

# FEL-PRO

La Ciencia del Sellado

FEL-PRO 2017  
JUNTAS DE MOTOR  
2017




Guía Rápida Juegos  
Completos Vehículos

GUÍA RÁPIDA  
2017

JUNTAS DE MOTOR



Performance MLS



Rigid Core, Molded  
Silicone Rubber



Durable, Blowout  
Resistant Seal



Sellos Valvulas



FEDERAL-MOGUL  
MOTORPARTS



# DENTRO DEL SELLADO

## Un nuevo estándar en el sellado de la culata de cilindros – 4 láminas

FEDERAL MOGUL desarrolló originalmente el concepto LaserWeld™ - 4 láminas como una nueva tecnología para el EQUIPO ORIGINAL, esta tecnología es diseñada para mejorar el sellado el cual está cambiando debido a las temperaturas y presiones extremas encontrados en los cilindros de un creciente número de las más importantes plataformas. Esta tecnología ha sido mejorada y diseñada para las temperaturas del asfalto y tierra en circuitos de carreras de competencia -Incluyendo los motores que contribuyen en muchos campeonatos mundiales de estos circuitos- y es un nuevo estándar en el crecimiento del rango de juntas Fel-Pro PermaTorque® MLS para aplicaciones automotrices de alto desempeño.



El nuevo diseño LaserWeld™ - 4 láminas ofrece una inigualable capacidad de sellado de la combustión controlando con precisión la compresión de múltiples láminas ofertando al mercado distintos números de partes para los motores más exigentes.

Esto ayuda a reducir el efecto de elevación de la culata, efecto que se encuentra comúnmente en muchos motores de último modelo, previene el daño de la junta y asegura un sellado de combustión superior sobre una amplia gama de condiciones de funcionamiento.



### Tecnología LaserWeld™

- Compuesta por 4 láminas con recubrimiento antiadherente
- Fabricada con los controles más avanzados, para la compresión de juntas
- Principalmente desarrollada para los motores de EQUIPO ORIGINAL
- Probado en los circuitos de competencia más exigentes
- Un nuevo estándar al hablar de juntas Fel-Pro® - PermaTorque® MLS

### Beneficios Importantes

1. Sellado superior de la combustión en los motores actuales, más potentes y ligeros.
2. Ayuda a reducir el efecto de elevación de la culata y prevenir daños a la junta.
3. Insuperable fuerza y confiabilidad de sellado



## ÍNDICE

	<i>Pag.</i>
01 / Cómo utilizar este catálogo	2
02 / Búsqueda por vehículo	3
03 / Nomenclatura	11
04 / Recomendaciones para la instalación de la junta de Cabeza	12
05 / Guía Rápida Juegos Completos - Vehículos	13
06 / Intercambios vs TF Víctor	64
07 / Intercambios vs DC	73
08 / Diagrama de Juntas	78
09 / Engine Expertise	80





# ¿Cómo utilizar este catálogo?

**Características del vehículo**

- Años
- Desplazamiento
- PCD
- Cilindros
- Válvulas
- Árbol de levas
- HP
- VIN

**Armadora y modelo por orden alfabético**

**Juegos**

- Juegos Completos
- Medio juego superior
- Medio juego inferior

**Tapa de Puntería**

**Cabeza**

- O cuando aplique:
- Cabeza derecha
- Cabeza izquierda

**Múltiples**

- Múltiple pleno
- Múltiple Admisión
- Múltiple escape

**Sellos**

- Sellos de válvulas
- Sellos de válvula admisión
- Sellos de válvula escape

**Kit tapa de distribución**

**Cárter**

**Retenes**

- Reten de cigüeñal delantero
- Reten de cigüeñal trasero
- Reten Árbol de levas

**Tornillos de culata**



**Busqueda por vehículo**

MODELO	DESP.	PÁGINA
<b>ACURA</b>		
MDX	3.5 LTS.	214 14-15
MDX VTEC	3.5 LTS.	214 14-15
<b>AUDI</b>		
A6	2.8 LTS.	171 14-15
A6 AVANT TRIPTRONIC	2.8 LTS.	171 14-15
A8	2.8 LTS.	171 14-15
<b>BMW</b>		
SERIE (325Ci)	2.5 LTS.	153 14-15
SERIE (325i)	2.5 LTS.	153 14-15
SERIE (328i)	2.8 LTS.	171 14-15
SERIE (330Ci)	3.0 LTS.	183 14-15
SERIE (525i)	2.5 LTS.	153 14-15
SERIE (528i)	2.8 LTS.	171 14-15
SERIE (530i)	3.0 LTS.	183 14-15
SERIE X3	2.5 LTS.	153 14-15
SERIE X3	3.0 LTS.	183 14-15
SERIE X5	3.0 LTS.	183 14-15
SERIE Z3	1.9 LTS.	116 14-15
SERIE Z3	2.8 LTS.	171 14-15
SERIE Z4	2.5 LTS.	153 14-15
SERIE Z4	3.0 LTS.	183 14-15
<b>BUICK</b>		
CENTURY	2.2 LTS.	134 14-15
CENTURY	2.5 LTS.	153 14-15
CENTURY	2.8 LTS.	171 14-15
CENTURY	3.0 LTS.	183 14-15
CENTURY	3.1 LTS.	189 14-15
CENTURY	3.3 LTS.	201 14-15
CENTURY	3.8 LTS.	232 14-15
CENTURY	5.0 LTS.	302 14-15
ELECTRA	3.8 LTS.	232 14-15
LESABRE	3.8 LTS.	232 14-15
PARK AVENUE	3.8 LTS.	232 14-15
REGAL	3.8 LTS.	232 14-15
REGAL	5.0 LTS.	302 14-15
RENDEZVOUS	3.5 LTS.	214 14-15
RENDEZVOUS,CX,CXL	3.5 LTS.	214 14-15
ROADMASTER	5.7 LTS.	350 14-15
SKYLARK	2.3 LTS.	140 16-17
SKYLARK	2.4 LTS.	146 16-17
SKYLARK	2.5 LTS.	153 16-17
SKYLARK	3.3 LTS.	201 16-17
<b>CADILLAC</b>		
CATERA	3.0 LTS.	183 16-17
CTS	3.6 LTS.	220 16-17
DEVILLE	4.1 LTS.	250 16-17
DEVILLE	4.5 LTS.	275 16-17
DEVILLE	4.6 LTS.	281 16-17
DEVILLE	4.9 LTS.	299 16-17
EL DORADO	4.1 LTS.	250 16-17
EL DORADO	4.6 LTS.	281 16-17
ESCALADE	5.3 LTS.	323 16-17
FLEETWOOD	4.1 LTS.	250 16-17
SEVILLE	4.1 LTS.	250 16-17
SEVILLE	4.6 LTS.	281 16-17
SRX	3.6 LTS.	220 16-17
SRX	4.6 LTS.	281 16-17
STS	3.6 LTS.	220 16-17

MODELO	DESP.	PÁGINA
<b>CADILLAC Cont.</b>		
STS	4.6 LTS.	281 16-17
XLR	4.6 LTS.	281 16-17
<b>CHEVROLET</b>		
400SS	5.7 LTS.	350 16-17
ASTRO	4.3 LTS.	262 16-17
AVALANCHE	5.3 LTS.	323 16-17
AVALANCHE	8.1 LTS.	494 16-17
AVALANCHE 1500	5.3 LTS.	323 18-19
AVEO LT	1.6 LTS.	98 18-19
AVEO LXV	1.6 LTS.	98 18-19
BERETTA	2.0 LTS.	122 18-19
BERETTA, GT	2.2 LTS.	134 18-19
BLAZER	4.3 LTS.	262 18-19
BLAZER	5.0 LTS.	302 18-19
BLAZER	5.7 LTS.	350 18-19
C10	5.0 LTS.	302 18-19
C10	7.4 LTS.	452 18-19
C10 PICK UP	7.4 LTS.	452 18-19
C10 SUBURBAN	5.0 LTS.	302 18-19
C10 SUBURBAN	7.4 LTS.	452 18-19
C15 PICK UP (C1500)	4.1 LTS.	250 18-19
C15 PICK UP (C1500)	4.3 LTS.	262 18-19
C20	5.0 LTS.	302 18-19
C20	6.6 LTS.	403 18-19
C20	7.4 LTS.	452 18-19
C20 SUBURBAN	5.0 LTS.	302 18-19
C20 SUBURBAN	6.6 LTS.	403 18-19
C20 SUBURBAN	7.4 LTS.	452 18-19
C20/2500 SERIES	7.4 LTS.	452 18-19
C2500 PICK UP	5.7 LTS.	350 18-19
C30	6.6 LTS.	403 18-19
C30	7.4 LTS.	452 18-19
C30 PICK UP	7.4 LTS.	452 18-19
C30/3500 SERIES	7.4 LTS.	452 18-19
C35 ESTACAS CUSTOM / CHEYENNE	4.8 LTS.	293 18-19
C3500 HD	7.4 LTS.	452 18-19
C3500 HD	8.1 LTS.	494 18-19
C3500 PICK UP	5.7 LTS.	350 18-19
C36 (SILVERADO 3500)	5.7 LTS.	350 18-19
CAMARO	5.0 LTS.	302 18-19
CAMARO	5.7 LTS.	350 20-21
CAPRICE	4.3 LTS.	262 20-21
CAPRICE	5.0 LTS.	302 20-21
CAPRICE	5.7 LTS.	350 20-21
CAVALIER	2.0 LTS.	122 20-21
CAVALIER	2.2 LTS.	134 20-21
CAVALIER	2.3 LTS.	140 20-21
CAVALIER	2.4 LTS.	146 20-21
CAVALIER	2.8 LTS.	171 20-21
CAVALIER	3.1 LTS.	189 20-21
CELEBRITY	2.5 LTS.	153 20-21
CELEBRITY	2.8 LTS.	171 20-21
CELEBRITY	3.1 LTS.	189 20-21
CENTURY	2.8 LTS.	171 20-21
CHEVELLE	4.1 LTS.	250 20-21
CHEVELLE	5.7 LTS.	350 20-21
CHEVETTE	1.6 LTS.	98 20-21
CHEVY NOVA	4.1 LTS.	250 20-21



## Busqueda por vehículo

MODELO	DESP.	PÁGINA
<b>CHEVROLET Cont.</b>		
CHEVY NOVA	5.7 LTS.	350 20-21
CHEYENNE	5.7 LTS.	350 20-21
CITATION	2.8 LTS.	171 20-21
CLASSIC	5.7 LTS.	350 20-21
COLORADO	2.8 LTS.	171 20-21
COLORADO	3.5 LTS.	214 20-21
COLORADO	3.7 LTS.	226 20-21
COMERCIALES	4.1 LTS.	250 20-21
COMERCIALES	4.8 LTS.	293 20-21
COMERCIALES	5.7 LTS.	350 20-21
COMERCIALES PICK UP	4.1 LTS.	250 20-21
COMERCIALES PICK UP	4.8 LTS.	293 20-21
COMERCIALES PICK UP	5.7 LTS.	350 20-21
CORSICA	2.0 LTS.	122 20-21
CORSICA	2.2 LTS.	134 20-21
CORSICA	2.8 LTS.	171 20-21
CORSICA	3.1 LTS.	189 20-21
CORVETTE	5.7 LTS.	350 20-21
CRUZE	1.8 LTS.	110 20-21
CUSTOM	5.7 LTS.	350 20-21
CUTLASS	2.8 LTS.	171 20-21
EQUINOX	3.4 LTS.	207 20-21
EXPRESS 3500	8.1 LTS.	494 20-21
EXPRESS CARGO VAN	4.3 LTS.	262 22-23
EXPRESS CARGO VAN	5.7 LTS.	350 22-23
EXPRESS VAN	5.3 LTS.	323 22-23
EXPRESS VAN 1500	5.3 LTS.	323 22-23
EXPRESS VAN 2500	5.3 LTS.	323 22-23
G-10 - 1500	5.7 LTS.	350 22-23
G20	5.0 LTS.	302 22-23
G20	6.6 LTS.	403 22-23
G-30	5.0 LTS.	302 22-23
G-30	5.7 LTS.	350 22-23
G-30	6.6 LTS.	403 22-23
G-30 CARGO VAN	4.3 LTS.	262 22-23
G-30 CARGO VAN CHEVY VAN	5.7 LTS.	350 22-23
G-30/3500 SERIES	7.4 LTS.	452 22-23
IMPALA	3.4 LTS.	207 22-23
IMPALA	4.3 LTS.	262 22-23
IMPALA	5.0 LTS.	302 22-23
IMPALA	5.7 LTS.	350 22-23
JIMMY	6.6 LTS.	403 22-23
K1500 SUBURBAN	6.6 LTS.	403 22-23
K-20	5.7 LTS.	350 22-23
K20/2500 SERIES	7.4 LTS.	452 22-23
K2500 SUBURBAN	6.6 LTS.	403 22-23
K-30	5.7 LTS.	350 22-23
K-30	7.4 LTS.	452 22-23
K30/3500 SERIES	7.4 LTS.	452 22-23
LUMINA	3.1 LTS.	189 22-23
LUMINA APV	3.1 LTS.	189 22-23
LUV	2.3 LTS.	140 22-23
MALIBU	2.4 LTS.	146 22-23
MALIBU	3.1 LTS.	189 22-23
MALIBU	3.5 LTS.	214 22-23
MALIBU	4.1 LTS.	250 22-23
MALIBU	5.0 LTS.	302 22-23
MALIBU	5.7 LTS.	350 22-23

MODELO	DESP.	PÁGINA
<b>CHEVROLET Cont.</b>		
MALIBU	6.6 LTS.	403 22-23
MONTE CARLO	4.3 LTS.	262 22-23
MONTE CARLO	5.7 LTS.	350 22-23
OPTRA	2.0 LTS.	122 22-23
P30	7.4 LTS.	452 22-23
P30/3500 SERIES	5.7 LTS.	350 22-23
P30/3500 SERIES	7.4 LTS.	452 22-23
S SERIES - 4x2	4.3 LTS.	262 22-23
S-10 PICK UP	2.2 LTS.	134 24-25
S-10 PICK UP	4.3 LTS.	262 24-25
SAVANA 1500	5.7 LTS.	350 24-25
SAVANA 2500	5.7 LTS.	350 24-25
SAVANA 3500	5.7 LTS.	350 24-25
SAVANA 3500	7.4 LTS.	452 24-25
SAVANA 3500	8.1 LTS.	494 24-25
SERIE G 1500-3500	5.7 LTS.	350 24-25
SERIE K 1500-3500	5.7 LTS.	350 24-25
SERIE P 15-35	5.7 LTS.	350 24-25
SIERRA 1500-3500	8.1 LTS.	494 24-25
SIERRA 3500	8.1 LTS.	494 24-25
SILVERADO	5.7 LTS.	350 24-25
SILVERADO 1500	4.8 LTS.	293 24-25
SILVERADO 1500	5.3 LTS.	323 24-25
SILVERADO 2500	5.3 LTS.	323 24-25
SILVERADO 2500	5.7 LTS.	350 24-25
SILVERADO 3500	8.1 LTS.	494 24-25
SONIC	1.6 LTS.	98 24-25
SONOMA	2.2 LTS.	134 24-25
SONORA	5.7 LTS.	350 24-25
SUBURBAN	5.7 LTS.	350 24-25
SUBURBAN	7.4 LTS.	452 24-25
SUBURBAN	8.1 LTS.	494 24-25
SUBURBAN 1500	5.3 LTS.	323 24-25
T SERIES - 4x4	4.3 LTS.	262 24-25
TAHOE	4.8 LTS.	293 24-25
TAHOE	5.3 LTS.	323 24-25
TRACKER	2.0 LTS.	122 24-25
TRACKER	2.5 LTS.	153 24-25
TRAILBLAZER	4.2 LTS.	256 24-25
TRAILBLAZER	5.3 LTS.	323 24-25
TRAILBLAZER EXT	4.2 LTS.	256 24-25
VENTURE	3.4 LTS.	207 24-25
X-11	2.8 LTS.	171 24-25
Z-24	2.2 LTS.	134 24-25
Z-24	2.4 LTS.	146 24-25
Z-24	3.1 LTS.	189 24-25
<b>CHRYSLER</b>		
200	2.4 LTS.	146 24-25
300	3.5 LTS.	214 24-25
300	5.7 LTS.	350 24-25
300 C	3.5 LTS.	214 26-27
300 M	3.5 LTS.	214 26-27
AUTOS Y CAMIONEATAS	5.7 LTS.	350 26-27
CIRRUS	2.4 LTS.	146 26-27
CIRRUS	2.5 LTS.	153 26-27
CIRRUS TURBO	2.4 LTS.	146 26-27
CONCORDE	3.3 LTS.	201 26-27
CONCORDE	3.5 LTS.	214 26-27

**Busqueda por vehículo**

MODELO	DESP.	PÁGINA
<b>CHRYSLER</b>		
CORDOBA	6.6 LTS.	403 26-27
DART K	2.2 LTS.	134 26-27
DAYTONA	3.0 LTS.	183 26-27
DYNASTY	2.5 LTS.	153 26-27
DYNASTY	3.0 LTS.	183 26-27
DYNASTY	3.3 LTS.	201 26-27
GRAND VOYAGER	3.3 LTS.	201 26-27
IMPERIAL	3.3 LTS.	201 26-27
IMPERIAL	6.6 LTS.	403 26-27
INTREPID	3.5 LTS.	214 26-27
LEBARON	2.6 LTS.	159 26-27
LEBARON	3.0 LTS.	183 26-27
LHS	3.5 LTS.	214 26-27
NEW YORKER	2.6 LTS.	159 26-27
NEW YORKER	3.0 LTS.	183 26-27
NEW YORKER	3.3 LTS.	201 26-27
NEW YORKER	6.6 LTS.	403 26-27
NEW YORKER	7.2 LTS.	439 26-27
NEW YORKER LHS/ LH	3.5 LTS.	214 26-27
NEW YORKER TURBO	2.2 LTS.	134 26-27
PACIFICA	3.5 LTS.	214 26-27
PROWLER	3.5 LTS.	214 26-27
PT CRUISER	2.4 LTS.	146 26-27
PT CRUISER MPI	2.4 LTS.	146 26-27
PT CRUISER TURBO	2.4 LTS.	146 26-27
SEBRING	2.4 LTS.	146 26-27
SEBRING	2.5 LTS.	153 28-29
SEBRING	3.0 LTS.	183 28-29
SHADOW	2.5 LTS.	153 28-29
TOWN & COUNTRY	2.6 LTS.	159 28-29
TOWN & COUNTRY	3.3 LTS.	201 28-29
TOWN & COUNTRY	3.8 LTS.	232 28-29
VOYAGER	3.3 LTS.	201 28-29
<b>DODGE</b>		
ARIES	2.6 LTS.	159 28-29
AVENGER	2.4 LTS.	146 28-29
AVENGER	2.5 LTS.	153 28-29
CALIBER	2.0 LTS.	122 28-29
CALIBER	2.4 LTS.	146 28-29
CARAVAN	2.2 LTS.	134 28-29
CARAVAN	2.5 LTS.	153 28-29
CARAVAN	2.6 LTS.	159 28-29
CARAVAN	3.0 LTS.	183 28-29
CARAVAN	3.3 LTS.	201 28-29
CARAVAN	3.8 LTS.	232 28-29
CHARGER	2.2 LTS.	134 28-29
CHARGER	3.5 LTS.	214 28-29
D-100 PICK UP	3.9 LTS.	238 28-29
D-150 PICK UP	3.9 LTS.	238 28-29
D-250 PICK UP	3.9 LTS.	238 28-29
DAKOTA	2.2 LTS.	134 28-29
DAKOTA	2.5 LTS.	153 28-29
DAKOTA	3.9 LTS.	238 28-29
DAKOTA	4.7 LTS.	287 28-29
DAKOTA	5.2 LTS.	317 28-29
DAKOTA	5.9 LTS.	360 28-29
DAKOTA 4X2	3.7 LTS.	226 30-31
DAKOTA 4X2 PICK UP	2.5 LTS.	153 30-31

MODELO	DESP.	PÁGINA
<b>DODGE Cont.</b>		
DURANGO	3.7 LTS.	226 30-31
DURANGO	5.9 LTS.	360 30-31
DURANGO 4X2	4.7 LTS.	287 30-31
DURANGO LIMITED	5.7 LTS.	350 30-31
DYNASTY	3.3 LTS.	201 30-31
GRAND CARAVAN	2.5 LTS.	153 30-31
GRAND CARAVAN	3.0 LTS.	183 30-31
GRAND CARAVAN	3.3 LTS.	201 30-31
INTREPID	3.2 LTS.	195 30-31
INTREPID	3.3 LTS.	201 30-31
INTREPID	3.5 LTS.	214 30-31
JOURNEY	2.4 LTS.	146 30-31
MAGNUM	3.5 LTS.	214 30-31
MAGNUM	5.7 LTS.	350 30-31
MINI RAM	2.6 LTS.	159 30-31
MINI RAM	3.0 LTS.	183 30-31
NEON	2.0 LTS.	122 30-31
NEON SRT4	2.4 LTS.	146 30-31
NITRO	3.7 LTS.	226 30-31
RAM 1500	5.7 LTS.	350 30-31
RAM 1500	5.9 LTS.	360 30-31
RAM 1500 PICK UP	3.7 LTS.	226 30-31
RAM 1500 PICK UP	3.9 LTS.	238 30-31
RAM 1500 PICK UP	4.7 LTS.	287 30-31
RAM 1500 PICK UP	5.2 LTS.	317 30-31
RAM 1500 VAN	5.9 LTS.	360 30-31
RAM 2500 PICK UP	5.2 LTS.	317 30-31
RAM 2500 PICK UP	5.7 LTS.	350 30-31
RAM 2500 PICK UP	5.9 LTS.	360 30-31
RAM 2500 VAN	5.9 LTS.	360 30-31
RAM 3500	5.7 LTS.	350 30-31
RAM 3500 PICK UP	5.9 LTS.	360 30-31
RAM 3500 PICK UP	5.9 LTS.	360 30-31
RAM WAGON	5.9 LTS.	360 30-31
RAM 4000 PICK UP	5.7 LTS.	350 30-31
RAM CHARGER	5.2 LTS.	317 30-31
RAM CHARGER	5.9 LTS.	360 30-31
RAM VAN 3500	5.9 LTS.	360 30-31
SHADOW	3.0 LTS.	183 30-31
SPIRIT	3.0 LTS.	183 30-31
STEALTH	3.0 LTS.	183 30-31
STRATUS	2.0 LTS.	122 30-31
STRATUS	2.4 LTS.	146 30-31
STRATUS	2.5 LTS.	153 32-33
STRATUS	3.0 LTS.	183 32-33
W250	5.2 LTS.	317 32-33
<b>FIAT</b>		
DUCATO JTD	2.3 LTS.	140 32-33
DUCATO JTD	3.0 LTS.	183 32-33
PALIO	1.6 LTS.	98 32-33
PALIO ADVENTURE	1.6 LTS.	98 32-33
<b>FORD</b>		
AEROSTAR	2.8 LTS.	171 32-33
AEROSTAR	3.0 LTS.	183 32-33
AEROSTAR	4.0 LTS.	244 32-33
B-200	5.0 LTS.	302 32-33
B-200	5.8 LTS.	354 32-33
B-600	5.0 LTS.	302 32-33



## Busqueda por vehículo

MODELO	DESP.	PÁGINA	
<b>FORD Cont.</b>			
B-600	5.8 LTS.	354	32-33
BRONCO	3.3 LTS.	201	32-33
BRONCO	4.9 LTS.	299	32-33
BRONCO	5.0 LTS.	302	32-33
BRONCO	5.8 LTS.	354	32-33
BRONCO II	2.8 LTS.	171	32-33
CAMIONETAS	5.8 LTS.	354	32-33
CLUB WAGON	3.3 LTS.	201	32-33
CLUB WAGON	5.0 LTS.	302	32-33
CLUB WAGON E-150	4.2 LTS.	256	32-33
CLUB WAGON E-150	4.6 LTS.	281	32-33
CLUB WAGON E-150	4.9 LTS.	299	32-33
CLUB WAGON E-150	5.0 LTS.	302	32-33
CLUB WAGON E-150	7.5 LTS.	458	32-33
CLUB WAGON E-150,E-250	5.8 LTS.	354	32-33
CLUB WAGON E-250	4.2 LTS.	256	32-33
CLUB WAGON E-250	5.4 LTS.	330	32-33
CLUB WAGON E-250	7.5 LTS.	458	34-35
CLUB WAGON E-350	4.9 LTS.	299	34-35
CLUB WAGON E-350	6.0 LTS.	366	34-35
CLUB WAGON E-350	6.8 LTS.	415	34-35
CLUB WAGON E-350	7.5 LTS.	458	34-35
COMERCIALES	5.0 LTS.	302	34-35
COMERCIALES	5.8 LTS.	354	34-35
CONTOUR	2.0 LTS.	122	34-35
CONTOUR	2.5 LTS.	153	34-35
COUGAR	3.8 LTS.	232	34-35
COURIER	1.8 LTS.	110	34-35
COURIER PICK UP	1.6 LTS.	98	34-35
CROWN VICTORIA	4.6 LTS.	281	34-35
CUSTOM 500	5.8 LTS.	354	34-35
E-100	5.0 LTS.	302	34-35
E-100	5.8 LTS.	354	34-35
E-150	4.6 LTS.	281	34-35
E-150	5.8 LTS.	354	34-35
E-250	4.6 LTS.	281	34-35
E-250	6.9 LTS.	421	34-35
E-300	5.0 LTS.	302	34-35
E-300	5.8 LTS.	354	34-35
E-350 SUPER DUTY	6.0 LTS.	366	34-35
E-350 SUPER DUTY	6.8 LTS.	415	34-35
E-450 SUPER DUTY	6.0 LTS.	366	34-35
E-450 SUPER DUTY	6.8 LTS.	415	34-35
ECONOLINE	4.2 LTS.	256	34-35
ECONOLINE E-100	3.9 LTS.	238	34-35
ECONOLINE E-100	4.9 LTS.	299	34-35
ECONOLINE E-150	4.9 LTS.	299	34-35
ECONOLINE E-150	5.0 LTS.	302	34-35
ECONOLINE E-150	6.9 LTS.	421	36-37
ECONOLINE E-150	7.5 LTS.	458	36-37
ECONOLINE E-200	3.9 LTS.	238	36-37
ECONOLINE E-250	4.9 LTS.	299	36-37
ECONOLINE E-250	5.0 LTS.	302	36-37
ECONOLINE E-250	7.5 LTS.	458	36-37
ECONOLINE E-300	3.9 LTS.	238	36-37
ECONOLINE E-300	4.9 LTS.	299	36-37
ECONOLINE E-350	4.9 LTS.	299	36-37
ECONOLINE E-350	6.8 LTS.	415	36-37

MODELO	DESP.	PÁGINA	
<b>FORD Cont.</b>			
ECONOLINE E-350	6.9 LTS.	421	36-37
ECONOLINE E-350	7.5 LTS.	458	36-37
ECONOLINE VAN E-150	4.2 LTS.	256	36-37
ECONOLINE VAN E-150	4.6 LTS.	281	36-37
ECONOLINE VAN E-350	5.4 LTS.	330	36-37
ECONOLINE WAGON	4.2 LTS.	256	36-37
ECONOLINE WAGON E-350	5.4 LTS.	330	36-37
ECOSPORT DURATEC	2.0 LTS.	122	36-37
ESCAPE	3.0 LTS.	183	36-37
ESCORT	1.6 LTS.	98	36-37
ESCORT	1.9 LTS.	116	36-37
ESCORT GT	1.8 LTS.	110	36-37
ESCORT LX VAGONETA	2.0 LTS.	122	36-37
EXCURSION	6.0 LTS.	366	36-37
EXCURSION (TRITON)	6.8 LTS.	415	36-37
EXPEDITION	4.6 LTS.	281	36-37
EXPEDITION	5.4 LTS.	330	36-37
EXPLORER	4.0 LTS.	244	36-37
EXPLORER	5.0 LTS.	302	38-39
F-100	3.6 LTS.	220	38-39
F-100	3.9 LTS.	238	38-39
F-100	4.8 LTS.	293	38-39
F-100	4.9 LTS.	299	38-39
F-100	5.0 LTS.	302	38-39
F-100	5.8 LTS.	354	38-39
F-100 PICK UP	7.5 LTS.	458	38-39
F-150	4.2 LTS.	256	38-39
F-150	4.6 LTS.	281	38-39
F-150	4.9 LTS.	299	38-39
F-150	5.0 LTS.	302	38-39
F-150	5.8 LTS.	354	38-39
F-150	7.5 LTS.	458	38-39
F-150 SERIES	4.9 LTS.	299	38-39
F-150 SERIES	5.0 LTS.	302	38-39
F-150 SERIES	5.8 LTS.	354	38-39
F-200	5.0 LTS.	302	38-39
F-200	5.8 LTS.	354	38-39
F-200/250 SERIES	4.9 LTS.	299	38-39
F-200/250 SERIES	5.0 LTS.	302	38-39
F-200/250 SERIES	5.8 LTS.	354	38-39
F-200/250 SERIES	7.5 LTS.	458	38-39
F-250	3.6 LTS.	220	38-39
F-250	3.9 LTS.	238	40-41
F-250	4.6 LTS.	281	40-41
F-250	4.8 LTS.	293	40-41
F-250	4.9 LTS.	299	40-41
F-250	5.0 LTS.	302	40-41
F-250	5.8 LTS.	354	40-41
F-250	6.9 LTS.	421	40-41
F-250	7.5 LTS.	458	40-41
F-250 SUPER DUTY	5.4 LTS.	330	40-41
F-250 SUPER DUTY	6.0 LTS.	366	40-41
F-250 SUPER DUTY	6.8 LTS.	415	42-43
F-300	4.9 LTS.	299	42-43
F-300/350 SERIES	5.0 LTS.	302	42-43
F-300/350 SERIES	5.8 LTS.	354	42-43
F-300/350 SERIES	7.5 LTS.	458	42-43
F-350	3.9 LTS.	238	42-43

**Busqueda por vehículo**

MODELO	DESP.	PÁGINA
<b>FORD Cont.</b>		
F-350	4.3 LTS.	262 42-43
F-350	4.8 LTS.	293 42-43
F-350	4.9 LTS.	299 42-43
F-350	6.9 LTS.	421 42-43
F-350	7.5 LTS.	458 42-43
F-350 PICK UP	5.8 LTS.	354 42-43
F-350 SUPER DUTY	5.4 LTS.	330 42-43
F-350 SUPER DUTY	6.0 LTS.	366 42-43
F-350 SUPER DUTY	6.8 LTS.	415 42-43
F-350/ MICROBUS	5.8 LTS.	354 42-43
F-450 SUPER DUTY	6.0 LTS.	366 42-43
F-450 SUPER DUTY	6.8 LTS.	415 42-43
F-500	4.9 LTS.	299 42-43
F-500	5.4 LTS.	330 42-43
F-550 SUPER DUTY	6.0 LTS.	366 42-43
F-550 SUPER DUTY	6.8 LTS.	415 42-43
F-600	4.9 LTS.	299 42-43
F-600	5.8 LTS.	354 42-43
FAIRMONT	3.3 LTS.	201 42-43
FAIRMONT	3.8 LTS.	232 42-43
FAIRMONT	5.0 LTS.	302 42-43
FALCON	5.8 LTS.	354 42-43
FIESTA	1.3 LTS.	79 42-43
FIESTA	1.4 LTS.	85 42-43
FIESTA	1.6 LTS.	98 42-43
FIVE HUNDRED	3.0 LTS.	183 42-43
FIVE HUNDRED DURATEC	3.0 LTS.	183 42-43
FOCUS FOCUS XL SPLIT PORT	2.0 LTS.	122 42-43
FOCUS ZX3 ZETEC	2.0 LTS.	122 42-43
FREESTAR	4.2 LTS.	256 42-43
FREESTYLE	3.0 LTS.	183 42-43
FUSION	2.3 LTS.	140 42-43
GALAXIE	5.8 LTS.	354 42-43
GALAXIE 500	5.8 LTS.	354 42-43
GHIA	3.0 LTS.	183 42-43
GHIA	3.8 LTS.	232 42-43
GRAN TORINO	5.8 LTS.	354 42-43
GRANADA	3.8 LTS.	232 42-43
GRAND MARQUIS	5.8 LTS.	354 42-43
IKON	1.6 LTS.	98 42-43
KA	1.6 LTS.	98 42-43
LOBO	5.4 LTS.	330 42-43
LTD	3.8 LTS.	232 42-43
LTD	5.8 LTS.	354 42-43
M-450	7.5 LTS.	458 42-43
MARQUIS	3.8 LTS.	232 42-43
MAVERICK	3.3 LTS.	201 42-43
MAVERICK	4.1 LTS.	250 44-45
MAVERICK	5.0 LTS.	302 44-45
MICROBUS	5.8 LTS.	354 44-45
MONDEO DURATEC	2.0 LTS.	122 44-45
MUSTANG	2.3 LTS.	140 44-45
MUSTANG	3.3 LTS.	201 44-45
MUSTANG	3.8 LTS.	232 44-45
MUSTANG	4.1 LTS.	250 44-45
MUSTANG	5.0 LTS.	302 44-45
MUSTANG	5.8 LTS.	354 44-45
MUSTANG	7.0 LTS.	427 44-45

MODELO	DESP.	PÁGINA
<b>FORD Cont.</b>		
P-350	3.9 LTS.	238 44-45
P-350	4.9 LTS.	299 44-45
P-350 VANETTE	5.8 LTS.	354 44-45
RANGER	2.0 LTS.	122 44-45
RANGER	2.3 LTS.	140 44-45
RANGER	2.8 LTS.	171 44-45
RANGER	4.0 LTS.	244 44-45
RANGER PICK UP	2.3 LTS.	140 44-45
RANGER PICK UP	3.0 LTS.	183 44-45
TAURUS	3.0 LTS.	183 44-45
TAURUS	3.8 LTS.	232 44-45
THUNDERBIRD	3.3 LTS.	201 44-45
THUNDERBIRD	3.8 LTS.	232 44-45
THUNDERBIRD	4.6 LTS.	281 44-45
THUNDERBIRD	5.0 LTS.	302 44-45
THUNDERBIRD	7.5 LTS.	458 44-45
THUNDERBIRD SUP. CARGADO	3.8 LTS.	232 44-45
TOPAZ	2.3 LTS.	140 44-45
TOPAZ	3.0 LTS.	183 44-45
TOPAZ EFI	2.3 LTS.	140 44-45
TORINO	5.8 LTS.	354 44-45
TRANSIT	2.2 LTS.	134 44-45
WINDSTAR	3.8 LTS.	232 46-47
<b>GMC</b>		
C1500	5.0 LTS.	302 44-45
C1500	5.7 LTS.	350 44-45
C1500 SUBURBAN	5.0 LTS.	302 44-45
C1500 SUBURBAN	5.7 LTS.	350 44-45
C2500	5.0 LTS.	302 44-45
C2500	5.7 LTS.	350 44-45
C2500 SUBURBAN	5.0 LTS.	302 44-45
C2500 SUBURBAN	5.7 LTS.	350 44-45
C2500 SUBURBAN	7.4 LTS.	452 44-45
C3500	5.7 LTS.	350 44-45
C3500	7.4 LTS.	452 44-45
CANYON	2.8 LTS.	171 44-45
CANYON	3.5 LTS.	214 44-45
CANYON	3.7 LTS.	226 44-45
ENVOY	4.2 LTS.	256 44-45
ENVOY XL	4.2 LTS.	256 44-45
G1500	4.3 LTS.	262 44-45
G1500	5.7 LTS.	350 44-45
G2500	4.3 LTS.	262 44-45
G2500	5.7 LTS.	350 44-45
G3500	4.3 LTS.	262 44-45
G3500	5.7 LTS.	350 44-45
JIMMY	4.3 LTS.	262 44-45
JIMMY	5.0 LTS.	302 44-45
JIMMY	5.7 LTS.	350 44-45
K-1500	5.7 LTS.	350 44-45
K-1500 SUBURBAN	5.7 LTS.	350 44-45
K-2500	5.7 LTS.	350 44-45
K-2500 SUBURBAN	5.7 LTS.	350 44-45
K-3500	5.7 LTS.	350 44-45
K-3500	7.4 LTS.	452 44-45
KODIAK	8.1 LTS.	494 44-45
P3500	7.4 LTS.	452 44-45
S-10	2.8 LTS.	171 44-45



## Busqueda por vehículo

MODELO	DESP.	PÁGINA	
<b>GMC Cont.</b>			
S-10 BLAZER	2.8 LTS.	171	44-45
SAFARI	4.3 LTS.	262	48-49
SAVANA	4.8 LTS.	293	48-49
SAVANA 1500	5.3 LTS.	323	48-49
SAVANA 2500	5.3 LTS.	323	48-49
SIERRA 1500	5.3 LTS.	323	48-49
SONOMA	4.3 LTS.	262	48-49
YUKON	4.8 LTS.	293	48-49
YUKON	5.3 LTS.	323	48-49
YUKON	8.1 LTS.	494	48-49
YUKON XL	5.3 LTS.	323	48-49
YUKON XL 1500	5.3 LTS.	323	48-49
<b>HONDA</b>			
ACCORD	2.4 LTS.	146	48-49
CIVIC	1.6 LTS.	98	48-49
CR-V	2.4 LTS.	146	48-49
ELEMENT	2.4 LTS.	146	48-49
ODYSSEY	3.5 LTS.	214	48-49
PILOT	3.5 LTS.	214	48-49
<b>HUMMER</b>			
H2	6.0 LTS.	366	48-49
H3	3.5 LTS.	214	48-49
H3	3.7 LTS.	226	48-49
H3 LH8	5.3 LTS.	323	48-49
<b>HYUNDAI</b>			
ACCENT	1.4 LTS.	85	48-49
ACCENT	1.5 LTS.	92	48-49
ACCENT	1.6 LTS.	98	48-49
ATOS	1.1 LTS.	67	48-49
ATTITUDE	1.4 LTS.	85	48-49
ATTITUDE	1.6 LTS.	98	48-49
EXCEL	1.5 LTS.	92	48-49
H-100	2.5 LTS.	153	48-49
SCOUPE	1.5 LTS.	92	48-49
SONATA	2.4 LTS.	146	48-49
SONATA	3.0 LTS.	183	48-49
<b>INFINITI</b>			
FX35	3.5 LTS.	214	48-49
G35	3.5 LTS.	214	48-49
QX4	3.5 LTS.	214	48-49
QX56	5.6 LTS.	342	48-49
<b>ISUZU</b>			
ASCENDER	4.2 LTS.	256	48-49
<b>JEEP</b>			
CHEROKEE	2.5 LTS.	153	48-49
CHEROKEE	2.8 LTS.	171	50-51
CHEROKEE	4.0 LTS.	244	50-51
CHEROKEE	5.9 LTS.	360	50-51
CHEROKEE	6.6 LTS.	403	50-51
CHEROKEE 4X2	4.0 LTS.	244	50-51
CJ-5	2.5 LTS.	153	50-51
CJ-7	2.5 LTS.	153	50-51
CJ-8	2.5 LTS.	153	50-51
COMANCHE	2.5 LTS.	153	50-51
COMANCHE	2.8 LTS.	171	50-51
COMANCHE	4.0 LTS.	244	50-51
COMMANDER	3.7 LTS.	226	50-51
COMMANDER	4.7 LTS.	287	50-51

MODELO	DESP.	PÁGINA	
<b>JEEP Cont...</b>			
COMMANDER HEMI	5.7 LTS.	350	50-51
COMPASS	2.4 LTS.	146	50-51
GRAND CHEROKEE	3.7 LTS.	226	50-51
GRAND CHEROKEE	4.0 LTS.	244	50-51
GRAND CHEROKEE	4.7 LTS.	287	50-51
GRAND CHEROKEE	5.2 LTS.	317	50-51
GRAND CHEROKEE	5.9 LTS.	360	50-51
GRAND WAGONEER	5.7 LTS.	350	50-51
GRAND WAGONEER	5.9 LTS.	360	50-51
LIBERTY	3.7 LTS.	226	50-51
PATRIOT	2.4 LTS.	146	50-51
SCRAMBLER	2.5 LTS.	153	50-51
WAGONEER	2.5 LTS.	153	50-51
WAGONEER	2.8 LTS.	171	50-51
WAGONEER	5.9 LTS.	360	50-51
WRANGLER	2.5 LTS.	153	50-51
WRANGLER	4.0 LTS.	244	50-51
<b>KIA</b>			
RIO	1.6 LTS.	98	52-53
<b>LAND ROVER</b>			
RANGE ROVER	3.9 LTS.	238	52-53
RANGE ROVER	4.3 LTS.	262	52-53
RANGE ROVER	4.6 LTS.	281	52-53
<b>LINCOLN</b>			
BLACKWOOD	5.4 LTS.	330	52-53
CONTINENTAL	3.8 LTS.	232	52-53
CONTINENTAL	5.0 LTS.	302	52-53
MARK LT	5.4 LTS.	330	52-53
NAVIGATOR	5.4 LTS.	330	52-53
TOWN CAR	5.0 LTS.	302	52-53
ZEPHYR	3.0 LTS.	183	52-53
<b>MAZDA</b>			
626	2.0 LTS.	122	52-53
808	1.8 LTS.	110	52-53
B2000	2.0 LTS.	122	52-53
B2300	2.3 LTS.	140	52-53
B3000	3.0 LTS.	183	52-53
B4000	4.0 LTS.	244	52-53
LUCE	1.8 LTS.	110	52-53
MIATA	1.8 LTS.	110	52-53
PICK UP	1.8 LTS.	110	52-53
<b>MERCEDES BENZ</b>			
SPRINTER	2.7 LTS.	165	52-53
VITO	2.2 LTS.	134	52-53
<b>MERCURY</b>			
CAPRI	3.8 LTS.	232	52-53
COUGAR	3.8 LTS.	232	52-53
COUGAR	5.0 LTS.	302	52-53
COUGAR XR7 SUP. CARGADO	3.8 LTS.	232	52-53
MARINER	3.0 LTS.	183	52-53
MARINER	4.0 LTS.	244	52-53
MILAN	3.0 LTS.	183	52-53
MONTEGO	3.0 LTS.	183	52-53
MOUNTAINEER	4.0 LTS.	244	52-53
MOUNTAINEER	5.0 LTS.	302	52-53
TEMPO	2.3 LTS.	140	52-53
VILLAGER	3.3 LTS.	201	52-53

**Busqueda por vehículo**

MODELO	DESP.	PÁGINA
<b>MINI</b>		
COOPER	1.6 LTS.	98 52-53
COOPER "S" CABRIO	1.6 LTS.	98 52-53
COOPER CABRIO	1.6 LTS.	98 52-53
COOPER PEPPER	1.6 LTS.	98 52-53
COOPER SEVEN	1.6 LTS.	98 52-53
<b>MITSUBISHI</b>		
DIAMANTE	3.0 LTS.	183 54-55
DIAMANTE	3.5 LTS.	214 54-55
ECLIPSE	2.4 LTS.	146 54-55
ECLIPSE	3.0 LTS.	183 54-55
ECLIPSE COUPE GT	3.0 LTS.	183 54-55
GALANT	2.4 LTS.	146 54-55
GALANT	3.0 LTS.	183 54-55
L200	2.5 LTS.	153 54-55
LANCER	2.0 LTS.	122 54-55
MONTERO SPORT	3.5 LTS.	214 54-55
OUTLANDER	2.4 LTS.	146 54-55
PRECIS	1.5 LTS.	92 54-55
<b>NISSAN</b>		
300ZX	3.0 LTS.	183 54-55
300ZX TURBO	3.0 LTS.	183 54-55
350Z	3.5 LTS.	214 54-55
ALTIMA	2.5 LTS.	153 54-55
APRIO	1.6 LTS.	98 54-55
ARMADA	5.6 LTS.	342 54-55
CABSTAR	2.5 LTS.	153 54-55
D-22	2.5 LTS.	153 54-55
DATSUN	1.6 LTS.	98 54-55
FRONTIER	2.5 LTS.	153 54-55
FRONTIER	3.3 LTS.	201 54-55
LUCINO GSR	2.0 LTS.	122 54-55
MAXIMA	3.0 LTS.	183 54-55
PATHFINDER	3.3 LTS.	201 54-55
PATHFINDER	3.5 LTS.	214 54-55
PATHFINDER	5.6 LTS.	342 54-55
PICK UP	2.4 LTS.	146 54-55
PLATINA	1.6 LTS.	98 54-55
PULSAR	1.6 LTS.	98 54-55
QUEST	3.3 LTS.	201 54-55
SENTRA	1.6 LTS.	98 54-55
SENTRA	1.8 LTS.	110 54-55
SENTRA	2.0 LTS.	122 54-55
SENTRA	2.5 LTS.	153 54-55
SUNNY	1.6 LTS.	98 54-55
TIIDA	1.8 LTS.	110 54-55
TITAN	5.6 LTS.	342 54-55
TSUBAME	1.6 LTS.	98 54-55
TSURU GS,GST,GSX	1.6 LTS.	98 54-55
URVAN	2.4 LTS.	146 54-55
URVAN	3.0 LTS.	183 54-55
X-TERRA	3.3 LTS.	201 54-55
X-TRAIL	2.5 LTS.	153 54-55
<b>OLDSMOBILE</b>		
BRAVADA	4.2 LTS.	256 56-57
CIERA	3.8 LTS.	232 56-57
CUTLASS	3.1 LTS.	189 56-57
CUTLASS CIERA	2.8 LTS.	171 56-57
DELTA 88	3.8 LTS.	232 56-57

MODELO	DESP.	PÁGINA
<b>OLDSMOBILE Cont...</b>		
DELTA 88	3.8 LTS.	232 56-57
EUROSPORT	3.1 LTS.	189 56-57
NINETY-EIGHT- 98	3.8 LTS.	232 56-57
ROYALE 88	5.0 LTS.	302 56-57
SILHOUETTE	3.1 LTS.	189 56-57
SILHOUETTE	3.8 LTS.	232 56-57
<b>OPEL</b>		
ASTRA	1.4 LTS.	85 56-57
ASTRA	1.8 LTS.	110 56-57
ASTRA	2.0 LTS.	122 56-57
ASTRA	2.2 LTS.	134 56-57
ASTRA	2.4 LTS.	146 56-57
CHEVY	1.4 LTS.	85 56-57
CHEVY C2	1.6 LTS.	98 56-57
CHEVY C3	1.6 LTS.	98 56-57
CHEVY PICK UP	1.6 LTS.	98 56-57
CORSA	1.4 LTS.	85 56-57
CORSA	1.8 LTS.	110 56-57
MERIVA	1.8 LTS.	110 56-57
MONZA	1.4 LTS.	85 56-57
MONZA	1.6 LTS.	98 56-57
MONZA WAGON	1.6 LTS.	98 56-57
TORNADO	1.8 LTS.	110 56-57
VECTRA	2.2 LTS.	134 56-57
VECTRA	3.2 LTS.	195 56-57
ZAFIRA	1.4 LTS.	85 56-57
ZAFIRA	1.8 LTS.	110 56-57
ZAFIRA	2.2 LTS.	134 56-57
<b>PEUGEOT</b>		
206	1.4 LTS.	85 56-57
206	1.6 LTS.	98 56-57
207	1.4 LTS.	85 56-57
307	2.0 LTS.	122 56-57
308	1.6 LTS.	98 56-57
406	2.0 LTS.	122 56-57
306 BREAK	2.0 LTS.	122 56-57
307 SW	2.0 LTS.	122 56-57
PARTNER	1.4 LTS.	85 56-57
PARTNER	1.6 LTS.	98 56-57
<b>PLYMOUTH</b>		
BREEZE	2.0 LTS.	122 56-57
GRAND VOYAGER	3.0 LTS.	183 56-57
GRAND VOYAGER	3.3 LTS.	201 56-57
SUNDANCE	3.0 LTS.	183 56-57
VOYAGER	2.5 LTS.	153 56-57
VOYAGER	3.0 LTS.	183 56-57
VOYAGER	3.3 LTS.	201 56-57
VOYAGER	3.8 LTS.	232 56-57
<b>PONTIAC</b>		
6000	2.5 LTS.	153 58-59
6000	3.1 LTS.	189 58-59
AZTEK	3.4 LTS.	207 58-59
BONNEVILLE	3.8 LTS.	232 58-59
FIERO	2.5 LTS.	153 58-59
G6	3.5 LTS.	214 58-59
GRAND AM	2.5 LTS.	153 58-59
GRAND AM	3.1 LTS.	189 58-59
GRAND AM	3.4 LTS.	207 58-59



## Busqueda por vehículo

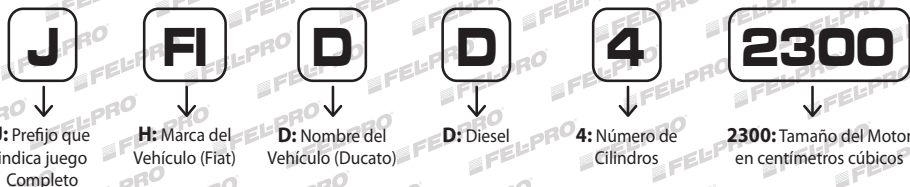
MODELO	DESP.	PÁGINA
<b>PONTIAC Cont...</b>		
GRAND AM	3.8 LTS.	232 58-59
GRAND PRIX	3.1 LTS.	189 58-59
GRAND PRIX	3.8 LTS.	232 58-59
MATIZ	1.0 LTS.	61 58-59
PHOENIX	2.5 LTS.	153 58-59
SUNFIRE	2.4 LTS.	146 58-59
TORRENT	3.4 LTS.	207 58-59
<b>RENAULT</b>		
CLIO	1.6 LTS.	98 58-59
CLIO SPORT	2.0 LTS.	122 58-59
KANGOO	1.6 LTS.	98 58-59
KANGOO EXPRESS	1.6 LTS.	98 58-59
LOGAN	1.6 LTS.	98 58-59
MEGANE	2.0 LTS.	122 58-59
MEGANE SPORT	2.0 LTS.	122 58-59
MEGANE TURBO	2.0 LTS.	122 58-59
SANDERO DYNAMIQUE	1.6 LTS.	98 58-59
SANDERO EXPRESSION	1.6 LTS.	98 58-59
SCENIC	2.0 LTS.	122 58-59
STEPWAY DYNAMIQUE	1.6 LTS.	98 58-59
TRAFIC	1.9 LTS.	116 58-59
<b>SEAT</b>		
ALHAMBRA TURBO	1.8 LTS.	110 58-59
CORDOBA	1.6 LTS.	98 58-59
IBIZA	1.6 LTS.	98 58-59
IBIZA TURBO FR	1.8 LTS.	110 58-59
<b>SUZUKI</b>		
AERIO	2.0 LTS.	122 58-59
AERIO	2.3 LTS.	140 58-59
AERIO SX	2.3 LTS.	140 58-59
GRAND VITARA	2.5 LTS.	153 58-59
GRAND VITARA	2.7 LTS.	165 58-59
VITARA	2.0 LTS.	122 58-59
<b>TOYOTA</b>		
4 RUNNER	4.0 LTS.	244 58-59
4RUNNER	2.4 LTS.	146 58-59
CAMRY	2.4 LTS.	146 60-61
CELICA	2.2 LTS.	134 60-61
CELICA	2.4 LTS.	146 60-61
COROLLA	1.8 LTS.	110 60-61
CORONA	2.2 LTS.	134 60-61
CORONA	2.4 LTS.	146 60-61
ECHO	1.5 LTS.	92 60-61
HI LUX PICK UP	2.7 LTS.	165 60-61
HIGHLANDER	2.4 LTS.	146 60-61
LAND CRUISER	5.7 LTS.	350 60-61
MATRIX	1.8 LTS.	110 60-61
MR2 SPYDER	1.8 LTS.	110 60-61
PICK UP	2.2 LTS.	134 60-61
PICK UP	2.4 LTS.	146 60-61
RAV 4	2.4 LTS.	146 60-61
SEQUOIA	5.7 LTS.	350 60-61
SOLARA	2.4 LTS.	146 60-61
TACOMA	2.4 LTS.	146 60-61
TACOMA	2.7 LTS.	165 60-61

MODELO	DESP.	PÁGINA
<b>TOYOTA Cont...</b>		
TACOMA	4.0 LTS.	244 60-61
TUNDRA	4.0 LTS.	244 60-61
TUNDRA	5.7 LTS.	350 60-61
YARIS	1.5 LTS.	92 60-61
<b>VISION</b>		
EAGLE	3.3 LTS.	201 60-61
<b>VOLVO</b>		
C30	2.4 LTS.	146 60-61
S-40	2.0 LTS.	122 60-61
S-40	2.4 LTS.	146 60-61
S60	2.4 LTS.	146 60-61
S60 T	2.5 LTS.	153 60-61
V40	2.0 LTS.	122 60-61
V50	2.4 LTS.	146 60-61
V70	2.4 LTS.	146 60-61
V70	2.5 LTS.	153 60-61
XC70	2.5 LTS.	153 60-61
XC90 T	2.5 LTS.	153 60-61
<b>VW</b>		
ATLANTIC	1.6 LTS.	98 60-61
ATLANTIC	1.7 LTS.	104 60-61
BEETLE	1.9 LTS.	116 60-61
BEETLE	2.0 LTS.	122 60-61
BORA	2.5 LTS.	153 62-63
BRASILIA	1.6 LTS.	98 62-63
CARIBE	1.6 LTS.	98 62-63
CARIBE	1.7 LTS.	104 62-63
COMBI	1.6 LTS.	98 62-63
CRAFTER	2.5 LTS.	153 62-63
CROSSFOX	1.6 LTS.	98 62-63
DERBY	1.6 LTS.	98 62-63
DERBY	1.8 LTS.	110 62-63
DERBY	2.0 LTS.	122 62-63
EUROVAN	1.9 LTS.	116 62-63
EUROVAN PANEL Y PASAJEROS	2.5 LTS.	153 62-63
GOLF	1.9 LTS.	116 62-63
GOLF A4	2.0 LTS.	122 62-63
GOLF GTI	2.0 LTS.	122 62-63
GOLF VR6	2.8 LTS.	171 62-63
JETTA	1.9 LTS.	116 62-63
JETTA A3 GOLF A3	2.0 LTS.	122 62-63
JETTA A3 VR6	2.8 LTS.	171 62-63
JETTA A4	2.0 LTS.	122 62-63
JETTA GLX	2.0 LTS.	122 62-63
LUPO	1.6 LTS.	98 62-63
PANEL	1.6 LTS.	98 62-63
PASSAT	2.0 LTS.	122 62-63
PASSAT	2.8 LTS.	171 62-63
PASSAT VR6	2.8 LTS.	171 62-63
POINTER	1.8 LTS.	110 62-63
POINTER PICK UP	1.8 LTS.	110 62-63
POINTER STATION WAGON	1.8 LTS.	110 62-63
SEDAN	1.6 LTS.	98 62-63
SPORT VAN	1.6 LTS.	98 62-63
VAN	1.6 LTS.	98 62-63


Nomenclatura Juegos Completos Nacional Gasolina. **JVW416004**



Nomenclatura Juegos Completos Nacional Diésel. **JFIDD42300**



Nomenclatura Juegos Completos Americana. **FSHS26284PT**



Prefijos	Tipo de Junta
A	Cárter
BS	Reten
C	Cabeza
CS	Medio Juego Inferior
D	Tapa de Distribución
ES	Tornillos de Culata
FS	Juego Completo
HB	Tornillos de Culata
HS	Medio Juego Superior
I	Medio Juego Inferior
J	Juego Completo
KS	Miscelaneos
M	Múltiples A/E/Pleno
MS	Múltiples A/E/Pleno
OS	Cárter
P	Tapa de Punterías
R	Reten
S	Medio Juego Superior
SS	Sellos de Válvula
T	Tornillos de Culata
TCS	Tapa de Distribución
V	Sellos de Válvula
VS	Tapa de Punterías
Sufijos	Tipo de Junta
PT	Cabeza
SD	Cabeza Severe Duty - Alto Desempeño
A	Múltiple de Admisión
E	Múltiple de Escape
R	Punterías de (Rubber) - Hule (Vitón 10)
C	Punterías de (Cork) - Corcho

Tipo de Junta	Nomenclatura			
	Nacional	Ejemplo	Americana	Ejemplo
Juego Completo	J	JVW416004	FS	FSHS26284PT
Medio Juego Superior	HS	HSFIDD63000	HS	HS9354PT6
Medio Juego Inferior	I	ICH41600	CS	CS97905
Cabeza	C	CNI416002	PT	9071PT
Múltiples	M	MNI416002A MNI416002E	MS	MS90565
Tapa de Punterías	P	PGM8350 PFO8302C	VS	VS50493R VS50323C
Sellos de Válvula	V	VTO42000	SS	SS702831
Tapa de Distribución	D	DGM8350	TCS	TCS45898
Reten	R	RAM6258	BS	BS40620
Carter	A	AGM41400	OS	OS30591
Tornillos de Culata	T	TMBSD52700	ES	ES72105
Miscelaneos	KS	KS2901	# Números	60274
	# Números	2227665020		



**Remueva las cabezas con cuidado**

Afloje los tornillos de cabeza por etapas, empezando al revés del orden (secuencial) de cómo fueron ajustados. En motores con cabezas de aluminio, refiere la cabeza solo después que el motor se ha enfriado por completo e instale siguiendo exactamente el procedimiento de apriete.

**No reutilizar juntas de cabeza**

Cuando una junta de cabeza NUEVA es instalada, esta se ajusta a las irregularidades microscópicas de la cabeza y al block del motor. El material de la junta es comprimido permanentemente en esa posición. Si usted reutiliza la junta, es imposible que encaje exactamente en la misma posición y no tendrá la misma duración para reajustarse.

**Limpie superficies de acoplamiento**

Limpie a fondo la cabeza del motor, block del motor, tornillos de cabeza y los orificios de los tornillos. Un tornillo sucio puede alterar las lecturas del torque tanto como 20 libras-pie, y puede formar bolsas en las juntas alojando fugas.

**Cheque torceduras y distorsiones**

Compruebe para ver si hay torceduras en cabezas y superficies de sellado del block con una regla y calibrador de superficies. Fuera de rango o especificaciones a lo largo no debe estar arriba de 0.003" para aplicaciones de 3 cilindros, 0.004" para aplicaciones de 4 cilindros, y 0.006" para aplicaciones de 6 cilindros. A lo ancho nunca debe exceder de 0.002" fuera de especificaciones. Estas son medidas combinadas para la cabeza y block de juntas, y no debe exceder las cantidades máximas indicadas. Las irregularidades no deben exceder 0.001" y fuera de tolerancia un máximo de +/- .001" en 3" de diámetro. Cuando sea necesario rectifique las superficies para devolverles su forma plana.

**Verifique acabados de la cabeza y block**

El acabado de la superficie es crítico para un buen sellado. Los ingenieros de FEL-PRO, recomiendan un acabado en la superficie entre 60 y 100 Ra\* (400 a 800 Rz) para cabezas y blocks de aluminio, y 10 a 30 Ra máximo (500 Rz máximo) para aplicaciones MLS o multicapas.

\*Rugosidad de micropulgadas

**Use un sellador antiendurecedor**

Los selladores no son requeridos en las juntas para cabeza Perma-Torque de FEL-PRO. Aún así las juntas de lámina de acero en relieve, chapa de cobre o acero, deben ser cubiertas con un sellador automotriz antiendurecedor como un sellador adicional. Cubra ligeramente la cuerda del tornillo y por debajo de la cabeza del mismo con aceite para motor. Cuando estos son introducidos en camisas de agua de un motor, la cuerda de los tornillos debe ser cubierta con sellador antiendurecedor para evitar fugas.

**Checar la longitud y tamaño de los tornillos**

Los tornillos de cabeza pueden variar en longitud y tamaños en algunos motores, y es importante que sean instalados en su lugar original. Puede marcar los tornillos por posición o colocarlos en una superficie en el orden que fueron removidos.

**Use una llave de torque**

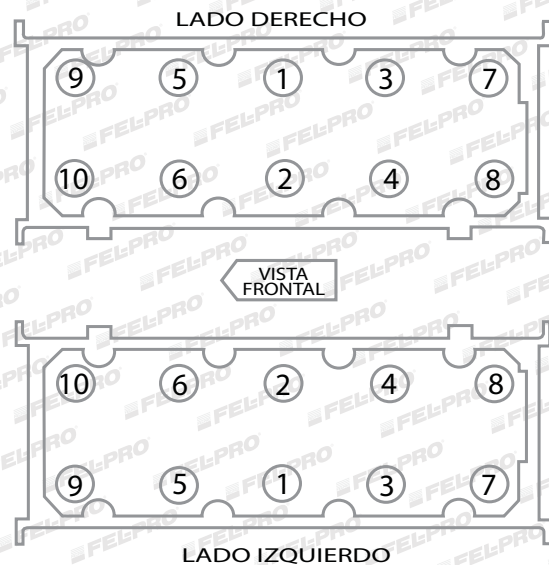
Un torque desigual puede causar daños en el block y la cabeza resaltando en fugas de combustión y refrigerante. Use una buena llave de torque calibrando adecuadamente y sigue las especificaciones exactas para un torque adecuado. El procedimiento básico de apretado inicia con colocar por encima los tornillos, luego apriete en secuencia, y complete con el torque final especificado.

**Siga las secuencias de torque**

Cada fabricante tiene una secuencia a seguir de torque aprobada para cada motor, esto con la finalidad de asegurar el mejor sellado posible y eliminar daños y deformaciones. Por lo general la secuencia inicia del centro y en espiral hacia fuera.


Ejemplo:

Ford 5.4LTS. 330pcd, 16 valv. (Triton) 97-14



**Caliente el motor y reajuste el torque**

Prenda el motor y manténgalo en temperatura normal de operación después de ajustar los tornillos. La dilatación y contracción por el calor puede cambiar radicalmente las lecturas del torque. Reajuste todos los tornillos de cabeza siguiendo su secuencia antes de que se enfríe totalmente el motor. Si estás trabajando con componentes de aluminio, deja que la máquina se enfríe totalmente primero.



***Guía Rápida Juegos Completos***

***Vehículos***



ARMADORA	AÑOS	DESPLAZ.	PCD	CILIN-DROS	VALV.	ÁRBOL DE LEVAS	HP	VIN	JUEGO COMPLETO	MEDIO JUEGO SUPERIOR	MEDIO JUEGO INFERIOR	CABEZA
<b>ACURA</b>												
MDX	2001-2002	3.5 LTS.	214	6V	24	-	-	-	FSHS26260PT2	HS26260PT2	CS26196	26260PT
MDX VTEC	2005-2006	3.5 LTS.	214	6V	24	SOHC	260	J35A3	FSHS26260PT	HS26260PT	CS26196	26260PT
<b>AUDI</b>												
A6	1995-2004	2.8 LTS.	171	6V	30	DOHC	190	-	JVWP63000	-	-	CVWP63000
A6 AVANT TRIPTRONIC	1998-2001	2.8 LTS.	171	6V	30	DOHC	193	ACK, AHA, ALG, AMX	FSHS26328PT	HS26328PT	-	26328PT
A8	1995-2004	2.8 LTS.	171	6V	30	DOHC	190	-	JVWP63000	-	-	CVWP63000
<b>BMW</b>												
SERIE (325Ci)	2002-2006	2.5 LTS.	153	6L	24	DOHC	192	M54B25 (256S5)	FSHS26245PT	HS26245PT	CS26245	26245PT/26275PT
SERIE (325i)	1995-2006	2.5 LTS.	153	6L	24	DOHC	189	M54B25	FSHS26245PT	HS26245PT	CS26245	26245PT/26275PT
SERIE (328i)	1999-2000	2.8 LTS.	171	6L	24	DOHC	193	M52B28	FSHS26252PT1	HS26252PT1	CS26252	26245PT
SERIE (328i)	1996-1998	2.8 LTS.	171	6L	24	DOHC	193	M52B28	FSHS26252PT2	HS26252PT2	CS26245	26264PT
SERIE (330Ci)	2001-2006	3.0 LTS.	183	6L	24	DOHC	192	M54B30 (306S3)	FSHS26245PT	HS26245PT	CS26245	26245PT/26275PT
SERIE (330Ci)	2001-2006	3.0 LTS.	183	6L	24	DOHC	228	M54B30 (306S3)	FSHS26245PT	HS26245PT	CS26245	26245PT/26275PT
SERIE (525i)	2001-2003	2.5 LTS.	153	6L	24	DOHC	189	M50B25, M52B25	FSHS26252PT	HS26252PT	CS26252	26252PT/26264PT
SERIE (528i)	1999-2000	2.8 LTS.	171	6L	24	SOHC	193	M52B28, M52B28TU	FSHS26252PT1	HS26252PT1	CS26252	26245PT
SERIE (528i)	1998-1998	2.8 LTS.	171	6L	24	SOHC	193	M52B28, M52B28TU	FSHS26252PT2	HS26252PT2	CS26245	26264PT
SERIE (530i)	2001-2004	3.0 LTS.	183	6L	24	DOHC	231	M54B30, M54306S3	FSHS26245PT	HS26245PT	CS26245	26245PT/26275PT
SERIE X3	2004-2006	2.5 LTS.	153	6L	24	DOHC	231	M54B25 (256S5)	FSHS26245PT	HS26245PT	CS26245	26245PT/26275PT
SERIE X3	2004-2006	3.0 LTS.	183	6L	24	DOHC	228	M54B30 (306S3)	FSHS26245PT	HS26245PT	CS26245	26245PT/26275PT
SERIE X5	2001-2006	3.0 LTS.	183	6L	24	DOHC	228	M54B30 (306S3)	FSHS26245PT	HS26245PT	CS26245	26245PT/26275PT
SERIE Z3	1996-1999	1.9 LTS.	116	4L	16	DOHC	140	M44B19	FSHS26253PT	HS26253PT	CS26253	-
SERIE Z3	1999-2000	2.8 LTS.	171	6L	24	DOHC	192	M52B28	FSHS26252PT1	HS26252PT1	CS26252	26245PT
SERIE Z3	1997-1998	2.8 LTS.	171	6L	24	DOHC	192	M52B28	FSHS26252PT2	HS26252PT2	CS26245	26264PT
SERIE Z4	2004-2006	2.5 LTS.	153	6L	24	DOHC	189	M54B25 (256S5)	FSHS26245PT	HS26245PT	CS26245	26245PT/26275PT
SERIE Z4	2003-2006	3.0 LTS.	183	6L	24	DOHC	228	M54B30 (306S3)	FSHS26245PT	HS26245PT	CS26245	26245PT/26275PT
<b>BUICK</b>												
CENTURY	1995-1996	2.2 LTS.	134	4L	-	-	-	4	FSHS9469PT2	HS9469PT2	CS9469	9469PT
CENTURY	1993-1994	2.2 LTS.	134	4L	-	-	-	4	FSHS9469PT2	HS9469PT2	CS9469	9469PT
CENTURY	1997-1997	2.2 LTS.	134	4L	-	-	-	-	FSHS9469PT2	HS9469PT2	CS9469	9469PT
CENTURY	1991-1992	2.5 LTS.	153	4L	-	-	-	R	FSHS9405PT5	HS9405PT5	CS9405	9405PT1
CENTURY	1987-1990	2.5 LTS.	153	4L	-	-	-	R	JGM41513	-	-	CAM4151
CENTURY	1985-1986	2.8 LTS.	171	6VT	12	OHV	135	W	FS8699PT3	HS8699PT4	CS86991	8699PT2
CENTURY	1982-1985	3.0 LTS.	183	6V	-	-	-	E	JGM6181	-	-	-
CENTURY	1996-1996	3.1 LTS.	189	6VT	12	OHV	160	M	FSHS9957PT	HS9957PT	CS9957	9957PT
CENTURY	1994-1995	3.1 LTS.	189	6VT	12	OHV	160	M	FSHS9957PT	HS9957PT	CS9957	9957PT
CENTURY	1991-1993	3.1 LTS.	189	6VT	12	OHV	160	T	FSHS9471PT1	HS9471PT1	CS9471	9471PT
CENTURY	1991-1991	3.3 LTS.	201	6V	-	-	-	N	FSHS9644PT	HS9644PT	CS9644	9644PT
CENTURY	1992-1992	3.3 LTS.	201	6V	-	-	-	N	FSHS9644PT3	HS9644PT3	CS9644	9644PT
CENTURY	1984-1988	3.8 LTS.	232	6V	-	-	-	3	JGM61811	-	-	-
CENTURY	1986-1987	3.8 LTS.	232	6V	-	-	-	3	JGM62311	-	-	-
CENTURY	1981-1981	5.0 LTS.	302	8V	-	-	-	-	FS8510PT1	HS8510PT1	CS77332	505SD
ELECTRA	1985-1985	3.8 LTS.	232	6V	-	-	-	3	JGM61811	-	-	-
ELECTRA	1986-1987	3.8 LTS.	232	6V	-	-	-	3	JGM62311	-	-	-
ELECTRA	1988-1990	3.8 LTS.	232	6V	-	-	-	C	JGM62311	-	-	-
LESABRE	1986-1989	3.8 LTS.	232	6V	-	-	-	3	JGM62311	-	-	-
LESABRE	1990-1990	3.8 LTS.	232	6V	-	-	-	C	JGM62311	-	-	-
LESABRE	1996-1996	3.8 LTS.	232	6V	-	-	-	K	FSHS9917PT	HS9917PT	CS9917	ø
LESABRE	2000-2000	3.8 LTS.	232	6V	-	-	-	K	FSHS9917PT	HS9917PT	CS9917	ø
LESABRE	1997-1999	3.8 LTS.	232	6V	-	-	-	K	FSHS9917PT	HS9917PT	CS9917	ø
LESABRE	1991-1994	3.8 LTS.	232	6V	-	-	-	L	FSHS9644PT	HS9644PT	CS9644	9644PT
LESABRE	1995-1995	3.8 LTS.	232	6V	-	-	-	L	FSHS9644PT	HS9644PT	CS9644	9644PT
PARK AVENUE	1991-1995	3.8 LTS.	232	6V	-	-	-	1	FSHS9088PT	HS9088PT	CS9644	9088PT
PARK AVENUE	1996-1996	3.8 LTS.	232	6V	-	-	-	1	FSHS9089PT1	HS9089PT1	CS9917	9089PT
REGAL	1995-1995	3.8 LTS.	232	6V	12	OHV	170	L (94-95), K (96)	JGM62314	-	-	-
REGAL	1997-2000	3.8 LTS.	232	6V	-	-	-	1, K	FSHS9089PT1	HS9089PT1	CS9917	9089PT
REGAL	1982-1985	5.0 LTS.	302	8V	-	-	-	-	FS8510PT1	HS8510PT1	CS77332	505SD
RENDEZVOUS	2006-2007	3.5 LTS.	214	6V	-	-	-	8	FSHS26314PT	HS26314PT	CS26314	26314PT
RENDEZVOUS,CX,CXL	2005-2007	3.5 LTS.	214	6V	-	-	-	8	FSHS26314PT	HS26314PT	CS26314	26314PT
ROADMASTER	1993-1993	5.7 LTS.	350	8V	-	-	-	7	FSHS9966PT2	HS9966PT2	CS9966	9966PT

CABEZA DER.	CABEZA IZQ.	TAPA DE PUNTERÍAS	MÚLTIPLE PLENO	MÚLTIPLE ADMISIÓN	MÚLTIPLE ESCAPE	SELLOS DE VÁLVULAS	SELLOS DE VÁLVULA ADMISIÓN	SELLOS DE VÁLVULAS ESCAPE	CARTER	KIT TAPA DE DISTRI.	RETEN DE CIGÜEÑAL DELANTERO	RETEN DE CIGÜEÑAL TRASERO	RETEN ÁRBOL DE LEVAS	TORNILLOS DE CULATA
0	0	V550576R	MS96384	MS96427	MS96166	SS702832	0	0	-	-	TCS46026	BS40675	TCS46025	ES71331
0	0	V550576R	MS96384	MS96427	MS96166	SS702832	0	0	0	TCS46026	-	-	-	-
0	0	PVWP63000	-	MVWP63000A	MVWP63000E	-	-	-	AVWP63000	-	-	-	-	HBVWP63000
0	0	V550702R	-	MS96890	MS96882	SS710742	0	0	OS30779	TCS450381	-	BS40704	-	-
0	0	PVWP63000	-	MVWP63000A	MVWP63000E	-	-	-	AVWP63000	-	-	-	-	HBVWP63000
0	0	V550631R	-	MS96431	MS96521	SS72915	0	0	OS30747R	TCS46048	-	BS40681	-	-
0	0	-	-	MS96431	MS96521	SS72915	0	0	OS30747R	TCS46048	-	BS40681	-	-
0	0	-	-	-	-	-	-	-	-	-	-	-	-	-
0	0	-	-	-	-	-	-	-	-	-	-	-	-	-
0	0	V550631R	-	MS96431	MS96521	SS72915	0	0	OS30747R	TCS460481	-	BS40681	-	-
0	0	V550631R	-	MS96431	MS96521	SS72915	0	0	OS30747R	TCS460481	-	BS40681	-	-
0	0	V550619R	-	MS96432	MS96555	SS72915	0	0	OS30747R	TCS46047	-	BS40681	-	-
0	0	-	-	-	-	-	-	-	-	-	-	-	-	-
0	0	-	-	-	-	-	-	-	-	-	-	-	-	-
0	0	V550631R	-	MS96431	MS96521	SS72915	0	0	OS30747R	TCS460481	-	BS40681	-	-
0	0	V550631R	-	MS96431	MS96521	SS72915	0	0	OS30747R	TCS46048	-	BS40681	-	-
0	0	V550631R	-	MS96431	MS96521	SS72915	0	0	OS30747R	TCS460481	-	BS40681	-	-
0	0	V550631R	-	MS96431	MS96521	SS72915	0	0	OS30747R	TCS460481	-	BS40681	-	-
0	0	-	-	-	-	-	-	-	-	-	-	-	-	-
0	0	-	-	-	-	-	-	-	-	-	-	-	-	-
0	0	-	-	MS96431	MS96521	SS72915	0	0	OS30747R	TCS46048	-	BS40681	-	-
0	0	V550631R	-	MS96431	MS96521	SS72915	0	0	OS30747R	TCS460481	-	BS40681	-	-
0	0	V550313R	-	MS95393	MS93812	SS72852	0	0	OS34300C	TCS45793	-	BS40464	-	ES72172
0	0	V550313R	-	MS95393	MS93812	SS72852	0	0	OS34300C	TCS45793	-	BS40464	-	ES74016
0	0	V550313R	-	MS95393	MS93812	SS72852	0	0	OS34300C	TCS45793	-	BS40464	-	ES72172
0	0	V550179T	-	MS94278	MS93689	SS72684	0	0	-	TCS131982	-	BS40578	-	ES72733
0	0	☒	-	MS93688	☒	VGM4151	0	0	-	☒	-	BS40110	-	-
0	0	V550182R	0	MS91022	MS90864	SS72530	0	0	OS30512C	TCS45466	-	BS40625	-	ES72857
-	-	-	-	-	-	-	-	-	-	-	-	-	-	-
0	0	V550442R	MS91481	MS95536	MS95586	SS72851	0	0	OS30668R	TCS45828	-	BS40464	-	ES74017
0	0	V550442R	MS91481	MS95536	MS95586	SS72851	0	0	OS30668R	TCS45828	-	BS40464	-	ES74019
0	0	V550085R	MS96046	MS93020	MS93692	SS72685	0	0	OS34501R	TCS45828	-	BS40464	-	ES74018
0	0	V550080R	-	MS940661	MS94052	SS72700	0	0	OS30522R	TCS45840	-	BS40621	-	ES74031
0	0	V550080R	-	MS940662	MS94052	SS72700	0	0	OS30522R	TCS45840	-	BS40621	-	ES74031
-	-	-	-	-	-	-	-	-	-	-	-	-	-	-
0	0	V512869T	0	MS903142	MS9275B	SS72526	0	0	OS30410C	TCS45265/ TCS45121	-	-	-	ES72856
-	-	-	-	-	-	-	-	-	-	-	-	-	-	-
-	-	-	-	-	-	-	-	-	-	-	-	-	-	-
-	-	-	-	-	-	-	-	-	-	-	-	-	-	-
9918PT	9917PT	V550080R	MS95812	MS95809	MS95811	SS72144	0	0	OS30767R	TCS45971	-	BS406211	-	ES74033
9918PT	9917PT	V550080R	MS95812	MS95809	MS95829	SS72144	0	0	OS30699R	TCS45971	-	BS406211	-	ES74033
9918PT	9917PT	V550080R	MS95812	MS95809	MS95829	SS72144	0	0	OS30767R	TCS45971	-	BS406211	-	ES74033
0	0	V550080R	MS95830	MS949181	MS94052	SS72700	0	0	OS30522R	TCS45840	-	BS40621	-	ES74031
0	0	V550080R	MS95830	MS949181	MS94052	SS72700	0	0	OS30767R	TCS45840	-	BS40621	-	ES74031
0	0	V550080R	MS95741	MS949181	MS94052	SS72700	0	0	OS30522R	TCS45840	-	BS40621	-	ES72167
0	0	V550465R	MS95744	MS95977	MS95808	SS72882	0	0	OS30767R	TCS45971	-	BS406211	-	ES74033
-	-	-	-	-	-	-	-	-	-	-	-	-	-	-
0	0	V550465R	MS95744	MS95977	MS95808	SS72882	0	0	OS30767R	TCS45971	-	BS406211	-	ES74033
0	0	V512869T	0	MS903142	MS9275B	SS72526	0	0	OS30410C	TCS45265/ TCS45121	-	-	-	ES72856
0	0	V550442R	-	MS98013T	MS96727	SS70829	0	0	OS30766R	TCS46088	-	BS40625	-	ES72303
0	0	V550442R	-	MS98013T	MS96727	SS70829	0	0	OS30766R	TCS46088	-	BS40625	-	ES72303
0	0	V550293R	-	MS95580	MS95585	SS72861	0	0	OS34500R	TCS45953	-	BS40520	-	ES72856

☒ Número Obsoleto - No Disponible 0 No Aplica / No Requiere



ARMADORA	AÑOS	DESPLAZ.	PCD	CILIN-DROS	VALV.	ÁRBOL DE LEVAS	HP	VIN	JUEGO COMPLETO	MEDIO JUEGO SUPERIOR	MEDIO JUEGO INFERIOR	CABEZA
<b>BUICK Cont...</b>												
ROADMASTER	1992-1992	5.7 LTS.	350	8V	-	-	-	7	FSHS9966PT2	HS9966PT2	CS9966	9966PT
ROADMASTER	1994-1996	5.7 LTS.	350	8V	-	-	-	P	FSHS9966PT2	HS9966PT2	CS9966	9966PT
SKYLARK	1991-1991	2.3 LTS.	140	4L	-	-	-	D	FSHS9515PT	HS9515PT	CS9515	9515PT
SKYLARK	1992-1995	2.3 LTS.	140	4L	-	-	-	D	FSHS9515PT2	HS9515PT2	CS9515	9515PT
SKYLARK	1996-1998	2.4 LTS.	146	4L	-	-	-	T	FSHS9115PT	HS9115PT	CS9115	9115PT
SKYLARK	1984-1985	2.5 LTS.	153	4L	-	-	-	R	JGM41513	-	-	CAM4151
SKYLARK	1991-1991	2.5 LTS.	153	4L	-	-	-	U	FSHS9406PT3	HS9406PT3	CS9405	9406PT
SKYLARK	1991-1991	3.3 LTS.	201	6V	-	-	-	N	FSHS9644PT	HS9644PT	CS9644	9644PT
SKYLARK	1992-1993	3.3 LTS.	201	6V	-	-	-	N	FSHS9644PT3	HS9644PT3	CS9644	9644PT
SKYLARK	1989-1990	3.3 LTS.	201	6V	-	-	-	N	JGM6204	-	-	-
<b>CADILLAC</b>												
CATERA	1999-1999	3.0 LTS.	183	6V	24	DOHC	200	R	FSHS26173PT	HS26173PT	CS26173	26173PT
CATERA	2000-2001	3.0 LTS.	183	6V	24	DOHC	200	R	FSHS26173PT1	HS26173PT1	CS261734	26173PT
CATERA	1997-1998	3.0 LTS.	183	6V	24	DOHC	200	R	FSHS26189PT	HS26189PT	CS26173	26189PT
CTS	2004-2009	3.6 LTS.	220	6V	24	DOHC	255	7	FSHS26376PT	HS26376PT	CS263761	26376PT
DEVILLE	1983-1987	4.1 LTS.	250	8V	-	-	-	8	JGM82523	-	-	8753PT1
DEVILLE	1985-1987	4.1 LTS.	250	8V	-	-	-	-	FSHS8753PT1	HS8753PT1	CS87532	8753PT1
DEVILLE	1990-1990	4.5 LTS.	275	8V	-	-	-	3	JGM82523	-	-	8753PT1
DEVILLE	1996-1999	4.6 LTS.	281	8V	24	DOHC	275	9, Y	FSHS26150PT1	HS26150PT1	CS261501	ø
DEVILLE	2002-2003	4.6 LTS.	281	8V	24	DOHC	275	9, Y	FSHS26150PT3	HS26150PT3	CS261503	ø
DEVILLE	2004-2005	4.6 LTS.	281	8V	24	DOHC	275	9, Y	FSHS26150PT3	HS26150PT3	CS261503	ø
DEVILLE	2000-2001	4.6 LTS.	281	8V	24	DOHC	275	Y	FSHS26150PT2	HS26150PT2	CS261503	ø
DEVILLE	2000-2000	4.6 LTS.	281	8V	-	-	-	9, Y	FSHS26150PT2	HS26150PT2	CS261503	ø
DEVILLE	1995-1995	4.9 LTS.	299	8V	16	-	-	B	JGM82523	-	-	8753PT1
DEVILLE	1991-1992	4.9 LTS.	299	8V	-	-	-	B	FSHS8753PT4	HS8753PT4	CS87532	8753PT1
DEVILLE	1993-1994	4.9 LTS.	299	8V	-	-	-	B	JGM82523	-	-	8753PT1
EL DORADO	1982-1987	4.1 LTS.	250	8V	-	-	-	8	JGM82523	-	-	8753PT1
EL DORADO	1985-1987	4.1 LTS.	250	8V	-	-	-	-	FSHS8753PT1	HS8753PT1	CS87532	8753PT1
EL DORADO	1995-1998	4.6 LTS.	281	8V	32	DOHC	300	Y	FSHS26150PT1	HS26150PT1	CS261501	ø
EL DORADO	1993-1994	4.6 LTS.	281	8V	-	-	-	9, Y	FSHS26150PT	HS26150PT	CS26150	ø
ESCALADE	2002-2003	5.3 LTS.	323	8V	16	OHV	285-295	T	FSHS26191PT	HS26191PT	CS9284	26191PT
FLEETWOOD	1983-1987	4.1 LTS.	250	8V	-	-	-	8	JGM82523	-	-	8753PT1
FLEETWOOD	1985-1987	4.1 LTS.	250	8V	-	-	-	-	FSHS8753PT1	HS8753PT1	CS87532	8753PT1
SEVILLE	1982-1987	4.1 LTS.	250	8V	-	-	-	8	JGM82523	-	-	8753PT1
SEVILLE	1985-1987	4.1 LTS.	250	8V	-	-	-	-	FSHS8753PT1	HS8753PT1	CS87532	8753PT1
SEVILLE	1995-1999	4.6 LTS.	281	8V	32	DOHC	300	Y	FSHS26150PT1	HS26150PT1	CS261501	ø
SEVILLE	2000-2001	4.6 LTS.	281	8V	32	DOHC	300	Y	FSHS26150PT2	HS26150PT2	CS261503	ø
SEVILLE	2002-2003	4.6 LTS.	281	8V	32	DOHC	300	Y	FSHS26150PT3	HS26150PT3	CS261503	ø
SEVILLE	2004-2004	4.6 LTS.	281	8V	32	DOHC	300	Y	FSHS26150PT3	HS26150PT3	CS261503	ø
SEVILLE	1994-1995	4.6 LTS.	281	8V	-	-	-	9, Y	FSHS26150PT	HS26150PT	CS26150	ø
SRX	2004-2006	3.6 LTS.	220	6V	24	DOHC	260	7	FSHS26376PT	HS26376PT	CS263761	26376PT
SRX	2004-2005	4.6 LTS.	281	8V	32	DOHC	320	A	FSHS26380PT	HS26380PT	CS26380	ø
SRX	2006-2006	4.6 LTS.	281	8V	32	DOHC	320	A	FSHS26380PT1	HS26380PT1	CS26380	ø
STS	2006-2008	3.6 LTS.	220	6V	24	DOHC	255-302	7	FSHS26376PT	HS26376PT	CS263761	26376PT
STS	2005-2005	4.6 LTS.	281	8V	32	DOHC	320	LH2, A	FSHS26380PT	HS26380PT	CS26380	ø
STS	2006-2009	4.6 LTS.	281	8V	32	DOHC	320	LH2, A	FSHS26380PT1	HS26380PT1	CS26380	ø
XLR	2004-2005	4.6 LTS.	281	8V	32	DOHC	320	A	FSHS26380PT1	HS26380PT1	CS26380	ø
XLR	2006-2006	4.6 LTS.	281	8V	32	DOHC	320	A	FSHS26380PT1	HS26380PT1	CS26380	ø
<b>CHEVROLET</b>												
400SS	1991-1994	5.7 LTS.	350	8V	8	OHC	185	R	JGM83503	-	-	-
400SS	1995-1998	5.7 LTS.	350	8V	8	OHC	200	R	JGM83503	-	-	-
400SS	1999-2002	5.7 LTS.	350	8V	8	OHC	255	R	JGM83503	-	-	-
ASTRO	1985-1985	4.3 LTS.	262	6V	-	-	-	N	JGM62621	☒	-	9354PT1
ASTRO	1986-1986	4.3 LTS.	262	6V	-	-	-	Z	JGM6262	-	-	9354PT1
AVALANCHE	2002-2003	5.3 LTS.	323	8V	16	OHV	285	T	FSHS26191PT	HS26191PT	CS9284	26191PT
AVALANCHE	2002-2007	8.1 LTS.	494	8V	-	-	-	-	FSHS21168PT	HS26168PT	CS26168	ø

CABEZA DER.	CABEZA IZQ.	TAPA DE PUNTERÍAS	MÚLTIPLE PLENO	MÚLTIPLE ADMISIÓN	MÚLTIPLE ESCAPE	SELLOS DE VÁLVULAS	SELLOS DE VÁLVULA ADMISIÓN	SELLOS DE VÁLVULAS ESCAPE	CARTER	KIT TAPA DE DISTRI.	RETEN DE CIGÜEÑAL DELANTERO	RETEN DE CIGÜEÑAL TRASERO	RETEN ÁRBOL DE LEVAS	TORNILLOS DE CULATA
0	0	V5S0443R	-	MS95580	MS955731	SS72861	0	0	OS34500R	TCS45953	-	BS40520	-	ES72856
0	0	V5S0293R	-	MS95580	MS95585	SS72861	0	0	OS34500R	TCS45956	-	BS40520	-	ES72856
0	0	V5S0325R	-	MS90573	MS90559	SS70287	0	0	OS30597R	TCS45954/ TCS45843	-	BS40591	-	-
0	0	V5S0325R	-	MS90573	MS90559	SS70287	0	0	OS30597R	TCS45954/ TCS45843	-	BS40591	-	-
0	0	V5S0490R/ V5S0445R	-	MS95839	MS90278	SS728071	0	0	OS30678R	TCS45972	-	BS40591	-	-
0	0	☒	-	MS93688	☒	VGM4151	0	0	-	☒	-	BS40110	-	-
0	0	V5S0179T	-	MS94278	MS93689	SS72684	0	0	-	TCS131982	-	BS40578	-	ES72858
0	0	V5S0080R	-	MS940661	MS94052	SS72700	0	0	OS30522R	TCS45840	-	BS40621	-	ES74031
0	0	V5S0080R	-	MS940662	MS94052	SS72700	0	0	OS30522R	TCS45840	-	BS40621	-	ES74031
-	-	-	-	-	-	-	-	-	-	-	-	-	-	-
0	0	-	MS96062	MS96103	MS96088	SS71163	0	0	OS30722R	TCS46014	-	BS40671	-	ES72906
0	0	-	MS96062	MS96103	MS96088	SS71163	0	0	OS30722R	TCS46014	-	BS40671	-	ES72906
0	0	-	MS96062	MS96103	MS96088	SS71163	0	0	OS30722R	TCS46014	-	BS40671	-	ES72906
0	0	-	MS96976	MS96969	MS96970	SS72923	0	0	-	-	-	BS40709	-	ES72274
0	0	-	-	MGM8350A	MGM8350E	SS72861	0	0	☒	DGM8350	-	-	-	-
0	0	V5S0073R	-	MS913911	MS91384	SS72564	0	0	OS30525T	TCS455222	-	BS40396	-	-
0	0	-	-	MGM8350A	MGM8350E	SS72861	0	0	☒	DGM8350	-	-	-	-
26151PT	26150PT	V5S0524R	-	MS93222	MS93455	SS71146	0	0	OS30704R	TCS46016	TCS46012/ TCS46018	BS40670	TCS46011	ES72186
26151PT	26150PT	-	-	MS93313	MS93371	SS71043	0	0	OS30704R	TCS46013	-	BS40670	-	ES72187
26151PT	26150PT	-	-	MS93313	MS93371	SS71043	0	0	OS30704R	TCS46013	-	BS40670	-	ES72217
26151PT	26150PT	-	-	MS93313	MS93371	SS71042	0	0	OS30704R	TCS46013	-	BS40670	-	ES72187
26151PT	26150PT	-	-	MS93313	MS93371	SS71042	0	0	OS30704R	TCS46013	-	BS40670	-	ES72187
0	0	-	-	MGM8350A	MGM8350E	SS72861	0	0	☒	DGM8350	-	-	-	-
0	0	-	-	-	-	-	0	0	-	-	-	-	-	-
0	0	-	-	MGM8350A	MGM8350E	SS72861	0	0	☒	DGM8350	-	-	-	-
0	0	-	-	MGM8350A	MGM8350E	SS72861	0	0	☒	DGM8350	-	-	-	-
0	0	V5S0073R	-	MS913911	MS91384	SS72564	0	0	OS30525T	TCS455222	-	BS40396	-	-
26151PT	26150PT	V5S0524R	-	MS93222	MS93455	SS71146	0	0	OS30704R	TCS46016	TCS46012/ TCS46018	BS40670	TCS46011	ES72186
26151PT	26150PT	-	-	MS93225	MS93455	SS71146	0	0	OS30704R	-	TCS46012	BS40669	-	ES72186
0	0	V5S0504R1	-	MS98016T	MS92467	SS71039	0	0	OS30693R	TCS45993	-	BS40640	-	ES72173
0	0	-	-	MGM8350A	MGM8350E	SS72861	0	0	☒	DGM8350	-	-	-	-
0	0	V5S0073R	-	MS913911	MS91384	SS72564	0	0	OS30525T	TCS455222	-	BS40396	-	-
0	0	-	-	MGM8350A	MGM8350E	SS72861	0	0	☒	DGM8350	-	-	-	-
0	0	V5S0073R	-	MS913911	MS91384	SS72564	0	0	OS30525T	TCS455222	-	BS40396	-	-
26151PT	26150PT	V5S0524R	-	MS93222	MS93455	SS71146	0	0	OS30704R	TCS46016	TCS46012/ TCS46018	BS40670	TCS46011	ES72186
26151PT	26150PT	-	-	MS93313	MS93371	SS71042	0	0	OS30704R	TCS46013	-	BS40670	-	ES72187
26151PT	26150PT	-	-	MS93313	MS93371	SS71043	0	0	OS30704R	TCS46013	-	BS40670	-	ES72187
26151PT	26150PT	-	-	MS93313	MS93371	SS71043	0	0	OS30704R	TCS46013	-	BS40670	-	ES72217
26151PT	26150PT	-	-	MS93225	MS93455	SS71146	0	0	OS30704R	-	TCS46012	BS40669	-	ES72186
0	0	-	MS96976	MS96969	MS96970	SS72923	0	0	-	-	-	BS40709	-	ES72274
26381PT	26380PT	V5S0728R	-	MS93313	MS96999	SS71043	0	0	OS30796R	TCS460761	-	BS40670	-	ES72217
26381PT	26380PT	V5S0728R	-	MS96716	MS96999	SS71043	0	0	OS30796R	TCS460761	-	BS40670	-	ES72217
0	0	-	MS96976	MS96969	MS96970	SS72923	0	0	-	-	-	BS40709	-	ES72274
26381PT	26380PT	V5S0728R	-	MS93313	MS96999	SS71043	0	0	OS30796R	TCS460761	-	BS40670	-	ES72217
26381PT	26380PT	V5S0728R	-	MS96716	MS96999	SS71043	0	0	OS30796R	TCS460761	-	BS40670	-	ES72217
26381PT	26380PT	V5S0728R	-	MS93313	MS96999	SS71043	0	0	OS30796R	TCS460761	-	BS40670	-	ES72217
26381PT	26380PT	V5S0728R	-	MS96716	MS96999	SS71043	0	0	OS30796R	TCS460761	-	BS40670	-	ES72217
-	-	-	-	-	-	-	-	-	-	-	-	-	-	-
-	-	-	-	-	-	-	-	-	-	-	-	-	-	-
-	-	-	-	-	-	-	-	-	-	-	-	-	-	-
0	0	V5S0277R	-	MGM62621A	-	SS72529	0	0	OS34502R	DGM6229	-	-	-	-
0	0	V5S0277R	-	MGM6262A	MS90746	SS72529	0	0	OS34502R	DGM6229	-	-	-	-
0	0	V5S0504R1	-	MS98016T	MS92467	SS71039	0	0	OS30693R	TCS45993	-	BS40640	-	ES72173
26168PT	26169PT	V5S0554R	-	MS96057	MS95840	SS705791	0	0	OS30714R	TCS46007	-	BS40673	-	ES72118

☒ Número Obsoleto - No Disponible 0 No Aplica / No Requiere



ARMADORA	AÑOS	DESPLAZ.	PCD	CILIN-DROS	VALV.	ÁRBOL DE LEVAS	HP	VIN	JUEGO COMPLETO	MEDIO JUEGO SUPERIOR	MEDIO JUEGO INFERIOR	CABEZA
<b>CHEVROLET Cont...</b>												
AVALANCHE 1500	2004-2006	5.3 LTS.	323	8V	16	OHV	-	-	FSHS26191PT1	HS26191PT1	CS9284	26191PT
AVEO LT	2007-2008	1.6 LTS.	98	4LT	16	DOHC	103	6	FSHS26379PT	HS26379PT	CS26378	26379PT
AVEO LXV	2011-2011	-	-	-	-	-	-	-	-	-	-	-
AVEO LXV	2009-2011	1.6 LTS.	98	4LT	16	DOHC	107	LXV,E	FS26516PT	HS26516PT	CS26516	26516PT
BERETTA	1987-1989	2.0 LTS.	122	4L	-	-	-	1	JGM4134	-	-	-
BERETTA, GT	1993-1996	2.2 LTS.	134	4L	-	-	-	4	JGM41342	-	-	9170PT1
BLAZER	1998-2002	4.3 LTS.	262	6V	12	OHV	190	W	JGM64300	-	-	-
BLAZER	1987-1987	5.0 LTS.	302	8V	-	-	-	H	JGM83052	-	-	CGM8305
BLAZER	1988-1991	5.7 LTS.	350	8V	-	-	-	K	JGM8350	☒	☒	CGM8350
C10	1981-1985	5.0 LTS.	302	8V	-	-	-	-	FS8510PT1	HS8510PT1	CS77332	505SD
C10	1975-1979	7.4 LTS.	452	8V	16	OHV	350	-	FS8180PT9	HS8180PT5	CS81801	8180PT2
C10	1980-1980	7.4 LTS.	452	8V	16	OHV	350	-	FS8523PT	HS8695PT	CS81801	-
C10 PICK UP	1973-1974	7.4 LTS.	452	8V	16	OHV	-	-	FS8180PT9	HS8180PT5	CS81801	8180PT2
C10 SUBURBAN	1981-1985	5.0 LTS.	302	8V	-	-	-	-	FS8510PT1	HS8510PT1	CS77332	505SD
C10 SUBURBAN	1974-1985	7.4 LTS.	452	8V	16	OHV	350	-	FS8523PT	HS8695PT	CS81801	-
C10 SUBURBAN	1975-1979	7.4 LTS.	452	8V	16	OHV	-	-	FS8180PT9	HS8180PT5	CS81801	8180PT2
C15 PICK UP (C1500)	1990-1998	4.1 LTS.	250	6L	12	OHV	-	-	JGM6250	-	-	CGM6250
C15 PICK UP (C1500)	1999-2002	4.3 LTS.	262	6V	12	OHV	200	W	JGM64300	-	-	-
C20	1981-1985	5.0 LTS.	302	8V	-	-	-	-	FS8510PT1	HS8510PT1	CS77332	505SD
C20	1976-1980	6.6 LTS.	403	8V	-	OHV	-	-	FS8364PT3	HS8364PT3	CS77332	8364PT
C20	1975-1979	7.4 LTS.	452	8V	-	-	-	-	FS8180PT9	HS8180PT5	CS81801	8180PT2
C20	1980-1985	7.4 LTS.	452	8V	-	-	-	-	FS8523PT	HS8695PT	CS81801	-
C20 SUBURBAN	1981-1985	5.0 LTS.	302	8V	-	-	-	-	FS8510PT1	HS8510PT1	CS77332	505SD
C20 SUBURBAN	1976-1980	6.6 LTS.	403	8V	-	OHV	-	-	FS8364PT3	HS8364PT3	CS77332	8364PT
C20 SUBURBAN	1975-1979	7.4 LTS.	452	8V	-	-	-	-	FS8180PT9	HS8180PT5	CS81801	8180PT2
C20/2500 SERIES	1985-1995	7.4 LTS.	452	8V	-	-	-	-	FS8523PT	HS8695PT	CS81801	-
C20/2500 SERIES	1994-1995	7.4 LTS.	452	8V	-	-	-	-	JGM8454	-	-	-
C2500 PICK UP	1996-2002	5.7 LTS.	350	8V	16	OHC	169	R	JGM83503	-	-	-
C2500 PICK UP	1988-1995	5.7 LTS.	350	8V	16	OHV	185	K	JGM8350	☒	☒	CGM8350
C30	1976-1980	6.6 LTS.	403	8V	-	OHV	-	-	FS8364PT3	HS8364PT3	CS77332	8364PT
C30	1975-1979	7.4 LTS.	452	8V	-	-	-	-	FS8180PT9	HS8180PT5	CS81801	8180PT2
C30	1980-1985	7.4 LTS.	452	8V	-	-	-	-	FS8523PT	HS8695PT	CS81801	-
C30 PICK UP	1973-1974	7.4 LTS.	452	8V	-	-	-	-	FS8180PT9	HS8180PT5	CS81801	8180PT2
C30/3500 SERIES	1994-1995	7.4 LTS.	452	8V	-	-	-	-	JGM8454	-	-	-
C35 ESTACAS CUSTOM / CHEYENNE	1986-1991	4.8 LTS.	293	6L	12	OHV	145	-	JGM6250	-	-	CGM6250
C3500 HD	1996-1997	7.4 LTS.	452	8V	16	OHV	350	J	JGM8454	-	-	-
C3500 HD	2001-2004	8.1 LTS.	494	8V	16	OHV	185	G	FSHS21168PT	HS26168PT	CS26168	ø
C3500 PICK UP	1987-1991	5.7 LTS.	350	8V	16	OHV	185	K	JGM8350	☒	☒	CGM8350
C36 (SILVERADO 3500)	2001-2004	5.7 LTS.	350	8V	16	OHV	255	R	JGM83503	-	-	-
CAMARO	1982-1985	5.0 LTS.	302	8V	-	-	-	-	FS8510PT1	HS8510PT1	CS77332	505SD
CAMARO	1982-1983	5.0 LTS.	302	8V	-	-	-	7, H	JGM83052	-	-	CGM8305
CAMARO	1984-1984	5.0 LTS.	302	8V	-	-	-	G	JGM83052	-	-	CGM8305
CAMARO	1981-1981	5.7 LTS.	350	8V	16	OHV	-	-	FSHS7733PT3	HS7733PT3	CS77332	7733PT2
CAPRICE	1986-1993	4.3 LTS.	262	6V	-	-	-	Z	JGM6262	-	-	9354PT1
CAPRICE	1985-1985	4.3 LTS.	262	6V	-	-	-	Z	JGM62621	☒	-	9354PT1
CAPRICE	1981-1985	5.0 LTS.	302	8V	-	-	-	-	FS8510PT1	HS8510PT1	CS77332	505SD

CABEZA DER.	CABEZA IZQ.	TAPA DE PUNTERÍAS	MÚLTIPLE PLENO	MÚLTIPLE ADMISIÓN	MÚLTIPLE ESCAPE	SELLOS DE VÁLVULAS	SELLOS DE VÁLVULA ADMISIÓN	SELLOS DE VÁLVULAS ESCAPE	CARTER	KIT TAPA DE DISTRI.	RETEN DE CIGÜEÑAL DELANTERO	RETEN DE CIGÜEÑAL TRASERO	RETEN ÁRBOL DE LEVAS	TORNILLOS DE CULATA
0	0	VSS0504R1	-	MS96587/MS92465	MS92467	SS71039	0	0	OS30693R	TCS45993	-	BS40640	-	ES72173
0	0	VSS0730R	-	MS96995	MS96942	SS72924	0	0	-	-	TCS46110	BS40535	TCS46116	ES72244
-	-	-	-	-	-	-	-	-	-	-	-	-	-	-
0	0	VSS0779R	-	MS97138	MS97154	SS72931	0	0	-	-	TCS46144	-	TCS46144	ES72389
-	-	-	-	-	-	-	0	0	-	-	-	-	-	-
0	0	VSS0485R	-	MS90543	MS90540	SS70809	0	0	AGM4134	-	-	-	-	-
-	-	-	-	-	-	-	-	-	-	-	-	-	-	-
0	0	PGM83501	-	MGM83501A	MGM8350E	0	<input checked="" type="checkbox"/>	VGM8267E	<input checked="" type="checkbox"/>	DGM8350	-	RGM85700	-	-
0	0	PGM8350	-	MGM8350A	MGM8350E	0	VGM8350A	VGM8350E	AGM83502	DGM8350	-	RGM8350	-	-
0	0	VS12869T	0	MS903142	MS9275B	SS72526	0	0	OS30410C	TCS45265/ TCS45121	-	-	-	ES72856
0	0	<input checked="" type="checkbox"/>	-	MS90240/MS90323	MS90206	SS71152	0	0	OS30061C1/ OS30061T	TCS45060	-	BS400961	-	ES72264
0	0	<input checked="" type="checkbox"/>	-	MS902402	MS90206	SS71152	0	0	OS30061T	TCS45060	-	BS400961	-	ES72264
0	0	<input checked="" type="checkbox"/>	-	MS90240/MS90323	MS90206	SS71152	0	0	OS30061C1/ OS30061T	TCS45060	-	BS400961	-	ES72264
0	0	VS12869T	0	MS903142	MS9275B	SS72526	0	0	OS30410C	TCS45265/ TCS45121	-	-	-	ES72856
0	0	<input checked="" type="checkbox"/>	-	MS902402	MS90206	SS71152	0	0	OS30061T	TCS45060	-	BS400961	-	ES72264
0	0	<input checked="" type="checkbox"/>	-	MS90240/MS90323	MS90206	SS71152	0	0	OS30061C1/ OS30061T	TCS45060	-	BS400961	-	ES72264
0	0	PGM6250	-	<input checked="" type="checkbox"/>	MGM63500	VGM6250	0	0	AGM6250C	DGM6250	-	BS118291	-	-
-	-	-	-	-	-	-	-	-	-	-	-	-	-	-
0	0	VS12869T	0	MS903142	MS9275B	SS72526	0	0	OS30410C	TCS45265/ TCS45121	-	-	-	ES72856
0	0	VS12869T	0	MS903142	MS9275B	SS10058	0	0	OS34510R/ OS5197CS	TCS45265/ TCS45121	-	BS40013/ BS118291	-	ES72856
0	0	<input checked="" type="checkbox"/>	-	MS90240/MS90323	MS90206	SS71152	0	0	OS30061C1/ OS30061T	TCS45060	-	BS400961	-	ES72264
0	0	<input checked="" type="checkbox"/>	-	MS902402	MS90206	SS71152	0	0	OS30061T	TCS45060	-	BS400961	-	ES72264
0	0	VS12869T	0	MS903142	MS9275B	SS72526	0	0	OS30410C	TCS45265/ TCS45121	-	-	-	ES72856
0	0	VS12869T	0	MS903142	MS9275B	SS10058	0	0	OS34510R/ OS5197CS	TCS45265/ TCS45121	-	BS40013/ BS118291	-	ES72856
0	0	<input checked="" type="checkbox"/>	-	MS90240/MS90323	MS90206	SS71152	0	0	OS30061C1/ OS30061T	TCS45060	-	BS400961	-	ES72264
0	0	<input checked="" type="checkbox"/>	-	MS902402	MS90206	SS71152	0	0	OS30061T	TCS45060	-	BS400961	-	ES72264
-	-	-	-	-	-	-	-	-	-	-	-	-	-	-
0	0	PGM8350	-	MGM8350A	MGM8350E	0	VGM8350A	VGM8350E	AGM83502	DGM8350	-	RGM8350	-	-
0	0	VS12869T	0	MS903142	MS9275B	SS10058	0	0	OS34510R/ OS5197CS	TCS45265/ TCS45121	-	BS40013/ BS118291	-	ES72856
0	0	<input checked="" type="checkbox"/>	-	MS90240/MS90323	MS90206	SS71152	0	0	OS30061C1/ OS30061T	TCS45060	-	BS400961	-	ES72264
0	0	<input checked="" type="checkbox"/>	-	MS902402	MS90206	SS71152	0	0	OS30061T	TCS45060	-	BS400961	-	ES72264
0	0	<input checked="" type="checkbox"/>	-	MS90240/MS90323	MS90206	SS71152	0	0	OS30061C1/ OS30061T	TCS45060	-	BS400961	-	ES72264
-	-	-	-	-	-	-	-	-	-	-	-	-	-	-
0	0	PGM6250	-	MGM6250	MGM6250	VGM6250	0	0	AGM6250C	DGM6250	-	-	-	-
-	-	-	-	-	-	-	-	-	-	-	-	-	-	-
26168PT	26169PT	VSS0554R	-	MS96057	MS95840	SS705791	0	0	OS30714R	TCS46007	-	BS40673	-	ES72118
0	0	PGM8350	-	MGM8350A	MGM8350E	0	VGM8350A	VGM8350E	AGM83502	DGM8350	-	RGM8350	-	-
-	-	-	-	-	-	-	-	-	-	-	-	-	-	-
0	0	VS12869T	0	MS903142	MS9275B	SS72526	0	0	OS30410C	TCS45265/ TCS45121	-	-	-	ES72856
0	0	PGM83501	-	MGM83501A	MGM8350E	0	<input checked="" type="checkbox"/>	VGM8267E	<input checked="" type="checkbox"/>	DGM8350	-	RGM85700	-	-
0	0	PGM83501	-	MGM83501A	MGM8350E	0	<input checked="" type="checkbox"/>	VGM8267E	<input checked="" type="checkbox"/>	DGM8350	-	RGM85700	-	-
0	0	VS12869T	0	MS903142	MS9275B	SS72883	0	0	OS34510T	TCS45265	-	BS40013/ BS118291	-	ES72856
0	0	VSS0277R	-	MGM6262A	MS90746	SS72529	0	0	OS34502R	DGM6229	-	-	-	-
0	0	VSS0277R	-	MGM62621A	-	SS72529	0	0	OS34502R	DGM6229	-	-	-	-
0	0	VS12869T	0	MS903142	MS9275B	SS72526	0	0	OS30410C	TCS45265/ TCS45121	-	-	-	ES72856

Número Obsoleto - No Disponible 0 No Aplica / No Requiere



ARMADORA	AÑOS	DESPLAZ.	PCD	CILIN-DROS	VALV.	ÁRBOL DE LEVAS	HP	VIN	JUEGO COMPLETO	MEDIO JUEGO SUPERIOR	MEDIO JUEGO INFERIOR	CABEZA
<b>CHEVROLET Cont...</b>												
CAPRICE	1991-1993	5.0 LTS.	302	8V	-	-	-	E	JGM83052	-	-	CGM8305
CAPRICE	1985-1985	5.7 LTS.	350	8V	16	OHV	-	-	FSHS7733PT3	HS7733PT3	CS77332	7733PT2
CAPRICE	1991-1991	5.7 LTS.	350	8V	-	-	-	7	JGM8350	☒	☒	CGM8350
CAPRICE	1976-1981	5.7 LTS.	350	8V	-	-	-	L	JGM8350	☒	☒	CGM8350
CAPRICE	1982-1982	5.7 LTS.	350	8V	-	-	-	N	JGM8350	☒	☒	CGM8350
CAVALIER	1987-1989	2.0 LTS.	122	4L	-	-	-	1	JGM4134	☒	-	-
CAVALIER	1999-2002	2.2 LTS.	134	4LT	8	OHV	115	4	JGM41342	-	-	9170PT1
CAVALIER	1996-1998	2.2 LTS.	134	4LT	8	OHV	120	4	JGM41342	-	-	9170PT1
CAVALIER	1995-1995	2.2 LTS.	134	4LT	8	OHV	120	4	JGM41381	-	-	-
CAVALIER	1995-1995	2.3 LTS.	140	4LT	16	DOHC	145	D	JGM41381	-	-	-
CAVALIER	1996-2001	2.4 LTS.	146	4LT	16	DOHC	150	T	JGM42400	-	-	-
CAVALIER	1985-1986	2.8 LTS.	171	6V	-	-	-	-	FS8699PT6	HS8699PT6	CS86991	8699PT2
CAVALIER	1987-1988	2.8 LTS.	171	6V	-	-	-	W	JGM631001	-	-	9435PT
CAVALIER	1990-1994	2.8 LTS.	171	6VT	16	OHV	116	W	JGM631001	-	-	9435PT
CAVALIER	1990-1994	3.1 LTS.	189	6V	-	-	-	T	JGM631001	-	-	9435PT
CELEBRITY	1987-1987	2.5 LTS.	153	4L	-	-	-	R	JGM41513	-	-	CAM4151
CELEBRITY	1987-1989	2.8 LTS.	171	6V	-	-	-	W	JGM631001	-	-	9435PT
CELEBRITY	1987-1989	2.8 LTS.	171	6VT	12	OHV	-	W	JGM631001	-	-	9435PT
CELEBRITY	1985-1986	2.8 LTS.	171	6VT	-	-	-	-	FS8699PT3	HS8699PT4	CS86991	8699PT2
CELEBRITY	1983-1985	2.8 LTS.	171	6VT	-	-	-	W, X	JGM6173	-	-	CGM6173
CELEBRITY	1986-1986	2.8 LTS.	171	6VT	-	-	-	W, X	JGM631001	-	-	9435PT
CELEBRITY	1990-1990	3.1 LTS.	189	6V	-	-	-	T	JGM631001	-	-	9435PT
CENTURY	1984-1985	2.8 LTS.	171	6VT	-	-	-	W, X	JGM6173	-	-	CGM6173
CENTURY	1986-1988	2.8 LTS.	171	6VT	-	-	-	W, X	JGM631001	-	-	9435PT
CHEVELLE	1978-1978	4.1 LTS.	250	6L	-	-	-	-	JGM6250	-	-	CGM6250
CHEVELLE	1979-1981	4.1 LTS.	250	6L	-	-	-	-	JGM62501	-	-	☒
CHEVELLE	1975-1977	4.1 LTS.	250	6L	-	-	-	D	JGM6250	-	-	CGM6250
CHEVELLE	1975-1981	5.7 LTS.	350	8V	-	-	-	-	JGM8350	☒	☒	CGM8350
CHEVETTE	1983-1984	1.6 LTS.	98	4L	-	-	-	-	JGM4085	☒	-	☒
CHEVY NOVA	1975-1978	4.1 LTS.	250	6L	-	-	-	-	JGM6250	-	-	CGM6250
CHEVY NOVA	1976-1978	5.7 LTS.	350	8V	-	-	-	L	JGM8350	☒	☒	CGM8350
CHEYENNE	1986-1991	5.7 LTS.	350	8V	-	-	-	-	JGM8350	☒	☒	CGM8350
CHEYENNE	1996-1997	5.7 LTS.	350	8V	-	-	-	-	JGM83503	-	-	-
CITATION	1985-1985	2.8 LTS.	171	6V	-	-	-	W	JGM631001	-	-	9435PT
CITATION	1982-1985	2.8 LTS.	171	6VT	-	-	-	X, Z	JGM6173	-	-	CGM6173
CITATION	1986-1986	2.8 LTS.	171	6VT	-	-	-	X, Z	JGM631001	-	-	9435PT
CLASSIC	1979-1979	5.7 LTS.	350	8V	-	-	-	-	JGM8350	☒	☒	CGM8350
COLORADO	2004-2006	2.8 LTS.	171	4L	16	DOHC	175	8	FSHS26335PT	HS26335PT	CS26335	26335PT
COLORADO	2004-2006	3.5 LTS.	214	5L	20	DOHC	220	6	FSHS26336PT	HS26336PT	CS26335	26336PT
COLORADO	2007-2012	3.7 LTS.	226	5L	20	DOHC	242	LLR, E	FSHS26390PT	HS26390PT	CS26335	26390PT
COMERCIALES	1975-1978	4.1 LTS.	250	6L	-	-	-	-	JGM6250	-	-	CGM6250
COMERCIALES	1975-1991	4.8 LTS.	293	6L	-	-	-	-	JGM6250	-	-	CGM6250
COMERCIALES	1975-1980	5.7 LTS.	350	8V	-	-	-	-	JGM8350	☒	☒	CGM8350
COMERCIALES	1981-1985	5.7 LTS.	350	8V	-	-	-	-	JGM83501	-	-	-
COMERCIALES PICK UP	1979-1981	4.1 LTS.	250	6L	-	-	-	-	JGM62501	-	-	☒
COMERCIALES PICK UP	1980-1991	4.8 LTS.	293	6L	-	-	-	-	JGM6250	-	-	CGM6250
COMERCIALES PICK UP	1986-1991	5.7 LTS.	350	8V	-	-	-	-	JGM8350	☒	☒	CGM8350
COMERCIALES PICK UP	1981-1985	5.7 LTS.	350	8V	-	-	-	-	JGM83501	-	-	-
CORSICA	1987-1989	2.0 LTS.	122	4L	-	-	-	1	JGM4134	☒	-	-
CORSICA	1993-1997	2.2 LTS.	134	4L	-	-	-	4	JGM41342	-	-	9170PT1
CORSICA	1987-1989	2.8 LTS.	171	6V	-	-	-	W	JGM631001	-	-	9435PT
CORSICA	1994-1995	3.1 LTS.	189	6V	-	-	-	M	JGM631003	-	-	-
CORSICA	1990-1993	3.1 LTS.	189	6V	-	-	-	T	JGM631001	-	-	9435PT
CORVETTE	1981-1981	5.7 LTS.	350	8V	16	OHV	-	-	FSHS7733PT3	HS7733PT3	CS77332	7733PT2
CORVETTE	1982-1984	5.7 LTS.	350	8V	-	-	-	8	JGM83501	-	-	-
CRUZE	2010-2012	1.8 LTS.	110	4L	16	DOHC	138	-	FSHS26516PT1	HS26516PT1	CS26516	26516PT
CUSTOM	1986-1991	5.7 LTS.	350	8V	-	-	-	-	JGM8350	☒	☒	CGM8350
CUTLASS	1987-1988	2.8 LTS.	171	6VT	-	-	-	W, X	JGM631001	-	-	9435PT
EQUINOX	2005-2009	3.4 LTS.	207	6VT	12	OHV	185	F	FSHS9071PT3	HS9071PT3	CS9071	9071PT
EXPRESS 3500	2001-2002	8.1 LTS.	494	8V	16	OHV	-	-	FSHS21168PT	HS26168PT	CS26168	ø

CABEZA DER.	CABEZA IZQ.	TAPA DE PUNTERÍAS	MÚLTIPLE PLENO	MÚLTIPLE ADMISIÓN	MÚLTIPLE ESCAPE	SELLOS DE VÁLVULAS	SELLOS DE VÁLVULA ADMISIÓN	SELLOS DE VÁLVULAS ESCAPE	CARTER	KIT TAPA DE DISTRI.	RETEN DE CIGÜEÑAL DELANTERO	RETEN DE CIGÜEÑAL TRASERO	RETEN ÁRBOL DE LEVAS	TORNILLOS DE CULATA
0	0	PGM83501	-	MGM83501A	MGM8350E	0	☒	VGM8267E	☒	DGM8350	-	RGM85700	-	-
0	0	VS12869T	0	MS903142	MS9275B	SS72883	0	0	OS34510T	TCS45265	-	BS40013/ BS118291	-	ES72856
0	0	PGM8350	-	MGM8350A	MGM8350E	0	VGM8350A	VGM8350E	AGM83502	DGM8350	-	RGM8350	-	-
0	0	PGM8350	-	MGM8350A	MGM8350E	0	VGM8350A	VGM8350E	AGM83502	DGM8350	-	RGM8350	-	-
0	0	PGM8350	-	MGM8350A	MGM8350E	0	VGM8350A	VGM8350E	AGM83502	DGM8350	-	RGM8350	-	-
-	-	-	-	☒	-	☒	0	0	-	-	-	-	-	-
0	0	VSS0485R	-	MS90543	MS90540	SS70809	0	0	AGM4134	-	-	-	-	-
0	0	VSS0485R	-	MS90543	MS90540	SS70809	0	0	AGM4134	-	-	-	-	-
-	-	-	-	-	-	-	-	-	-	-	-	-	-	-
-	-	-	-	-	-	-	-	-	-	-	-	-	-	-
0	0	VSS0272T	MS90453/ MS930201	MS93020	MS90864	SS72530	0	0	OS30512C	TCS45466/ TCS45467	-	BS40625	72696	ES72857
0	0	PGM63100	-	MGM63100A	MGM63100E	VGM63100	0	0	OS34501R	DGM63100	-	-	-	-
0	0	PGM63100	-	MGM63100A	MGM63100E	VGM63100	0	0	OS34501R	DGM63100	-	-	-	-
0	0	PGM63100	-	MGM63100A	MGM63100E	VGM63100	0	0	OS34501R	DGM63100	-	-	-	-
0	0	☒	-	MS93688	☒	VGM4151	0	0	-	☒	-	BS40110	-	-
0	0	PGM63100	-	MGM63100A	MGM63100E	VGM63100	0	0	OS34501R	DGM63100	-	-	-	-
0	0	PGM63100	-	MGM63100A	MGM63100E	VGM63100	0	0	OS34501R	DGM63100	-	-	-	-
0	0	VSS0182R	0	MS91022	MS90864	SS72530	0	0	OS30512C	TCS45466	-	BS40625	-	ES72857
0	0	PGM6173	-	MGM6173A	-	SS72530	0	0	AGM6173	DGM6173	-	-	-	-
0	0	PGM63100	-	MGM63100A	MGM63100E	VGM63100	0	0	OS34501R	DGM63100	-	-	-	-
0	0	PGM63100	-	MGM63100A	MGM63100E	VGM63100	0	0	OS34501R	DGM63100	-	-	-	-
0	0	PGM6173	-	MGM6173A	-	SS72530	0	0	AGM6173	DGM6173	-	-	-	-
0	0	PGM63100	-	MGM63100A	MGM63100E	VGM63100	0	0	OS34501R	DGM63100	-	-	-	-
0	0	PGM6250	-	☒	MGM63500	VGM6250	0	0	AGM6250C	DGM6250	-	BS118291	-	-
0	0	PGM6250	-	-	☒	VGM6250	0	0	☒	-	-	BS118291	-	-
0	0	PGM6250	-	☒	MGM63500	VGM6250	0	0	AGM6250C	DGM6250	-	BS118291	-	-
0	0	PGM8350	-	MGM8350A	MGM8350E	0	VGM8350A	VGM8350E	AGM83502	DGM8350	-	RGM8350	-	-
0	0	☒	-	MGM4092A	☒	-	-	-	OS30342C	☒	-	☒	-	-
0	0	PGM6250	-	☒	MGM63500	VGM6250	0	0	AGM6250C	DGM6250	-	BS118291	-	-
0	0	PGM8350	-	MGM8350A	MGM8350E	0	VGM8350A	VGM8350E	AGM83502	DGM8350	-	RGM8350	-	-
0	0	PGM8350	-	MGM8350A	MGM8350E	0	VGM8350A	VGM8350E	AGM83502	DGM8350	-	RGM8350	-	-
0	0	PGM63100	-	MGM63100A	MGM63100E	VGM63100	0	0	OS34501R	DGM63100	-	-	-	-
0	0	PGM6173	-	MGM6173A	-	SS72530	0	0	AGM6173	DGM6173	-	-	-	-
0	0	PGM63100	-	MGM63100A	MGM63100E	VGM63100	0	0	OS34501R	DGM63100	-	-	-	-
0	0	PGM8350	-	MGM8350A	MGM8350E	0	VGM8350A	VGM8350E	AGM83502	DGM8350	-	RGM8350	-	-
0	0	VSS0704R	-	MS964401	MS96888	SS71043	0	0	-	TCS45052	-	-	-	ES71334
0	0	VSS0703R	-	MS964402	MS96889	SS71043	0	0	-	TCS45052	-	-	-	ES71334
0	0	VSS0739R	-	MS97009	MS97009	SS712372	0	0	0	TCS45052	-	BS40705	-	ES71334
0	0	PGM6250	-	☒	MGM63500	VGM6250	0	0	AGM6250C	DGM6250	-	BS118291	-	-
0	0	PGM6250	-	MGM6250	MGM6250	VGM6250	0	0	AGM6250C	DGM6250	-	-	-	-
0	0	PGM8350	-	MGM8350A	MGM8350E	0	VGM8350A	VGM8350E	AGM83502	DGM8350	-	RGM8350	-	-
-	-	-	-	-	-	-	-	-	-	-	-	-	-	-
0	0	PGM6250	-	-	☒	VGM6250	0	0	☒	-	-	BS118291	-	-
0	0	PGM6250	-	MGM6250	MGM6250	VGM6250	0	0	AGM6250C	DGM6250	-	-	-	-
0	0	PGM8350	-	MGM8350A	MGM8350E	0	VGM8350A	VGM8350E	AGM83502	DGM8350	-	RGM8350	-	-
-	-	-	-	-	-	-	-	-	-	-	-	-	-	-
0	0	VSS0485R	-	MS90543	MS90540	SS70809	0	0	AGM4134	-	-	-	-	-
0	0	PGM63100	-	MGM63100A	MGM63100E	VGM63100	0	0	OS34501R	DGM63100	-	-	-	-
-	-	-	-	-	-	-	-	-	-	-	-	-	-	-
0	0	PGM63100	-	MGM63100A	MGM63100E	VGM63100	0	0	OS34501R	DGM63100	-	-	-	-
0	0	VS12869T	0	MS903142	MS9275B	SS72883	0	0	OS34510T	TCS45265	-	BS40013/ BS118291	-	ES72856
-	-	-	-	-	-	-	-	-	-	-	-	-	-	-
0	0	VSS0779R	-	MS97206	MS97154	SS72931	0	0	-	-	TCS46142	BS40731	TCS46144	ES72469
0	0	PGM8350	-	MGM8350A	MGM8350E	0	VGM8350A	VGM8350E	AGM83502	DGM8350	-	RGM8350	-	-
0	0	PGM63100	-	MGM63100A	MGM63100E	VGM63100	0	0	OS34501R	DGM63100	-	-	-	-
0	0	VSS0442R	MS967301	MS98003T1	MS95586	SS70829	0	0	OS30772R	TCS45976	-	BS40625	-	ES72892
26168PT	26169PT	VSS0554R	-	MS96057	MS95840	SS705791	0	0	OS30714R	TCS46007	-	BS40673	-	ES72118

☒ Número Obsoleto - No Disponible 0 No Aplica / No Requiere

ARMADORA	AÑOS	DESPLAZ.	PCD	CILIN-DROS	VALV.	ÁRBOL DE LEVAS	HP	VIN	JUEGO COMPLETO	MEDIO JUEGO SUPERIOR	MEDIO JUEGO INFERIOR	CABEZA
<b>CHEVROLET Cont...</b>												
EXPRESS CARGO VAN	1998-2002	4.3 LTS.	262	6V	12	OHV	200	W	JGM64300	-	-	-
EXPRESS CARGO VAN	1998-2006	5.7 LTS.	350	8V	16	OHV	250	R	JGM83503	-	-	-
EXPRESS VAN	2003-2003	5.3 LTS.	323	8V	16	OHV	285	T	FSHS26191PT	HS26191PT	CS9284	26191PT
EXPRESS VAN 1500	2006-2008	5.3 LTS.	323	8V	16	OHV	285	T	FSHS26191PT1	HS26191PT1	CS9284	26191PT
EXPRESS VAN 2500	2004-2005	5.3 LTS.	323	8V	16	OHV	-	-	FSHS26191PT1	HS26191PT1	CS9284	26191PT
G-10 - 1500	1987-1993	5.7 LTS.	350	8V	-	-	-	K	JGM83501	-	-	-
G20	1981-1985	5.0 LTS.	302	8V	-	-	-	-	FS8510PT1	HS8510PT1	CS77332	505SD
G20	1975-1980	6.6 LTS.	403	8V	-	OHV	-	-	FS8364PT3	HS8364PT3	CS77332	8364PT
G-30	1982-1985	5.0 LTS.	302	8V	-	-	-	-	FS8510PT1	HS8510PT1	CS77332	505SD
G-30	1981-1985	5.7 LTS.	350	8V	-	-	-	-	FSHS7733PT3	HS7733PT3	CS77332	7733PT2
G-30	1975-1980	6.6 LTS.	403	8V	-	OHV	-	-	FS8364PT3	HS8364PT3	CS77332	8364PT
G-30 CARGO VAN	2000-2002	4.3 LTS.	262	6V	12	OHV	200	W	JGM64300	-	-	-
G-30 CARGO VAN CHEVY VAN	1997-2002	5.7 LTS.	350	8V	16	OHV	250	R	JGM83503	-	-	-
G-30/3500 SERIES	1994-1996	7.4 LTS.	452	8V	-	-	-	-	JGM8454	-	-	-
IMPALA	2000-2000	3.4 LTS.	207	6VT	12	OHV	180	E	JGM63400	-	-	-
IMPALA	1985-1985	4.3 LTS.	262	6V	-	-	-	Z	JGM62621	☒	-	9354PT1
IMPALA	1981-1985	5.0 LTS.	302	8V	-	-	-	-	FS8510PT1	HS8510PT1	CS77332	505SD
IMPALA	1981-1985	5.7 LTS.	350	8V	-	-	-	-	FSHS7733PT3	HS7733PT3	CS77332	7733PT2
IMPALA	1987-1994	5.7 LTS.	350	8V	-	-	-	-	JGM8350	☒	☒	CGM8350
IMPALA	1981-1982	5.7 LTS.	350	8V	-	-	-	L, N	JGM83501	-	-	-
JIMMY	1975-1979	6.6 LTS.	403	8V	-	OHV	-	-	FS8364PT3	HS8364PT3	CS77332	8364PT
K1500 SUBURBAN	1979-1980	6.6 LTS.	403	8V	-	OHV	-	-	FS8364PT3	HS8364PT3	CS77332	8364PT
K-20	1981-1985	5.7 LTS.	350	8V	-	-	-	-	FSHS7733PT3	HS7733PT3	CS77332	7733PT2
K20/2500 SERIES	1994-1995	7.4 LTS.	452	8V	-	-	-	-	JGM8454	-	-	-
K2500 SUBURBAN	1979-1980	6.6 LTS.	403	8V	-	OHV	-	-	FS8364PT3	HS8364PT3	CS77332	8364PT
K-30	1981-1985	5.7 LTS.	350	8V	-	-	-	-	FSHS7733PT3	HS7733PT3	CS77332	7733PT2
K-30	1980-1985	7.4 LTS.	452	8V	-	-	-	-	FS8523PT	HS8695PT	CS81801	-
K30/3500 SERIES	1994-1995	7.4 LTS.	452	8V	-	-	-	-	JGM8454	-	-	-
LUMINA	1990-1995	3.1 LTS.	189	6V	-	-	-	D	JGM631002	-	-	CGM6173
LUMINA APV	1990-1995	3.1 LTS.	189	6V	-	-	-	D	JGM631002	-	-	CGM6173
LUV	1997-1998	2.3 LTS.	140	4L	8	SOHC	100	C22NE	JGM422001	-	-	-
MALIBU	1997-2001	2.4 LTS.	146	4LT	16	DOHC	150	T	JGM42400	-	-	-
MALIBU	1999-1999	3.1 LTS.	189	6V	12	OHV	150	M, J	JGM631003	-	-	-
MALIBU	2000-2003	3.1 LTS.	189	6V	12	OHV	170	J	JGM631003	-	-	-
MALIBU	2002-2003	3.1 LTS.	189	6V	-	-	-	J	JGM631003	-	-	-
MALIBU	1997-1998	3.1 LTS.	189	6VT	12	OHV	155	M	JGM631003	-	-	-
MALIBU	2004-2006	3.5 LTS.	214	6V	12	SOHC	200	8	FSHS26314PT	HS26314PT	CS26314	26314PT
MALIBU	1979-1981	4.1 LTS.	250	6L	-	-	-	-	JGM62501	-	-	☒
MALIBU	1981-1983	5.0 LTS.	302	8V	-	-	-	-	FS8510PT1	HS8510PT1	CS77332	505SD
MALIBU	1981-1981	5.7 LTS.	350	8V	-	-	-	-	FSHS7733PT3	HS7733PT3	CS77332	7733PT2
MALIBU	1979-1981	5.7 LTS.	350	8V	-	-	-	L	JGM83501	-	-	-
MALIBU	1973-1976	6.6 LTS.	403	8V	-	OHV	-	-	FS8364PT3	HS8364PT3	CS77332	8364PT
MONTE CARLO	1985-1985	4.3 LTS.	262	6V	-	-	-	Z	JGM62621	☒	-	9354PT1
MONTE CARLO	1981-1984	5.7 LTS.	350	8V	-	-	-	N	JGM8350	☒	☒	CGM8350
OPTRA	2006-2011	2.0 LTS.	122	4L	16	DOHC	133	X20SED	JGM420001	-	-	-
P30	1980-1985	7.4 LTS.	452	8V	-	-	-	-	FS8523PT	HS8695PT	CS81801	-
P30/3500 SERIES	1996-1996	5.7 LTS.	350	8V	-	-	-	-	JGM8350	☒	☒	CGM8350
P30/3500 SERIES	1994-1996	7.4 LTS.	452	8V	-	-	-	-	JGM8454	-	-	-
S SERIES - 4x2	1992-1995	4.3 LTS.	262	6V	-	-	-	W, Z	JGM6262	-	-	9354PT1



CABEZA DER.	CABEZA IZQ.	TAPA DE PUNTERÍAS	MÚLTIPLE PLENO	MÚLTIPLE ADMISIÓN	MÚLTIPLE ESCAPE	SELLOS DE VÁLVULAS	SELLOS DE VÁLVULA ADMISIÓN	SELLOS DE VÁLVULAS ESCAPE	CARTER	KIT TAPA DE DISTRI.	RETEN DE CIGÜEÑAL DELANTERO	RETEN DE CIGÜEÑAL TRASERO	RETEN ÁRBOL DE LEVAS	TORNILLOS DE CULATA
-	-	-	-	-	-	-	-	-	-	-	-	-	-	-
0	0	VSS0504R1	-	MS98016T	MS92467	SS71039	0	0	OS30693R	TCS45993	-	BS40640	-	ES72173
0	0	VSS0504R1	-	MS96587/MS92465	MS92467	SS71039	0	0	OS30693R	TCS45993	-	BS40640	-	ES72173
0	0	VSS0504R1	-	MS96587/MS92465	MS92467	SS71039	0	0	OS30693R	TCS45993	-	BS40640	-	ES72173
-	-	-	-	-	-	-	-	-	-	-	-	-	-	-
0	0	VS12869T	0	MS903142	MS9275B	SS72526	0	0	OS30410C	TCS45265/ TCS45121	-	-	-	ES72856
0	0	VS12869T	0	MS903142	MS9275B	SS10058	0	0	OS34510R/ OS5197CS	TCS45265/ TCS45121	-	BS40013/ BS118291	-	ES72856
0	0	VS12869T	0	MS903142	MS9275B	SS72526	0	0	OS30410C	TCS45265/ TCS45121	-	-	-	ES72856
0	0	VS12869T	0	MS903142	MS9275B	SS72883	0	0	OS34510T	TCS45265	-	BS40013/ BS118291	-	ES72856
0	0	VS12869T	0	MS903142	MS9275B	SS10058	0	0	OS34510R/ OS5197CS	TCS45265/ TCS45121	-	BS40013/ BS118291	-	ES72856
-	-	-	-	-	-	-	-	-	-	-	-	-	-	-
-	-	-	-	-	-	-	-	-	-	-	-	-	-	-
-	-	-	-	-	-	-	-	-	-	-	-	-	-	-
0	0	VSS0277R	-	MGM62621A	-	SS72529	0	0	OS34502R	DGM6229	-	-	-	-
0	0	VS12869T	0	MS903142	MS9275B	SS72526	0	0	OS30410C	TCS45265/ TCS45121	-	-	-	ES72856
0	0	VS12869T	0	MS903142	MS9275B	SS72883	0	0	OS34510T	TCS45265	-	BS40013/ BS118291	-	ES72856
0	0	PGM8350	-	MGM8350A	MGM8350E	0	VGM8350A	VGM8350E	AGM83502	DGM8350	-	RGM8350	-	-
-	-	-	-	-	-	-	-	-	-	-	-	-	-	-
0	0	VS12869T	0	MS903142	MS9275B	SS10058	0	0	OS34510R/ OS5197CS	TCS45265/ TCS45121	-	BS40013/ BS118291	-	ES72856
0	0	VS12869T	0	MS903142	MS9275B	SS10058	0	0	OS34510R/ OS5197CS	TCS45265/ TCS45121	-	BS40013/ BS118291	-	ES72856
0	0	VS12869T	0	MS903142	MS9275B	SS72883	0	0	OS34510T	TCS45265	-	BS40013/ BS118291	-	ES72856
-	-	-	-	-	-	-	-	-	-	-	-	-	-	-
0	0	VS12869T	0	MS903142	MS9275B	SS10058	0	0	OS34510R/ OS5197CS	TCS45265/ TCS45121	-	BS40013/ BS118291	-	ES72856
0	0	VS12869T	0	MS903142	MS9275B	SS72883	0	0	OS34510T	TCS45265	-	BS40013/ BS118291	-	ES72856
0	0	☒	-	MS902402	MS90206	SS71152	0	0	OS30061T	TCS45060	-	BS400961	-	ES72264
-	-	-	-	-	-	-	-	-	-	-	-	-	-	-
0	0	-	-	-	-	-	-	-	-	-	-	-	-	-
0	0	-	-	-	-	-	-	-	-	-	-	-	-	-
-	-	-	-	-	-	-	-	-	-	-	-	-	-	-
-	-	-	-	-	-	-	-	-	-	-	-	-	-	-
-	-	-	-	-	-	-	-	-	-	-	-	-	-	-
0	0	VSS0442R	MS96730	MS98013T	MS96727	SS70829	0	0	OS30766R	TCS46088	-	BS40625	-	ES72303
0	0	PGM62502	-	-	☒	VGM6250	0	0	☒	-	-	BS118291	-	-
0	0	VS12869T	0	MS903142	MS9275B	SS72526	0	0	OS30410C	TCS45265/ TCS45121	-	-	-	ES72856
0	0	VS12869T	0	MS903142	MS9275B	SS72883	0	0	OS34510T	TCS45265	-	BS40013/ BS118291	-	ES72856
-	-	-	-	-	-	-	-	-	-	-	-	-	-	-
0	0	VS12869T	0	MS903142	MS9275B	SS10058	0	0	OS34510R/ OS5197CS	TCS45265/ TCS45121	-	BS40013/ BS118291	-	ES72856
0	0	VSS0277R	-	MGM62621A	-	SS72529	0	0	OS34502R	DGM6229	-	-	-	-
0	0	PGM8350	-	MGM8350A	MGM8350E	0	VGM8350A	VGM8350E	AGM83502	DGM8350	-	RGM8350	-	-
-	-	-	-	-	-	-	-	-	-	-	-	-	-	-
0	0	☒	-	MS902402	MS90206	SS71152	0	0	OS30061T	TCS45060	-	BS400961	-	ES72264
0	0	PGM8350	-	MGM8350A	MGM8350E	0	VGM8350A	VGM8350E	AGM83502	DGM8350	-	RGM8350	-	-
-	-	-	-	-	-	-	-	-	-	-	-	-	-	-
0	0	VSS0277R	-	MGM6262A	MS90746	SS72529	0	0	OS34502R	DGM6229	-	-	-	-

☒ Número Obsoleto - No Disponible 0 No Aplica / No Requiere

ARMADORA	AÑOS	DESPLAZ.	PCD	CILIN-DROS	VALV.	ÁRBOL DE LEVAS	HP	VIN	JUEGO COMPLETO	MEDIO JUEGO SUPERIOR	MEDIO JUEGO INFERIOR	CABEZA
<b>CHEVROLET Cont...</b>												
S-10 PICK UP	1995-1997	2.2 LTS.	134	4L	8	OHV	118	4	JGM41341	-	-	CGM4134
S-10 PICK UP	1998-2003	2.2 LTS.	134	4L	8	OHV	120	4	JGM41341	-	-	CGM4134
S-10 PICK UP	1998-1999	4.3 LTS.	262	6V	12	OHV	180-190	W, X	JGM64300	-	-	-
S-10 PICK UP	1989-1991	4.3 LTS.	262	6V	-	-	-	W, Z	JGM6262	-	-	9354PT1
S-10 PICK UP	1992-1995	4.3 LTS.	262	6V	-	-	-	W, Z	JGM62623	-	-	-
SAVANA 1500	1996-2003	5.7 LTS.	350	8V	-	-	-	R	JGM83503	-	-	-
SAVANA 2500	1996-2003	5.7 LTS.	350	8V	-	-	-	R	JGM83503	-	-	-
SAVANA 3500	1996-2003	5.7 LTS.	350	8V	-	-	-	R	JGM83503	-	-	-
SAVANA 3500	1996-1997	7.4 LTS.	452	8V	-	-	-	-	JGM8454	-	-	-
SAVANA 3500	1998-2000	7.4 LTS.	452	8V	-	-	-	-	JGM84541	-	-	-
SAVANA 3500	2001-2003	8.1 LTS.	494	8V	-	-	-	-	FSHS21168PT	HS26168PT	CS26168	ø
SERIE G 1500-3500	1988-1993	5.7 LTS.	350	8V	-	-	-	-	JGM8350	☒	☒	CGM8350
SERIE K 1500-3500	1988-1991	5.7 LTS.	350	8V	-	-	-	-	JGM8350	☒	☒	CGM8350
SERIE P 15-35	1987-1990	5.7 LTS.	350	8V	-	-	-	-	JGM8350	☒	☒	CGM8350
SIERRA 1500-3500	2001-2003	8.1 LTS.	494	8V	-	-	-	-	FSHS21168PT	HS26168PT	CS26168	ø
SIERRA 3500	2004-2007	8.1 LTS.	494	8V	-	-	-	-	FSHS21168PT	HS26168PT	CS26168	ø
SILVERADO	1995-1999	5.7 LTS.	350	8V	12	OHV	200-255	R	JGM83503	-	-	-
SILVERADO 1500	2002-2003	4.8 LTS.	293	8V	16	OHV	-	-	FSHS26191PT	HS26191PT	CS9284	26191PT
SILVERADO 1500	2002-2003	5.3 LTS.	323	8V	16	OHV	-	-	FSHS26191PT	HS26191PT	CS9284	26191PT
SILVERADO 1500	2002-2007	5.3 LTS.	323	8V	16	OHV	-	-	FSHS26191PT1	HS26191PT1	CS9284	26191PT
SILVERADO 2500	2003-2003	5.3 LTS.	323	8V	16	OHV	285	T, Z	FSHS26191PT	HS26191PT	CS9284	26191PT
SILVERADO 2500	1996-2000	5.7 LTS.	350	8V	-	-	-	R	JGM83503	-	-	-
SILVERADO 3500	2001-2007	8.1 LTS.	494	8V	-	-	-	-	FSHS21168PT	HS26168PT	CS26168	ø
SONIC	2012-2012	1.6 LTS.	98	4L	16	DOHC	115	-	FSHS26516PT1	HS26516PT1	CS26516	26516PT
SONOMA	1994-1997	2.2 LTS.	134	4L	-	-	-	4	JGM41342	-	-	9170PT1
SONORA	2000-2002	5.7 LTS.	350	8V	16	OHV	255	R	JGM83503	-	-	-
SUBURBAN	1987-1990	5.7 LTS.	350	8V	16	OHV	188	K	JGM8350	☒	☒	CGM8350
SUBURBAN	1991-1991	5.7 LTS.	350	8V	16	OHV	200	K	JGM8350	☒	☒	CGM8350
SUBURBAN	1997-1998	5.7 LTS.	350	8V	16	OHV	200	R	JGM83503	-	-	-
SUBURBAN	1999-2007	5.7 LTS.	350	8V	16	OHV	255	R	JGM83503	-	-	-
SUBURBAN	1987-1991	5.7 LTS.	350	8V	-	-	-	-	JGM8350	☒	☒	CGM8350
SUBURBAN	1996-1997	7.4 LTS.	452	8V	-	-	-	-	JGM8454	-	-	-
SUBURBAN	1998-2000	7.4 LTS.	452	8V	-	-	-	-	JGM84541	-	-	-
SUBURBAN	2001-2006	8.1 LTS.	494	8V	-	-	-	-	FSHS21168PT	HS26168PT	CS26168	ø
SUBURBAN 1500	2002-2003	5.3 LTS.	323	8V	16	OHV	-	-	FSHS26191PT	HS26191PT	CS9284	26191PT
SUBURBAN 1500	2004-2006	5.3 LTS.	323	8V	16	OHV	-	-	FSHS26191PT1	HS26191PT1	CS9284	26191PT
SUBURBAN 1500	2002-2003	5.3 LTS.	323	8V	16	OHV	-	Z	FSHS26191PT1	HS26191PT1	CS9284	26191PT
T SERIES - 4x4	1995-1995	4.3 LTS.	262	6V	-	-	-	-	JGM62623	-	-	-
T SERIES - 4x4	1992-1994	4.3 LTS.	262	6V	-	-	-	W, Z	JGM62623	-	-	-
TAHOE	2002-2003	4.8 LTS.	293	8V	-	-	-	-	FSHS26191PT	HS26191PT	CS9284	26191PT
TAHOE	2002-2003	5.3 LTS.	323	8V	-	-	-	-	FSHS26191PT	HS26191PT	CS9284	26191PT
TAHOE	2004-2006	5.3 LTS.	323	8V	-	-	-	-	FSHS26191PT1	HS26191PT1	CS9284	26191PT
TAHOE	2002-2003	5.3 LTS.	323	8V	-	-	-	Z	FSHS26191PT1	HS26191PT1	CS9284	26191PT
TRACKER	1999-1999	2.0 LTS.	122	4L	-	-	-	-	FSHS26278PT	HS26278PT	CS26278	26278PT
TRACKER	2000-2003	2.0 LTS.	122	4L	-	-	-	C	FSHS26278PT	HS26278PT	CS26278	26278PT
TRACKER	2001-2004	2.5 LTS.	153	6V	-	-	-	4	FSHS26386PT	HS26386PT	CS26386	ø
TRAILBLAZER	2002-2003	4.2 LTS.	256	6L	24	DOHC	265	S	FSHS26213PT	HS26213PT	CS26213	26213PT
TRAILBLAZER	2002-2004	4.2 LTS.	256	6L	24	DOHC	-	-	FSHS26214PT	HS26214PT	CS26213	26214PT
TRAILBLAZER	2003-2003	5.3 LTS.	323	8V	16	OHV	-	-	FSHS26191PT	HS26191PT	CS9284	26191PT
TRAILBLAZER EXT	2002-2003	4.2 LTS.	256	6L	24	DOHC	265	S	FSHS26213PT	HS26213PT	CS26213	26213PT
TRAILBLAZER EXT	2002-2004	4.2 LTS.	256	6L	24	DOHC	-	-	FSHS26214PT	HS26214PT	CS26213	26214PT
VENTURE	1997-2005	3.4 LTS.	207	6VT	12	OHV	185	E	JGM63400	-	-	-
X-11	1984-1985	2.8 LTS.	171	6VT	-	-	-	X, Z	JGM6173	-	-	CGM6173
Z-24	1995-1996	2.2 LTS.	134	4LT	8	DOHC	120	4	JGM41342	-	-	9170PT1
Z-24	1996-1997	2.4 LTS.	146	4LT	16	DOHC	150	T	JGM42400	-	-	-
Z-24	1991-1994	3.1 LTS.	189	6VT	12	OHV	135	M	JGM631003	-	-	-
<b>CHRYSLER</b>												
200	2011-2013	2.4 LTS.	146	4L	16	DOHC	173	B, ED3, EDG	FSHS26332PT	HS26332PT	CS26332	26332PT
300	2005-2006	3.5 LTS.	214	6VT	24	SOHC	-	-	FSHS26208PT	HS26208PT	CS9505	ø
300	2005-2006	5.7 LTS.	350	8V	16	OHC	-	-	FSHS26284PT	HS26284PT	CS26284	ø

CABEZA DER.	CABEZA IZQ.	TAPA DE PUNTERÍAS	MÚLTIPLE PLENO	MÚLTIPLE ADMISIÓN	MÚLTIPLE ESCAPE	SELLOS DE VÁLVULAS	SELLOS DE VÁLVULA ADMISIÓN	SELLOS DE VÁLVULAS ESCAPE	CARTER	KIT TAPA DE DISTRI.	RETEN DE CIGÜEÑAL DELANTERO	RETEN DE CIGÜEÑAL TRASERO	RETEN ÁRBOL DE LEVAS	TORNILLOS DE CULATA
0	0	V5S0313R	-	-	MGM4121E	SS70816	0	0	AGM4134	TCS45793	-	BS40464	-	-
0	0	V5S0313R	-	-	MGM4121E	SS70816	0	0	AGM4134	TCS45793	-	BS40464	-	-
-	-	-	-	-	-	-	-	-	-	-	-	-	-	-
0	0	V5S0277R	-	MGM6262A	MS90746	SS72529	0	0	OS34502R	DGM6229	-	-	-	-
-	-	-	-	-	-	-	-	-	-	-	-	-	-	-
-	-	-	-	-	-	-	-	-	-	-	-	-	-	-
-	-	-	-	-	-	-	-	-	-	-	-	-	-	-
-	-	-	-	-	-	-	-	-	-	-	-	-	-	-
26168PT	26169PT	V5S0554R	-	MS96057	MS95840	SS705791	0	0	OS30714R	TCS46007	-	BS40673	-	ES72118
0	0	PGM8350	-	MGM8350A	MGM8350E	0	VGM8350A	VGM8350E	AGM83502	DGM8350	-	RGM8350	-	-
0	0	PGM8350	-	MGM8350A	MGM8350E	0	VGM8350A	VGM8350E	AGM83502	DGM8350	-	RGM8350	-	-
0	0	PGM8350	-	MGM8350A	MGM8350E	0	VGM8350A	VGM8350E	AGM83502	DGM8350	-	RGM8350	-	-
26168PT	26169PT	V5S0554R	-	MS96057	MS95840	SS705791	0	0	OS30714R	TCS46007	-	BS40673	-	ES72118
26168PT	26169PT	V5S0554R	-	MS96057	MS95840	SS705791	0	0	OS30714R	TCS46007	-	BS40673	-	ES72118
-	-	-	-	-	-	-	-	-	-	-	-	-	-	-
0	0	V5S0504R1	-	MS98016T	MS92467	SS71039	0	0	OS30693R	TCS45993	-	BS40640	-	ES72173
0	0	V5S0504R1	-	MS96587/MS92465	MS92467	SS71039	0	0	OS30693R	TCS45993	-	BS40640	-	ES72173
0	0	V5S0504R1	-	MS96587/MS92465	MS92467	SS71039	0	0	OS30693R	TCS45993	-	BS40640	-	ES72173
0	0	V5S0504R1	-	MS96587/MS92465	MS92467	SS71039	0	0	OS30693R	TCS45993	-	BS40640	-	ES72173
-	-	-	-	-	-	-	-	-	-	-	-	-	-	-
26168PT	26169PT	V5S0554R	-	MS96057	MS95840	SS705791	0	0	OS30714R	TCS46007	-	BS40673	-	ES72118
0	0	V5S0779R	-	MS97206	MS97154	SS72931	0	0	-	-	TCS46142	BS40731	TCS46144	ES72469
0	0	V5S0485R	-	MS90543	MS90540	SS70809	0	0	AGM4134	-	-	-	-	-
-	-	-	-	-	-	-	-	-	-	-	-	-	-	-
0	0	PGM8350	-	MGM8350A	MGM8350E	0	VGM8350A	VGM8350E	AGM83502	DGM8350	-	RGM8350	-	-
0	0	PGM8350	-	MGM8350A	MGM8350E	0	VGM8350A	VGM8350E	AGM83502	DGM8350	-	RGM8350	-	-
-	-	-	-	-	-	-	-	-	-	-	-	-	-	-
0	0	PGM8350	-	MGM8350A	MGM8350E	0	VGM8350A	VGM8350E	AGM83502	DGM8350	-	RGM8350	-	-
-	-	-	-	-	-	-	-	-	-	-	-	-	-	-
26168PT	26169PT	V5S0554R	-	MS96057	MS95840	SS705791	0	0	OS30714R	TCS46007	-	BS40673	-	ES72118
0	0	V5S0504R1	-	MS98016T	MS92467	SS71039	0	0	OS30693R	TCS45993	-	BS40640	-	ES72173
0	0	V5S0504R1	-	MS96587/MS92465	MS92467	SS71039	0	0	OS30693R	TCS45993	-	BS40640	-	ES72173
0	0	V5S0504R1	-	MS96587/MS92465	MS92467	SS71039	0	0	OS30693R	TCS45993	-	BS40640	-	ES72173
-	-	-	-	-	-	-	-	-	-	-	-	-	-	-
0	0	V5S0504R1	-	MS98016T	MS92467	SS71039	0	0	OS30693R	TCS45993	-	BS40640	-	ES72173
0	0	V5S0504R1	-	MS98016T	MS92467	SS71039	0	0	OS30693R	TCS45993	-	BS40640	-	ES72173
0	0	V5S0504R1	-	MS96587/MS92465	MS92467	SS71039	0	0	OS30693R	TCS45993	-	BS40640	-	ES72173
0	0	V5S0504R1	-	MS96587/MS92465	MS92467	SS71039	0	0	OS30693R	TCS45993	-	BS40640	-	ES72173
0	0	V5S0633R	-	MS96603	MS96602	SS702831	0	0	OS30765	-	TCS46056	BS40684	-	ES72206
0	0	V5S0633R	-	MS96603	MS96602	SS702831	0	0	OS30765	-	TCS46056	BS40684	-	ES72206
26387PT	26386PT	V5S0736R	-	MS97028	MS97043	SS702832	0	0	OS30802	-	TCS46136	-	-	ES72206
0	0	V5S0584R	-	MS96294	MS96302	SS710431	0	0	-	TCS45051	-	BS40678	-	ES71334
0	0	V5S0584R	-	MS96294	MS96302	SS710431	0	0	-	TCS45051	-	BS40678	-	ES71334
0	0	V5S0504R1	-	MS98016T	MS92467	SS71039	0	0	OS30693R	TCS45993	-	BS40640	-	ES72173
0	0	V5S0584R	-	MS96294	MS96302	SS710431	0	0	-	TCS45051	-	BS40678	-	ES71334
0	0	V5S0584R	-	MS96294	MS96302	SS710431	0	0	-	TCS45051	-	BS40678	-	ES71334
-	-	-	-	-	-	-	-	-	-	-	-	-	-	-
0	0	PGM6173	-	MGM6173A	-	SS72530	0	0	AGM6173	DGM6173	-	-	-	-
0	0	V5S0485R	-	MS90543	MS90540	SS70809	0	0	AGM4134	-	-	-	-	-
-	-	-	-	-	-	-	-	-	-	-	-	-	-	-
-	-	-	-	-	-	-	-	-	-	-	-	-	-	-
0	0	V5S0698R	-	MS96840	MS96902/MS96961	SS71268	0	0	OS30782	-	TCS46098	BS40684	TCS45961	ES72267
26208PT	26209PT	V5S0501R	MS91990	MS92165	MS95446	SS72842	0	0	OS30692R	-	TCS45992	BS40627/BS401681	TCS45939	ES72895
26286PT	26284PT	V5S0625R	-	MS96574	MS96532	SS72914	0	0	OS30750R	TCS46169	-	BS40684	-	ES72200

☒ Número Obsoleto - No Disponible 0 No Aplica / No Requiere



ARMADORA	AÑOS	DESPLAZ.	PCD	CILIN-DROS	VALV.	ÁRBOL DE LEVAS	HP	VIN	JUEGO COMPLETO	MEDIO JUEGO SUPERIOR	MEDIO JUEGO INFERIOR	CABEZA
<b>CHRYSLER Cont...</b>												
300 C	2005-2010	3.5 LTS.	214	6V	24	DOHC	250	G	FS9505PT	HS26208PT	CS9505	ø
300 M	1998-2004	3.5 LTS.	214	6V	24	SOHC	250	G	FS9505PT	HS26208PT	CS9505	ø
300 M	1999-2004	3.5 LTS.	214	6VT	24	SOHC	250	G	FSHS26208PT	HS26208PT	CS9505	ø
AUTOS Y CAMIONEATAS	1975-1992	5.7 LTS.	350	8V	16	OHC	-	-	JCH8360	-	-	CCH8360
CIRRUS	1997-2000	2.4 LTS.	146	4L	16	DOHC	168	X	JCH424002	-	-	-
CIRRUS	2001-2001	2.4 LTS.	146	4L	16	DOHC	169	X	JCH424002	-	-	-
CIRRUS	2002-2002	2.4 LTS.	146	4L	16	DOHC	170	X	JCH424002	-	-	-
CIRRUS	2003-2003	2.4 LTS.	146	4L	16	DOHC	171	X	JCH424002	-	-	-
CIRRUS	2002-2003	2.4 LTS.	146	4L	16	DOHC	215	X	FSHS26206PT	HS26206PT	CS9924	26206PT
CIRRUS	2005-2006	2.4 LTS.	146	4L	16	DOHC	225	X	FSHS26202PT1	HS26202PT1	CS9924	26202PT
CIRRUS	2004-2004	2.4 LTS.	146	4L	16	DOHC	225	X	FSHS26206PT	HS26206PT	CS9924	26206PT
CIRRUS	1998-2001	2.5 LTS.	153	6VT	24	SOHC	164	H	JCH62500	HS9158PT	CS9037	9037PT
CIRRUS TURBO	2002-2006	2.4 LTS.	146	4L	16	DOHC	225	G, S	FSHS26202PT	HS26202PT	CS26202	26202PT
CONCORDE	1993-1996	3.3 LTS.	201	6V	12	OHV	158	R	FSHS9673PT	HS9673PT	CS96732	ø
CONCORDE	1998-1998	3.5 LTS.	214	6V	24	SOHC	230	G	FS9505PT	HS26208PT	CS9505	ø
CONCORDE	1999-1999	3.5 LTS.	214	6V	24	SOHC	231	G	FS9505PT	HS26208PT	CS9505	ø
CONCORDE	2000-2000	3.5 LTS.	214	6V	24	SOHC	232	G	FS9505PT	HS26208PT	CS9505	ø
CONCORDE	2001-2001	3.5 LTS.	214	6V	24	SOHC	233	G	FS9505PT	HS26208PT	CS9505	ø
CONCORDE	2002-2002	3.5 LTS.	214	6V	24	SOHC	234	G	FS9505PT	HS26208PT	CS9505	ø
CONCORDE	1993-1997	3.5 LTS.	214	6VT	24	SOHC	214	F	JCH63500	HS9926PT	CS9926	ø
CONCORDE	2002-2004	3.5 LTS.	214	6VT	24	SOHC	234	G, M	FSHS26208PT	HS26208PT	CS9505	ø
CORDOBA	1975-1978	6.6 LTS.	403	8V	16	OHC	-	-	FS7891PT11	HS7891PT11	-	8519PT1
DART K	1982-1991	2.2 LTS.	134	4LT	-	-	-	-	JCH422001	SCH42500	-	CCH42500
DAYTONA	1990-1993	3.0 LTS.	183	6V	-	-	-	-	JCH6181	HS9112PT	CS9112	9112PT
DYNASTY	1991-1993	2.5 LTS.	153	4L	-	-	-	-	JCH42500	HS9296PT3	CS87632	CCH42500
DYNASTY	1988-1990	3.0 LTS.	183	6V	-	-	-	-	JCH6181	HS9112PT	CS9112	9112PT
DYNASTY	1991-1993	3.3 LTS.	201	6V	12	OHV	158	R	FSHS9673PT	HS9673PT	CS96732	ø
GRAND VOYAGER	2000-2000	3.3 LTS.	201	6V	12	OHV	158	R	FSHS9673PT	HS9673PT	CS96732	ø
IMPERIAL	1990-1993	3.3 LTS.	201	6V	12	OHV	158	R	FSHS9673PT	HS9673PT	CS96732	ø
IMPERIAL	1966-1974	6.6 LTS.	403	8V	16	OHC	-	-	FS7891PT11	HS7891PT11	-	8519PT1
INTREPID	2000-2004	3.5 LTS.	214	6V	24	DOHC	-	-	FSHS26208PT	HS26208PT	CS9505	ø
INTREPID	2000-2004	3.5 LTS.	214	6V	24	SOHC	250	G	FS9505PT	HS26208PT	CS9505	ø
LEBARON	1982-1985	2.6 LTS.	159	4L	-	-	-	-	FS8770PT	HS8770PT	CS8770	8770PT
LEBARON	1990-1995	3.0 LTS.	183	6V	-	-	-	-	JCH6181	HS9112PT	CS9112	9112PT
LHS	1999-2001	3.5 LTS.	214	6V	24	DOHC	-	-	FSHS26208PT	HS26208PT	CS9505	ø
LHS	1994-1997	3.5 LTS.	214	6V	24	DOHC	-	-	JCH63500	HS9926PT	CS9926	ø
LHS	1999-2001	3.5 LTS.	214	6V	24	SOHC	250	G	FS9505PT	HS26208PT	CS9505	ø
NEW YORKER	1983-1985	2.6 LTS.	159	4L	-	-	-	-	FS8770PT	HS8770PT	CS8770	8770PT
NEW YORKER	1988-1989	3.0 LTS.	183	6V	-	-	-	-	JCH6181	HS9112PT	CS9112	9112PT
NEW YORKER	1990-1993	3.3 LTS.	201	6V	12	OHV	158	R	FSHS9673PT	HS9673PT	CS96732	ø
NEW YORKER	1972-1978	6.6 LTS.	403	8V	16	OHC	-	-	FS7891PT11	HS7891PT11	-	8519PT1
NEW YORKER	1966-1978	7.2 LTS.	439	8V	16	OHC	-	-	FS7891PT11	HS7891PT11	-	8519PT1
NEW YORKER LHS/ LH	1994-1997	3.5 LTS.	214	6V	24	DOHC	214	F	JCH63500	HS9926PT	CS9926	ø
NEW YORKER TURBO	1984-1994	2.2 LTS.	134	4LT	-	-	-	-	JCH422002	-	-	CCH42500
PACIFICA	2005-2006	3.5 LTS.	214	6V	24	DOHC	250	4	FSHS26208PT1	HS26208PT1	CS26208	ø
PACIFICA	2004-2004	3.5 LTS.	214	6V	24	DOHC	-	-	FSHS26208PT1	HS26208PT1	CS26208	ø
PROWLER	2001-2002	3.5 LTS.	214	6V	24	DOHC	-	-	FSHS26208PT	HS26208PT	CS9505	ø
PROWLER	2001-2002	3.5 LTS.	214	6V	24	SOHC	250	G	FS9505PT	HS26208PT	CS9505	ø
PT CRUISER	2002-2003	2.4 LTS.	146	4L	16	DOHC	215	X	FSHS26206PT	HS26206PT	CS9924	26206PT
PT CRUISER	2005-2006	2.4 LTS.	146	4L	16	DOHC	225	X	FSHS26202PT1	HS26202PT1	CS9924	26202PT
PT CRUISER	2004-2004	2.4 LTS.	146	4L	16	DOHC	225	X	FSHS26206PT	HS26206PT	CS9924	26206PT
PT CRUISER MPI	2004-2009	2.4 LTS.	146	4LT	16	DOHC	150	B	FSHS26202PT3	HS26202PT3	CS26202	26202PT
PT CRUISER TURBO	2003-2005	2.4 LTS.	146	4LT	16	DOHC	215	E, G	FSHS26202PT	HS26202PT	CS26202	26202PT
PT CRUISER TURBO	2006-2007	2.4 LTS.	146	4LT	16	DOHC	230	E, G, S	FSHS26202PT	HS26202PT	CS26202	26202PT
SEBRING	2005-2006	2.4 LTS.	146	4LT	16	DOHC	160	X	FSHS26202PT1	HS26202PT1	CS9924	26202PT

CABEZA DER.	CABEZA IZQ.	TAPA DE PUNTERÍAS	MÚLTIPLE PLENO	MÚLTIPLE ADMISIÓN	MÚLTIPLE ESCAPE	SELLOS DE VÁLVULAS	SELLOS DE VÁLVULA ADMISIÓN	SELLOS DE VÁLVULAS ESCAPE	CARTER	KIT TAPA DE DISTRI.	RETEN DE CIGÜEÑAL DELANTERO	RETEN DE CIGÜEÑAL TRASERO	RETEN ÁRBOL DE LEVAS	TORNILLOS DE CULATA
9505PT	9507PT	V550501R	MS91990	MS92165	MS95446	S572842	0	0	0530692R	TCS45992	-	BS40627	-	ES72895
9505PT	9507PT	V550501R	MS91990	MS92165	MS95446	S572842	0	0	0530692R	TCS45992	-	BS40627	-	ES72895
26208PT	26209PT	V550501R	MS91990	MS92165	MS95446	S572842	0	0	0530692R	-	TCS45992	BS40627/ BS401681	TCS45939	ES72895
0	0	PCH8360R	-	MCH8360A	MCH8360E	0	S570537	VCH6225E	ACH8360	-	-	-	-	-
-	-	-	-	-	-	-	-	-	-	-	-	-	-	-
-	-	-	-	-	-	-	-	-	-	-	-	-	-	-
-	-	-	-	-	-	-	-	-	-	-	-	-	-	-
0	0	V550518R	-	MS92888	MS95692	S572871	0	0	0530676R	TCS45962	-	BS40182	-	ES71028
0	0	V550518R	-	MS92888	MS92846	S572871	0	0	0530676R	TCS45962	-	BS40182	-	ES71028
0	0	V550518R	-	MS92888	MS95692	S572871	0	0	0530676R	TCS45962	-	BS40182	-	ES71028
0	0	V550461R	MS95708	MS95709	☒	S570795	0	0	☒	DCH62500	TCS45965	BS40627	TCS45483	ES72859
0	0	V550459R	-	MS96198	MS92846	S572871	0	0	0530728R	TCS45962	-	BS40182	TCS45961	ES71028
9673PT1	9676PT1	V550339R	MS94566	-	MS94666	S572783	0	0	0530622R	TCS458931	-	BS40627	-	ES72849
9505PT	9507PT	V550501R	MS91990	MS92165	MS95446	S572842	0	0	0530692R	TCS45992	-	BS40627	-	ES72895
9505PT	9507PT	V550501R	MS91990	MS92165	MS95446	S572842	0	0	0530692R	TCS45992	-	BS40627	-	ES72895
9505PT	9507PT	V550501R	MS91990	MS92165	MS95446	S572842	0	0	0530692R	TCS45992	-	BS40627	-	ES72895
9505PT	9507PT	V550501R	MS91990	MS92165	MS95446	S572842	0	0	0530692R	TCS45992	-	BS40627	-	ES72895
9505PT	9507PT	V550501R	MS91990	MS92165	MS95446	S572842	0	0	0530692R	TCS45992	-	BS40627	-	ES72895
CCH63300D	CCH63300I	V550429R	MS95445	MS95444	MS95446	S572842	0	0	☒	-	TCS45950	RCH422002	TCS45939	ES72138
26208PT	26209PT	V550501R	MS91990	MS92165	MS95446	S572842	0	0	0530692R	-	TCS45992	BS40627/ BS401681	TCS45939	ES72895
0	0	VS13379	0	MS90175	MS90029	S570537	0	0	0511729C1	TCS124602	-	-	-	-
0	0	PCH42500	-	MCH42200	MCH42200	VCH42200	0	0	ACH42200	-	-	RCH422002	-	-
0	0	V550173R	MS93796	MS93795	MS93797	S570710	0	0	0530570T	-	TCS45750	BS40627	TCS45483	ES72859
0	0	PCH42500	-	MCH42200	-	VCH42200	0	0	ACH42500R	-	TCS45131	BS40627	-	-
0	0	V550173R	MS93796	MS93795	MS93797	S570710	0	0	0530570T	-	TCS45750	BS40627	TCS45483	ES72859
9673PT1	9676PT1	V550339R	MS94566	-	MS94666	S572783	0	0	0530622R	TCS458931	-	BS40627	-	ES72849
9673PT1	9676PT1	V550339R	MS94566	-	MS94666	S572783	0	0	0530622R	TCS458931	-	BS40627	-	ES72849
9673PT1	9676PT1	V550339R	MS94566	-	MS94666	S572783	0	0	0530622R	TCS458931	-	BS40627	-	ES72849
0	0	VS13379	0	MS90175	MS90029	S570537	0	0	0511729C1	TCS124602	-	-	-	-
26208PT	26209PT	V550501R	MS91990	MS92165	MS95446	S572842	0	0	0530692R	-	TCS45992	BS40627/ BS401681	TCS45939	ES72895
9505PT	9507PT	V550501R	MS91990	MS92165	MS95446	S572842	0	0	0530692R	TCS45992	-	BS40627	-	ES72895
0	0	V550197R/ V550146R	0	MS90981	MS90995	S570598	0	0	0530400A	-	TCS45170	BS404081	TCS45847	ES72860
0	0	V550173R	MS93796	MS93795	MS93797	S570710	0	0	0530570T	-	TCS45750	BS40627	TCS45483	ES72859
26208PT	26209PT	V550501R	MS91990	MS92165	MS95446	S572842	0	0	0530692R	-	TCS45992	BS40627/ BS401681	TCS45939	ES72895
CCH63300D	CCH63300I	V550429R	MS95445	MS95444	MS95446	S572842	0	0	☒	-	TCS45950	RCH422002	TCS45939	ES72138
9505PT	9507PT	V550501R	MS91990	MS92165	MS95446	S572842	0	0	0530692R	TCS45992	-	BS40627	-	ES72895
0	0	V550197R/ V550146R	0	MS90981	MS90995	S570598	0	0	0530400A	-	TCS45170	BS404081	TCS45847	ES72860
0	0	V550173R	MS93796	MS93795	MS93797	S570710	0	0	0530570T	-	TCS45750	BS40627	TCS45483	ES72859
9673PT1	9676PT1	V550339R	MS94566	-	MS94666	S572783	0	0	0530622R	TCS458931	-	BS40627	-	ES72849
0	0	VS13379	0	MS90175	MS90029	S570537	0	0	0511729C1	TCS124602	-	-	-	-
0	0	VS13379	0	MS90175	MS90029	S570537	0	0	0511729C1	TCS124602	-	-	-	-
CCH63300D	CCH63300I	V550429R	MS95445	MS95444	MS95446	S572842	0	0	☒	-	TCS45950	RCH422002	TCS45939	ES72138
0	0	PCH422001	-	MCH42200	MCH42200	VCH42200	0	0	ACH42500C/ ACH42500R	☒	-	RCH422002	☒	-
26208PT	26209PT	V550501R	MS96324	MS921651	MS95446	S572842	0	0	0530760R	-	TCS46147	BS40627	TCS45939	ES72895
26208PT	26209PT	V550501R	MS96324	MS921651	MS95446	S572842	0	0	0530760R	-	TCS46147	BS40627	TCS45939	ES72895
26208PT	26209PT	V550501R	MS91990	MS92165	MS95446	S572842	0	0	0530692R	-	TCS45992	BS40627/ BS401681	TCS45939	ES72895
9505PT	9507PT	V550501R	MS91990	MS92165	MS95446	S572842	0	0	0530692R	TCS45992	-	BS40627	-	ES72895
0	0	V550518R	-	MS92888	MS95692	S572871	0	0	0530676R	TCS45962	-	BS40182	-	ES71028
0	0	V550518R	-	MS92888	MS92846	S572871	0	0	0530676R	TCS45962	-	BS40182	-	ES71028
0	0	V550518R	-	MS92888	MS95692	S572871	0	0	0530676R	TCS45962	-	BS40182	-	ES71028
0	0	V550518R	-	MS93219	MS92846	S572871	0	0	0530728R	-	TCS45962	BS40627	TCS45961	ES71028
0	0	V550459R	-	MS96198	MS92846	S572871	0	0	0530728R	TCS45962	-	BS40182	TCS45961	ES71028
0	0	V550459R	-	MS96198	MS92846	S572871	0	0	0530728R	TCS45962	-	BS40182	TCS45961	ES71028
0	0	V550518R	-	MS92888	MS92846	S572871	0	0	0530676R	TCS45962	-	BS40182	-	ES71028

☒ Número Obsoleto - No Disponible 0 No Aplica / No Requiere

ARMADORA	AÑOS	DESPLAZ.	PCD	CILIN-DROS	VALV.	ÁRBOL DE LEVAS	HP	VIN	JUEGO COMPLETO	MEDIO JUEGO SUPERIOR	MEDIO JUEGO INFERIOR	CABEZA
<b>CHRYSLER Cont...</b>												
SEBRING	2002-2004	2.4 LTS.	146	4LT	16	DOHC	160	X	FSHS26206PT	HS26206PT	CS9924	26206PT
SEBRING	2001-2005	2.4 LTS.	146	4LT	16	DOHC	-	-	FSHS26172PT	HS26172PT	CS26172	26172PT
SEBRING	2007-2010	2.4 LTS.	146	4LT	16	DOHC	-	-	FSHS26332PT	HS26332PT	CS26332	26332PT
SEBRING	1998-2000	2.5 LTS.	153	6VT	24	SOHC	164	H	JCH62500	HS9158PT	CS9037	9037PT
SEBRING	2001-2005	3.0 LTS.	183	6V	16	DOHC	-	H	FSHS9537PT	HS9537PT	CS9537	9537PT
SHADOW	1991-1994	2.5 LTS.	153	4LT	-	-	-	-	JCH42500	HS9296PT3	CS87632	CCH42500
TOWN & COUNTRY	1982-1985	2.6 LTS.	159	4L	-	-	-	-	FS8770PT	HS8770PT	CS8770	8770PT
TOWN & COUNTRY	2001-2004	3.3 LTS.	201	6V	12	OHV	158	-	JCH63300	-	-	ø
TOWN & COUNTRY	1998-2000	3.3 LTS.	201	6V	12	OHV	158	G, R	FSHS9673PT	HS9673PT	CS96732	ø
TOWN & COUNTRY	1990-1997	3.3 LTS.	201	6V	12	OHV	158	R	FSHS9673PT	HS9673PT	CS96732	ø
TOWN & COUNTRY	1994-1997	3.8 LTS.	232	6V	12	OHV	166	L	JCH633002	-	-	ø
TOWN & COUNTRY	1998-1999	3.8 LTS.	232	6V	12	OHV	180	L	JCH633002	-	-	ø
VOYAGER	2000-2000	3.3 LTS.	201	6V	12	OHV	158	R	FSHS9673PT	HS9673PT	CS96732	ø
VOYAGER	2001-2003	3.3 LTS.	201	6V	-	-	-	-	JCH63300	-	-	ø
<b>DODGE</b>												
ARIES	1981-1985	2.6 LTS.	159	4L	-	-	-	-	FS8770PT	HS8770PT	CS8770	8770PT
AVENGER	2008-2013	2.4 LTS.	146	4L	16	DOHC	172	K	FSHS26332PT	HS26332PT	CS26332	26332PT
AVENGER	1998-2000	2.5 LTS.	153	4L	-	-	-	N	JCH62500	HS9158PT	CS9037	9037PT
CALIBER	2007-2007	2.0 LTS.	122	4LT	16	DOHC	150	B	FSHS26332PT	HS26332PT	CS26332	26332PT
CALIBER	2008-2008	2.4 LTS.	146	4L	16	DOHC	172	K	FSHS26332PT	HS26332PT	CS26332	26332PT
CALIBER	2009-2011	2.4 LTS.	146	4LT	16	DOHC	172	B, ED3, EDG	FSHS26332PT	HS26332PT	CS26332	26332PT
CARAVAN	1984-1987	2.2 LTS.	134	4L	-	-	-	-	FSHS9296PT2	HS9296PT2	CS87632	9296PT
CARAVAN	1988-1995	2.5 LTS.	153	4L	-	-	-	K	FSHS9296PT2	HS9296PT2	CS87632	9296PT
CARAVAN	1984-1987	2.6 LTS.	159	4L	-	-	-	-	FS8770PT	HS8770PT	CS8770	8770PT
CARAVAN	1987-1998	3.0 LTS.	183	6V	-	-	-	-	JCH6181	HS9112PT	CS9112	9112PT
CARAVAN	2001-2004	3.3 LTS.	201	6V	-	-	-	-	JCH63300	-	-	ø
CARAVAN	1990-2000	3.3 LTS.	201	6V	-	-	-	R	FSHS9673PT	HS9673PT	CS96732	ø
CARAVAN	1994-1999	3.8 LTS.	232	6V	12	-	-	L	JCH633002	-	-	ø
CHARGER	1983-1986	2.2 LTS.	134	4L	-	-	-	B	FSHS9296PT2	HS9296PT2	CS87632	9296PT
CHARGER	1983-1987	2.2 LTS.	134	4L	-	-	-	C	FSHS9296PT2	HS9296PT2	CS87632	9296PT
CHARGER	2006-2008	3.5 LTS.	214	6V	24	OHC	250	G	FS9505PT	HS26208PT	CS9505	ø
CHARGER	2006-2006	3.5 LTS.	214	6V	24	OHC	250	G	FSHS26208PT	HS26208PT	CS9505	ø
CHARGER	2009-2009	3.5 LTS.	214	6V	24	OHC	251	G	FS9505PT	HS26208PT	CS9505	ø
CHARGER	2010-2010	3.5 LTS.	214	6V	24	OHC	252	G	FS9505PT	HS26208PT	CS9505	ø
D-100 PICK UP	1988-1989	3.9 LTS.	238	6V	12	OHC	-	-	JCH6238	HS9111PT	CS9111	9111PT
D-150 PICK UP	1988-1989	3.9 LTS.	238	6V	12	OHC	-	-	JCH6238	HS9111PT	CS9111	9111PT
D-250 PICK UP	1988-1989	3.9 LTS.	238	6V	12	OHC	-	-	JCH6238	HS9111PT	CS9111	9111PT
D-250 PICK UP	1990-2003	3.9 LTS.	238	6V	12	OHC	-	X	JCH63900	HS9910PT	CS9910	9910PT
DAKOTA	1987-1988	2.2 LTS.	134	4L	-	-	-	-	FSHS9296PT2	HS9296PT2	CS87632	9296PT
DAKOTA	1989-1995	2.5 LTS.	153	4L	-	-	-	G	FSHS9296PT2	HS9296PT2	CS87632	9296PT
DAKOTA	1992-1997	3.9 LTS.	238	6V	-	-	-	-	JCH63900	HS9910PT	CS9910	9910PT
DAKOTA	1992-1998	3.9 LTS.	238	6V	-	-	-	X	JCH63900	HS9910PT	CS9910	9910PT
DAKOTA	2000-2003	4.7 LTS.	287	8V	16	OHV	235	N	JCH84700	HS26157PT	CS26157	26157PT
DAKOTA	2004-2006	4.7 LTS.	287	8V	16	OHV	235	N	JCH847001	HS26157PT1	CS26157	26157PT
DAKOTA	2007-2007	4.7 LTS.	287	8V	16	OHV	235	N, P	JCH847001	HS26157PT1	CS26157	26157PT
DAKOTA	1992-1997	5.2 LTS.	317	8V	16	OHV	220	Y	JCH85200	HS26179PT1	CS9898	CCH85200
DAKOTA	1998-2003	5.9 LTS.	360	8V	16	OHV	245-250	Z	FSHS9898PT2	HS9898PT2	CS98982	9898PT



CABEZA DER.	CABEZA IZQ.	TAPA DE PUNTERÍAS	MÚLTIPLE PLENO	MÚLTIPLE ADMISIÓN	MÚLTIPLE ESCAPE	SELLOS DE VÁLVULAS	SELLOS DE VÁLVULA ADMISIÓN	SELLOS DE VÁLVULAS ESCAPE	CARTER	KIT TAPA DE DISTRI.	RETEN DE CIGÜEÑAL DELANTERO	RETEN DE CIGÜEÑAL TRASERO	RETEN ÁRBOL DE LEVAS	TORNILLOS DE CULATA
0	0	VVS0518R	-	MS92888	MS95692	SS72871	0	0	OS30676R	TCS45962	-	BS40182	-	ES71028
0	0	VVS0562R	-	MS96075	MS95470	SS70660	0	0	OS30715	-	-	-	TCS45483	-
0	0	VVS0698R	-	MS96840	MS96902/ MS96961	SS71268	0	0	OS30782	-	TCS46098	BS40684	TCS45961	ES72267
0	0	VVS0461R	MS95708	MS95709	☒	SS70795	0	0	☒	DCH62500	TCS45965	BS40627	TCS45483	ES72859
0	0	VVS0461R	MS95708	MS95709	MS95711	SS70795	0	0	OS30707	-	TCS45965	BS40660	TCS45483	ES72859
0	0	PCH42500	-	MCH42200	-	VCH42200	0	0	ACH42500R	-	TCS45131	BS40627	-	-
0	0	VVS0197R/ VVS0146R	0	MS90981	MS90995	SS70598	0	0	OS30400A	-	TCS45170	BS404081	TCS45847	ES72860
9536PT	9535PT	VVS0513R	MS96176	MS96042	MS94666	SS72783	0	0	OS30622R	TCS458931	-	BS40627	-	ES72163
9673PT1	9676PT1	VVS0339R	MS94566	-	MS94666	SS72783	0	0	OS30622R	TCS458931	-	BS40627	-	ES72849
9673PT1	9676PT1	VVS0339R	MS94566	-	MS94666	SS72783	0	0	OS30622R	TCS458931	-	BS40627	-	ES72849
9536PT	9535PT	PCH63300	MS94566	MS96042	MS94666	SS72783	0	0	OS30622R	-	-	-	-	-
9536PT	9535PT	PCH63300	MS94566	MS96042	MS94666	SS72783	0	0	OS30622R	-	-	-	-	-
9673PT1	9676PT1	VVS0339R	MS94566	-	MS94666	SS72783	0	0	OS30622R	TCS458931	-	BS40627	-	ES72849
9536PT	9535PT	VVS0513R	MS96176	MS96042	MS94666	SS72783	0	0	OS30622R	TCS458931	-	BS40627	-	ES72163
0	0	VVS0197R/ VVS0146R	0	MS90981	MS90995	SS70598	0	0	OS30400A	-	TCS45170	BS404081	TCS45847	ES72860
0	0	VVS0698R	-	MS96840	MS96902/ MS96961	SS71268	0	0	OS30782	-	TCS46098	BS40684	TCS45961	ES72267
0	0	VVS0461R	MS95708	MS95709	☒	SS70795	0	0	☒	DCH62500	TCS45965	BS40627	TCS45483	ES72859
0	0	VVS0698R	-	MS96840	MS96902/ MS96961	SS71268	0	0	OS30782	-	TCS46098	BS40684	TCS45961	ES72267
0	0	VVS0698R	-	MS96840	MS96902/ MS96961	SS71268	0	0	OS30782	-	TCS46098	BS40684	TCS45961	ES72267
0	0	VVS0698R	-	MS96840	MS96902/ MS96961	SS71268	0	0	OS30782	-	TCS46098	BS40684	TCS45961	ES72267
0	0	VVS0370C/ VVS0205T	-	-	-	SS72522	0	0	OS30612R	-	TCS45131	BS40627	-	ES72723
0	0	VVS0370C/ VVS0205T	-	-	-	SS72522	0	0	OS30612R	-	TCS45131	BS40627	-	ES72723
0	0	VVS0197R/ VVS0146R	0	MS90981	MS90995	SS70598	0	0	OS30400A	-	TCS45170	BS404081	TCS45847	ES72860
0	0	VVS0173R	MS93796	MS93795	MS93797	SS70710	0	0	OS30570T	-	TCS45750	BS40627	TCS45483	ES72859
9536PT	9535PT	VVS0513R	MS96176	MS96042	MS94666	SS72783	0	0	OS30622R	TCS458931	-	BS40627	-	ES72163
9673PT1	9676PT1	VVS0339R	MS94566	-	MS94666	SS72783	0	0	OS30622R	TCS458931	-	BS40627	-	ES72849
9536PT	9535PT	PCH63300	MS94566	MS96042	MS94666	SS72783	0	0	OS30622R	-	-	-	-	-
0	0	VVS0370C/ VVS0205T	-	-	-	SS72522	0	0	OS30612R	-	TCS45131	BS40627	-	ES72723
0	0	VVS0370C/ VVS0205T	-	-	-	SS72522	0	0	OS30612R	-	TCS45131	BS40627	-	ES72723
9505PT	9507PT	VVS0501R	MS91990	MS92165	MS95446	SS72842	0	0	OS30692R	TCS45992	-	BS40627	-	ES72895
26208PT	26209PT	VVS0501R	MS91990	MS92165	MS95446	SS72842	0	0	OS30692R	-	TCS45992	BS40627/ BS401681	TCS45939	ES72895
9505PT	9507PT	VVS0501R	MS91990	MS92165	MS95446	SS72842	0	0	OS30692R	TCS45992	-	BS40627	-	ES72895
9505PT	9507PT	VVS0501R	MS91990	MS92165	MS95446	SS72842	0	0	OS30692R	TCS45992	-	BS40627	-	ES72895
0	0	VVS0436R	-	MS93789	MS93791	SS12764	0	0	OS30569C	TCS45789	-	BS40245	-	-
0	0	VVS0436R	-	MS93789	MS93791	SS12764	0	0	OS30569C	TCS45789	-	BS40245	-	-
0	0	VVS0436R	-	MS93789	MS93791	SS12764	0	0	OS30569C	TCS45789	-	BS40245	-	-
0	0	VVS0420R	-	MS95315	MCH63900E	SS72835	0	0	OS34503R	-	-	BS40181	-	ES71038
0	0	VVS0370C/ VVS0205T	-	-	-	SS72522	0	0	OS30612R	-	TCS45131	BS40627	-	ES72723
0	0	VVS0370C/ VVS0205T	-	-	-	SS72522	0	0	OS30612R	-	TCS45131	BS40627	-	ES72723
0	0	VVS0420R	-	MS95315	MCH63900E	SS72835	0	0	OS34503R	-	-	BS40181	-	ES71038
0	0	VVS0420R	-	MS95315	MCH63900E	SS72835	0	0	OS34503R	-	-	BS40181	-	ES71038
0	0	VVS0521R	-	MS93205	MS93217	SS71041	0	0	OS30709R	TCS46000/ TCS46002	-	BS40186	-	ES71129
0	0	VVS0577R	-	MS93205	MS93217	SS71041	0	0	OS30709R	TCS46022	-	BS40186	-	ES71129
0	0	VVS0577R	-	MS93205	MS93217	SS71041	0	0	OS30709R	TCS46022	-	BS40186	-	ES71129
0	0	PCH85200	MS95462	MS95392	MCH85200E	SS72844	0	0	OS34408R	TCS45949	-	BS40181	-	ES710381
0	0	VVS0419R	MS95462	MS953921	MS95480	SS72844	0	0	OS34409R	TCS45999	-	BS40651	-	ES710381

☒ Número Obsoleto - No Disponible 0 No Aplica / No Requiere

ARMADORA	AÑOS	DESPLAZ.	PCD	CILIN-DROS	VALV.	ÁRBOL DE LEVAS	HP	VIN	JUEGO COMPLETO	MEDIO JUEGO SUPERIOR	MEDIO JUEGO INFERIOR	CABEZA
<b>DODGE Cont...</b>												
DAKOTA 4X2	2004-2011	3.7 LTS.	226	6V	12	OHV	210	K	FSHS26229PT	HS26229PT	CS26229	26229PT
DAKOTA 4X2 PICK UP	1991-1995	2.5 LTS.	153	4L	8	OHV	-	P	JCH42500	HS9296PT3	CS87632	CCH42500
DURANGO	2004-2009	3.7 LTS.	226	6V	12	OHC	210	K	FSHS26229PT	HS26229PT	CS26229	26229PT
DURANGO	1998-2003	5.9 LTS.	360	8V	16	OHV	245-250	Z	FSHS9898PT2	HS9898PT2	CS98982	9898PT
DURANGO 4X2	2000-2003	4.7 LTS.	287	8V	16	OHC	235	N	JCH84700	HS26157PT	CS26157	26157PT
DURANGO 4X2	2004-2007	4.7 LTS.	287	8V	16	OHC	235	N	JCH847001	HS26157PT1	CS26157	26157PT
DURANGO LIMITED	2004-2006	5.7 LTS.	350	8V	16	OHV	335	D	FSHS26284PT	HS26284PT	CS26284	ø
DYNASTY	1990-1993	3.3 LTS.	201	6V	-	-	-	-	FSHS9673PT	HS9673PT	CS96732	ø
GRAND CARAVAN	1987-1989	2.5 LTS.	153	4L	-	-	-	K	FSHS9296PT2	HS9296PT2	CS87632	9296PT
GRAND CARAVAN	1987-1988	3.0 LTS.	183	6V	-	-	-	-	JCH6181	HS9112PT	CS9112	9112PT
GRAND CARAVAN	1990-2000	3.3 LTS.	201	6V	-	-	-	-	FSHS9673PT	HS9673PT	CS96732	ø
GRAND CARAVAN	2001-2004	3.3 LTS.	201	6V	-	-	-	-	JCH63300	-	-	ø
INTREPID	1993-1993	3.2 LTS.	195	6V	24	SOHC	225	J	FSHS9673PT	HS9673PT	CS96732	ø
INTREPID	1994-1997	3.3 LTS.	201	6V	24	DOHC	161	T	FSHS9673PT	HS9673PT	CS96732	ø
INTREPID	1993-1997	3.5 LTS.	214	6V	24	SOHC	214	F	JCH63500	HS9926PT	CS9926	ø
INTREPID	2000-2004	3.5 LTS.	214	6V	24	SOHC	-	G(00), V(01)	FSHS26208PT	HS26208PT	CS9505	ø
JOURNEY	2009-2013	2.4 LTS.	146	4L	16	DOHC	173	B, ED3, EDG	FSHS26332PT	HS26332PT	CS26332	26332PT
MAGNUM	2005-2008	3.5 LTS.	214	6V	24	OHC	252	G	FS9505PT	HS26208PT	CS9505	ø
MAGNUM	2005-2006	3.5 LTS.	214	6V	24	SOHC	-	-	FSHS26208PT	HS26208PT	CS9505	ø
MAGNUM	2005-2006	5.7 LTS.	350	8V	16	OHV	-	-	FSHS26284PT	HS26284PT	CS26284	ø
MINI RAM	1984-1987	2.6 LTS.	159	4L	-	-	-	-	FS8770PT	HS8770PT	CS8770	8770PT
MINI RAM	1987-1988	3.0 LTS.	183	6V	-	-	-	-	JCH6181	HS9112PT	CS9112	9112PT
NEON	2000-2005	2.0 LTS.	122	4LT	8	SOHC	132	-	JCH420007	HS9036PT2	CS9036	9922PT
NEON	1995-1996	2.0 LTS.	122	4LT	8	SOHC	132	C	JCH420006	-	-	9036PT
NEON SRT4	2003-2003	2.4 LTS.	146	4LT	16	DOHC	230	G	FSHS26202PT	HS26202PT	CS26202	26202PT
NEON SRT4	2004-2005	2.4 LTS.	146	4LT	16	DOHC	230	S	FSHS26202PT	HS26202PT	CS26202	26202PT
NEON SRT4	2003-2005	2.4 LTS.	146	4LT	16	DOHC	230	S	FSHS26202PT3	HS26202PT3	CS26202	26202PT
NITRO	2007-2011	3.7 LTS.	226	6V	12	OHC	210	K	FSHS26229PT	HS26229PT	CS26229	26229PT
RAM 1500	2003-2006	5.7 LTS.	350	8V	16	OHV	-	-	FSHS26284PT	HS26284PT	CS26284	ø
RAM 1500	1998-2003	5.9 LTS.	360	8V	-	-	-	-	FSHS9898PT2	HS9898PT2	CS98982	9898PT
RAM 1500 PICK UP	2002-2012	3.7 LTS.	226	6V	12	OHV	215	K	FSHS26229PT	HS26229PT	CS26229	26229PT
RAM 1500 PICK UP	1994-2003	3.9 LTS.	238	6V	12	OHV	180	X	JCH63900	HS9910PT	CS9910	9910PT
RAM 1500 PICK UP	2005-2007	4.7 LTS.	287	8V	16	OHV	235	N	JCH847001	HS26157PT1	CS26157	26157PT
RAM 1500 PICK UP	1994-1997	5.2 LTS.	317	8V	12	OHV	220	-	JCH85200	HS26179PT1	CS9898	CCH85200
RAM 1500 VAN	1999-2003	5.9 LTS.	360	8V	-	-	-	-	FSHS9898PT2	HS9898PT2	CS98982	9898PT
RAM 2500 PICK UP	1994-1996	5.2 LTS.	317	8V	12	OHV	220-230	-	JCH85200	HS26179PT1	CS9898	CCH85200
RAM 2500 PICK UP	2003-2006	5.7 LTS.	350	8V	16	OHV	345	D	FSHS26284PT	HS26284PT	CS26284	ø
RAM 2500 PICK UP	1998-2002	5.9 LTS.	360	8V	16	OHV	245	5, Z	FSHS9898PT2	HS9898PT2	CS98982	9898PT
RAM 2500 VAN	1999-2003	5.9 LTS.	360	8V	16	OHV	245	5, Z	FSHS9898PT2	HS9898PT2	CS98982	9898PT
RAM 3500	2003-2006	5.7 LTS.	350	8V	16	OHV	-	D	FSHS26284PT	HS26284PT	CS26284	ø
RAM 3500 PICK UP	1994-1997	5.9 LTS.	360	8V	16	OHV	-	5, Z	JCH83601	-	-	CCH8360
RAM 3500 PICK UP RAM WAGON	1998-2002	5.9 LTS.	360	8V	16	OHV	245	5, Z	FSHS9898PT2	HS9898PT2	CS98982	9898PT
RAM 4000 PICK UP	2006-2006	5.7 LTS.	350	8V	16	OHV	330	D	FSHS26284PT	HS26284PT	CS26284	ø
RAM CHARGER	1992-1993	5.2 LTS.	317	8V	-	-	-	-	JCH85200	HS26179PT1	CS9898	CCH85200
RAM CHARGER	1993-1997	5.9 LTS.	360	8V	16	OHV	245	Z	JCH85900	-	-	CCH85200
RAM VAN 3500	1999-2003	5.9 LTS.	360	8V	16	OHV	230	Z	FSHS9898PT2	HS9898PT2	CS98982	9898PT
SHADOW	1992-1994	3.0 LTS.	183	6V	-	-	-	-	JCH6181	HS9112PT	CS9112	9112PT
SPIRIT	1989-1995	3.0 LTS.	183	6V	-	-	-	-	JCH6181	HS9112PT	CS9112	9112PT
STEALTH	1993-1996	3.0 LTS.	183	6V	-	-	-	H	JCH61811	HS9112PT2	CS9112	CCH6181
STEALTH	1991-1992	3.0 LTS.	183	6V	-	-	-	S	JCH61811	HS9112PT2	CS9112	CCH6181
STRATUS	1999-2000	2.0 LTS.	122	4LT	8	SOHC	132	-	JCH420007	HS9036PT2	CS9036	9922PT
STRATUS	1995-1996	2.0 LTS.	122	4LT	16	SOHC	140-150	C	JCH420006	-	-	9036PT
STRATUS	1995-2000	2.4 LTS.	146	4LT	16	DOHC	150	X	JCH424002	-	-	-

CABEZA DER.	CABEZA IZQ.	TAPA DE PUNTERÍAS	MÚLTIPLE PLENO	MÚLTIPLE ADMISIÓN	MÚLTIPLE ESCAPE	SELLOS DE VÁLVULAS	SELLOS DE VÁLVULA ADMISIÓN	SELLOS DE VÁLVULAS ESCAPE	CARTER	KIT TAPA DE DISTRI.	RETEN DE CIGÜEÑAL DELANTERO	RETEN DE CIGÜEÑAL TRASERO	RETEN ÁRBOL DE LEVAS	TORNILLOS DE CULATA
0	0	VSS0594R/ VSS0652R	-	MS932051	MS963441	SS710411	0	0	OS30743R	TCS46022	-	BS40186	-	ES711291
0	0	PCH42500	-	MCH42200	-	VCH42200	0	0	ACH42500R	-	TCS45131	BS40627	-	-
0	0	VSS0594R/ VSS0652R	-	MS932051	MS963441	SS710411	0	0	OS30743R	TCS46022	-	BS40186	-	ES711291
0	0	VSS0419R	MS95462	MS953921	MS95480	SS72844	0	0	OS34409R	TCS45999	-	BS40651	-	ES710381
0	0	VSS0521R	-	MS93205	MS93217	SS71041	0	0	OS30709R	TCS46000/ TCS46002	-	BS40186	-	ES71129
0	0	VSS0577R	-	MS93205	MS93217	SS71041	0	0	OS30709R	TCS46022	-	BS40186	-	ES71129
26286PT	26284PT	VSS0625R	-	MS96574	MS96532	SS72914	0	0	OS30750R	TCS46169	-	BS40684	-	ES72200
9673PT1	9676PT1	VSS0339R	MS94566	-	MS94666	SS72783	0	0	OS30622R	TCS458931	-	BS40627	-	ES72849
0	0	VSS0370C/ VSS0205T	-	-	-	SS72522	0	0	OS30612R	-	TCS45131	BS40627	-	ES72723
0	0	VSS0173R	MS93796	MS93795	MS93797	SS70710	0	0	OS30570T	-	TCS45750	BS40627	TCS45483	ES72859
9673PT1	9676PT1	VSS0339R	MS94566	-	MS94666	SS72783	0	0	OS30622R	TCS458931	-	BS40627	-	ES72849
9536PT	9535PT	VSS0513R	MS96176	MS96042	MS94666	SS72783	0	0	OS30622R	TCS458931	-	BS40627	-	ES72163
9673PT1	9676PT1	VSS0339R	MS94566	-	MS94666	SS72783	0	0	OS30622R	TCS458931	-	BS40627	-	ES72849
9673PT1	9676PT1	VSS0339R	MS94566	-	MS94666	SS72783	0	0	OS30622R	TCS458931	-	BS40627	-	ES72849
CCH63300D	CCH63300I	VSS0429R	MS95445	MS95444	MS95446	SS72842	0	0	☒	-	TCS45950	RCH422002	TCS45939	ES72138
26208PT	26209PT	VSS0501R	MS91990	MS92165	MS95446	SS72842	0	0	OS30692R	-	TCS45992	BS40627/ BS401681	TCS45939	ES72895
0	0	VSS0698R	-	MS96840	MS96902/ MS96961	SS71268	0	0	OS30782	-	TCS46098	BS40684	TCS45961	ES72267
9505PT	9507PT	VSS0501R	MS91990	MS92165	MS95446	SS72842	0	0	OS30692R	TCS45992	-	BS40627	-	ES72895
26208PT	26209PT	VSS0501R	MS91990	MS92165	MS95446	SS72842	0	0	OS30692R	-	TCS45992	BS40627/ BS401681	TCS45939	ES72895
26286PT	26284PT	VSS0625R	-	MS96574	MS96532	SS72914	0	0	OS30750R	TCS46169	-	BS40684	-	ES72200
0	0	VSS0197R/ VSS0146R	0	MS90981	MS90995	SS70598	0	0	OS30400A	-	TCS45170	BS404081	TCS45847	ES72860
0	0	VSS0173R	MS93796	MS93795	MS93797	SS70710	0	0	OS30570T	-	TCS45750	BS40627	TCS45483	ES72859
0	0	PCH420004	-	MS956602	MS92846	SS72871	0	0	OS30673R	-	TCS45962	BS40627	TCS45961	ES72157
0	0	VSS0457R	-	MS90708	MS95674	-	-	-	OS30673R	-	-	-	-	-
0	0	VSS0459R	-	MS96198	MS92846	SS72871	0	0	OS30728R	TCS45962	-	BS40182	TCS45961	ES71028
0	0	VSS0459R	-	MS96198	MS92846	SS72871	0	0	OS30728R	TCS45962	-	BS40182	TCS45961	ES71028
0	0	VSS0518R	-	MS93219	MS92846	SS72871	0	0	OS30728R	-	TCS45962	BS40627	TCS45961	ES71028
0	0	VSS0594R/ VSS0652R	-	MS932051	MS963441	SS710411	0	0	OS30743R	TCS46022	-	BS40186	-	ES711291
26286PT	26284PT	VSS0625R	-	MS96574	MS96532	SS72914	0	0	OS30750R	TCS46169	-	BS40684	-	ES72200
0	0	VSS0419R	MS95462	MS953921	MS95480	SS72844	0	0	OS34409R	TCS45999	-	BS40651	-	ES710381
0	0	VSS0594R/ VSS0652R	-	MS932051	MS963441	SS710411	0	0	OS30743R	TCS46022	-	BS40186	-	ES711291
0	0	VSS0420R	-	MS95315	MCH63900E	SS72835	0	0	OS34503R	-	-	BS40181	-	ES71038
0	0	VSS0577R	-	MS93205	MS93217	SS71041	0	0	OS30709R	TCS46022	-	BS40186	-	ES71129
0	0	PCH85200	MS95462	MS95392	MCH85200E	SS72844	0	0	OS34408R	TCS45949	-	BS40181	-	ES710381
0	0	VSS0419R	MS95462	MS953921	MS95480	SS72844	0	0	OS34409R	TCS45999	-	BS40651	-	ES710381
0	0	PCH85200	MS95462	MS95392	MCH85200E	SS72844	0	0	OS34408R	TCS45949	-	BS40181	-	ES710381
26286PT	26284PT	VSS0625R	-	MS96574	MS96532	SS72914	0	0	OS30750R	TCS46169	-	BS40684	-	ES72200
0	0	VSS0419R	MS95462	MS953921	MS95480	SS72844	0	0	OS34409R	TCS45999	-	BS40651	-	ES710381
0	0	VSS0419R	MS95462	MS953921	MS95480	SS72844	0	0	OS34409R	TCS45999	-	BS40651	-	ES710381
26286PT	26284PT	VSS0625R	-	MS96574	MS96532	SS72914	0	0	OS30750R	TCS46169	-	BS40684	-	ES72200
0	0	-	-	MS94377	MCH8360E	0	VCH83601A	☒	ACH83601	-	-	BS40651	-	-
0	0	VSS0419R	MS95462	MS953921	MS95480	SS72844	0	0	OS34409R	TCS45999	-	BS40651	-	ES710381
26286PT	26284PT	VSS0625R	-	MS96574	MS96532	SS72914	0	0	OS30750R	TCS46169	-	BS40684	-	ES72200
0	0	PCH85200	MS95462	MS95392	MCH85200E	SS72844	0	0	OS34408R	TCS45949	-	BS40181	-	ES710381
0	0	PCH85200	-	MS95392	MCH85200E	SS72844	0	0	ACH83601	-	-	-	-	-
0	0	VSS0419R	MS95462	MS953921	MS95480	SS72844	0	0	OS34409R	TCS45999	-	BS40651	-	ES710381
0	0	VSS0173R	MS93796	MS93795	MS93797	SS70710	0	0	OS30570T	-	TCS45750	BS40627	TCS45483	ES72859
0	0	VSS0173R	MS93796	MS93795	MS93797	SS70710	0	0	OS30570T	-	TCS45750	BS40627	TCS45483	ES72859
0	0	VSS0026R1	-	MS937953	MS93797	VCH6181	0	0	OS30570C	-	-	BS40562	TCS45483	-
0	0	VSS0026R1	-	MS937953	MS93797	VCH6181	0	0	OS30570C	-	-	BS40562	TCS45483	-
0	0	PCH420004	-	MS956602	MS92846	SS72871	0	0	OS30673R	-	TCS45962	BS40627	TCS45961	ES72157
0	0	VSS0457R	-	MS90708	MS95674	-	-	-	OS30673R	-	-	-	-	-

☒ Número Obsoleto - No Disponible 0 No Aplica / No Requiere



ARMADORA	AÑOS	DESPLAZ.	PCD	CILIN-DROS	VALV.	ÁRBOL DE LEVAS	HP	VIN	JUEGO COMPLETO	MEDIO JUEGO SUPERIOR	MEDIO JUEGO INFERIOR	CABEZA
<b>DODGE Cont...</b>												
STRATUS	2001-2001	2.4 LTS.	146	4LT	16	DOHC	151	X	JCH424002	-	-	-
STRATUS	2002-2002	2.4 LTS.	146	4LT	16	DOHC	152	X	JCH424002	-	-	-
STRATUS	2003-2003	2.4 LTS.	146	4LT	16	DOHC	153	X	JCH424002	-	-	-
STRATUS	2002-2006	2.4 LTS.	146	4LT	16	DOHC	215-225	G, S	FSHS26202PT	HS26202PT	CS26202	26202PT
STRATUS	2001-2005	2.4 LTS.	146	4LT	16	DOHC	215-225	X	FSHS26172PT	HS26172PT	CS26172	26172PT
STRATUS	2005-2006	2.4 LTS.	146	4LT	16	DOHC	215-225	X	FSHS26202PT1	HS26202PT1	CS9924	26202PT
STRATUS	2002-2004	2.4 LTS.	146	4LT	16	DOHC	215-225	X	FSHS26206PT	HS26206PT	CS9924	26206PT
STRATUS	1998-2000	2.5 LTS.	153	6VT	24	SOHC	164	H	JCH62500	HS9158PT	CS9037	9037PT
STRATUS	2001-2005	3.0 LTS.	183	6V	16	DOHC	-	H	FSHS9537PT	HS9537PT	CS9537	9537PT
W250	1992-1993	5.2 LTS.	317	8V	-	-	-	-	JCH85200	HS26179PT1	CS9898	CCH85200
<b>FIAT</b>												
DUCATO JTD	2006-2010	2.3 LTS.	140	4LT	16	-	-	F1AE0481 (AA, BA, BB, C)	JFIDD42300	HSFIDD42300	CS-FIDD42300	-
DUCATO JTD	2006-2010	3.0 LTS.	183	4LT	16	-	-	FC1E0481D	JFIDD63000	HSFIDD63000	CS-FIDD63000	-
PALIO	2004-2006	1.6 LTS.	98	4LT	16	DOHC	103	182B6.000	JFIP41600	-	-	CFIP41600
PALIO ADVENTURE	2004-2006	1.6 LTS.	98	4LT	16	DOHC	103	182B6.000	JFIP41600	-	-	CFIP41600
<b>FORD</b>												
AEROSTAR	1986-1986	2.8 LTS.	171	6V	-	-	-	-	FS9132PT1	HS9132PT1	-	ø
AEROSTAR	1986-1993	3.0 LTS.	183	6V	12	OHV	135	U	JFO61831	SFO61831	-	ø
AEROSTAR	1996-1997	3.0 LTS.	183	6V	-	-	-	-	FSHS9902PT3	HS9902PT3	CS93682	ø
AEROSTAR	1997-1997	4.0 LTS.	244	6V	12	OHV	155	X	FSHS9081PT1	HS9081PT1	CS97241	ø
AEROSTAR	1994-1996	4.0 LTS.	244	6V	12	OHV	155	X	JFO64000	-	-	-
B-200	1977-1991	5.0 LTS.	302	8V	16	-	-	-	JFO83022	-	-	CFO8302
B-200	1977-1984	5.8 LTS.	354	8V	16	-	-	-	JFO83511	-	-	CFO8302
B-200	1985-1986	5.8 LTS.	354	8V	16	-	-	-	JFO83512	☒	-	CFO8302
B-200	1987-1991	5.8 LTS.	354	8V	16	-	-	-	JFO83513	☒	-	CFO8302
B-600	1977-1984	5.0 LTS.	302	8V	16	-	-	-	JFO83021	-	-	CFO8302
B-600	1985-1991	5.0 LTS.	302	8V	16	-	-	-	JFO83022	-	-	CFO8302
B-600	1977-1984	5.8 LTS.	354	8V	16	-	-	-	JFO83511	-	-	CFO8302
B-600	1985-1986	5.8 LTS.	354	8V	16	-	-	-	JFO83512	☒	-	CFO8302
B-600	1987-1991	5.8 LTS.	354	8V	16	-	-	-	JFO83513	☒	-	CFO8302
BRONCO	1973-1974	3.3 LTS.	201	6V	-	-	-	-	FS7916PT2	HS7916PT2	CS85484	7916PT1
BRONCO	1987-1988	4.9 LTS.	299	8V	12	-	-	-	JFO6300	☒	-	CFO6240
BRONCO	1981-1982	4.9 LTS.	299	8V	12	-	-	E	JFO6240	☒	-	CFO6240
BRONCO	1983-1986	4.9 LTS.	299	8V	12	-	-	Y	JFO6240	☒	-	CFO6240
BRONCO	1980-1984	4.9 LTS.	299	8V	-	-	-	-	FS8168PT2	HS8168PT3	CS8168	8168PT
BRONCO	1986-1992	5.0 LTS.	302	8V	16	-	-	-	JFO83022	-	-	CFO8302
BRONCO	1987-1994	5.8 LTS.	354	8V	16	-	-	-	JFO83513	☒	-	CFO8302
BRONCO II	1984-1985	2.8 LTS.	171	6V	-	-	-	-	FS9132PT1	HS9132PT1	-	ø
CAMIONETAS	1977-1984	5.8 LTS.	354	8V	16	-	-	-	JFO83511	-	-	CFO8302
CAMIONETAS	1985-1986	5.8 LTS.	354	8V	16	-	-	-	JFO83512	☒	-	CFO8302
CAMIONETAS	1987-1992	5.8 LTS.	354	8V	16	-	-	-	JFO83513	☒	-	CFO8302
CLUB WAGON	1963-1967	3.3 LTS.	201	6V	-	-	-	-	FS7916PT2	HS7916PT2	CS85484	7916PT1
CLUB WAGON	1995-1995	5.0 LTS.	302	8V	16	OHV	205	N	JFO83023	☒	-	CFO8302
CLUB WAGON E-150	1995-1995	4.2 LTS.	256	6L	12	OHV	200	2	JFO638008	-	-	ø
CLUB WAGON E-150	1997-1997	4.2 LTS.	256	6V	12	OHV	200	2	JFO638008	-	-	ø
CLUB WAGON E-150	2004-2005	4.6 LTS.	281	8V	12	OHV	210	-	FSHS9792PT9	HS9792PT9	CS97904	ø
CLUB WAGON E-150	1995-1995	4.9 LTS.	299	6L	12	OHV	-	Y	JFO63001	-	-	CFO6240
CLUB WAGON E-150	1983-1987	5.0 LTS.	302	8V	-	-	-	-	FS8548PT14	HS8548PT11	CS85482	8548PT2
CLUB WAGON E-150	1976-1979	7.5 LTS.	458	8V	-	-	-	-	FS8265PT3	HS8265PT1	CS82651	8265PT1
CLUB WAGON E-150,E-250	1995-1996	5.8 LTS.	354	8V	16	OHV	-	H	JFO83513	☒	-	CFO8302
CLUB WAGON E-250	1998-1999	4.2 LTS.	256	6V	12	OHV	200	2	JFO638008	-	-	ø
CLUB WAGON E-250	1998-1998	5.4 LTS.	330	8V	16	OHV	235-255	L	JFO85400	-	-	ø
CLUB WAGON E-250	1999-1999	5.4 LTS.	330	8V	16	OHV	235-255	L	JFO854001	-	-	ø

CABEZA DER.	CABEZA IZQ.	TAPA DE PUNTERÍAS	MÚLTIPLE PLENO	MÚLTIPLE ADMISIÓN	MÚLTIPLE ESCAPE	SELLOS DE VÁLVULAS	SELLOS DE VÁLVULA ADMISIÓN	SELLOS DE VÁLVULAS ESCAPE	CARTER	KIT TAPA DE DISTRI.	RETEN DE CIGÜEÑAL DELANTERO	RETEN DE CIGÜEÑAL TRASERO	RETEN ÁRBOL DE LEVAS	TORNILLOS DE CULATA
-	-	-	-	-	-	-	-	-	-	-	-	-	-	-
-	-	-	-	-	-	-	-	-	-	-	-	-	-	-
0	0	V50459R	-	MS96198	MS92846	SS72871	0	0	OS30728R	TCS45962	-	BS40182	TCS45961	ES71028
0	0	V50562R	-	MS96075	MS95470	SS70660	0	0	OS30715	-	-	-	TCS45483	-
0	0	V50518R	-	MS92888	MS92846	SS72871	0	0	OS30676R	TCS45962	-	BS40182	-	ES71028
0	0	V50518R	-	MS92888	MS95692	SS72871	0	0	OS30676R	TCS45962	-	BS40182	-	ES71028
0	0	V50461R	MS95708	MS95709	MS95711	SS70795	0	0	OS30707	DCH62500	TCS45965	BS40627	TCS45483	ES72859
0	0	V50461R	MS95708	MS95709	MS95711	SS70795	0	0	OS30707	-	TCS45965	BS40660	TCS45483	ES72859
0	0	PCH85200	MS95462	MS95392	MCH85200E	SS72844	0	0	OS34408R	TCS45949	-	BS40181	-	ES710381
-	-	PFIDD42300	-	MFIDD42300A	MFIDD42300E	VFIDD42300	0	0	AFIDD42300	-	-	-	-	TFIDD42300
-	-	PFIDD63000	-	MFIDD63000A	MFIDD63000E	-	-	-	AFIDD63000	-	-	-	-	-
0	0	PFIP41600	-	MFIP41600A	MFIP41600E	-	-	-	-	-	-	-	-	HBFIP41600
0	0	PFIP41600	-	MFIP41600A	MFIP41600E	-	-	-	-	-	-	-	-	HBFIP41600
9132PT	9136PT	V50115R	-	MS91886/MS94673	MS91887	SS72686	0	0	OS30271C	TCS45290/ TCS45586	-	-	-	-
CF06183D	CF06183I	PF06183	MS93491	-	-	MS93491	0	0	MS93491	MS93491	-	RF04116	-	-
9903PT	9902PT	V50374R	MS93491	MS95372	MS95939	SS70819	0	0	OS30717R/ OS30620R	TCS45973/ TCS45771	-	BS40646/ BS40158	-	ES72136
544SD	545SD	V50368T	MS90732	MS90728	MS95960	SS72686	0	0	OS34309R	TCS45291	-	BS40647	-	ES72794
0	0	PF08302R	-	MF08302A	MF08302E	0	VF08302A	SS70070	OS34508R	-	-	RF08302	-	-
0	0	PF08302C	-	MF08302A	MF08302E	0	VF08302A	-	AF08351	-	-	RF08351	-	-
0	0	PF08302C	-	MF08351A	MF08302E	0	VF08302A	-	AF08351	-	-	-	-	-
0	0	V50029C	-	MF08351A	MS93491	0	VF08351A	VF08351E	OS30616R	-	-	RF08351	-	-
0	0	PF08302R	-	MF08302A	MF08302E	0	VF08302A	SS70070	AF08302	-	-	RF08302	-	-
0	0	PF08302R	-	MF08302A	MF08302E	0	VF08302A	SS70070	OS34508R	-	-	RF08302	-	-
0	0	PF08302C	-	MF08302A	MF08302E	0	VF08302A	-	AF08351	-	-	RF08351	-	-
0	0	PF08302C	-	MF08351A	MF08302E	0	VF08302A	-	AF08351	-	-	-	-	-
0	0	V50029C	-	MF08351A	MS93491	0	VF08351A	VF08351E	OS30616R	-	-	RF08351	-	-
0	0	V512692	0	-	MS97891	SS72616	0	0	OS12701C	-	-	BS30135	-	-
0	0	PF06240	-	MS93837	-	MS93837	0	0	OS13811C	-	-	-	-	-
0	0	PF06240	-	MF06240	-	MS93837	0	0	OS13811C	TCS45044	-	-	-	-
0	0	PF06240	-	MF06240	-	MS93837	0	0	OS13811C	TCS45044	-	-	-	-
0	0	V50033C1/ PS13809C	-	-	-	SS13807	0	0	OS13811C	TCS45278	-	BS40645	-	-
0	0	PF08302R	-	MF08302A	MF08302E	0	VF08302A	SS70070	OS34508R	-	-	RF08302	-	-
0	0	V50029C	-	MF08351A	MS93491	0	VF08351A	VF08351E	OS30616R	-	-	RF08351	-	-
9132PT	9136PT	V50115R	-	MS91886/MS94673	MS91887	SS72686	0	0	OS30271C	TCS45290/ TCS45586	-	-	-	-
0	0	PF08302C	-	MF08302A	MF08302E	0	VF08302A	-	AF08351	-	-	RF08351	-	-
0	0	PF08302C	-	MF08351A	MF08302E	0	VF08302A	-	AF08351	-	-	-	-	-
0	0	V50029C	-	MF08351A	MS93491	0	VF08351A	VF08351E	OS30616R	-	-	RF08351	-	-
0	0	V512692	0	-	MS97891	SS72616	0	0	OS12701C	-	-	BS30135	-	-
0	0	PF08302C	MF08302P	MF08302A	MF08302E	0	VF08351A	VF08351E	-	-	-	-	-	-
9253PT	9250PT	V50441R1	MS95981	MF0638001A	MS95968	SS708641	0	0	OS30625R	-	-	-	-	-
9253PT	9250PT	V50441R1	MS95981	MF0638001A	MS95968	SS708641	0	0	OS30625R	-	-	-	-	-
9790PT2	9792PT2	V50564R	MS92614	MS962811	MS92568	SS72891	0	0	OS30725R	TCS458691	TCS46114	BS40644	-	ES71328
0	0	V50028R	-	MS93837	-	-	-	-	AF06300	-	-	-	-	-
0	0	V513264T	MS93834	MS94951	MS90000	SS70070	0	0	OS13260T	TCS45449/ TCS45450	-	BS40644	-	-
0	0	V50044C/ V50044R	-	-	MS90291	SS13364	0	0	OS30408C	TCS45024/ TCS45129	-	BS40654	-	-
0	0	V50029C	-	MF08351A	MS93491	0	VF08351A	VF08351E	OS30616R	-	-	RF08351	-	-
9253PT	9250PT	V50441R1	MS95981	MF0638001A	MS95968	SS708641	0	0	OS30625R	-	-	-	-	-
9790PT2	9792PT2	V50481R	-	MF0854001A	MS92568	SS72891	0	0	OS30725R	-	-	-	-	-
9790PT2	9792PT2	V50481R	-	MF0854001A	MS92568	SS72891	0	0	OS30725R	-	-	-	-	-

☒ Número Obsoleto - No Disponible 0 No Aplica / No Requiere

ARMADORA	AÑOS	DESPLAZ.	PCD	CILIN-DROS	VALV.	ÁRBOL DE LEVAS	HP	VIN	JUEGO COMPLETO	MEDIO JUEGO SUPERIOR	MEDIO JUEGO INFERIOR	CABEZA
<b>FORD Cont...</b>												
CLUB WAGON E-250	1975-1985	7.5 LTS.	458	8V	-	-	-	-	FS8265PT3	HS8265PT1	CS82651	8265PT1
CLUB WAGON E-350	1977-1984	4.9 LTS.	299	6L	12	OHV	-	-	FS8168PT2	HS8168PT3	CS8168	8168PT
CLUB WAGON E-350	2004-2005	6.0 LTS.	366	8V	-	OHV	-	-	FSHSU26374	HSU26374	CS26374	26374PT
CLUB WAGON E-350	1997-2002	6.8 LTS.	415	10V	20	SOHC	275	S	JFO106800	HS26162PT	CS261622	ø
CLUB WAGON E-350	2003-2005	6.8 LTS.	415	10V	20	SOHC	275	S	JFO1068001	HS26304PT	CS261622	ø
CLUB WAGON E-350	1977-1985	7.5 LTS.	458	8V	-	-	-	-	FS8265PT3	HS8265PT1	CS82651	8265PT1
COMERCIALES	1985-1990	5.0 LTS.	302	8V	16	-	-	-	JFO83022	-	-	CFO8302
COMERCIALES	1991-1991	5.0 LTS.	302	8V	16	-	-	-	JFO83023	☒	-	CFO8302
COMERCIALES	1977-1984	5.8 LTS.	354	8V	16	-	-	-	JFO83511	-	-	CFO8302
COMERCIALES	1985-1985	5.8 LTS.	354	8V	16	-	-	-	JFO83512	☒	-	CFO8302
COMERCIALES	1987-1992	5.8 LTS.	354	8V	16	-	-	-	JFO83513	☒	-	CFO8302
CONTOUR	1996-1999	2.0 LTS.	122	4LT	16	DOHC	125	3, Z	JFO420001	-	-	-
CONTOUR	1996-2000	2.5 LTS.	153	6VT	24	DOHC	170	L	JFO62500	-	-	ø
COUGAR	1988-1989	3.8 LTS.	232	6V	-	-	-	-	JFO63800	-	-	9642PT1
COURIER	1972-1980	1.8 LTS.	110	4LT	8	-	-	VB	JFO4110	☒	☒	8502PT
COURIER PICK UP	2001-2006	1.6 LTS.	98	4LT	8	SOHC	92	CCA	JFO416001	-	-	CFO416001
COURIER PICK UP	2007-2011	1.6 LTS.	98	4LT	8	SOHC	90-95	CCA	JFO416001	-	-	CFO416001
CROWN VICTORIA	1992-1999	4.6 LTS.	281	8V	-	-	-	W	JFO8280	-	-	ø
CROWN VICTORIA	1997-1998	4.6 LTS.	281	8V	-	SOHC	-	W	JFO8280	-	-	ø
CUSTOM 500	1971-1972	5.8 LTS.	354	8V	-	-	-	H (CLE)	JFO8400	-	-	CFO8400
E-100	1977-1984	5.0 LTS.	302	8V	16	-	-	-	JFO83021	-	-	CFO8302
E-100	1985-1991	5.0 LTS.	302	8V	16	-	-	-	JFO83022	-	-	CFO8302
E-100	1983-1983	5.0 LTS.	302	8V	-	-	-	-	FS8548PT14	HS8548PT11	CS85482	8548PT2
E-100	1988-1993	5.8 LTS.	354	8V	16	-	-	-	JFO83513	☒	-	CFO8302
E-150	2004-2008	4.6 LTS.	281	8V	16	OHV	-	-	FSHS9792PT9	HS9792PT9	CS97904	ø
E-150	1988-1993	5.8 LTS.	354	8V	16	-	-	-	JFO83513	☒	-	CFO8302
E-250	2004-2008	4.6 LTS.	281	8V	16	OHV	-	-	FSHS9792PT9	HS9792PT9	CS97904	ø
E-250	1983-1987	6.9 LTS.	421	8V	-	-	-	1	JFO8420	-	-	-
E-300	1977-1984	5.0 LTS.	302	8V	16	-	-	-	JFO83021	-	-	CFO8302
E-300	1985-1991	5.0 LTS.	302	8V	16	-	-	-	JFO83022	-	-	CFO8302
E-300	1977-1984	5.8 LTS.	354	8V	16	-	-	-	JFO83511	-	-	CFO8302
E-300	1985-1986	5.8 LTS.	354	8V	16	-	-	-	JFO83512	☒	-	CFO8302
E-300	1987-1991	5.8 LTS.	354	8V	16	-	-	-	JFO83513	☒	-	CFO8302
E-350 SUPER DUTY	2004-2010	6.0 LTS.	366	8V	-	OHV	-	-	FSHSU26374	HSU26374	CS26374	26374PT
E-350 SUPER DUTY	2004-2012	6.8 LTS.	415	8V	-	OHV	-	-	JFO1068001	HS26304PT	CS261622	ø
E-450 SUPER DUTY	2004-2010	6.0 LTS.	366	8V	-	OHV	-	-	FSHSU26374	HSU26374	CS26374	26374PT
E-450 SUPER DUTY	2000-2002	6.8 LTS.	415	10V	20	SOHC	310	S	JFO106800	HS26162PT	CS261622	ø
E-450 SUPER DUTY	2003-2012	6.8 LTS.	415	10V	20	SOHC	310	S	JFO1068001	HS26304PT	CS261622	ø
ECONOLINE	1997-1997	4.2 LTS.	256	6V	12	OHV	205	2	JFO638008	-	-	ø
ECONOLINE E-100	1968-1974	3.9 LTS.	238	8V	12	-	-	A	JFO6240	☒	-	CFO6240
ECONOLINE E-100	1975-1983	4.9 LTS.	299	6L	12	OHV	-	-	FS8168PT2	HS8168PT3	CS8168	8168PT
ECONOLINE E-100	1982-1982	4.9 LTS.	299	8V	12	-	-	9, E	JFO6240	☒	-	CFO6240
ECONOLINE E-100	1974-1979	4.9 LTS.	299	8V	12	-	-	B	JFO6240	☒	-	CFO6240
ECONOLINE E-100	1978-1978	4.9 LTS.	299	8V	12	-	-	B, K	JFO6240	☒	-	CFO6240
ECONOLINE E-100	1980-1981	4.9 LTS.	299	8V	12	-	-	E	JFO6240	☒	-	CFO6240
ECONOLINE E-100	1983-1983	4.9 LTS.	299	8V	12	-	-	Y	JFO6240	☒	-	CFO6240
ECONOLINE E-150	1995-1996	4.9 LTS.	299	6L	12	OHV	145	Y	JFO63001	-	-	CFO6240
ECONOLINE E-150	1975-1984	4.9 LTS.	299	6L	12	OHV	-	-	FS8168PT2	HS8168PT3	CS8168	8168PT
ECONOLINE E-150	1982-1982	4.9 LTS.	299	8V	12	-	-	9, E	JFO6240	☒	-	CFO6240
ECONOLINE E-150	1983-1984	4.9 LTS.	299	8V	12	-	-	9, Y	JFO6240	☒	-	CFO6240
ECONOLINE E-150	1975-1979	4.9 LTS.	299	8V	12	-	-	B	JFO6240	☒	-	CFO6240
ECONOLINE E-150	1978-1978	4.9 LTS.	299	8V	12	-	-	B, K	JFO6240	☒	-	CFO6240
ECONOLINE E-150	1980-1981	4.9 LTS.	299	8V	12	-	-	E	JFO6240	☒	-	CFO6240
ECONOLINE E-150	1983-1987	5.0 LTS.	302	8V	-	-	-	-	FS8548PT14	HS8548PT11	CS85482	8548PT2



CABEZA DER.	CABEZA IZQ.	TAPA DE PUNTERÍAS	MÚLTIPLE PLENO	MÚLTIPLE ADMISIÓN	MÚLTIPLE ESCAPE	SELLOS DE VÁLVULAS	SELLOS DE VÁLVULA ADMISIÓN	SELLOS DE VÁLVULAS ESCAPE	CARTER	KIT TAPA DE DISTRI.	RETEN DE CIGÜEÑAL DELANTERO	RETEN DE CIGÜEÑAL TRASERO	RETEN ÁRBOL DE LEVAS	TORNILLOS DE CULATA
0	0	VSS0044C/ VSS0044R	-	-	MS90291	SS13364	0	0	OS30408C	TCS45024/ TCS45129	-	BS40654	-	-
0	0	VSS0033C1/ PS13809C	-	-	-	SS13807	0	0	OS13811C	TCS45278	-	BS40645	-	-
0	0	VSS0695R/ VSS0691R	-	MS96792	MS96833	SS71264	0	0	OS30773R/ OS30774R	TCS46106	-	BS40700	-	ES72229
26305PT	26304PT	VSS0547R	MS94025	MS940111	MS941081	SS728911	0	0	OS30710R	TCS459821	TCS46117	BS40644	-	ES727981
26305PT	26304PT	VSS0547R	MS940951	MS940141	MS941081	SS728911	0	0	OS30710R	TCS459821	TCS46117	BS40644	-	ES727981
0	0	VSS0044C/ VSS0044R	-	-	MS90291	SS13364	0	0	OS30408C	TCS45024/ TCS45129	-	BS40654	-	-
0	0	PF08302R	-	MF08302A	MF08302E	0	VFO8302A	SS70070	OS34508R	-	-	RF08302	-	-
0	0	PF08302C	MF08302P	MF08302A	MF08302E	0	VFO8351A	VFO8351E	-	-	-	-	-	-
0	0	PF08302C	-	MF08302A	MF08302E	0	VFO8302A	-	AF08351	-	-	RF08351	-	-
0	0	PF08302C	-	MF08351A	MF08302E	0	VFO8302A	-	AF08351	-	-	-	-	-
0	0	VSS0029C	-	MF08351A	☒	0	VFO8351A	VFO8351E	OS30616R	-	-	RF08351	-	-
0	0	-	-	-	-	-	-	-	-	-	-	-	-	-
9038PT	9039PT	VSS0462R	-	MS95726	☒	☒	0	0	AF062500	TCS45966	-	-	-	-
0	0	VSS0321R	-	MF062302A	MF06230E	VFO62302	0	0	OS34002C	-	-	-	-	-
0	0	☒	-	MMA41600A	-	☒	0	0	☒	☒	-	BS40126	-	-
0	0	-	-	-	-	-	-	-	-	-	-	-	-	-
0	0	-	-	-	-	-	-	-	-	-	-	-	-	-
9790PT2	9792PT2	VSS0377R	-	MS94801	MF08280E	SS72891	0	0	OS30725R	-	-	-	-	-
9790PT2	9792PT2	VSS0377R	-	MS94801	MF08280E	SS72891	0	0	OS30725R	-	-	-	-	-
0	0	PF08400	-	-	MS90526	☒	0	0	AF08400	TCS45061	-	RF08351	-	-
0	0	PF08302R	-	MF08302A	MF08302E	0	VFO8302A	SS70070	AF08302	-	-	RF08302	-	-
0	0	PF08302R	-	MF08302A	MF08302E	0	VFO8302A	SS70070	OS34508R	-	-	RF08302	-	-
0	0	VS13264T	MS93834	MS94951	MS90000	SS70070	0	0	OS13260T	TCS45449/ TCS45450	-	BS40644	-	-
0	0	VSS0029C	-	MF08351A	☒	0	VFO8351A	VFO8351E	OS30616R	-	-	RF08351	-	-
9790PT2	9792PT2	VSS0564R	MS92614	MS962811	MS92568	SS72891	0	0	OS30725R	TCS458691	TCS46114	BS40644	-	ES71328
0	0	VSS0029C	-	MF08351A	☒	0	VFO8351A	VFO8351E	OS30616R	-	-	RF08351	-	-
9790PT2	9792PT2	VSS0564R	MS92614	MS962811	MS92568	SS72891	0	0	OS30725R	TCS458691	TCS46114	BS40644	-	ES71328
0	0	-	-	-	-	-	-	-	-	-	-	-	-	-
0	0	PF08302R	-	MF08302A	MF08302E	0	VFO8302A	SS70070	AF08302	-	-	RF08302	-	-
0	0	PF08302R	-	MF08302A	MF08302E	0	VFO8302A	SS70070	OS34508R	-	-	RF08302	-	-
0	0	PF08302C	-	MF08302A	MF08302E	0	VFO8302A	-	AF08351	-	-	RF08351	-	-
0	0	PF08302C	-	MF08351A	MF08302E	0	VFO8302A	-	AF08351	-	-	-	-	-
0	0	VSS0029C	-	MF08351A	☒	0	VFO8351A	VFO8351E	OS30616R	-	-	RF08351	-	-
0	0	VSS0695R/ VSS0691R	-	MS96792	MS96833	SS71264	0	0	OS30773R/ OS30774R	TCS46106	-	BS40700	-	ES72229
26305PT	26304PT	VSS0547R	MS940951	MS940141	MS941081	SS728911	0	0	OS30710R	TCS459821	TCS46117	BS40644	-	ES727981
0	0	VSS0695R/ VSS0691R	-	MS96792	MS96833	SS71264	0	0	OS30773R/ OS30774R	TCS46106	-	BS40700	-	ES72229
26305PT	26304PT	VSS0547R	MS94025	MS940111	MS941081	SS728911	0	0	OS30710R	TCS459821	TCS46117	BS40644	-	ES727981
26305PT	26304PT	VSS0547R	MS940951	MS940141	MS941081	SS728911	0	0	OS30710R	TCS459821	TCS46117	BS40644	-	ES727981
9253PT	9250PT	VSS0441R1	MS95981	MF0638001A	MS95968	SS708641	0	0	OS30625R	-	-	-	-	-
0	0	PF06240	-	MF06240	-	☒	0	0	OS13811C	TCS45044	-	-	-	-
0	0	VSS0033C1/ PS13809C	-	-	-	SS13807	0	0	OS13811C	TCS45278	-	BS40645	-	-
0	0	PF06240	-	MF06240	-	☒	0	0	OS13811C	TCS45044	-	-	-	-
0	0	PF06240	-	MF06240	-	☒	0	0	OS13811C	TCS45044	-	-	-	-
0	0	PF06240	-	MF06240	-	☒	0	0	OS13811C	TCS45044	-	-	-	-
0	0	PF06240	-	MF06240	-	☒	0	0	OS13811C	TCS45044	-	-	-	-
0	0	PF06240	-	MF06240	-	☒	0	0	OS13811C	TCS45044	-	-	-	-
0	0	VSS0028R	-	MS93837	-	-	-	-	AF06300	-	-	-	-	-
0	0	VSS0033C1/ PS13809C	-	-	-	SS13807	0	0	OS13811C	TCS45278	-	BS40645	-	-
0	0	PF06240	-	MF06240	-	☒	0	0	OS13811C	TCS45044	-	-	-	-
0	0	PF06240	-	MF06240	-	☒	0	0	OS13811C	TCS45044	-	-	-	-
0	0	PF06240	-	MF06240	-	☒	0	0	OS13811C	TCS45044	-	-	-	-
0	0	PF06240	-	MF06240	-	☒	0	0	OS13811C	TCS45044	-	-	-	-
0	0	PF06240	-	MF06240	-	☒	0	0	OS13811C	TCS45044	-	-	-	-
0	0	VS13264T	MS93834	MS94951	MS90000	SS70070	0	0	OS13260T	TCS45449/ TCS45450	-	BS40644	-	-

☒ Número Obsoleto - No Disponible 0 No Aplica / No Requiere

ARMADORA	AÑOS	DESPLAZ.	PCD	CILIN-DROS	VALV.	ÁRBOL DE LEVAS	HP	VIN	JUEGO COMPLETO	MEDIO JUEGO SUPERIOR	MEDIO JUEGO INFERIOR	CABEZA
<b>FORD Cont...</b>												
ECONOLINE E-150	1984-1984	6.9 LTS.	421	8V	-	-	-	1	JFO8420	-	-	-
ECONOLINE E-150	1976-1980	7.5 LTS.	458	8V	-	-	-	-	FS8265PT3	HS8265PT1	CS82651	8265PT1
ECONOLINE E-200	1968-1974	3.9 LTS.	238	8V	12	-	-	A	JFO6240	☒	-	CFO6240
ECONOLINE E-250	1975-1984	4.9 LTS.	299	6L	12	OHV	-	-	FS8168PT2	HS8168PT3	CS8168	8168PT
ECONOLINE E-250	1982-1982	4.9 LTS.	299	8V	12	-	-	9, E	JFO6240	☒	-	CFO6240
ECONOLINE E-250	1983-1984	4.9 LTS.	299	8V	12	-	-	9, Y	JFO6240	☒	-	CFO6240
ECONOLINE E-250	1975-1979	4.9 LTS.	299	8V	12	-	-	B	JFO6240	☒	-	CFO6240
ECONOLINE E-250	1978-1978	4.9 LTS.	299	8V	12	-	-	B, K	JFO6240	☒	-	CFO6240
ECONOLINE E-250	1980-1981	4.9 LTS.	299	8V	12	-	-	E	JFO6240	☒	-	CFO6240
ECONOLINE E-250	1983-1987	5.0 LTS.	302	8V	-	-	-	-	FS8548PT14	HS8548PT11	CS85482	8548PT2
ECONOLINE E-250	1975-1980	7.5 LTS.	458	8V	-	-	-	-	FS8265PT3	HS8265PT1	CS82651	8265PT1
ECONOLINE E-300	1968-1974	3.9 LTS.	238	8V	12	-	-	A	JFO6240	☒	-	CFO6240
ECONOLINE E-300	1974-1974	4.9 LTS.	299	8V	12	-	-	B	JFO6240	☒	-	CFO6240
ECONOLINE E-350	1975-1984	4.9 LTS.	299	6L	12	OHV	-	-	FS8168PT2	HS8168PT3	CS8168	8168PT
ECONOLINE E-350	1983-1984	4.9 LTS.	299	8V	12	-	-	9, Y	JFO6240	☒	-	CFO6240
ECONOLINE E-350	1975-1977	4.9 LTS.	299	8V	12	-	-	B	JFO6240	☒	-	CFO6240
ECONOLINE E-350	1980-1981	4.9 LTS.	299	8V	12	-	-	E	JFO6240	☒	-	CFO6240
ECONOLINE E-350	1982-1982	4.9 LTS.	299	8V	12	-	-	E, B	JFO6240	☒	-	CFO6240
ECONOLINE E-350	1978-1979	4.9 LTS.	299	8V	12	-	-	K, B	JFO6240	☒	-	CFO6240
ECONOLINE E-350	1985-1985	4.9 LTS.	299	8V	12	-	-	Y	JFO6240	☒	-	CFO6240
ECONOLINE E-350	1997-2002	6.8 LTS.	415	10V	20	SOHC	310	S	JFO106800	HS26162PT	CS261622	ø
ECONOLINE E-350	1983-1987	6.9 LTS.	421	8V	-	-	-	1	JFO8420	-	-	-
ECONOLINE E-350	1975-1985	7.5 LTS.	458	8V	-	-	-	-	FS8265PT3	HS8265PT1	CS82651	8265PT1
ECONOLINE VAN E-150	1998-2003	4.2 LTS.	256	6V	12	OHV	205	2	JFO638008	-	-	ø
ECONOLINE VAN E-150	1999-1999	4.6 LTS.	281	8V	12	OHV	210	W	FSHS9790PT8	HS9790PT8	CS97905	9792PT2
ECONOLINE VAN E-350	1999-2000	5.4 LTS.	330	8V	16	SOHC	235	L	JFO854001	-	-	ø
ECONOLINE VAN E-350	2001-2004	5.4 LTS.	330	8V	16	SOHC	235	L	JFO854002	-	-	ø
ECONOLINE WAGON	1999-2004	4.2 LTS.	256	6V	12	-	205	2	JFO638008	-	-	ø
ECONOLINE WAGON E-350	1999-2000	5.4 LTS.	330	8V	16	SOHC	235	L	JFO854001	-	-	ø
ECONOLINE WAGON E-350	2001-2004	5.4 LTS.	330	8V	16	SOHC	235	L	JFO854002	-	-	ø
ECOSPORT DURATEC	2004-2012	2.0 LTS.	122	4LT	16	DOHC	145	FPJA	JFO420ECO	-	-	-
ESCAPE	2005-2006	3.0 LTS.	183	6V	24	DOHC	200	1	FSHS26233PT	HS26233PT	CS90382	ø
ESCORT	1981-1985	1.6 LTS.	98	4LT	8	DOHC	-	4	JFO41600	HS9118PT	-	9309PT2
ESCORT	1991-1996	1.9 LTS.	116	4LT	8	SOHC	88	J	JFO41900	HS9309PT1	CS93092	9309PT2
ESCORT GT	1994-1995	1.8 LTS.	110	4LT	16	DOHC	127	8	JFO41800	HS9717PT1	CS96961	☒
ESCORT LX VAGONETA	1997-1999	2.0 LTS.	122	4LT	8	SOHC	110	P	JFO420002	-	-	-
EXCURSION	2003-2005	6.0 LTS.	366	8V	-	OHV	-	-	FSHSU26374	HSU26374	CS26374	26374PT
EXCURSION (TRITON)	2000-2002	6.8 LTS.	415	10V	20	SOHC	310	S	JFO106800	HS26162PT	CS261622	ø
EXCURSION (TRITON)	2001-2005	6.8 LTS.	415	10V	20	SOHC	310	S	JFO1068001	HS26304PT	CS261622	ø
EXPEDITION	1997-1998	4.6 LTS.	281	8V	16	SOHC	215230240	6, W	FSHS9790PT8	HS9790PT8	CS97905	9792PT2
EXPEDITION	1997-2002	4.6 LTS.	281	8V	16	SOHC	215230240	6, W	JFO8280	-	-	ø
EXPEDITION	2004-2004	5.4 LTS.	330	8V	16	SOHC	230260300	L	FSHS26306PT	HS26306PT	CS97905	ø
EXPEDITION	1997-2000	5.4 LTS.	330	8V	16	SOHC	230260300	L	JFO854001	-	-	ø
EXPEDITION	2001-2004	5.4 LTS.	330	8V	16	SOHC	230260300	L	JFO854002	-	-	ø
EXPEDITION	2009-2013	5.4 LTS.	330	8V	24	OHV	300	5	FSHS26306PT2	HS26306PT2	CS97905	ø
EXPEDITION	2005-2007	5.4 LTS.	330	8V	24	SOHC	300	5	FSHS26306PT	HS26306PT	CS97905	ø
EXPEDITION	2008-2008	5.4 LTS.	330	8V	24	SOHC	300	5	FSHS26306PT2	HS26306PT2	CS97905	ø
EXPLORER	1997-1997	4.0 LTS.	244	6V	12	OHV	160	X	FSHS9081PT1	HS9081PT1	CS97241	ø
EXPLORER	1991-1997	4.0 LTS.	244	6V	12	OHV	160	X	JFO64000	-	-	-

CABEZA DER.	CABEZA IZQ.	TAPA DE PUNTERÍAS	MÚLTIPLE PLENO	MÚLTIPLE ADMISIÓN	MÚLTIPLE ESCAPE	SELLOS DE VÁLVULAS	SELLOS DE VÁLVULA ADMISIÓN	SELLOS DE VÁLVULAS ESCAPE	CARTER	KIT TAPA DE DISTRI.	RETEN DE CIGÜEÑAL DELANTERO	RETEN DE CIGÜEÑAL TRASERO	RETEN ÁRBOL DE LEVAS	TORNILLOS DE CULATA
-	-	-	-	-	-	-	-	-	-	-	-	-	-	-
0	0	VSS0044C/ VSS0044R	-	-	MS90291	SS13364	0	0	OS30408C	TCS45024/ TCS45129	-	BS40654	-	-
0	0	PFO6240	-	MF06240	-	☒	0	0	OS13811C	TCS45044	-	-	-	-
0	0	VSS0033C1/ PS13809C	-	-	-	SS13807	0	0	OS13811C	TCS45278	-	BS40645	-	-
0	0	PFO6240	-	MF06240	-	☒	0	0	OS13811C	TCS45044	-	-	-	-
0	0	PFO6240	-	MF06240	-	☒	0	0	OS13811C	TCS45044	-	-	-	-
0	0	PFO6240	-	MF06240	-	☒	0	0	OS13811C	TCS45044	-	-	-	-
0	0	PFO6240	-	MF06240	-	☒	0	0	OS13811C	TCS45044	-	-	-	-
0	0	PFO6240	-	MF06240	-	☒	0	0	OS13811C	TCS45044	-	-	-	-
0	0	VS13264T	MS93834	MS94951	MS90000	SS70070	0	0	OS13260T	TCS45449/ TCS45450	-	BS40644	-	-
0	0	VSS0044C/ VSS0044R	-	-	MS90291	SS13364	0	0	OS30408C	TCS45024/ TCS45129	-	BS40654	-	-
0	0	PFO6240	-	MF06240	-	☒	0	0	OS13811C	TCS45044	-	-	-	-
0	0	PFO6240	-	MF06240	-	☒	0	0	OS13811C	TCS45044	-	-	-	-
0	0	VSS0033C1/ PS13809C	-	-	-	SS13807	0	0	OS13811C	TCS45278	-	BS40645	-	-
0	0	PFO6240	-	MF06240	-	☒	0	0	OS13811C	TCS45044	-	-	-	-
0	0	PFO6240	-	MF06240	-	☒	0	0	OS13811C	TCS45044	-	-	-	-
0	0	PFO6240	-	MF06240	-	☒	0	0	OS13811C	TCS45044	-	-	-	-
0	0	PFO6240	-	MF06240	-	☒	0	0	OS13811C	TCS45044	-	-	-	-
0	0	PFO6240	-	MF06240	-	☒	0	0	OS13811C	TCS45044	-	-	-	-
0	0	PFO6240	-	MF06240	-	☒	0	0	OS13811C	TCS45044	-	-	-	-
0	0	PFO6240	-	MF06240	-	☒	0	0	OS13811C	TCS45044	-	-	-	-
26305PT	26304PT	VSS0547R	MS94025	MS940111	MS941081	SS728911	0	0	OS30710R	TCS459821	TCS46117	BS40644	-	ES727981
-	-	-	-	-	-	-	-	-	-	-	-	-	-	-
0	0	VSS0044C/ VSS0044R	-	-	MS90291	SS13364	0	0	OS30408C	TCS45024/ TCS45129	-	BS40654	-	-
9253PT	9250PT	VSS0441R1	MS95981	MF0638001A	MS95968	SS708641	0	0	OS30625R	-	-	-	-	-
0	0	VSS0377R	MS95962	MS98007T	MS92568	SS72891	0	0	OS30725R	TCS458692	TCS46117	BS40644	-	ES71328
9790PT2	9792PT2	VSS0481R	-	MF0854001A	MS92568	SS72891	0	0	OS30725R	-	-	-	-	-
9790PT2	9792PT2	VSS0481R	-	MS928361	MS92568	SS72891	0	0	OS30725R	-	-	-	-	-
9253PT	9250PT	VSS0441R1	MS95981	MF0638001A	MS95968	SS708641	0	0	OS30625R	-	-	-	-	-
9790PT2	9792PT2	VSS0481R	-	MF0854001A	MS92568	SS72891	0	0	OS30725R	-	-	-	-	-
9790PT2	9792PT2	VSS0481R	-	MS928361	MS92568	SS72891	0	0	OS30725R	-	-	-	-	-
-	-	-	-	-	-	-	-	-	-	-	-	-	-	-
26212PT	26233PT	VSS0579R	MS96252	MS925861	MS95715	SS728731	0	0	OS30729R	TCS46016	TCS46114	BS40644	TCS45966	ES72159
0	0	VSS0193C	-	MS90893	MS92057	SS70654	0	0	OS30412C	-	-	BS40646	TCS45473	ES72672
0	0	VSS0369	-	MS93935	MS92057	SS70654	0	0	OS30915R	-	TCS454721	BS40646	TCS45473	ES72672
0	0	VSS0569R	-	MS94612	☒	VFO4122	0	0	☒	-	-	☒	TCS45860	-
-	-	-	-	-	-	-	-	-	-	-	-	-	-	-
0	0	VSS0695R/ VSS0691R	-	MS96792	MS96833	SS71264	0	0	OS30773R/ OS30774R	TCS46106	-	BS40700	-	ES72229
26305PT	26304PT	VSS0547R	MS94025	MS940111	MS941081	SS728911	0	0	OS30710R	TCS459821	TCS46117	BS40644	-	ES727981
26305PT	26304PT	VSS0547R	MS940951	MS940141	MS941081	SS728911	0	0	OS30710R	TCS459821	TCS46117	BS40644	-	ES727981
0	0	VSS0377R	MS95962	MS98007T	MS92568	SS72891	0	0	OS30725R	TCS458692	TCS46117	BS40644	-	ES71328
9790PT2	9792PT2	VSS0377R	-	MS94801	MF08280E	SS72891	0	0	OS30725R	-	-	-	-	-
26307PT	26306PT	VSS0664R	0	MS96696	MS96679	SS729211	0	0	OS30725R	TCS46078	TCS46117	BS40644	-	ES71328
9790PT2	9792PT2	VSS0481R	-	MF0854001A	MS92568	SS72891	0	0	OS30725R	-	-	-	-	-
9790PT2	9792PT2	VSS0481R	-	MS928361	MS92568	SS72891	0	0	OS30725R	-	-	-	-	-
26307PT	26306PT	VSS0687R	0	MS96696	MS96679	SS729211	0	0	OS30725R	TCS46078	TCS46117	BS40644	-	ES71328
26307PT	26306PT	VSS0664R	0	MS96696	MS96679	SS729211	0	0	OS30725R	TCS46078	TCS46117	BS40644	-	ES71328
26307PT	26306PT	VSS0687R	0	MS96696	MS96679	SS729211	0	0	OS30725R	TCS46078	TCS46117	BS40644	-	ES71328
5445D	5455D	VSS0368T	MS90732	MS90728	MS95960	SS72686	0	0	OS34309R	TCS45291	-	BS40647	-	ES72794
-	-	-	-	-	-	-	-	-	-	-	-	-	-	-

☒ Número Obsoleto - No Disponible 0 No Aplica / No Requiere



ARMADORA	AÑOS	DESPLAZ.	PCD	CILIN-DROS	VALV.	ÁRBOL DE LEVAS	HP	VIN	JUEGO COMPLETO	MEDIO JUEGO SUPERIOR	MEDIO JUEGO INFERIOR	CABEZA
<b>FORD Cont...</b>												
EXPLORER	2001-2001	4.0 LTS.	244	6V	12	OHV	210	E	FSHS9293PT1	HS9293PT1	CS9293	ø
EXPLORER	2000-2003	4.0 LTS.	244	6V	12	OHV	210	E	FSHS9293PT2	HS9293PT2	CS9293	ø
EXPLORER	2001-2001	4.0 LTS.	244	6V	12	OHV	210	K	FSHS9293PT1	HS9293PT1	CS9293	ø
EXPLORER	1998-2000	4.0 LTS.	244	6V	12	OHV	210	X	FSHS9081PT1	HS9081PT1	CS97241	ø
EXPLORER	1997-2001	5.0 LTS.	302	8V	16	-	-	-	JFO83023	☒	-	CFO8302
EXPLORER	1996-2001	5.0 LTS.	302	8V	16	OHV	210	P	FSHS8548PT14	HS8548PT14	CS85489	8548PT2
F-100	1954-1964	3.6 LTS.	220	6V	-	OHV	-	-	FS7994PT4	HS7994PT3	-	7994PT1
F-100	1965-1965	3.9 LTS.	238	8V	12	-	-	-	JFO6240	☒	-	CFO6240
F-100	1966-1974	3.9 LTS.	238	8V	12	-	-	A	JFO6240	☒	-	CFO6240
F-100	1957-1965	4.8 LTS.	293	8V	-	SOHC	-	-	FS7999PT3	HS7999PT3	-	7999PT
F-100	1975-1983	4.9 LTS.	299	6L	12	OHV	-	-	FS8168PT2	HS8168PT3	CS8168	8168PT
F-100	1982-1982	4.9 LTS.	299	8V	12	-	-	9, E	JFO6240	☒	-	CFO6240
F-100	1965-1979	4.9 LTS.	299	8V	12	-	-	B	JFO6240	☒	-	CFO6240
F-100	1978-1978	4.9 LTS.	299	8V	12	-	-	B, K	JFO6240	☒	-	CFO6240
F-100	1980-1981	4.9 LTS.	299	8V	12	-	-	E	JFO6240	☒	-	CFO6240
F-100	1983-1983	4.9 LTS.	299	8V	12	-	-	Y	JFO6240	☒	-	CFO6240
F-100	1977-1984	5.0 LTS.	302	8V	16	-	-	-	JFO83021	-	-	CFO8302
F-100	1985-1991	5.0 LTS.	302	8V	16	-	-	-	JFO83022	-	-	CFO8302
F-100	1977-1979	5.8 LTS.	354	8V	16	-	-	-	JFO83511	-	-	CFO8302
F-100 PICK UP	1973-1974	7.5 LTS.	458	8V	-	-	-	-	FS8265PT3	HS8265PT1	CS82651	8265PT1
F-150	1998-2009	4.2 LTS.	256	6V	12	OHV	210	2	JFO638008	-	-	ø
F-150	2004-2008	4.6 LTS.	281	8V	16	OHV	-	-	FSHS9792PT9	HS9792PT9	CS97904	ø
F-150	1997-1999	4.6 LTS.	281	8V	16	OHV	-	W	FSHS9790PT8	HS9790PT8	CS97905	9792PT2
F-150	1995-1997	4.9 LTS.	299	6L	12	OHV	145	Y, Z	JFO63001	-	-	CFO6240
F-150	1975-1984	4.9 LTS.	299	6L	12	OHV	-	-	FS8168PT2	HS8168PT3	CS8168	8168PT
F-150	1982-1982	4.9 LTS.	299	8V	12	-	-	9, E	JFO6240	☒	-	CFO6240
F-150	1984-1985	4.9 LTS.	299	8V	12	-	-	9, Y	JFO6240	☒	-	CFO6240
F-150	1975-1977	4.9 LTS.	299	8V	12	-	-	B	JFO6240	☒	-	CFO6240
F-150	1978-1979	4.9 LTS.	299	8V	12	-	-	B, K	JFO6240	☒	-	CFO6240
F-150	1980-1981	4.9 LTS.	299	8V	12	-	-	E	JFO6240	☒	-	CFO6240
F-150	1983-1983	4.9 LTS.	299	8V	12	-	-	Y	JFO6240	☒	-	CFO6240
F-150	1983-1987	5.0 LTS.	302	8V	-	-	-	-	FS8548PT14	HS8548PT11	CS85482	8548PT2
F-150	1977-1984	5.8 LTS.	354	8V	16	-	-	-	JFO83511	-	-	CFO8302
F-150	1985-1986	5.8 LTS.	354	8V	16	-	-	-	JFO83512	☒	-	CFO8302
F-150	1987-1992	5.8 LTS.	354	8V	16	-	-	-	JFO83513	☒	-	CFO8302
F-150	1975-1979	7.5 LTS.	458	8V	-	-	-	-	FS8265PT3	HS8265PT1	CS82651	8265PT1
F-150 SERIES	1986-1987	4.9 LTS.	299	6L	12	-	-	-	JFO63001	☒	-	CFO6240
F-150 SERIES	1993-1994	4.9 LTS.	299	6L	12	-	-	-	JFO63001	-	-	CFO6240
F-150 SERIES	1987-1991	5.0 LTS.	302	8V	16	-	-	-	JFO83022	-	-	CFO8302
F-150 SERIES	1992-1995	5.0 LTS.	302	8V	16	-	-	-	JFO83023	☒	-	CFO8302
F-150 SERIES	1990-1996	5.8 LTS.	354	8V	16	-	-	R	JFO83513	☒	-	CFO8302
F-200	1977-1984	5.0 LTS.	302	8V	16	-	-	-	JFO83021	-	-	CFO8302
F-200	1985-1991	5.0 LTS.	302	8V	16	-	-	-	JFO83022	-	-	CFO8302
F-200	1977-1984	5.8 LTS.	354	8V	16	-	-	-	JFO83511	-	-	CFO8302
F-200	1985-1986	5.8 LTS.	354	8V	16	-	-	-	JFO83512	☒	-	CFO8302
F-200	1987-1991	5.8 LTS.	354	8V	16	-	-	-	JFO83513	☒	-	CFO8302
F-200/250 SERIES	1986-1987	4.9 LTS.	299	6L	12	-	-	-	JFO63001	☒	-	CFO6240
F-200/250 SERIES	1993-1994	4.9 LTS.	299	6L	12	-	-	-	JFO63001	-	-	CFO6240
F-200/250 SERIES	1986-1991	5.0 LTS.	302	8V	16	-	-	-	JFO83022	-	-	CFO8302
F-200/250 SERIES	1992-1995	5.0 LTS.	302	8V	16	-	-	-	JFO83023	☒	-	CFO8302
F-200/250 SERIES	1992-1994	5.8 LTS.	354	8V	16	-	-	-	JFO83513	☒	-	CFO8302
F-200/250 SERIES	1988-1989	7.5 LTS.	458	8V	-	-	-	-	JFO84602	-	-	-
F-200/250 SERIES	1994-1994	7.5 LTS.	458	8V	-	-	-	-	JFO84603	-	-	-
F-250	1964-1964	3.6 LTS.	220	6V	-	OHV	-	-	FS7994PT4	HS7994PT3	-	7994PT1

CABEZA DER.	CABEZA IZQ.	TAPA DE PUNTERÍAS	MÚLTIPLE PLENO	MÚLTIPLE ADMISIÓN	MÚLTIPLE ESCAPE	SELLOS DE VÁLVULAS	SELLOS DE VÁLVULA ADMISIÓN	SELLOS DE VÁLVULAS ESCAPE	CARTER	KIT TAPA DE DISTRI.	RETEN DE CIGÜEÑAL DELANTERO	RETEN DE CIGÜEÑAL TRASERO	RETEN ÁRBOL DE LEVAS	TORNILLOS DE CULATA
26301PT	26300PT	VSS0529R	-	MS96123	MS90779	SS70858	0	0	OS30687R/ OS34309R	TCS45986	-	BS40647	-	ES72171
26301PT	26300PT	VSS0529R	-	MS96123	MS90779	SS70858	0	0	OS34309R	TCS45986	-	BS40647	-	ES72171
26301PT	26300PT	VSS0529R	-	MS96123	MS90779	SS70858	0	0	OS30687R/ OS34309R	TCS45986	-	BS40647	-	ES72171
544SD	545SD	VSS0368T	MS90732	MS90728	MS95960	SS72686	0	0	OS34309R	TCS45291	-	BS40647	-	ES72794
0	0	PFO8302C	MF08302P	MF08302A	MF08302E	0	VFO8351A	VFO8351E	-	-	-	-	-	-
0	0	VS13264T	-	MS95952	MS95954	SS72683	0	0	OS34508R	TCS45450	-	BS40644	-	ES72155
0	0	VS12690/ PS10603R	-	-	-	SS10777	0	0	OS10605D	TCS130952	-	BS61413	-	-
0	0	PFO6240	-	MF06240	-	☒	0	0	OS13811C	TCS45044	-	-	-	-
0	0	PFO6240	-	MF06240	-	☒	0	0	OS13811C	TCS45044	-	-	-	-
0	0	VS12949/ PS10700R	-	MS9361B1	MS9492B	SS10777	0	0	OS10701C1	TCS106773	-	BS10743/BS6141	-	-
0	0	VSS0033C1/ PS13809C	-	-	-	SS13807	0	0	OS13811C	TCS45278	-	BS40645	-	-
0	0	PFO6240	-	MF06240	-	☒	0	0	OS13811C	TCS45044	-	-	-	-
0	0	PFO6240	-	MF06240	-	☒	0	0	OS13811C	TCS45044	-	-	-	-
0	0	PFO6240	-	MF06240	-	☒	0	0	OS13811C	TCS45044	-	-	-	-
0	0	PFO6240	-	MF06240	-	☒	0	0	OS13811C	TCS45044	-	-	-	-
0	0	PFO6240	-	MF06240	-	☒	0	0	OS13811C	TCS45044	-	-	-	-
0	0	PFO6240	-	MF06240	-	☒	0	0	OS13811C	TCS45044	-	-	-	-
0	0	PFO8302R	-	MF08302A	MF08302E	0	VFO8302A	SS70070	AF08302	-	-	RF08302	-	-
0	0	PFO8302R	-	MF08302A	MF08302E	0	VFO8302A	SS70070	OS34508R	-	-	RF08302	-	-
0	0	PFO8302C	-	MF08302A	MF08302E	0	VFO8302A	-	AF08351	-	-	RF08351	-	-
0	0	VSS0044C/ VSS0044R	-	-	MS90291	SS13364	0	0	OS30408C	TCS45024/ TCS45129	-	BS40654	-	-
9253PT	9250PT	VSS0441R1	MS95981	MF0638001A	MS95968	SS708641	0	0	OS30625R	-	-	-	-	-
9790PT2	9792PT2	VSS0564R	MS92614	MS962811	MS92568	SS72891	0	0	OS30725R	TCS458691	TCS46114	BS40644	-	ES71328
0	0	VSS0377R	MS95962	MS98007T	MS92568	SS72891	0	0	OS30725R	TCS458692	TCS46117	BS40644	-	ES71328
0	0	VSS0028R	-	MS93837	-	-	-	-	AF06300	-	-	-	-	-
0	0	VSS0033C1/ PS13809C	-	-	-	SS13807	0	0	OS13811C	TCS45278	-	BS40645	-	-
0	0	PFO6240	-	MF06240	-	☒	0	0	OS13811C	TCS45044	-	-	-	-
0	0	PFO6240	-	MF06240	-	☒	0	0	OS13811C	TCS45044	-	-	-	-
0	0	PFO6240	-	MF06240	-	☒	0	0	OS13811C	TCS45044	-	-	-	-
0	0	PFO6240	-	MF06240	-	☒	0	0	OS13811C	TCS45044	-	-	-	-
0	0	PFO6240	-	MF06240	-	☒	0	0	OS13811C	TCS45044	-	-	-	-
0	0	PFO6240	-	MF06240	-	☒	0	0	OS13811C	TCS45044	-	-	-	-
0	0	VS13264T	MS93834	MS94951	MS90000	SS70070	0	0	OS13260T	TCS45449/ TCS45450	-	BS40644	-	-
0	0	PFO8302C	-	MF08302A	MF08302E	0	VFO8302A	-	AF08351	-	-	RF08351	-	-
0	0	PFO8302C	-	MF08351A	MF08302E	0	VFO8302A	-	AF08351	-	-	RF08351	-	-
0	0	VSS0029C	-	MF08351A	☒	0	VFO8351A	VFO8351E	OS30616R	-	-	RF08351	-	-
0	0	VSS0044C/ VSS0044R	-	-	MS90291	SS13364	0	0	OS30408C	TCS45024/ TCS45129	-	BS40654	-	-
0	0	PFO6240	-	MS93837	-	☒	0	0	OS13811C	-	-	-	-	-
0	0	VSS0028R	-	MS93837	-	-	-	-	AF06300	-	-	-	-	-
0	0	PFO8302R	-	MF08302A	MF08302E	0	VFO8302A	SS70070	OS34508R	-	-	RF08302	-	-
0	0	PFO8302C	MF08302P	MF08302A	MF08302E	0	VFO8351A	VFO8351E	-	-	-	RF08351	-	-
0	0	VSS0029C	-	MF08351A	☒	0	VFO8351A	VFO8351E	OS30616R	-	-	RF08351	-	-
0	0	PFO8302R	-	MF08302A	MF08302E	0	VFO8302A	SS70070	AF08302	-	-	RF08302	-	-
0	0	PFO8302R	-	MF08302A	MF08302E	0	VFO8302A	SS70070	OS34508R	-	-	RF08302	-	-
0	0	PFO8302C	-	MF08302A	MF08302E	0	VFO8302A	-	AF08351	-	-	RF08351	-	-
0	0	PFO8302C	-	MF08351A	MF08302E	0	VFO8302A	-	AF08351	-	-	RF08351	-	-
0	0	VSS0029C	-	MF08351A	☒	0	VFO8351A	VFO8351E	OS30616R	-	-	RF08351	-	-
0	0	PFO6240	-	MS93837	-	☒	0	0	OS13811C	-	-	-	-	-
0	0	VSS0028R	-	MS93837	-	-	-	-	AF06300	-	-	-	-	-
0	0	PFO8302R	-	MF08302A	MF08302E	0	VFO8302A	SS70070	OS34508R	-	-	RF08302	-	-
0	0	PFO8302C	MF08302P	MF08302A	MF08302E	0	VFO8351A	VFO8351E	-	-	-	RF08351	-	-
0	0	VSS0029C	-	MF08351A	☒	0	VFO8351A	VFO8351E	OS30616R	-	-	RF08351	-	-
-	-	☒	-	☒	MS94204	0	SS70070	☒	-	-	-	☒	-	-
-	-	-	-	MF084603A	MS94204	0	SS70070	☒	-	☒	-	-	-	-
0	0	VS12690/ PS10603R	-	-	-	SS10777	0	0	OS10605D	TCS130952	-	BS61413	-	-

☒ Número Obsoleto - No Disponible 0 No Aplica / No Requiere

ARMADORA	AÑOS	DESPLAZ.	PCD	CILIN-DROS	VALV.	ÁRBOL DE LEVAS	HP	VIN	JUEGO COMPLETO	MEDIO JUEGO SUPERIOR	MEDIO JUEGO INFERIOR	CABEZA
<b>FORD Cont...</b>												
F-250	1965-1967	3.9 LTS.	238	8V	12	-	-	-	JFO6240	<input checked="" type="checkbox"/>	-	CFO6240
F-250	1968-1974	3.9 LTS.	238	8V	12	-	-	A	JFO6240	<input checked="" type="checkbox"/>	-	CFO6240
F-250	1997-1999	4.6 LTS.	281	8V	16	SOHC	220	6, W	FSHS9790PT8	HS9790PT8	CS97905	9792PT2
F-250	1998-2002	4.6 LTS.	281	8V	16	SOHC	220	6, W	JFO8280	-	-	ø
F-250	1957-1965	4.8 LTS.	293	8V	-	SOHC	-	-	FS7999PT3	HS7999PT3	-	7999PT
F-250	1986-1986	4.9 LTS.	299	8V	12	-	-	-	JFO6300	<input checked="" type="checkbox"/>	-	CFO6240
F-250	1984-1984	4.9 LTS.	299	8V	12	-	-	9, Y	JFO6240	<input checked="" type="checkbox"/>	-	CFO6240
F-250	1965-1977	4.9 LTS.	299	8V	12	-	-	B	JFO6240	<input checked="" type="checkbox"/>	-	CFO6240
F-250	1978-1979	4.9 LTS.	299	8V	12	-	-	B, K	JFO6240	<input checked="" type="checkbox"/>	-	CFO6240
F-250	1980-1982	4.9 LTS.	299	8V	12	-	-	E	JFO6240	<input checked="" type="checkbox"/>	-	CFO6240
F-250	1983-1985	4.9 LTS.	299	8V	12	-	-	Y	JFO6240	<input checked="" type="checkbox"/>	-	CFO6240
F-250	1975-1984	4.9 LTS.	299	8V	-	-	-	-	FS8168PT2	HS8168PT3	CS8168	8168PT
F-250	1992-1995	5.0 LTS.	302	8V	16	OHV	182	N	JFO83023	<input checked="" type="checkbox"/>	-	CFO8302
F-250	1983-1987	5.0 LTS.	302	8V	-	-	-	-	FS8548PT14	HS8548PT11	CS85482	8548PT2
F-250	1992-1997	5.8 LTS.	354	8V	16	OHV	210	H	JFO83513	<input checked="" type="checkbox"/>	-	CFO8302
F-250	1983-1987	6.9 LTS.	421	8V	-	-	-	1	JFO8420	-	-	-
F-250	1975-1985	7.5 LTS.	458	8V	-	-	-	-	FS8265PT3	HS8265PT1	CS82651	8265PT1
F-250 SUPER DUTY	2004-2004	5.4 LTS.	330	8V	16	OHV	260300340	L	FSHS26306PT	HS26306PT	CS97905	ø
F-250 SUPER DUTY	1999-2000	5.4 LTS.	330	8V	16	OHV	260300340	L	JFO854001	-	-	ø
F-250 SUPER DUTY	2001-2004	5.4 LTS.	330	8V	16	OHV	260300340	L	JFO854002	-	-	ø
F-250 SUPER DUTY	2005-2007	5.4 LTS.	330	8V	24	OHV	300	5	FSHS26306PT	HS26306PT	CS97905	ø
F-250 SUPER DUTY	2008-2008	5.4 LTS.	330	8V	24	OHV	300	5	FSHS26306PT2	HS26306PT2	CS97905	ø
F-250 SUPER DUTY	2009-2010	5.4 LTS.	330	8V	-	OHV	-	5	FSHS26306PT2	HS26306PT2	CS97905	ø
F-250 SUPER DUTY	2003-2007	6.0 LTS.	366	8V	-	OHV	-	-	FSHSU26374	HSU26374	CS26374	26374PT
F-250 SUPER DUTY	1999-2002	6.8 LTS.	415	10V	20	SOHC	310	S	JFO106800	HS26162PT	CS261622	ø
F-250 SUPER DUTY	2003-2004	6.8 LTS.	415	10V	30	OHV	-	-	JFO1068001	HS26304PT	CS261622	ø
F-250 SUPER DUTY	2005-2012	6.8 LTS.	415	10V	30	OHV	-	Y	FSHS26302PT	HS26302PT	CS261622	ø
F-300	1986-1986	4.9 LTS.	299	8V	12	-	-	-	JFO6300	<input checked="" type="checkbox"/>	-	CFO6240
F-300/350 SERIES	1981-1984	5.0 LTS.	302	8V	16	-	-	-	JFO83021	-	-	CFO8302
F-300/350 SERIES	1985-1991	5.0 LTS.	302	8V	16	-	-	-	JFO83022	-	-	CFO8302
F-300/350 SERIES	1992-2000	5.0 LTS.	302	8V	16	-	-	-	JFO83023	<input checked="" type="checkbox"/>	-	CFO8302
F-300/350 SERIES	1992-1994	5.8 LTS.	354	8V	16	-	-	-	JFO83513	<input checked="" type="checkbox"/>	-	CFO8302
F-300/350 SERIES	1988-1989	7.5 LTS.	458	8V	-	-	-	-	JFO84602	-	-	-
F-300/350 SERIES	1994-1994	7.5 LTS.	458	8V	-	-	-	-	JFO84603	-	-	-
F-350	1965-1967	3.9 LTS.	238	8V	12	-	-	-	JFO6240	<input checked="" type="checkbox"/>	-	CFO6240
F-350	1968-1974	3.9 LTS.	238	8V	12	-	-	A	JFO6240	<input checked="" type="checkbox"/>	-	CFO6240
F-350	1961-1964	4.3 LTS.	262	6L	12	OHV	-	-	FS7994PT4	HS7994PT3	-	7994PT1
F-350	1957-1965	4.8 LTS.	293	8V	-	SOHC	-	-	FS7999PT3	HS7999PT3	-	7999PT
F-350	1982-1982	4.9 LTS.	299	8V	12	-	-	9, E	JFO6240	<input checked="" type="checkbox"/>	-	CFO6240
F-350	1984-1985	4.9 LTS.	299	8V	12	-	-	9, Y	JFO6240	<input checked="" type="checkbox"/>	-	CFO6240
F-350	1965-1977	4.9 LTS.	299	8V	12	-	-	B	JFO6240	<input checked="" type="checkbox"/>	-	CFO6240
F-350	1978-1979	4.9 LTS.	299	8V	12	-	-	B, K	JFO6240	<input checked="" type="checkbox"/>	-	CFO6240
F-350	1980-1981	4.9 LTS.	299	8V	12	-	-	E	JFO6240	<input checked="" type="checkbox"/>	-	CFO6240
F-350	1983-1983	4.9 LTS.	299	8V	12	-	-	Y	JFO6240	<input checked="" type="checkbox"/>	-	CFO6240
F-350	1975-1984	4.9 LTS.	299	8V	-	-	-	-	FS8168PT2	HS8168PT3	CS8168	8168PT
F-350	1983-1987	6.9 LTS.	421	8V	-	-	-	1	JFO8420	-	-	-
F-350	1975-1985	7.5 LTS.	458	8V	-	-	-	-	FS8265PT3	HS8265PT1	CS82651	8265PT1
F-350 PICK UP	1992-1997	5.8 LTS.	354	8V	16	OHV	210	H	JFO83513	<input checked="" type="checkbox"/>	-	CFO8302
F-350 SUPER DUTY	1999-2000	5.4 LTS.	330	8V	16	SOHC	235	L	JFO854001	-	-	ø
F-350 SUPER DUTY	2004-2004	5.4 LTS.	330	8V	16	SOHC	260	L	FSHS26306PT	HS26306PT	CS97905	ø
F-350 SUPER DUTY	2001-2004	5.4 LTS.	330	8V	16	SOHC	260	L	JFO854002	-	-	ø
F-350 SUPER DUTY	2005-2007	5.4 LTS.	330	8V	24	OHV	260	5	FSHS26306PT	HS26306PT	CS97905	ø
F-350 SUPER DUTY	2008-2010	5.4 LTS.	330	8V	24	OHV	260	5	FSHS26306PT2	HS26306PT2	CS97905	ø
F-350 SUPER DUTY	2003-2007	6.0 LTS.	366	8V	-	OHV	-	-	FSHSU26374	HSU26374	CS26374	26374PT



CABEZA DER.	CABEZA IZQ.	TAPA DE PUNTERÍAS	MÚLTIPLE PLENO	MÚLTIPLE ADMISIÓN	MÚLTIPLE ESCAPE	SELLOS DE VÁLVULAS	SELLOS DE VÁLVULA ADMISIÓN	SELLOS DE VÁLVULAS ESCAPE	CARTER	KIT TAPA DE DISTRI.	RETEN DE CIGÜEÑAL DELANTERO	RETEN DE CIGÜEÑAL TRASERO	RETEN ÁRBOL DE LEVAS	TORNILLOS DE CULATA
0	0	PFO6240	-	MF06240	-	☒	0	0	0513811C	TCS45044	-	-	-	-
0	0	PFO6240	-	MF06240	-	☒	0	0	0513811C	TCS45044	-	-	-	-
0	0	VSS0377R	MS95962	MS98007T	MS92568	SS72891	0	0	0530725R	TCS458692	TCS46117	BS40644	-	ES71328
9790PT2	9792PT2	VSS0377R	-	MS94801	MF08280E	SS72891	0	0	0530725R	-	-	-	-	-
0	0	VS12949/ PS10700R	-	MS9361B1	MS9492B	SS10777	0	0	0510701C1	TCS106773	-	BS10743/BS6141	-	-
0	0	PFO6240	-	MS93837	-	☒	0	0	0513811C	-	-	-	-	-
0	0	PFO6240	-	MF06240	-	☒	0	0	0513811C	TCS45044	-	-	-	-
0	0	PFO6240	-	MF06240	-	☒	0	0	0513811C	TCS45044	-	-	-	-
0	0	PFO6240	-	MF06240	-	☒	0	0	0513811C	TCS45044	-	-	-	-
0	0	PFO6240	-	MF06240	-	☒	0	0	0513811C	TCS45044	-	-	-	-
0	0	PFO6240	-	MF06240	-	☒	0	0	0513811C	TCS45044	-	-	-	-
0	0	VSS0033C1/ PS13809C	-	-	-	SS13807	0	0	0513811C	TCS45278	-	BS40645	-	-
0	0	PFO8302C	MF08302P	MF08302A	MF08302E	0	VF08351A	VF08351E	-	-	-	-	-	-
0	0	VS13264T	MS93834	MS94951	MS90000	SS70070	0	0	0513260T	TCS45449/ TCS45450	-	BS40644	-	-
0	0	VSS0029C	-	MF08351A	☒	0	VF08351A	VF08351E	0530616R	-	-	RF08351	-	-
-	-	-	-	-	-	-	-	-	-	-	-	-	-	-
0	0	VSS0044C/ VSS0044R	-	-	MS90291	SS13364	0	0	0530408C	TCS45024/ TCS45129	-	BS40654	-	-
26307PT	26306PT	VSS0664R	0	MS96696	MS96679	SS729211	0	0	0530725R	TCS46078	TCS46117	BS40644	-	ES71328
9790PT2	9792PT2	VSS0481R	-	MF0854001A	MS92568	SS72891	0	0	0530725R	-	-	-	-	-
9790PT2	9792PT2	VSS0481R	-	MS928361	MS92568	SS72891	0	0	0530725R	-	-	-	-	-
26307PT	26306PT	VSS0664R	0	MS96696	MS96679	SS729211	0	0	0530725R	TCS46078	TCS46117	BS40644	-	ES71328
26307PT	26306PT	VSS0687R	0	MS96696	MS96679	SS729211	0	0	0530725R	TCS46078	TCS46117	BS40644	-	ES71328
26307PT	26306PT	VSS0687R	0	MS96696	MS96679	SS729211	0	0	0530725R	TCS46078	TCS46117	BS40644	-	ES71328
0	0	VSS0695R/ VSS0691R	-	MS96792	MS96833	SS71264	0	0	0530773R/ 0530774R	TCS46106	-	BS40700	-	ES72229
26305PT	26304PT	VSS0547R	MS94025	MS940111	MS941081	SS728911	0	0	0530710R	TCS459821	TCS46117	BS40644	-	ES727981
26305PT	26304PT	VSS0547R	MS940951	MS940141	MS941081	SS728911	0	0	0530710R	TCS459821	TCS46117	BS40644	-	ES727981
26303PT	26302PT	VSS0656R	0	MS96687	MS966791	SS72921	0	0	0530710R	TCS46067	TCS46117	BS40644	-	ES727981
0	0	PFO6240	-	MS93837	-	☒	0	0	0513811C	-	-	-	-	-
0	0	PFO8302R	-	MF08302A	MF08302E	0	VF08302A	SS70070	AF08302	-	-	RF08302	-	-
0	0	PFO8302R	-	MF08302A	MF08302E	0	VF08302A	SS70070	0534508R	-	-	RF08302	-	-
0	0	PFO8302C	MF08302P	MF08302A	MF08302E	0	VF08351A	VF08351E	-	-	-	-	-	-
0	0	VSS0029C	-	MF08351A	☒	0	VF08351A	VF08351E	0530616R	-	-	RF08351	-	-
-	-	☒	-	☒	MS94204	0	SS70070	☒	-	-	☒	-	-	-
-	-	-	-	MF084603A	MS94204	0	SS70070	☒	-	-	☒	-	-	-
0	0	PFO6240	-	MF06240	-	☒	0	0	0513811C	TCS45044	-	-	-	-
0	0	PFO6240	-	MF06240	-	☒	0	0	0513811C	TCS45044	-	-	-	-
0	0	VS12690/ PS10603R	-	-	-	SS10777	0	0	0510605D	TCS130952	-	BS61413	-	-
0	0	VS12949/ PS10700R	-	MS9361B1	MS9492B	SS10777	0	0	0510701C1	TCS106773	-	BS10743/BS6141	-	-
0	0	PFO6240	-	MF06240	-	☒	0	0	0513811C	TCS45044	-	-	-	-
0	0	PFO6240	-	MF06240	-	☒	0	0	0513811C	TCS45044	-	-	-	-
0	0	PFO6240	-	MF06240	-	☒	0	0	0513811C	TCS45044	-	-	-	-
0	0	PFO6240	-	MF06240	-	☒	0	0	0513811C	TCS45044	-	-	-	-
0	0	PFO6240	-	MF06240	-	☒	0	0	0513811C	TCS45044	-	-	-	-
0	0	PFO6240	-	MF06240	-	☒	0	0	0513811C	TCS45044	-	-	-	-
0	0	VSS0033C1/ PS13809C	-	-	-	SS13807	0	0	0513811C	TCS45278	-	BS40645	-	-
-	-	-	-	-	-	-	-	-	-	-	-	-	-	-
0	0	VSS0044C/ VSS0044R	-	-	MS90291	SS13364	0	0	0530408C	TCS45024/ TCS45129	-	BS40654	-	-
0	0	VSS0029C	-	MF08351A	☒	0	VF08351A	VF08351E	0530616R	-	-	RF08351	-	-
9790PT2	9792PT2	VSS0481R	-	MF0854001A	MS92568	SS72891	0	0	0530725R	-	-	-	-	-
26307PT	26306PT	VSS0664R	0	MS96696	MS96679	SS729211	0	0	0530725R	TCS46078	TCS46117	BS40644	-	ES71328
9790PT2	9792PT2	VSS0481R	-	MS928361	MS92568	SS72891	0	0	0530725R	-	-	-	-	-
26307PT	26306PT	VSS0664R	0	MS96696	MS96679	SS729211	0	0	0530725R	TCS46078	TCS46117	BS40644	-	ES71328
26307PT	26306PT	VSS0687R	0	MS96696	MS96679	SS729211	0	0	0530725R	TCS46078	TCS46117	BS40644	-	ES71328
0	0	VSS0695R/ VSS0691R	-	MS96792	MS96833	SS71264	0	0	0530773R/ 0530774R	TCS46106	-	BS40700	-	ES72229

☒ Número Obsoleto - No Disponible 0 No Aplica / No Requiere

ARMADORA	AÑOS	DESPLAZ.	PCD	CILIN-DROS	VALV.	ÁRBOL DE LEVAS	HP	VIN	JUEGO COMPLETO	MEDIO JUEGO SUPERIOR	MEDIO JUEGO INFERIOR	CABEZA
<b>FORD Cont...</b>												
F-350 SUPER DUTY	1999-2002	6.8 LTS.	415	10V	20	SOHC	310	S	JFO106800	HS26162PT	CS261622	ø
F-350 SUPER DUTY	2003-2004	6.8 LTS.	415	10V	30	OHV	-	-	JFO1068001	HS26304PT	CS261622	ø
F-350 SUPER DUTY	2005-2010	6.8 LTS.	415	10V	30	OHV	-	Y	FSHS26302PT	HS26302PT	CS261622	ø
F-350/ MICROBUS	1989-1993	5.8 LTS.	354	8V	16	-	-	-	JFO83513	☒	-	CFO8302
F-450 SUPER DUTY	2003-2007	6.0 LTS.	366	8V	-	OHV	-	-	FSHSU26374	HSU26374	CS26374	26374PT
F-450 SUPER DUTY	2005-2007	6.8 LTS.	415	10V	20	SOHC	275	S	FSHS26302PT	HS26302PT	CS261622	ø
F-450 SUPER DUTY	1999-2002	6.8 LTS.	415	10V	20	SOHC	275	S	JFO106800	HS26162PT	CS261622	ø
F-450 SUPER DUTY	1999-2004	6.8 LTS.	415	10V	20	SOHC	275	S	JFO1068001	HS26304PT	CS261622	ø
F-450 SUPER DUTY	2008-2009	6.8 LTS.	415	10V	30	OHV	310	Y	FSHS26302PT	HS26302PT	CS261622	ø
F-450 SUPER DUTY	2005-2007	6.8 LTS.	415	10V	30	SOHC	310	Y	FSHS26302PT	HS26302PT	CS261622	ø
F-500	1965-1979	4.9 LTS.	299	8V	12	-	-	-	JFO6240	☒	-	CFO6240
F-500	1975-1977	5.4 LTS.	330	8V	-	-	-	-	FS8045PT2	HS8045PT5	-	9061PT
F-550 SUPER DUTY	2003-2007	6.0 LTS.	366	8V	-	OHV	-	-	FSHSU26374	HSU26374	CS26374	26374PT
F-550 SUPER DUTY	1999-2002	6.8 LTS.	415	10V	20	SOHC	310	S	JFO106800	HS26162PT	CS261622	ø
F-550 SUPER DUTY	2001-2004	6.8 LTS.	415	10V	20	SOHC	310	S	JFO1068001	HS26304PT	CS261622	ø
F-550 SUPER DUTY	2005-2012	6.8 LTS.	415	10V	30	SOHC	310	Y	FSHS26302PT	HS26302PT	CS261622	ø
F-600	1965-1979	4.9 LTS.	299	8V	12	-	-	-	JFO6240	☒	-	CFO6240
F-600	1977-1984	5.8 LTS.	354	8V	16	-	-	-	JFO83511	-	-	CFO8302
F-600	1985-1987	5.8 LTS.	354	8V	16	-	-	-	JFO83512	☒	-	CFO8302
F-600	1988-1995	5.8 LTS.	354	8V	16	-	-	-	JFO83513	☒	-	CFO8302
FAIRMONT	1978-1983	3.3 LTS.	201	6V	-	-	-	-	FS7916PT2	HS7916PT2	CS85484	7916PT1
FAIRMONT	1983-1983	3.8 LTS.	232	6V	-	-	-	-	JFO62301	☒	-	CFO62301
FAIRMONT	1978-1982	5.0 LTS.	302	8V	16	-	-	-	JFO83021	-	-	CFO8302
FALCON	1977-1984	5.8 LTS.	354	8V	16	-	-	-	JFO83511	-	-	CFO8302
FALCON	1969-1970	5.8 LTS.	354	8V	-	-	-	-	FS8548PT2	HS8548PT2	CS85485	8548PT2
FIESTA	1998-2000	1.3 LTS.	79	4LT	8	OHV	60	J4C	JFO413FTA	-	-	CFO41300
FIESTA	1998-2000	1.4 LTS.	85	4LT	16	DOHC	90	FHA	JFO41400	-	-	CFO41400
FIESTA	1978-1980	1.6 LTS.	98	4L	8	OHC	-	-	FS8360PT2	HS8360PT4	-	8360PT1
FIVE HUNDRED	2005-2005	3.0 LTS.	183	6V	24	DOHC	203	-	FSHS26207PT2	HS26207PT2	CS90382	ø
FIVE HUNDRED DURATEC	2006-2007	3.0 LTS.	183	6V	24	DOHC	203	1	FSHS26207PT2	HS26207PT2	CS90382	ø
FOCUS FOCUS XL SPLIT PORT	2000-2004	2.0 LTS.	122	4LT	8	SOHC	110	P	FSHS9539PT1	HS9539PT1	CS93092	9539PT
FOCUS FOCUS XL SPLIT PORT	2000-2003	2.0 LTS.	122	4LT	8	SOHC	110	P	JFO420002	-	-	-
FOCUS ZX3 ZETEC	2000-2005	2.0 LTS.	122	4LT	16	DOHC	130	3	JFO420003	-	-	9005PT1
FREESTAR	2004-2007	4.2 LTS.	256	6V	12	SOHC	201	2	JFO638008	-	-	ø
FREESTYLE	2005-2007	3.0 LTS.	183	6V	24	DOHC	203	-	FSHS26207PT2	HS26207PT2	CS90382	ø
FUSION	2006-2009	2.3 LTS.	140	4LT	16	DOHC	190	Z	FSHS26233PT1	HS26233PT1	CS90382	ø
GALAXIE	1969-1974	5.8 LTS.	354	8V	-	-	-	-	FS8548PT2	HS8548PT2	CS85485	8548PT2
GALAXIE 500	1974-1974	5.8 LTS.	354	8V	-	-	-	H (CLE)	JFO8400	-	-	CFO8400
GHIA	1992-1994	3.0 LTS.	183	6VT	8	OHV	135	-	JFO63000	-	-	CFO63000
GHIA	1994-1995	3.8 LTS.	232	6V	-	-	-	-	JFO63800	-	-	9642PT1
GRAN TORINO	1972-1974	5.8 LTS.	354	8V	-	-	-	H, Q (CLE)	JFO8400	-	-	CFO8400
GRANADA	1982-1982	3.8 LTS.	232	6V	-	-	-	3	JFO62303	-	-	-
GRAND MARQUIS	1982-1984	5.8 LTS.	354	8V	16	-	-	-	JFO83511	-	-	CFO8302
IKON	2001-2011	1.6 LTS.	98	4LT	16	DOHC	98	CCA	JFO416001	-	-	CFO416001
KA	2001-2008	1.6 LTS.	98	4LT	8	SOHC	92	CCA	JFO416001	-	-	CFO416001
LOBO	2008-2010	5.4 LTS.	330	8V	24	OHC	-	5	FSHS26306PT	HS26306PT	CS97905	ø
LOBO	2004-2006	5.4 LTS.	330	8V	-	SOHC	-	L	FSHS26306PT	HS26306PT	CS97905	ø
LOBO	2007-2007	5.4 LTS.	330	8V	-	SOHC	-	L	FSHS26306PT2	HS26306PT2	CS97905	ø
LOBO	1999-2000	5.4 LTS.	330	8V	-	SOHC	-	L	JFO854001	-	-	ø
LOBO	2001-2004	5.4 LTS.	330	8V	-	SOHC	-	L	JFO854002	-	-	ø
LTD	1983-1986	3.8 LTS.	232	6V	-	-	-	3	JFO62303	-	-	-
LTD	1977-1982	5.8 LTS.	354	8V	16	-	-	-	JFO83511	-	-	CFO8302
LTD	1972-1974	5.8 LTS.	354	8V	-	-	-	H (CLE)	JFO8400	-	-	CFO8400
M-450	1994-1998	7.5 LTS.	458	8V	-	-	-	G	JFO84603	-	-	-
MARQUIS	1983-1986	3.8 LTS.	232	6V	-	-	-	3	JFO62303	-	-	-
MAVERICK	1975-1977	3.3 LTS.	201	6V	-	-	-	-	FS7916PT2	HS7916PT2	CS85484	7916PT1

CABEZA DER.	CABEZA IZQ.	TAPA DE PUNTERÍAS	MÚLTIPLE PLENO	MÚLTIPLE ADMISIÓN	MÚLTIPLE ESCAPE	SELLOS DE VÁLVULAS	SELLOS DE VÁLVULA ADMISIÓN	SELLOS DE VÁLVULAS ESCAPE	CARTER	KIT TAPA DE DISTRI.	RETEN DE CIGÜEÑAL DELANTERO	RETEN DE CIGÜEÑAL TRASERO	RETEN ÁRBOL DE LEVAS	TORNILLOS DE CULATA
26305PT	26304PT	V550547R	MS94025	MS940111	MS941081	SS728911	0	0	0530710R	TCS459821	TCS46117	BS40644	-	ES727981
26305PT	26304PT	V550547R	MS940951	MS940141	MS941081	SS728911	0	0	0530710R	TCS459821	TCS46117	BS40644	-	ES727981
26303PT	26302PT	V550656R	0	MS96687	MS966791	SS72921	0	0	0530710R	TCS46067	TCS46117	BS40644	-	ES727981
0	0	V550029C	-	MF08351A	☒	0	VF08351A	VF08351E	0530616R	-	-	RF08351	-	-
0	0	V550695R/ V550691R	-	MS96792	MS96833	SS71264	0	0	0530773R/ 0530774R	TCS46106	-	BS40700	-	ES72229
26303PT	26302PT	V550656R	0	MS96687	MS966791	SS72921	0	0	0530710R	TCS46067	TCS46117	BS40644	-	ES727981
26305PT	26304PT	V550547R	MS94025	MS940111	MS941081	SS728911	0	0	0530710R	TCS459821	TCS46117	BS40644	-	ES727981
26305PT	26304PT	V550547R	MS940951	MS940141	MS941081	SS728911	0	0	0530710R	TCS459821	TCS46117	BS40644	-	ES727981
26303PT	26302PT	V550656R	0	MS96687	MS966791	SS72921	0	0	0530710R	TCS46067	TCS46117	BS40644	-	ES727981
26303PT	26302PT	V550656R	0	MS96687	MS966791	SS72921	0	0	0530710R	TCS46067	TCS46117	BS40644	-	ES727981
0	0	PF06240	-	MF06240	-	☒	0	0	0513811C	TCS45044	-	-	-	-
0	0	V513049C/ V513049R	-	MS90091	MS9945	SS13401	0	0	0511701C/ 0511701D	TCS6688	-	BS30138	-	-
0	0	V550695R/ V550691R	-	MS96792	MS96833	SS71264	0	0	0530773R/ 0530774R	TCS46106	-	BS40700	-	ES72229
26305PT	26304PT	V550547R	MS94025	MS940111	MS941081	SS728911	0	0	0530710R	TCS459821	TCS46117	BS40644	-	ES727981
26305PT	26304PT	V550547R	MS940951	MS940141	MS941081	SS728911	0	0	0530710R	TCS459821	TCS46117	BS40644	-	ES727981
26303PT	26302PT	V550656R	0	MS96687	MS966791	SS72921	0	0	0530710R	TCS46067	TCS46117	BS40644	-	ES727981
0	0	PF06240	-	MF06240	-	☒	0	0	0513811C	TCS45044	-	-	-	-
0	0	PF08302C	-	MF08302A	MF08302E	0	VF08302A	-	AF08351	-	-	RF08351	-	-
0	0	PF08302C	-	MF08351A	MF08302E	0	VF08302A	-	AF08351	-	-	-	-	-
0	0	V550029C	-	MF08351A	☒	0	VF08351A	VF08351E	0530616R	-	-	RF08351	-	-
0	0	V512692	0	-	MS97891	SS72616	0	0	0512701C	-	-	BS30135	-	-
0	0	PF062301	-	MF062301A	MF06230E	0	VF06230A	☒	0534000C	TCS45521	-	-	-	-
0	0	PF08302R	-	MF08302A	MF08302E	0	VF08302A	SS70070	AF08302	-	-	RF08302	-	-
0	0	PF08302C	-	MF08302A	MF08302E	0	VF08302A	-	AF08351	-	-	RF08351	-	-
0	0	V513264T	0	MS90116	MS90000	SS13364	0	0	0530214T	TCS45008	-	-	-	-
0	0	3102790200	-	3102922700	-	-	-	-	-	-	-	-	-	-
0	0	-	-	-	-	-	-	-	-	-	-	-	-	-
0	0	V550091R1	-	MS90180	MS90181	SS725142	0	0	-	-	-	-	-	-
26212PT	26207PT	V550629R	MS96252	MS925861	MS95715	SS728731	0	0	0530729R	TCS46016	TCS46114	BS40644	TCS46071	ES72159
26212PT	26207PT	V550629R	MS96252	MS925861	MS95715	SS728731	0	0	0530729R	TCS46016	TCS46114	BS40644	TCS46071	ES72159
0	0	V550476R	-	MS94432	MS92057	SS70654	0	0	0530915R	-	TCS454721	BS40158	TCS45473	ES72672
0	0	-	-	-	-	-	-	-	-	-	-	-	-	-
0	0	V550553R	-	MS90891	MS94427	SS72889	0	0	0530711R	-	-	-	-	-
9253PT	9250PT	V550441R1	MS95981	MF0638001A	MS95968	SS708641	0	0	0530625R	-	-	-	-	-
26212PT	26207PT	V550629R	MS96252	MS925861	MS95715	SS728731	0	0	0530729R	TCS46016	TCS46114	BS40644	TCS46071	ES72159
26212PT	26233PT	V550644R	MS96252	MS925861	MS95715	SS728731	0	0	0530729R	TCS46016	TCS46114	BS40644	TCS46071	ES72159
0	0	V513264T	0	MS90116	MS90000	SS13364	0	0	0530214T	TCS45008	-	-	-	-
0	0	PF08400	-	-	MS90526	☒	0	0	AF08400	TCS45061	-	RF08351	-	-
0	0	PF06183	-	MF063000A	MF063000E	☒	0	0	0530620R	☒	-	-	-	-
0	0	V550321R	-	MF062302A	MF06230E	VF062302	0	0	0534002C	-	-	-	-	-
0	0	PF08400	-	-	MS90526	☒	0	0	AF08400	TCS45061	-	RF08351	-	-
0	0	-	-	-	-	-	-	-	-	-	-	-	-	-
0	0	PF08302C	-	MF08302A	MF08302E	0	VF08302A	-	AF08351	-	-	RF08351	-	-
0	0	-	-	-	-	-	-	-	-	-	-	-	-	-
0	0	-	-	-	-	-	-	-	-	-	-	-	-	-
26307PT	26306PT	V550687R	0	MS96696	MS96679	SS729211	0	0	0530725R	TCS46078	TCS46117	BS40644	-	ES71328
26307PT	26306PT	V550664R	0	MS96696	MS96679	SS729211	0	0	0530725R	TCS46078	TCS46117	BS40644	-	ES71328
26307PT	26306PT	V550687R	0	MS96696	MS96679	SS729211	0	0	0530725R	TCS46078	TCS46117	BS40644	-	ES71328
9790PT2	9792PT2	V550481R	-	MF0854001A	MS92568	SS72891	0	0	0530725R	-	-	-	-	-
9790PT2	9792PT2	V550481R	-	MS928361	MS92568	SS72891	0	0	0530725R	-	-	-	-	-
-	-	-	-	-	-	-	-	-	-	-	-	-	-	-
0	0	PF08302C	-	MF08302A	MF08302E	0	VF08302A	-	AF08351	-	-	RF08351	-	-
0	0	PF08400	-	-	MS90526	☒	0	0	AF08400	TCS45061	-	RF08351	-	-
-	-	-	-	MF084603A	MS94204	0	SS70070	☒	-	☒	-	-	-	-
-	-	-	-	-	-	-	-	-	-	-	-	-	-	-
0	0	V512692	0	-	MS97891	SS72616	0	0	0512701C	-	-	BS30135	-	-

☒ Número Obsoleto - No Disponible 0 No Aplica / No Requiere



ARMADORA	AÑOS	DESPLAZ.	PCD	CILIN-DROS	VALV.	ÁRBOL DE LEVAS	HP	VIN	JUEGO COMPLETO	MEDIO JUEGO SUPERIOR	MEDIO JUEGO INFERIOR	CABEZA
<b>FORD Cont...</b>												
MAVERICK	1969-1974	4.1 LTS.	250	6L	12	OHV	-	-	FS7916PT3	HS7916PT2	-	7916PT1
MAVERICK	1975-1977	5.0 LTS.	302	8V	16	-	-	-	JFO83021	-	-	CFO8302
MICROBUS	1989-1993	5.8 LTS.	354	8V	16	-	-	-	JFO83513	☒	-	CFO8302
MONDEO DURATEC	2001-2006	2.0 LTS.	122	4LT	16	DOHC	146	CJBA, CJB	JFO420004	-	-	-
MUSTANG	1991-1993	2.3 LTS.	140	4L	-	-	-	-	JFO41405	HS8993PT6	CS84713	8993PT1
MUSTANG	1979-1982	3.3 LTS.	201	6V	-	-	-	-	FS7916PT2	HS7916PT2	CS85484	7916PT1
MUSTANG	1983-1986	3.8 LTS.	232	6V	-	-	-	3	JFO62303	-	-	-
MUSTANG	1969-1973	4.1 LTS.	250	6L	12	OHV	-	-	FS7916PT3	HS7916PT2	-	7916PT1
MUSTANG	1975-1984	5.0 LTS.	302	8V	16	-	-	-	JFO83021	-	-	CFO8302
MUSTANG	1987-1991	5.0 LTS.	302	8V	16	-	-	-	JFO83022	-	-	CFO8302
MUSTANG	1992-2014	5.0 LTS.	302	8V	16	-	-	-	JFO83023	☒	-	CFO8302
MUSTANG	1983-1985	5.0 LTS.	302	8V	16	OHV	-	-	FS8548PT14	HS8548PT11	CS85482	8548PT2
MUSTANG	1969-1973	5.8 LTS.	354	8V	-	-	-	-	FS8548PT2	HS8548PT2	CS85485	8548PT2
MUSTANG	1971-1973	5.8 LTS.	354	8V	-	-	-	H (CLE)	JFO8400	-	-	CFO8400
MUSTANG	1969-1971	7.0 LTS.	427	8V	16	OHV	-	-	FS8265PT3	HS8265PT1	CS82651	8265PT1
P-350	1968-1972	3.9 LTS.	238	8V	12	-	-	A	JFO6240	☒	-	CFO6240
P-350	1968-1976	4.9 LTS.	299	8V	12	-	-	B	JFO6240	☒	-	CFO6240
P-350 VANETTE	1988-1997	5.8 LTS.	354	8V	16	SOHC	210	-	JFO83513	☒	-	CFO8302
RANGER	1983-1987	2.0 LTS.	122	4L	-	-	-	-	FS9063PT	HS9063PT2	CS84711	9063PT
RANGER	1983-1984	2.3 LTS.	140	4L	-	-	-	-	JFO41402	HS8471PT6	CS84711	8993PT1
RANGER	1989-1994	2.3 LTS.	140	4L	-	-	-	A	JFO41405	HS8993PT6	CS84713	8993PT1
RANGER	1983-1985	2.8 LTS.	171	6V	-	-	-	-	FS9132PT1	HS9132PT1	-	ø
RANGER	1990-1996	4.0 LTS.	244	6V	-	-	-	-	JFO64000	-	-	-
RANGER	2001-2003	4.0 LTS.	244	6V	-	-	-	E	FSHS9293PT2	HS9293PT2	CS9293	ø
RANGER	1997-2000	4.0 LTS.	244	6V	-	-	-	X	FSHS9081PT1	HS9081PT1	CS97241	ø
RANGER PICK UP	2001-2003	2.3 LTS.	140	4L	16	DOHC	143	D	FSHS26250PT	HS26250PT	CS26250	26250PT
RANGER PICK UP	2000-2000	3.0 LTS.	183	6V	12	OHV	147	U	FSHS9902PT3	HS9902PT3	CS93682	ø
RANGER PICK UP	1996-1999	3.0 LTS.	183	6V	12	OHV	147	U	FSHS9902PT3	HS9902PT3	CS93682	ø
RANGER PICK UP	2002-2008	3.0 LTS.	183	6V	12	OHV	147	U	FSHS9902PT5	HS9902PT5	CS93683	ø
TAURUS	1986-1995	3.0 LTS.	183	6V	-	-	-	-	JFO63000	-	-	CFO63000
TAURUS	1988-1994	3.8 LTS.	232	6V	-	-	-	-	JFO63800	-	-	9642PT1
TAURUS	1988-1992	3.8 LTS.	232	6V	-	OHV	-	4	JFO63800	-	-	9642PT1
THUNDERBIRD	1980-1982	3.3 LTS.	201	6V	-	-	-	-	FS7916PT2	HS7916PT2	CS85484	7916PT1
THUNDERBIRD	1988-1994	3.8 LTS.	232	6V	12	OHV	230	4	JFO63800	-	-	9642PT1
THUNDERBIRD	1982-1987	3.8 LTS.	232	6V	-	-	-	3	JFO62303	-	-	-
THUNDERBIRD	1984-1993	3.8 LTS.	232	6V	-	-	-	-	JFO63800	-	-	9642PT1
THUNDERBIRD	1995-1996	4.6 LTS.	281	8V	12	OHV	210	W	JFO8280	-	-	ø
THUNDERBIRD	1984-1984	5.0 LTS.	302	8V	16	-	-	-	JFO83021	-	-	CFO8302
THUNDERBIRD	1985-1991	5.0 LTS.	302	8V	16	-	-	-	JFO83022	-	-	CFO8302
THUNDERBIRD	1992-1993	5.0 LTS.	302	8V	16	-	-	-	JFO83023	☒	-	CFO8302
THUNDERBIRD	1991-1994	5.0 LTS.	302	8V	16	OHV	200	T	JFO83023	☒	-	CFO8302
THUNDERBIRD	1983-1985	5.0 LTS.	302	8V	-	-	-	-	FS8548PT14	HS8548PT11	CS85482	8548PT2
THUNDERBIRD	1975-1976	7.5 LTS.	458	8V	-	-	-	-	FS8265PT3	HS8265PT1	CS82651	8265PT1
THUNDERBIRD SUP. CARGADO	1990-1994	3.8 LTS.	232	6V	12	OHV	230	R	JFO638002	HS9642PT	CS88575	9642PT1
TOPAZ	1984-1988	2.3 LTS.	140	4LT	8	OHV	110	-	JFO42300	-	-	CFO42300
TOPAZ	1989-1994	2.3 LTS.	140	4LT	8	OHV	110	-	JFO423002	☒	-	☒
TOPAZ	1992-1994	3.0 LTS.	183	6VT	8	OHV	135	-	JFO63000	-	-	CFO63000
TOPAZ EFI	1992-1994	2.3 LTS.	140	4LT	8	OHV	110	X	JFO423002	☒	-	☒
TORINO	1973-1974	5.8 LTS.	354	8V	-	-	-	H, Q (CLE)	JFO8400	-	-	CFO8400
TRANSIT	2007-2010	2.2 LTS.	134	4L	-	-	-	-	JFTD42200	HSFTD42200	CSFTD42200	-

CABEZA DER.	CABEZA IZQ.	TAPA DE PUNTERÍAS	MÚLTIPLE PLENO	MÚLTIPLE ADMISIÓN	MÚLTIPLE ESCAPE	SELLOS DE VÁLVULAS	SELLOS DE VÁLVULA ADMISIÓN	SELLOS DE VÁLVULAS ESCAPE	CARTER	KIT TAPA DE DISTRI.	RETEN DE CIGÜEÑAL DELANTERO	RETEN DE CIGÜEÑAL TRASERO	RETEN ÁRBOL DE LEVAS	TORNILLOS DE CULATA
0	0	VS12692/ VS12692R	-	-	MS97891	SS72616	0	0	OS30217C	-	-	BS30136	-	-
0	0	PF08302R	-	MF08302A	MF08302E	0	VFO8302A	SS70070	AF08302	-	-	RF08302	-	-
0	0	VSS0029C	-	MF08351A	☒	0	VFO8351A	VFO8351E	OS30616R	-	-	RF08351	-	-
0	0	VS50043R1	MS94263	MS93391	MS92424	SS72683	0	0	OS30545R	-	TCS45107	BS40644	TCS45108	ES72137
0	0	VS12692	0	-	MS97891	SS72616	0	0	OS12701C	-	-	BS30135	-	-
0	0	VS12692/ VS12692R	-	-	MS97891	SS72616	0	0	OS30217C	-	-	BS30136	-	-
0	0	PF08302R	-	MF08302A	MF08302E	0	VFO8302A	SS70070	AF08302	-	-	RF08302	-	-
0	0	PF08302R	-	MF08302A	MF08302E	0	VFO8302A	SS70070	OS34508R	-	-	RF08302	-	-
0	0	PF08302C	MF08302P	MF08302A	MF08302E	0	VFO8351A	VFO8351E	-	-	-	-	-	-
0	0	VS13264T	MS93834	MS94951	MS90000	SS70070	0	0	OS13260T	TCS45449/ TCS45450	-	BS40644	-	-
0	0	VS13264T	0	MS90116	MS90000	SS13364	0	0	OS30214T	TCS45008	-	-	-	-
0	0	PF08400	-	-	MS90526	☒	0	0	AF08400	TCS45061	-	RF08351	-	-
0	0	VSS0044C/ VSS0044R	-	-	MS90291	SS13364	0	0	OS30408C	TCS45024/ TCS45129	-	BS40654	-	-
0	0	PFO6240	-	MF06240	-	☒	0	0	OS13811C	TCS45044	-	-	-	-
0	0	PFO6240	-	MF06240	-	☒	0	0	OS13811C	TCS45044	-	-	-	-
0	0	VSS0029C	-	MF08351A	☒	0	VFO8351A	VFO8351E	OS30616R	-	-	RF08351	-	-
0	0	VS50043R1	-	MS91617	MS92424	SS70037/ SS72683	0	0	OS30297C	-	TCS45107	BS40644	TCS45108	-
0	0	VS50043R1	-	MS91617	MS91887	SS70037	0	0	OS30297C	-	TCS45107	BS40644	TCS45108	ES72137
0	0	VS50043R1	MS94263	MS93391	MS92424	SS72683	0	0	OS30545R	-	TCS45107	BS40644	TCS45108	ES72137
9132PT	9136PT	VS50115R	-	MS91886/MS94673	MS91887	SS72686	0	0	OS30271C	TCS45290/ TCS45586	-	-	-	-
26301PT	26300PT	VSS0529R	-	MS96123	MS90779	SS70858	0	0	OS34309R	TCS45986	-	BS40647	-	ES72171
5445D	5455D	VSS0368T	MS90732	MS90728	MS95960	SS72686	0	0	OS34309R	TCS45291	-	BS40647	-	ES72794
0	0	VS50638R	-	MS96634	MS96655	SS72917	0	0	-	-	TCS46132/ TCS46059	BS40689	-	ES72207
9903PT	9902PT	VSS0374R	MS93491	MS95372	MS95939	SS70819	0	0	OS30717R/ OS30620R	TCS45973/ TCS45771	-	BS40646/ BS40158	-	ES72136
9903PT	9902PT	VSS0374R	MS93491	MS95372	MS95939	SS70964	0	0	OS30717R/ OS30620R	TCS45973/ TCS45771	-	BS40646/ BS40158	-	ES72136
9903PT	9902PT	VSS0374R	MS94429	MS953721	MS95939	SS70964	0	0	OS30712R	TCS45973/ TCS45771	-	BS40646/ BS40158	-	ES72174
0	0	PFO6183	-	MF063000A	MF063000E	☒	0	0	OS30620R	☒	-	-	-	-
0	0	VSS0321R	-	MF062302A	MF06230E	VFO62302	0	0	OS34002C	-	-	-	-	-
0	0	VSS0321R	-	MF062302A	MF06230E	VFO62302	0	0	OS34002C	-	-	-	-	-
0	0	VS12692	0	-	MS97891	SS72616	0	0	OS12701C	-	-	BS30135	-	-
0	0	VSS0321R	-	MF062302A	MF06230E	VFO62302	0	0	OS34002C	-	-	-	-	-
0	0	VSS0321R	-	MF062302A	MF06230E	VFO62302	0	0	OS34002C	-	-	-	-	-
9790PT2	9792PT2	VSS0377R	-	MS94801	MF08280E	SS72891	0	0	OS30725R	-	-	-	-	-
0	0	PF08302R	-	MF08302A	MF08302E	0	VFO8302A	SS70070	AF08302	-	-	RF08302	-	-
0	0	PF08302R	-	MF08302A	MF08302E	0	VFO8302A	SS70070	OS34508R	-	-	RF08302	-	-
0	0	PF08302C	MF08302P	MF08302A	MF08302E	0	VFO8351A	VFO8351E	-	-	-	-	-	-
0	0	PF08302C	MF08302P	MF08302A	MF08302E	0	VFO8351A	VFO8351E	-	-	-	-	-	-
0	0	VS13264T	MS93834	MS94951	MS90000	SS70070	0	0	OS13260T	TCS45449/ TCS45450	-	BS40644	-	-
0	0	VSS0044C/ VSS0044R	-	-	MS90291	SS13364	0	0	OS30408C	TCS45024/ TCS45129	-	BS40654	-	-
0	0	VSS0070R	-	MS940451	MS91346	SS72708	0	0	OS30625R	TCS45826	-	BS40620	-	ES72142
0	0	PFO42300	☒	MF0423002A	MF042300E	VFO42300	0	0	AF042300	DF042300	-	-	-	-
0	0	PFO42300	☒	MF0423002A	MF042300E	VFO42300	0	0	☒	DF042300	-	-	-	-
0	0	PFO6183	-	MF063000A	MF063000E	☒	0	0	OS30620R	☒	-	-	-	-
0	0	PFO42300	☒	MF0423002A	MF042300E	VFO42300	0	0	☒	DF042300	-	-	-	-
0	0	PF08400	-	-	MS90526	☒	0	0	AF08400	TCS45061	-	RF08351	-	-
-	-	PFTD42200	-	MFTD42200A	-	VFTD42200	0	0	AFTD42200	-	-	-	-	-

☒ Número Obsoleto - No Disponible 0 No Aplica / No Requiere

ARMADORA	AÑOS	DESPLAZ.	PCD	CILIN-DROS	VALV.	ÁRBOL DE LEVAS	HP	VIN	JUEGO COMPLETO	MEDIO JUEGO SUPERIOR	MEDIO JUEGO INFERIOR	CABEZA
<b>FORD Cont...</b>												
WINDSTAR	1995-1996	3.8 LTS.	232	6V	12	OHV	200	4	JFO638003	-	-	CFO63800
WINDSTAR	1997-1997	3.8 LTS.	232	6V	12	OHV	200	4	JFO638004	-	-	ø
WINDSTAR	1998-1998	3.8 LTS.	232	6V	12	OHV	200	4	JFO638004	-	-	ø
WINDSTAR	1999-1999	3.8 LTS.	232	6V	12	OHV	200	4	JFO638005	-	-	ø
WINDSTAR	1999-2000	3.8 LTS.	232	6V	12	OHV	200	4	JFO638005	-	-	ø
WINDSTAR	2001-2002	3.8 LTS.	232	6V	12	OHV	200	4	JFO638006	-	-	ø
WINDSTAR	2003-2003	3.8 LTS.	232	6V	12	OHV	200	4	JFO638006	-	-	ø
WINDSTAR	1998-1998	3.8 LTS.	232	6V	12	OHV	200	4	JFO638007	-	-	ø
<b>GMC</b>												
C1500	1981-1985	5.0 LTS.	302	8V	-	-	-	-	FS8510PT1	HS8510PT1	CS77332	505SD
C1500	1981-1985	5.7 LTS.	350	8V	-	-	-	-	FSHS7733PT3	HS7733PT3	CS77332	7733PT2
C1500 SUBURBAN	1981-1985	5.0 LTS.	302	8V	-	-	-	-	FS8510PT1	HS8510PT1	CS77332	505SD
C1500 SUBURBAN	1981-1985	5.7 LTS.	350	8V	-	-	-	-	FSHS7733PT3	HS7733PT3	CS77332	7733PT2
C2500	1981-1985	5.0 LTS.	302	8V	-	-	-	-	FS8510PT1	HS8510PT1	CS77332	505SD
C2500	1981-1985	5.7 LTS.	350	8V	-	-	-	-	FSHS7733PT3	HS7733PT3	CS77332	7733PT2
C2500 SUBURBAN	1982-1985	5.0 LTS.	302	8V	-	-	-	-	FS8510PT1	HS8510PT1	CS77332	505SD
C2500 SUBURBAN	1981-1985	5.7 LTS.	350	8V	-	-	-	-	FSHS7733PT3	HS7733PT3	CS77332	7733PT2
C2500 SUBURBAN	1980-1985	7.4 LTS.	452	8V	-	-	-	-	FS8523PT	HS8695PT	CS81801	-
C3500	1981-1985	5.7 LTS.	350	8V	-	-	-	-	FSHS7733PT3	HS7733PT3	CS77332	7733PT2
C3500	1980-1988	7.4 LTS.	452	8V	-	-	-	-	FS8523PT	HS8695PT	CS81801	-
CANYON	2004-2006	2.8 LTS.	171	6V	-	-	-	-	FSHS26335PT	HS26335PT	CS26335	26335PT
CANYON	2004-2006	3.5 LTS.	214	5L	20	DOHC	-	-	FSHS26336PT	HS26336PT	CS26335	26336PT
CANYON	2007-2012	3.7 LTS.	226	5L	20	DOHC	242	E	FSHS26390PT	HS26390PT	CS26335	26390PT
ENVOY	2002-2003	4.2 LTS.	256	6L	-	-	-	-	FSHS26213PT	HS26213PT	CS26213	26213PT
ENVOY	2002-2004	4.2 LTS.	256	6L	-	-	-	-	FSHS26214PT	HS26214PT	CS26213	26214PT
ENVOY XL	2002-2003	4.2 LTS.	256	6L	-	-	-	-	FSHS26213PT	HS26213PT	CS26213	26213PT
ENVOY XL	2002-2004	4.2 LTS.	256	6L	-	-	-	-	FSHS26214PT	HS26214PT	CS26213	26214PT
G1500	1987-1992	4.3 LTS.	262	6V	-	-	-	-	FS9354PT1	HS9354PT1	CS93541	9354PT1
G1500	1981-1985	5.7 LTS.	350	8V	-	-	-	-	FSHS7733PT3	HS7733PT3	CS77332	7733PT2
G2500	1987-1992	4.3 LTS.	262	6V	-	-	-	-	FS9354PT1	HS9354PT1	CS93541	9354PT1
G2500	1981-1985	5.7 LTS.	350	8V	-	-	-	-	FSHS7733PT3	HS7733PT3	CS77332	7733PT2
G3500	1987-1992	4.3 LTS.	262	6V	-	-	-	-	FS9354PT1	HS9354PT1	CS93541	9354PT1
G3500	1982-1985	5.7 LTS.	350	8V	-	-	-	-	FSHS7733PT3	HS7733PT3	CS77332	7733PT2
JIMMY	1992-1993	4.3 LTS.	262	6V	-	-	-	W	FS9354PT2	HS9354PT2	CS93541	9354PT1
JIMMY	1981-1985	5.0 LTS.	302	8V	-	-	-	-	FS8510PT1	HS8510PT1	CS77332	505SD
JIMMY	1981-1985	5.7 LTS.	350	8V	-	-	-	-	FSHS7733PT3	HS7733PT3	CS77332	7733PT2
K-1500	1981-1985	5.7 LTS.	350	8V	-	-	-	-	FSHS7733PT3	HS7733PT3	CS77332	7733PT2
K-1500 SUBURBAN	1981-1985	5.7 LTS.	350	8V	-	-	-	-	FSHS7733PT3	HS7733PT3	CS77332	7733PT2
K-2500	1981-1985	5.7 LTS.	350	8V	-	-	-	-	FSHS7733PT3	HS7733PT3	CS77332	7733PT2
K-2500 SUBURBAN	1981-1985	5.7 LTS.	350	8V	-	-	-	-	FSHS7733PT3	HS7733PT3	CS77332	7733PT2
K-3500	1981-1985	5.7 LTS.	350	8V	-	-	-	-	FSHS7733PT3	HS7733PT3	CS77332	7733PT2
K-3500	1980-1985	7.4 LTS.	452	8V	-	-	-	-	FS8523PT	HS8695PT	CS81801	-
KODIAK	2002-2007	8.1 LTS.	494	8V	-	OHV	-	G	FS26168PT	HS26168PT	CS26168	ø
P3500	1980-1985	7.4 LTS.	452	8V	-	-	-	-	FS8523PT	HS8695PT	CS81801	-
S-10	1985-1985	2.8 LTS.	171	6V	-	-	-	-	FS8699PT3	HS8699PT4	CS86991	8699PT2
S-10 BLAZER	1985-1985	2.8 LTS.	171	6V	-	-	-	-	FS8699PT3	HS8699PT4	CS86991	8699PT2



CABEZA DER.	CABEZA IZQ.	TAPA DE PUNTERÍAS	MÚLTIPLE PLENO	MÚLTIPLE ADMISIÓN	MÚLTIPLE ESCAPE	SELLOS DE VÁLVULAS	SELLOS DE VÁLVULA ADMISIÓN	SELLOS DE VÁLVULAS ESCAPE	CARTER	KIT TAPA DE DISTRI.	RETEN DE CIGÜEÑAL DELANTERO	RETEN DE CIGÜEÑAL TRASERO	RETEN ÁRBOL DE LEVAS	TORNILLOS DE CULATA
0	0	VSS0441R1	MS94046	MF062302A	MF06230E	VF062302	0	0	OS30625R	-	-	-	-	-
9253PT	9250PT	VSS0441R1	MS95934	MS95932	MS95968	SS728751	0	0	OS30625R	-	-	-	-	-
9253PT	9250PT	VSS0441R1	MS95934	MS959851	MS95968	SS728751	0	0	OS30625R	-	-	-	-	-
9253PT	9250PT	VSS0441R1	MS90812	MS959851	MS95968	SS728751	0	0	OS30625R	-	-	-	-	-
9253PT	9250PT	VSS0441R1	MS90812	MS959852	MS95968	SS728751	0	0	OS30625R	-	-	-	-	-
9253PT	9250PT	VSS0441R1	MS90812	MS959852	MS95968	SS728751	0	0	OS30625R	-	-	-	-	-
9253PT	9250PT	VSS0441R1	MS90812	MS959852	MS95968	SS728751	0	0	OS30702R	-	-	-	-	-
9253PT	9250PT	VSS0441R1	MS95934	MS959851	MS95968	SS728751	0	0	OS30625R	-	-	-	-	-
0	0	VS12869T	0	MS903142	MS9275B	SS72526	0	0	OS30410C	TCS45265/ TCS45121	-	-	-	ES72856
0	0	VS12869T	0	MS903142	MS9275B	SS72883	0	0	OS34510T	TCS45265	-	BS40013/ BS118291	-	ES72856
0	0	VS12869T	0	MS903142	MS9275B	SS72526	0	0	OS30410C	TCS45265/ TCS45121	-	-	-	ES72856
0	0	VS12869T	0	MS903142	MS9275B	SS72883	0	0	OS34510T	TCS45265	-	BS40013/ BS118291	-	ES72856
0	0	VS12869T	0	MS903142	MS9275B	SS72526	0	0	OS30410C	TCS45265/ TCS45121	-	-	-	ES72856
0	0	VS12869T	0	MS903142	MS9275B	SS72883	0	0	OS34510T	TCS45265	-	BS40013/ BS118291	-	ES72856
0	0	VS12869T	0	MS903142	MS9275B	SS72526	0	0	OS30410C	TCS45265/ TCS45121	-	-	-	ES72856
0	0	VS12869T	0	MS903142	MS9275B	SS72883	0	0	OS34510T	TCS45265	-	BS40013/ BS118291	-	ES72856
0	0	☒	-	MS902402	MS90206	SS71152	0	0	OS30061T	TCS45060	-	BS400961	-	ES72264
0	0	VS12869T	0	MS903142	MS9275B	SS72883	0	0	OS34510T	TCS45265	-	BS40013/ BS118291	-	ES72856
0	0	☒	-	MS902402	MS90206	SS71152	0	0	OS30061T	TCS45060	-	BS400961	-	ES72264
0	0	VSS0704R	-	MS964401	MS96888	SS71043	0	0	-	TCS45052	-	-	-	ES71334
0	0	VSS0703R	-	MS964402	MS96889	SS71043	0	0	-	TCS45052	-	-	-	ES71334
0	0	VSS0739R	-	MS964402	MS97009	SS712372	0	0	0	TCS45052	-	BS40705	-	ES71334
0	0	VSS0584R	-	MS96294	MS96302	SS710431	0	0	-	TCS45051	-	BS40678	-	ES71334
0	0	VSS0584R	-	MS96294	MS96302	SS710431	0	0	-	TCS45051	-	BS40678	-	ES71334
0	0	VSS0584R	-	MS96294	MS96302	SS710431	0	0	-	TCS45051	-	BS40678	-	ES71334
0	0	VSS0584R	-	MS96294	MS96302	SS710431	0	0	-	TCS45051	-	BS40678	-	ES71334
0	0	VSS0277R	-	MS93346	-	0	SS72530	SS72876	OS34502R	TCS45265	-	BS40626	-	ES74034
0	0	VS12869T	0	MS903142	MS9275B	SS72883	0	0	OS34510T	TCS45265	-	BS40013/ BS118291	-	ES72856
0	0	VSS0277R	-	MS93346	-	0	SS72530	SS72876	OS34502R	TCS45265	-	BS40626	-	ES74034
0	0	VS12869T	0	MS903142	MS9275B	SS72883	0	0	OS34510T	TCS45265	-	BS40013/ BS118291	-	ES72856
0	0	VSS0277R	-	MS95832	MS95842	0	SS72530	SS72876	OS34502R	-	-	BS40626	-	ES74034
0	0	VS12869T	0	MS903142	MS9275B	SS72526	0	0	OS30410C	TCS45265/ TCS45121	-	-	-	ES72856
0	0	VS12869T	0	MS903142	MS9275B	SS72883	0	0	OS34510T	TCS45265	-	BS40013/ BS118291	-	ES72856
0	0	VS12869T	0	MS903142	MS9275B	SS72883	0	0	OS34510T	TCS45265	-	BS40013/ BS118291	-	ES72856
0	0	VS12869T	0	MS903142	MS9275B	SS72883	0	0	OS34510T	TCS45265	-	BS40013/ BS118291	-	ES72856
0	0	VS12869T	0	MS903142	MS9275B	SS72883	0	0	OS34510T	TCS45265	-	BS40013/ BS118291	-	ES72856
0	0	VS12869T	0	MS903142	MS9275B	SS72883	0	0	OS34510T	TCS45265	-	BS40013/ BS118291	-	ES72856
0	0	☒	-	MS902402	MS90206	SS71152	0	0	OS30061T	TCS45060	-	BS400961	-	ES72264
26168PT	26169PT	VSS0554R	-	MS96057	MS95840	SS705791	0	0	OS30714R	TCS46007	-	BS40673	-	ES72188
0	0	☒	-	MS902402	MS90206	SS71152	0	0	OS30061T	TCS45060	-	BS400961	-	ES72264
0	0	VSS0182R	0	MS91022	MS90864	SS72530	0	0	OS30512C	TCS45466	-	BS40625	-	ES72857
0	0	VSS0182R	0	MS91022	MS90864	SS72530	0	0	OS30512C	TCS45466	-	BS40625	-	ES72857

☒ Número Obsoleto - No Disponible 0 No Aplica / No Requiere

ARMADORA	AÑOS	DESPLAZ.	PCD	CILIN-DROS	VALV.	ÁRBOL DE LEVAS	HP	VIN	JUEGO COMPLETO	MEDIO JUEGO SUPERIOR	MEDIO JUEGO INFERIOR	CABEZA
<b>GMC Cont...</b>												
SAFARI	1986-1992	4.3 LTS.	262	6V	-	-	-	-	FS9354PT1	HS9354PT1	CS93541	9354PT1
SAFARI	1992-1993	4.3 LTS.	262	6V	-	-	-	W	FS9354PT2	HS9354PT2	CS93541	9354PT1
SAVANA	2003-2003	4.8 LTS.	293	8V	16	OHV	-	-	FSHS26191PT	HS26191PT	CS9284	26191PT
SAVANA 1500	2004-2008	5.3 LTS.	323	8V	-	SOHC	-	-	FSHS26191PT1	HS26191PT1	CS9284	26191PT
SAVANA 2500	2004-2005	5.3 LTS.	323	8V	-	SOHC	-	-	FSHS26191PT1	HS26191PT1	CS9284	26191PT
SIERRA 1500	2002-2003	5.3 LTS.	323	8V	16	OHV	-	-	FSHS26191PT	HS26191PT	CS9284	26191PT
SIERRA 1500	2007-2007	5.3 LTS.	323	8V	-	SOHC	-	T	FSHS26191PT1	HS26191PT1	CS9284	26191PT
SIERRA 1500	2002-2007	5.3 LTS.	323	8V	-	SOHC	-	Z	FSHS26191PT1	HS26191PT1	CS9284	26191PT
SONOMA	1992-1993	4.3 LTS.	262	6V	-	-	-	W	FS9354PT2	HS9354PT2	CS93541	9354PT1
YUKON	2002-2003	4.8 LTS.	293	8V	-	-	-	-	FSHS26191PT	HS26191PT	CS9284	26191PT
YUKON	2002-2003	5.3 LTS.	323	8V	16	OHV	320	-	FSHS26191PT	HS26191PT	CS9284	26191PT
YUKON	2004-2006	5.3 LTS.	323	8V	-	-	-	-	FSHS26191PT1	HS26191PT1	CS9284	26191PT
YUKON	2002-2003	5.3 LTS.	323	8V	-	-	-	Z	FSHS26191PT1	HS26191PT1	CS9284	26191PT
YUKON	2001-2007	8.1 LTS.	494	8V	-	-	-	-	FS26168PT	HS26168PT	CS26168	ø
YUKON XL	2002-2003	5.3 LTS.	323	8V	16	OHV	320	-	FSHS26191PT	HS26191PT	CS9284	26191PT
YUKON XL 1500	2002-2005	5.3 LTS.	323	8V	-	-	-	Z	FSHS26191PT1	HS26191PT1	CS9284	26191PT
<b>HONDA</b>												
ACCORD	2003-2005	2.4 LTS.	146	4LT	16	DOHC	160	K24A4	FSHS26243PT	HS26243PT	CS26243	26243PT
CIVIC	1997-2001	1.6 LTS.	98	4LT	16	SOHC	127	D16Y5, D16Y7, D16Y8	FS9915PT1	HS9915PT1	CS99151	9915PT
CR-V	2002-2006	2.4 LTS.	146	4LT	16	DOHC	-	K24A1	FSHS26244PT	HS26337PT	CS26243	26337PT
ELEMENT	2003-2006	2.4 LTS.	146	4LT	16	DOHC	-	K24A4	FSHS26243PT	HS26243PT	CS26243	26243PT
ODYSSEY	2002-2004	3.5 LTS.	214	6VT	24	SOHC	240	J35A4	FSHS26260PT2	HS26260PT2	CS26196	26260PT
PILOT	2003-2004	3.5 LTS.	214	6VT	24	SOHC	240	J35A4	FSHS26260PT2	HS26260PT2	CS26196	26260PT
<b>HUMMER</b>												
H2	2005-2007	6.0 LTS.	366	8V	16	SOHC	325	U	FSHS26192PT	HS26192PT	CS9284	26192PT
H3	2006-2006	3.5 LTS.	214	5L	20	DOHC	220	6	FSHS26336PT	HS26336PT	CS26335	26336PT
H3	2009-2009	3.7 LTS.	226	5L	20	DOHC	239	E	FSHS26390PT	HS26390PT	CS26335	26390PT
H3	2007-2008	3.7 LTS.	226	5L	20	DOHC	242	E	FSHS26390PT	HS26390PT	CS26335	26390PT
H3	2007-2010	3.7 LTS.	226	5L	20	DOHC	-	-	FSHS26390PT	HS26390PT	CS26335	26390PT
H3 LH8	2008-2010	5.3 LTS.	323	8V	16	OHC	300	L	FSHS26190PT2	HS26190PT2	CS9284	26190PT
<b>HYUNDAI</b>												
ACCENT	2014-2015	1.4 LTS.	85	4L	16	DOHC	108	G4EE	JCH415ATT	-	-	CCH415ATT
ACCENT	1995-1999	1.5 LTS.	92	4L	12	-	-	G4EK	FSHS26195PT	HS26195PT	CS26195	26195PT
ACCENT	2000-2002	1.5 LTS.	92	4L	12	-	-	G4EK	FSHS26197PT	HS26197PT	CS26195	26197PT
ACCENT	2001-2004	1.6 LTS.	98	4L	-	-	-	-	FSHS26224PT	HS26224PT	CS26224	26224PT
ACCENT	2006-2009	1.6 LTS.	98	4L	-	-	-	-	FSHS26224PT2	HS26224PT2	CS262241	26224PT
ATOS	2005-2012	1.1 LTS.	67	4LT	12	SOHC	59	G4HG	JAT41100	-	-	CAT41100
ATTITUDE	2006-2011	1.4 LTS.	85	4LT	16	DOHC	96	G4EE	JCH415ATT	-	-	CCH415ATT
ATTITUDE	2012-2015	1.4 LTS.	85	4LT	16	DOHC	108	G4EE	JCH415ATT	-	-	CCH415ATT
ATTITUDE	2006-2009	1.6 LTS.	98	4LT	16	DOHC	110	G4ED	JCH1600	HS26224PT2	CS262241	26224PT
EXCEL	1990-1994	1.5 LTS.	92	4L	-	-	-	-	FSHS9352PT2	HS9352PT2	CS87671	9352PT
H-100	2007-2010	2.5 LTS.	153	4L	8	-	-	D4BA, D4BAX	JDH100D42500	HSDH100D42500	CSDH100D42500	-
SCOUPE	1991-1992	1.5 LTS.	92	4L	12	-	-	-	FSHS9352PT2	HS9352PT2	CS87671	9352PT
SCOUPE	1993-1995	1.5 LTS.	92	4L	-	-	-	J	FSHS26195PT	HS26195PT	CS26195	26195PT
SONATA	1989-1991	2.4 LTS.	146	4L	8	SOHC	-	S	FSHS9388PT1	HS9388PT1	CS93881	9388PT
SONATA	1990-1997	3.0 LTS.	183	6V	8	SOHC	-	-	JCH61811	HS9112PT2	CS9112	CCH6181
<b>INFINITI</b>												
FX35	2003-2004	3.5 LTS.	214	6V	24	DOHC	255	VQ35DE	FSHS26235PT1	HS26239PT	CS9508	ø
G35	2003-2004	3.5 LTS.	214	6V	24	DOHC	255	VQ35DE	FSHS26235PT1	HS26239PT	CS9508	ø
QX4	2001-2003	3.5 LTS.	214	6V	24	DOHC	-	-	FSHS26241PT	HS26241PT	CS26241	ø
QX56	2004-2009	5.6 LTS.	342	8V	32	DOHC	400	VK56DE	FSHS26372PT	HS26372PT	CS26372	ø
<b>ISUZU</b>												
ASCENDER	2003-2003	4.2 LTS.	256	6L	-	-	-	-	FSHS26213PT	HS26213PT	CS26213	26213PT
ASCENDER	2003-2004	4.2 LTS.	256	6L	-	-	-	-	FSHS26214PT	HS26214PT	CS26213	26214PT
<b>JEEP</b>												
CHEROKEE	1986-1990	2.5 LTS.	153	4L	8	SOHC	-	H	FS9196PT1	HS9196PT1	CS9196	9196PT
CHEROKEE	1984-1985	2.5 LTS.	153	4L	-	-	-	U	FS9196PT	HS9196PT	CS9196	9196PT

CABEZA DER.	CABEZA IZQ.	TAPA DE PUNTERÍAS	MÚLTIPLE PLENO	MÚLTIPLE ADMISIÓN	MÚLTIPLE ESCAPE	SELLOS DE VÁLVULAS	SELLOS DE VÁLVULA ADMISIÓN	SELLOS DE VÁLVULAS ESCAPE	CARTER	KIT TAPA DE DISTRI.	RETEN DE CIGÜEÑAL DELANTERO	RETEN DE CIGÜEÑAL TRASERO	RETEN ÁRBOL DE LEVAS	TORNILLOS DE CULATA
0	0	VSS0277R	-	MS93346		0	SS72530	SS72876	OS34502R	TCS45265	-	BS40626	-	ES74034
0	0	VSS0277R	-	MS95832	MS95842	0	SS72530	SS72876	OS34502R	-	-	BS40626	-	ES74034
0	0	VSS0504R1	-	MS98016T	MS92467	SS71039	0	0	OS30693R	TCS45993	-	BS40640	-	ES72173
0	0	VSS0504R1	-	MS96587/MS92465	MS92467	SS71039	0	0	OS30693R	TCS45993	-	BS40640	-	ES72173
0	0	VSS0504R1	-	MS96587/MS92465	MS92467	SS71039	0	0	OS30693R	TCS45993	-	BS40640	-	ES72173
0	0	VSS0504R1	-	MS98016T	MS92467	SS71039	0	0	OS30693R	TCS45993	-	BS40640	-	ES72173
0	0	VSS0504R1	-	MS96587/MS92465	MS92467	SS71039	0	0	OS30693R	TCS45993	-	BS40640	-	ES72173
0	0	VSS0504R1	-	MS96587/MS92465	MS92467	SS71039	0	0	OS30693R	TCS45993	-	BS40640	-	ES72173
0	0	VSS0277R	-	MS95832	MS95842	0	SS72530	SS72876	OS34502R	-	-	BS40626	-	ES74034
0	0	VSS0504R1	-	MS98016T	MS92467	SS71039	0	0	OS30693R	TCS45993	-	BS40640	-	ES72173
0	0	VSS0504R1	-	MS98016T	MS92467	SS71039	0	0	OS30693R	TCS45993	-	BS40640	-	ES72173
0	0	VSS0504R1	-	MS96587/MS92465	MS92467	SS71039	0	0	OS30693R	TCS45993	-	BS40640	-	ES72173
0	0	VSS0504R1	-	MS96587/MS92465	MS92467	SS71039	0	0	OS30693R	TCS45993	-	BS40640	-	ES72173
26168PT	26169PT	VSS0554R	-	MS96057	MS95840	SS705791	0	0	OS30714R	TCS46007	-	BS40673	-	ES72188
0	0	VSS0504R1	-	MS98016T	MS92467	SS71039	0	0	OS30693R	TCS45993	-	BS40640	-	ES72173
0	0	VSS0504R1	-	MS96587/MS92465	MS92467	SS71039	0	0	OS30693R	TCS45993	-	BS40640	-	ES72173
0	0	VSS0614R	-	MS96473	MS96474	SS702831	0	0	OS30746	-	TCS46051	BS40535	-	ES71333
0	0	VSS0500R	0	MS91485	MS941181	SS702831	0	0	OS30690R	-	TCS45989	BS40430	TCS45620	-
0	0	VSS0614R	-	MS96473	MS96474	SS702831	0	0	OS30746	-	TCS46051	BS40535	-	ES71333
0	0	VSS0614R	-	MS96473	MS96474	SS702831	0	0	OS30746	-	TCS46051	BS40535	-	ES71333
0	0	VSS0576R	MS96384	MS96427	MS96166	SS702832	0	0	-	-	TCS46026	BS40675	TCS46025	ES71331
0	0	VSS0576R	MS96384	MS96427	MS96166	SS702832	0	0	-	-	TCS46026	BS40675	TCS46025	ES71331
0	0	VSS0504R	-	MS96587	MS92467	-	-	-	OS30693R	TCS45993	-	BS40640	-	ES72220/ES72173
0	0	VSS0703R	-	MS964402	MS96889	SS710432	0	0	0	TCS45052	-	BS40705	-	ES72195
0	0	VSS0739R	-	MS964402	MS97009	SS712372	0	0	0	TCS45052	-	BS40705	-	ES72195
0	0	VSS0739R	-	MS964402	MS97009	SS712372	0	0	0	TCS45052	-	BS40705	-	ES72195
0	0	VSS0739R	-	MS964402	MS97009	SS712372	0	0	0	TCS45052	-	BS40705	-	ES71334
0	0	VSS0504R	-	MS96587	MS92467	-	-	-	OS30693R	TCS45993	-	BS40640	-	ES72220
0	0	-	-	-	-	-	-	-	-	-	-	-	-	-
0	0	VSS0575R	-	MS96148	MS96162	SS707952	0	0	OS30726	-	TCS46019	BS40672	TCS457041	ES71201
0	0	VSS0575R	-	MS96148	MS96162	SS707952	0	0	OS30726	-	TCS46019	BS40672	TCS457041	ES71201
0	0	VSS0593R	-	MS96331	MS96332	SS707951	0	0	OS30726	-	TCS460191	BS40672	TCS457041	ES71203
0	0	VSS0705R	-	MS96331	MS96332	SS707951	0	0	OS30780	-	TCS460191	BS40672	TCS457041	ES71203
0	0	-	-	-	-	-	-	-	-	-	-	-	-	-
0	0	-	-	-	-	-	-	-	-	-	-	-	-	-
0	0	VSS0705R	-	MS96331	MS96332	SS707951	0	0	OS30780	-	TCS460191	BS40672	TCS457041	ES71203
0	0	VSS0195R	-	MS94825	MS94763	SS72681	0	0	OS30414C	-	TCS454821	BS400971	TCS45483	-
-	-	PDH100D42500	-	MDH100D42500A	-	VDH100D42500	0	0	ADH100D42500	-	-	-	-	-
0	0	VSS0195R	-	MS94825	MS94763	SS72681	0	0	OS30414C	-	TCS454821	BS400971	TCS45483	-
0	0	VSS0575R	-	MS96148	MS96162	SS707952	0	0	OS30726	-	TCS46019	BS40672	TCS457041	ES71201
0	0	VSS0132R	-	MS929641	MS94841	SS70598	0	0	OS30460A	-	-	BS404081	TCS45483	-
0	0	VSS0026R1	-	MS937953	MS93797	VCH6181	0	0	OS30570C	-	-	BS40562	TCS45483	-
26240PT	26239PT	VSS0608R	-	MS964541	MS91459	SS72821	0	0	OS30688/ OS30696	-	-	BS40631	-	ES72900
26240PT	26239PT	VSS0608R	-	MS964541	MS91459	SS72821	0	0	OS30688/ OS30696	-	-	BS40631	-	ES72900
26242PT	26241PT	VSS0608R	MS96455	MS912411	MS91459	SS72821	0	0	OS30777/ OS30696	TCS45997	-	BS40631	-	ES72900
26373PT	26372PT	VSS0720R	-	MS96945	MS96946	SS70157	0	0	OS30788	-	TCS46135	BS40694	-	ES72198
0	0	VSS0584R	-	MS96294	MS96302	SS710431	0	0	-	TCS45051	-	BS40678	-	ES71334
0	0	VSS0584R	-	MS96294	MS96302	SS710431	0	0	-	TCS45051	-	BS40678	-	ES71334
0	0	VSS0245R	0	MS92100	MS92100	SS70816	0	0	OS30476C	TCS45458/ TCS45117	-	-	-	-
0	0	VSS0245R	-	MS92100	-	SS72668	0	0	OS30476C	TCS45458	-	BS40578	-	ES72896

☒ Número Obsoleto - No Disponible 0 No Aplica / No Requiere



ARMADORA	AÑOS	DESPLAZ.	PCD	CILIN-DROS	VALV.	ÁRBOL DE LEVAS	HP	VIN	JUEGO COMPLETO	MEDIO JUEGO SUPERIOR	MEDIO JUEGO INFERIOR	CABEZA
<b>JEEP Cont...</b>												
CHEROKEE	1985-1986	2.8 LTS.	171	6V	-	-	-	-	FS8699PT3	HS8699PT4	CS86991	8699PT2
CHEROKEE	1992-1993	4.0 LTS.	244	6L	12	OHV	190	S	FSHS9076PT1	HS9076PT1	CS81693	9076PT1
CHEROKEE	1994-1995	4.0 LTS.	244	6L	12	OHV	190	S	FSHS9076PT2	HS9076PT2	CS81693	9076PT1
CHEROKEE	1996-1998	4.0 LTS.	244	6L	12	OHV	190	S	FSHS9076PT3	HS9076PT3	CS81693	9076PT1
CHEROKEE	1999-2001	4.0 LTS.	244	6L	12	OHV	190	S	FSHS9076PT4	HS9076PT4	CS81694	9076PT1
CHEROKEE	1975-1985	5.9 LTS.	360	8V	16	SOHC	-	-	FS8266PT4	HS8266PT4	-	8266PT1
CHEROKEE	1975-1978	6.6 LTS.	403	8V	16	OHV	-	-	FS8266PT4	HS8266PT4	-	8266PT1
CHEROKEE 4X2	1994-1994	4.0 LTS.	244	6L	12	OHV	190	S	FSHS9076PT2	HS9076PT2	CS81693	9076PT1
CJ-5	1980-1983	2.5 LTS.	153	4L	-	-	-	B	JAM4151	-	-	CAM4151
CJ-5	1983-1983	2.5 LTS.	153	4L	-	-	-	U	FS9196PT	HS9196PT	CS9196	9196PT
CJ-7	1980-1983	2.5 LTS.	153	4L	-	-	-	B	JAM4151	-	-	CAM4151
CJ-8	1983-1985	2.5 LTS.	153	4L	-	-	-	U	FS9196PT	HS9196PT	CS9196	9196PT
COMANCHE	1986-1990	2.5 LTS.	153	4L	-	-	-	H	FS9196PT1	HS9196PT1	CS9196	9196PT
COMANCHE	1986-1986	2.8 LTS.	171	6V	-	-	-	-	FS8699PT3	HS8699PT4	CS86991	8699PT2
COMANCHE	1992-1993	4.0 LTS.	244	6L	-	-	-	-	FSHS9076PT1	HS9076PT1	CS81693	9076PT1
COMMANDER	2006-2012	3.7 LTS.	226	6V	12	OHC	210	K	FSHS26229PT	HS26229PT	CS26229	26229PT
COMMANDER	2006-2007	4.7 LTS.	287	8V	16	SOHC	235	N	JCH847001	HS26157PT1	CS26157	26157PT
COMMANDER HEMI	2006-2006	5.7 LTS.	350	8V	16	SOHC	330	2	FSHS26284PT	HS26284PT	CS26284	ø
COMPASS	2009-2013	2.4 LTS.	146	4L	16	DOHC	170	B, ED3	FSHS26332PT	HS26332PT	CS26332	26332PT
COMPASS	2007-2008	2.4 LTS.	146	4L	16	DOHC	170	W	FSHS26332PT	HS26332PT	CS26332	26332PT
GRAND CHEROKEE	2005-2010	3.7 LTS.	226	6V	12	SOHC	210	K	FSHS26229PT	HS26229PT	CS26229	26229PT
GRAND CHEROKEE	1992-1993	4.0 LTS.	244	6L	12	OHV	190	S	FSHS9076PT1	HS9076PT1	CS81693	9076PT1
GRAND CHEROKEE	1994-1995	4.0 LTS.	244	6L	12	OHV	190	S	FSHS9076PT2	HS9076PT2	CS81693	9076PT1
GRAND CHEROKEE	1996-1998	4.0 LTS.	244	6L	12	OHV	190	S	FSHS9076PT3	HS9076PT3	CS81693	9076PT1
GRAND CHEROKEE	2004-2004	4.0 LTS.	244	6L	12	OHV	195	S	FSHS26211PT	HS26211PT	CS81694	26211PT
GRAND CHEROKEE	1999-2003	4.0 LTS.	244	6L	12	OHV	195	S	FSHS9076PT4	HS9076PT4	CS81694	9076PT1
GRAND CHEROKEE	1999-2003	4.7 LTS.	287	8V	16	SOHC	235	N	JCH84700	HS26157PT	CS26157	26157PT
GRAND CHEROKEE	2004-2007	4.7 LTS.	287	8V	16	SOHC	235	N	JCH847001	HS26157PT1	CS26157	26157PT
GRAND CHEROKEE	1993-1997	5.2 LTS.	317	8V	-	-	-	-	JCH85200	HS26179PT1	CS9898	CCH85200
GRAND CHEROKEE	1998-1998	5.9 LTS.	360	8V	-	-	-	-	FSHS9898PT2	HS9898PT2	CS98982	9898PT
GRAND WAGONEER	2005-2006	5.7 LTS.	350	8V	16	SOHC	-	-	FSHS26284PT	HS26284PT	CS26284	ø
GRAND WAGONEER	1984-1991	5.9 LTS.	360	8V	16	SOHC	-	-	FS8266PT4	HS8266PT4	-	8266PT1
LIBERTY	2002-2013	3.7 LTS.	226	6V	12	SOHC	210	K	FSHS26229PT	HS26229PT	CS26229	26229PT
PATRIOT	2010-2013	2.4 LTS.	146	4L	16	DOHC	172	B	FSHS26332PT	HS26332PT	CS26332	26332PT
PATRIOT	2007-2009	2.4 LTS.	146	4L	16	DOHC	172	W	FSHS26332PT	HS26332PT	CS26332	26332PT
SCRAMBLER	1983-1985	2.5 LTS.	153	4L	-	-	-	U	FS9196PT	HS9196PT	CS9196	9196PT
WAGONEER	1986-1987	2.5 LTS.	153	4L	-	-	-	H	FS9196PT1	HS9196PT1	CS9196	9196PT
WAGONEER	1984-1985	2.5 LTS.	153	4L	-	-	-	U	FS9196PT	HS9196PT	CS9196	9196PT
WAGONEER	1985-1986	2.8 LTS.	171	6V	-	-	-	-	FS8699PT3	HS8699PT4	CS86991	8699PT2
WAGONEER	1975-1983	5.9 LTS.	360	8V	16	SOHC	-	-	FS8266PT4	HS8266PT4	-	8266PT1
WRANGLER	1987-1988	2.5 LTS.	153	4L	-	-	-	-	FS9196PT1	HS9196PT1	CS9196	9196PT
WRANGLER	2004-2006	4.0 LTS.	244	6L	12	OHV	181	S	FSHS26211PT	HS26211PT	CS81694	26211PT
WRANGLER	1992-1993	4.0 LTS.	244	6L	12	OHV	181	S	FSHS9076PT1	HS9076PT1	CS81693	9076PT1
WRANGLER	1994-1995	4.0 LTS.	244	6L	12	OHV	181	S	FSHS9076PT2	HS9076PT2	CS81693	9076PT1
WRANGLER	1996-1998	4.0 LTS.	244	6L	12	OHV	181	S	FSHS9076PT3	HS9076PT3	CS81693	9076PT1
WRANGLER	1999-2003	4.0 LTS.	244	6L	12	OHV	181	S	FSHS9076PT4	HS9076PT4	CS81694	9076PT1
WRANGLER	2004-2006	4.0 LTS.	244	6L	12	OHV	190	S	FSHS26211PT	HS26211PT	CS81694	26211PT
WRANGLER	1992-1993	4.0 LTS.	244	6L	12	OHV	190	S	FSHS9076PT1	HS9076PT1	CS81693	9076PT1
WRANGLER	1994-1995	4.0 LTS.	244	6L	12	OHV	190	S	FSHS9076PT2	HS9076PT2	CS81693	9076PT1
WRANGLER	1996-1998	4.0 LTS.	244	6L	12	OHV	190	S	FSHS9076PT3	HS9076PT3	CS81693	9076PT1
WRANGLER	1999-2003	4.0 LTS.	244	6L	12	OHV	190	S	FSHS9076PT4	HS9076PT4	CS81694	9076PT1

CABEZA DER.	CABEZA IZQ.	TAPA DE PUNTERÍAS	MÚLTIPLE PLENO	MÚLTIPLE ADMISIÓN	MÚLTIPLE ESCAPE	SELLOS DE VÁLVULAS	SELLOS DE VÁLVULA ADMISIÓN	SELLOS DE VÁLVULAS ESCAPE	CARTER	KIT TAPA DE DISTRI.	RETEN DE CIGÜEÑAL DELANTERO	RETEN DE CIGÜEÑAL TRASERO	RETEN ÁRBOL DE LEVAS	TORNILLOS DE CULATA
0	0	VSS0182R	0	MS91022	MS90864	SS72530	0	0	OS30512C	TCS45466	-	BS40625	-	ES72857
0	0	VSS0022C1	-	MS94790	-	SS70819	0	0	OS34308R	TCS45117	-	BS40612	-	-
0	0	VSS0022C1	-	MS94790	-	SS72835	0	0	OS34308R	TCS45117	-	BS40612	-	-
0	0	VSS0458R	-	MS94790	-	SS72835	0	0	OS34308R	TCS45117	-	BS40612	-	ES71102
0	0	VSS0458R	-	MS93094	-	SS72835	0	0	OS34308R	TCS45117	-	BS40183	-	ES71102
0	0	VSS0001C	-	-	MS90166	SS70529	0	0	OS30187C	TCS45271/ TCS45003	-	BS40003	-	-
0	0	VSS0001C	-	-	MS90166	SS70529	0	0	OS30187C	TCS45271/ TCS45003	-	BS40003	-	-
0	0	VSS0022C1	-	MS94790	-	SS72835	0	0	OS34308R	TCS45117	-	BS40612	-	-
0	0	☒	-	MS90563	☒	-	-	-	☒	-	-	BS40110	-	-
0	0	VSS0245R	-	MS92100	-	SS72668	0	0	OS30476C	TCS45458	-	BS40578	-	ES72896
0	0	☒	-	MS90563	☒	-	-	-	☒	-	-	BS40110	-	-
0	0	VSS0245R	-	MS92100	-	SS72668	0	0	OS30476C	TCS45458	-	BS40578	-	ES72896
0	0	VSS0245R	0	MS92100	MS92100	SS70816	0	0	OS30476C	TCS45458/ TCS45117	-	-	-	-
0	0	VSS0182R	0	MS91022	MS90864	SS72530	0	0	OS30512C	TCS45466	-	BS40625	-	ES72857
0	0	VSS0022C1	-	MS94790	-	SS70819	0	0	OS34308R	TCS45117	-	BS40612	-	-
0	0	VSS0594R/ VSS0652R	-	MS932051	MS963441	SS710411	0	0	OS30743R	TCS46022	-	BS40186	-	ES711291
0	0	VSS0577R	-	MS93205	MS93217	SS71041	0	0	OS30709R	TCS46022	-	BS40186	-	ES71129
26286PT	26284PT	VSS0625R	-	MS96574	MS96532	SS72914	0	0	OS30750R	TCS46169	-	BS40684	-	ES72200
0	0	VSS0698R	-	MS96840	MS96902/ MS96961	SS71268	0	0	OS30782	-	TCS46098	BS40684	TCS45961	ES72267
0	0	VSS0698R	-	MS96840	MS96902/ MS96961	SS71268	0	0	OS30782	-	TCS46098	BS40684	TCS45961	ES72267
0	0	VSS0594R/ VSS0652R	-	MS932051	MS963441	SS710411	0	0	OS30743R	TCS46022	-	BS40186	-	ES711291
0	0	VSS0022C1	-	MS94790	-	SS70819	0	0	OS34308R	TCS45117	-	BS40612	-	-
0	0	VSS0022C1	-	MS94790	-	SS72835	0	0	OS34308R	TCS45117	-	BS40612	-	-
0	0	VSS0458R	-	MS94790	-	SS72835	0	0	OS34308R	TCS45117	-	BS40612	-	ES71102
0	0	VSS0458R	-	MS93094	-	SS72835	0	0	OS34308R	TCS45117	-	BS40183	-	ES71102
0	0	VSS0458R	-	MS93094	-	SS72835	0	0	OS34308R	TCS45117	-	BS40183	-	ES71102
0	0	VSS0521R	-	MS93205	MS93217	SS71041	0	0	OS30709R	TCS46000/ TCS46002	-	BS40186	-	ES71129
0	0	VSS0577R	-	MS93205	MS93217	SS71041	0	0	OS30709R	TCS46022	-	BS40186	-	ES71129
0	0	PCH85200	MS95462	MS95392	MCH85200E	SS72844	0	0	OS34408R	TCS45949	-	BS40181	-	ES710381
0	0	VSS0419R	MS95462	MS953921	MS95480	SS72844	0	0	OS34409R	TCS45999	-	BS40651	-	ES710381
26286PT	26284PT	VSS0625R	-	MS96574	MS96532	SS72914	0	0	OS30750R	TCS46169	-	BS40684	-	ES72200
0	0	VSS0001C	-	-	MS90166	SS70529	0	0	OS30187C	TCS45271/ TCS45003	-	BS40003	-	-
0	0	VSS0594R	-	MS932051	MS963441	SS710411	0	0	OS30743R	TCS46022	-	BS40186	-	ES711291
0	0	VSS0698R	-	MS96840	MS96902/ MS96961	SS71268	0	0	OS30782	-	TCS46098	BS40684	TCS45961	ES72267
0	0	VSS0698R	-	MS96840	MS96902/ MS96961	SS71268	0	0	OS30782	-	TCS46098	BS40684	TCS45961	ES72267
0	0	VSS0245R	-	MS92100	-	SS72668	0	0	OS30476C	TCS45458	-	BS40578	-	ES72896
0	0	VSS0245R	0	MS92100	MS92100	SS70816	0	0	OS30476C	TCS45458/ TCS45117	-	-	-	-
0	0	VSS0245R	-	MS92100	-	SS72668	0	0	OS30476C	TCS45458	-	BS40578	-	ES72896
0	0	VSS0182R	0	MS91022	MS90864	SS72530	0	0	OS30512C	TCS45466	-	BS40625	-	ES72857
0	0	VSS0001C	-	-	MS90166	SS70529	0	0	OS30187C	TCS45271/ TCS45003	-	BS40003	-	-
0	0	VSS0245R	0	MS92100	MS92100	SS70816	0	0	OS30476C	TCS45458/ TCS45117	-	-	-	-
0	0	VSS0458R	-	MS93094	-	SS72835	0	0	OS34308R	TCS45117	-	BS40183	-	ES71102
0	0	VSS0022C1	-	MS94790	-	SS70819	0	0	OS34308R	TCS45117	-	BS40612	-	-
0	0	VSS0022C1	-	MS94790	-	SS72835	0	0	OS34308R	TCS45117	-	BS40612	-	-
0	0	VSS0458R	-	MS94790	-	SS72835	0	0	OS34308R	TCS45117	-	BS40612	-	ES71102
0	0	VSS0458R	-	MS93094	-	SS72835	0	0	OS34308R	TCS45117	-	BS40183	-	ES71102
0	0	VSS0458R	-	MS93094	-	SS72835	0	0	OS34308R	TCS45117	-	BS40183	-	ES71102
0	0	VSS0022C1	-	MS94790	-	SS70819	0	0	OS34308R	TCS45117	-	BS40612	-	-
0	0	VSS0022C1	-	MS94790	-	SS72835	0	0	OS34308R	TCS45117	-	BS40612	-	-
0	0	VSS0458R	-	MS94790	-	SS72835	0	0	OS34308R	TCS45117	-	BS40612	-	ES71102
0	0	VSS0458R	-	MS93094	-	SS72835	0	0	OS34308R	TCS45117	-	BS40183	-	ES71102

☒ Número Obsoleto - No Disponible 0 No Aplica / No Requiere

ARMADORA	AÑOS	DESPLAZ.	PCD	CILIN-DROS	VALV.	ÁRBOL DE LEVAS	HP	VIN	JUEGO COMPLETO	MEDIO JUEGO SUPERIOR	MEDIO JUEGO INFERIOR	CABEZA
<b>KIA</b>												
RIO	2006-2009	1.6 LTS.	98	4L	-	-	-	-	FSHS26224PT2	HS26224PT2	CS262241	26224PT
<b>LAND ROVER</b>												
RANGE ROVER	1994-2002	3.9 LTS.	238	8V	16	-	-	35-38D	JLR84300	-	-	CLR84300
RANGE ROVER	1994-2002	4.3 LTS.	262	8V	16	-	-	42D	JLR84300	-	-	CLR84300
RANGE ROVER	1997-1998	4.6 LTS.	281	8V	16	OHV	225	46D	JLR84300	-	-	CLR84300
<b>LINCOLN</b>												
BLACKWOOD	2002-2002	5.4 LTS.	330	8V	32	DOHC	300	A	FSHS9790PT14	HS9790PT14	CS97904	ø
CONTINENTAL	1982-1982	3.8 LTS.	232	6V	-	-	-	3	JFO62303	-	-	-
CONTINENTAL	1983-1985	5.0 LTS.	302	8V	-	-	-	-	FS8548PT14	HS8548PT11	CS85482	8548PT2
MARK LT	2005-2006	5.4 LTS.	330	8V	24	OHC	300	5	FSHS26306PT	HS26306PT	CS97905	ø
MARK LT	2007-2009	5.4 LTS.	330	8V	24	OHC	300	5	FSHS26306PT2	HS26306PT2	CS97905	ø
NAVIGATOR	1999-1999	5.4 LTS.	330	8V	24	SOHC	260	A, L	FSHS9790PT14	HS9790PT14	CS97904	ø
NAVIGATOR	2004-2006	5.4 LTS.	330	8V	24	SOHC	300	5	FSHS26306PT	HS26306PT	CS97905	ø
NAVIGATOR	2007-2012	5.4 LTS.	330	8V	24	SOHC	300	5	FSHS26306PT2	HS26306PT2	CS97905	ø
NAVIGATOR	2000-2001	5.4 LTS.	330	8V	24	SOHC	300	A	FSHS9790PT14	HS9790PT14	CS97904	ø
NAVIGATOR	2002-2004	5.4 LTS.	330	8V	24	SOHC	300	R	FSHS9790PT14	HS9790PT14	CS97904	ø
TOWN CAR	1983-1985	5.0 LTS.	302	8V	-	-	-	-	FS8548PT14	HS8548PT11	CS85482	8548PT2
ZEPHYR	2006-2006	3.0 LTS.	183	6V	24	DOHC	221	1	FSHS26233PT1	HS26233PT1	CS90382	ø
<b>MAZDA</b>												
626	1982-1986	2.0 LTS.	122	4L	16	-	-	FE	JMA42000	-	-	9422PT
808	1972-1977	1.8 LTS.	110	4L	8	-	-	VB	JFO4110	<input checked="" type="checkbox"/>	<input checked="" type="checkbox"/>	8502PT
B2000	1985-1988	2.0 LTS.	122	4L	16	-	-	FE	JMA42000	-	-	9422PT
B2300	2001-2003	2.3 LTS.	140	4L	-	-	-	-	FSHS26250PT	HS26250PT	CS26250	26250PT
B3000	1996-2000	3.0 LTS.	183	6V	-	-	-	-	FSHS9902PT3	HS9902PT3	CS93682	ø
B3000	2002-2008	3.0 LTS.	183	6V	-	-	-	-	FSHS9902PT5	HS9902PT5	CS93683	ø
B4000	2001-2003	4.0 LTS.	244	6V	-	-	-	E	FSHS9293PT2	HS9293PT2	CS9293	ø
B4000	1997-2000	4.0 LTS.	244	6V	-	-	-	X	FSHS9081PT1	HS9081PT1	CS97241	ø
LUCE	1970-1973	1.8 LTS.	110	4L	8	-	-	VB	JFO4110	<input checked="" type="checkbox"/>	<input checked="" type="checkbox"/>	8502PT
MIATA	1994-1997	1.8 LTS.	110	4L	-	-	-	-	JFO41800	HS9717PT1	CS96961	<input checked="" type="checkbox"/>
PICK UP	1972-1978	1.8 LTS.	110	4L	8	-	-	VB	JFO4110	<input checked="" type="checkbox"/>	<input checked="" type="checkbox"/>	8502PT
<b>MERCEDES BENZ</b>												
SPRINTER	2003-2009	2.7 LTS.	165	5L	20	-	-	MB647.981	JMBSD52700	HSMBS52700	-	CMBSD52700
VITO	2006-2009	2.2 LTS.	134	4L	16	-	-	MB611.980	JMBVD42200	HSMBVD42200	-	CMBVD42200
<b>MERCURY</b>												
CAPRI	1983-1986	3.8 LTS.	232	6V	-	-	-	3	JFO62303	-	-	-
COUGAR	1982-1987	3.8 LTS.	232	6V	-	-	-	3	JFO62303	-	-	-
COUGAR	1983-1985	5.0 LTS.	302	8V	-	-	-	-	FS8548PT14	HS8548PT11	CS85482	8548PT2
COUGAR XR7 SUP. CARGADO	1990-1994	3.8 LTS.	232	6V	-	-	230	R	JFO638002	HS9642PT	CS88575	9642PT1
MARINER	2005-2006	3.0 LTS.	183	6V	24	DOHC	240	G	FSHS26233PT	HS26233PT	CS90382	ø
MARINER	2001-2001	4.0 LTS.	244	8V	-	-	-	-	FSHS9293PT1	HS9293PT1	CS9293	ø
MILAN	2006-2009	3.0 LTS.	183	6V	24	DOHC	221	1	FSHS26233PT1	HS26233PT1	CS90382	ø
MONTEGO	2006-2007	3.0 LTS.	183	6V	24	DOHC	203	1	FSHS26207PT2	HS26207PT2	CS90382	ø
MONTEGO	2005-2005	3.0 LTS.	183	6V	24	DOHC	203	-	FSHS26207PT2	HS26207PT2	CS90382	ø
MOUNTAINEER	2001-2003	4.0 LTS.	244	8V	-	-	-	E	FSHS9293PT2	HS9293PT2	CS9293	ø
MOUNTAINEER	1997-2001	5.0 LTS.	302	8V	-	-	-	-	FSHS8548PT14	HS8548PT14	CS85489	8548PT2
TEMPO	1985-1993	2.3 LTS.	140	4L	-	-	-	-	JFO8255	HS9814PT	CS91953	9814PT
VILLAGER	1999-2002	3.3 LTS.	201	6V	-	-	-	-	FSHS26219PT	HS26219PT	CS26219	26219PT
<b>MINI</b>												
COOPER	2002-2007	1.6 LTS.	98	4L	16	-	-	W10B16A	JMN41600	-	-	CMN41600
COOPER "S" CABRIO	2002-2009	1.6 LTS.	98	4L	16	-	-	W10B16A	JMN41600	-	-	CMN41600
COOPER CABRIO	2002-2009	1.6 LTS.	98	4L	16	-	-	W10B16A	JMN41600	-	-	CMN41600
COOPER PEPPER	2002-2009	1.6 LTS.	98	4L	16	-	-	W10B16A	JMN41600	-	-	CMN41600
COOPER SEVEN	2006-2006	1.6 LTS.	98	4L	16	-	-	W10B16A	JMN41600	-	-	CMN41600



CABEZA DER.	CABEZA IZQ.	TAPA DE PUNTERÍAS	MÚLTIPLE PLENO	MÚLTIPLE ADMISIÓN	MÚLTIPLE ESCAPE	SELLOS DE VÁLVULAS	SELLOS DE VÁLVULA ADMISIÓN	SELLOS DE VÁLVULAS ESCAPE	CARTER	KIT TAPA DE DISTRI.	RETEN DE CIGÜEÑAL DELANTERO	RETEN DE CIGÜEÑAL TRASERO	RETEN ÁRBOL DE LEVAS	TORNILLOS DE CULATA
0	0	V5S0705R	-	MS96331	MS96332	SS707951	0	0	OS30780	-	TCS460191	BS40672	TCS457041	ES71203
0	0	PLR84300	-	MLR84300A	MLR84300E	-	-	-	ALR84300	-	-	-	-	HBLR84300
0	0	PLR84300	-	MLR84300A	MLR84300E	-	-	-	ALR84300	-	-	-	-	HBLR84300
0	0	PLR84300	-	MLR84300A	MLR84300E	-	-	-	ALR84300	-	-	-	-	HBLR84300
9790PT2	9792PT2	V5S0477R	MS93168	MS92902	MS95949	SS72888	0	0	OS30725R	TCS460101	TCS46114	BS40620	-	ES71328
-	-	-	-	-	-	-	-	-	-	-	-	-	-	-
0	0	VS13264T	MS93834	MS94951	MS90000	SS70070	0	0	OS13260T	TCS45449/ TCS45450	-	BS40644	-	-
26307PT	26306PT	V5S0664R	0	MS96696	MS96679	SS729211	0	0	OS30725R	TCS46078	TCS46117	BS40644	-	ES71328
26307PT	26306PT	V5S0687R	0	MS96696	MS96679	SS729211	0	0	OS30725R	TCS46078	TCS46117	BS40644	-	ES71328
9790PT2	9792PT2	V5S0477R	MS93168	MS92902	MS95949	SS72888	0	0	OS30725R	TCS460101	TCS46114	BS40620	-	ES71328
26307PT	26306PT	V5S0664R	0	MS96696	MS96679	SS729211	0	0	OS30725R	TCS46078	TCS46117	BS40644	-	ES71328
26307PT	26306PT	V5S0687R	0	MS96696	MS96679	SS729211	0	0	OS30725R	TCS46078	TCS46117	BS40644	-	ES71328
9790PT2	9792PT2	V5S0477R	MS93168	MS92902	MS95949	SS72888	0	0	OS30725R	TCS460101	TCS46114	BS40620	-	ES71328
9790PT2	9792PT2	V5S0477R	MS93168	MS92902	MS95949	SS72888	0	0	OS30725R	TCS460101	TCS46114	BS40620	-	ES71328
0	0	VS13264T	MS93834	MS94951	MS90000	SS70070	0	0	OS13260T	TCS45449/ TCS45450	-	BS40644	-	-
26212PT	26233PT	V5S0644R	MS96252	MS925861	MS95715	SS728731	0	0	OS30729R	TCS46016	TCS46114	BS40644	TCS46071	ES72159
0	0	PMA42000	-	MMA420001A	MS93353	-	-	-	-	-	-	-	-	-
0	0	<input checked="" type="checkbox"/>	-	MMA41600A	-	<input checked="" type="checkbox"/>	0	0	<input checked="" type="checkbox"/>	<input checked="" type="checkbox"/>	-	BS40126	-	-
0	0	PMA42000	-	MMA420001A	MS93353	-	-	-	-	-	-	-	-	-
0	0	V5S0638R	-	MS96634	MS96655	SS72917	0	0	-	-	TCS46132/ TCS46059	BS40689	-	ES72207
9903PT	9902PT	V5S0374R	MS93491	MS95372	MS95939	SS70819	0	0	OS30717R/ OS30620R	TCS45973/ TCS45771	-	BS40646/ BS40158	-	ES72136
9903PT	9902PT	V5S0374R	MS94429	MS953721	MS95939	SS70964	0	0	OS30712R	TCS45973/ TCS45771	-	BS40646/ BS40158	-	ES72174
26301PT	26300PT	V5S0529R	-	MS96123	MS90779	SS70858	0	0	OS34309R	TCS45986	-	BS40647	-	ES72171
5445SD	5455SD	V5S0368T	MS90732	MS90728	MS95960	SS72686	0	0	OS34309R	TCS45291	-	BS40647	-	ES72794
0	0	<input checked="" type="checkbox"/>	-	MMA41600A	-	<input checked="" type="checkbox"/>	0	0	<input checked="" type="checkbox"/>	<input checked="" type="checkbox"/>	-	BS40126	-	-
0	0	V5S0569R	-	MS94612	<input checked="" type="checkbox"/>	VFO4122	0	0	<input checked="" type="checkbox"/>	-	-	<input checked="" type="checkbox"/>	TCS45860	-
0	0	<input checked="" type="checkbox"/>	-	MMA41600A	-	<input checked="" type="checkbox"/>	0	0	<input checked="" type="checkbox"/>	<input checked="" type="checkbox"/>	-	BS40126	-	-
0	0	PMBSD52700	MMBSD52700P	MMBSD52700A	MMBSD52700E	VMBSD52700	0	0	AMBSD52700	-	-	-	-	TMBSD52700
0	0	PMBVD42200	-	MMBVD42200A	MMBVD42200E	VMBVD42200	0	0	AMBVD42200	-	-	-	-	TMBVD42200
-	-	-	-	-	-	-	-	-	-	-	-	-	-	-
-	-	-	-	-	-	-	-	-	-	-	-	-	-	-
0	0	VS13264T	MS93834	MS94951	MS90000	SS70070	0	0	OS13260T	TCS45449/ TCS45450	-	BS40644	-	-
0	0	V5S0070R	-	MS940451	MS91346	SS72708	0	0	OS30625R	TCS45826	-	BS40620	-	ES72142
26212PT	26233PT	V5S0579R	MS96252	MS925861	MS95715	SS728731	0	0	OS30729R	TCS46016	TCS46114	BS40644	TCS45966	ES72159
26300PT	26301PT	V5S0529R	-	MS96123	MS90779	SS70858	0	0	OS30687R/ OS34309R	TCS45986	-	BS40647	-	ES72171
26212PT	26233PT	V5S0644R	MS96252	MS925861	MS95715	SS728731	0	0	OS30729R	TCS46016	TCS46114	BS40644	TCS46071	ES72159
26212PT	26207PT	V5S0629R	MS96252	MS925861	MS95715	SS728731	0	0	OS30729R	TCS46016	TCS46114	BS40644	TCS46071	ES72159
26212PT	26207PT	V5S0629R	MS96252	MS925861	MS95715	SS728731	0	0	OS30729R	TCS46016	TCS46114	BS40644	TCS46071	ES72159
26301PT	26300PT	V5S0529R	-	MS96123	MS90779	SS70858	0	0	OS34309R	TCS45986	-	BS40647	-	ES72171
0	0	VS13264T	-	MS95952	MS95954	SS72683	0	0	OS34508R	TCS45450	-	BS40644	-	ES72155
0	0	V5S0399	MS94032	MS93483	MS94758	SS72683	0	0	OS30541R	TCS45626	-	BS40646	-	-
0	0	V5S0251R1	MS922733	MS922703	MS96300	SS72629	0	0	OS30591	-	TCS46033	BS40609	TCS45635	ES72194
0	0	PMN41600	-	MMN41600A	MMN41600E	-	-	-	AMN41600	-	-	-	-	HBMN41600
0	0	PMN41600	-	MMN41600A	MMN41600E	-	-	-	AMN41600	-	-	-	-	HBMN41600
0	0	PMN41600	-	MMN41600A	MMN41600E	-	-	-	AMN41600	-	-	-	-	HBMN41600
0	0	PMN41600	-	MMN41600A	MMN41600E	-	-	-	AMN41600	-	-	-	-	HBMN41600
0	0	PMN41600	-	MMN41600A	MMN41600E	-	-	-	AMN41600	-	-	-	-	HBMN41600

Número Obsoleto - No Disponible 0 No Aplica / No Requiere

ARMADORA	AÑOS	DESPLAZ.	PCD	CILIN-DROS	VALV.	ÁRBOL DE LEVAS	HP	VIN	JUEGO COMPLETO	MEDIO JUEGO SUPERIOR	MEDIO JUEGO INFERIOR	CABEZA
<b>MITSUBISHI</b>												
DIAMANTE	1992-1992	3.0 LTS.	183	6V	-	-	-	S	JCH61811	HS9112PT2	CS9112	CCH6181
DIAMANTE	1997-2004	3.5 LTS.	214	6V	-	-	-	-	FSHS26193PT1	HS26193PT1	CS261932	26193PT
ECLIPSE	2000-2005	2.4 LTS.	146	4L	-	-	-	-	FSHS26172PT	HS26172PT	CS26172	26172PT
ECLIPSE	2001-2002	3.0 LTS.	183	6VT	24	SOHC	200	H	FSHS9537PT	HS9537PT	CS9537	9537PT
ECLIPSE	2000-2000	3.0 LTS.	183	6VT	24	SOHC	200	L	FSHS9537PT	HS9537PT	CS9537	9537PT
ECLIPSE COUPE GT	2003-2005	3.0 LTS.	183	6VT	24	SOHC	200	6G72	FSHS9537PT	HS9537PT	CS9537	9537PT
GALANT	1999-2005	2.4 LTS.	146	4LT	16	SOHC	-	-	FSHS26172PT	HS26172PT	CS26172	26172PT
GALANT	2003-2003	3.0 LTS.	183	6V	24	SOHC	195	6G72	FSHS9537PT	HS9537PT	CS9537	9537PT
GALANT	2001-2001	3.0 LTS.	183	6V	24	SOHC	195	H	FSHS9537PT	HS9537PT	CS9537	9537PT
GALANT	2000-2002	3.0 LTS.	183	6V	24	SOHC	195	L	FSHS9537PT	HS9537PT	CS9537	9537PT
L200	2008-2010	2.5 LTS.	153	4LT	-	DOHC	-	4D56	JMIDL200	HSMIDL200	CSMIDL200	-
LANCER	2006-2007	2.0 LTS.	122	4LT	16	DOHC	120	4G94	FSHS26288PT	HS26288PT	CS26288	26288PT
LANCER	2002-2005	2.0 LTS.	122	4LT	16	DOHC	120	4G94	FSHS26288PT	HS26288PT	CS26288	26288PT
MONTERO SPORT	1999-2003	3.5 LTS.	214	6VT	24	SOHC	197	6G72	FSHS9537PT	HS9537PT	CS9537	9537PT
OUTLANDER	2003-2003	2.4 LTS.	146	4LT	16	SOHC	-	4G64	FSHS26172PT	HS26172PT	CS26172	26172PT
PRECIS	1990-1994	1.5 LTS.	92	4L	-	-	-	-	FSHS9352PT2	HS9352PT2	CS87671	9352PT
<b>NISSAN</b>												
300ZX	1991-1996	3.0 LTS.	183	6V	12	DOHC	222	VG30E	JNI63000	-	-	-
300ZX TURBO	1990-1996	3.0 LTS.	183	6V	24	DOHC	300	VG30DETT	JNI630001	-	-	CNI630001
350Z	2003-2006	3.5 LTS.	214	6VT	24	DOHC	287	VQ35DE	FSHS26235PT1	HS26239PT	CS9508	ø
ALTIMA	2002-2006	2.5 LTS.	153	4LT	16	DOHC	175	QR25DE	FSHS26261PT	HS26261PT	CS26261	26261PT
APRIO	2008-2011	1.6 LTS.	98	4L	16	DOHC	103	K4M	JNI4KM	-	-	CNI4KM
ARMADA	2005-2009	5.6 LTS.	342	8V	32	DOHC	305-317	VK56DE	FSHS26372PT	HS26372PT	CS26372	ø
CABSTAR	2007-2011	2.5 LTS.	153	4LT	16	DOHC	165-177	YD25DDTi	JNICD42500	HSNICD42500	CSNICD42500	-
D-22	2007-2011	2.5 LTS.	153	4LT	16	DOHC	165-177	YD25DDTi	JNICD42500	HSNICD42500	CSNICD42500	-
DATSUN	1984-1993	1.6 LTS.	98	4L	8	-	-	E15, E16	JNI416002	-	-	CNI416002
FRONTIER	1996-2015	2.5 LTS.	153	4LT	16	DOHC	165-177	YD25DDTi	JNICD42500	HSNICD42500	CSNICD42500	-
FRONTIER	1999-2004	3.3 LTS.	201	6V	12	SOHC	170-180	VG33DE	FSCS26192	HS26219PT1	CS26219	26219PT
LUCINO GSR	1996-2000	2.0 LTS.	122	4LT	16	DOHC	140	SR20DE	JNI420002	-	-	9816PT
MAXIMA	1991-2003	3.0 LTS.	183	6V	12	-	-	VG30E	JNI63000	-	-	-
PATHFINDER	1996-2000	3.3 LTS.	201	6V	12	OHC	170	VG33E	FSCS26192	HS26219PT1	CS26219	26219PT
PATHFINDER	2001-2004	3.5 LTS.	214	6V	24	DOHC	240	VQ35DE	FSHS26241PT	HS26241PT	CS26241	ø
PATHFINDER	2004-2009	5.6 LTS.	342	8V	32	DOHC	305-317	VK56DE	FSHS26372PT	HS26372PT	CS26372	ø
PICK UP	1991-2002	2.4 LTS.	146	4L	-	-	-	KA24E	JNI42400	-	-	CNI42400
PLATINA	2002-2010	1.6 LTS.	98	4LT	16	DOHC	110	K4M	JNI4KM	-	-	CNI4KM
PULSAR	1988-1991	1.6 LTS.	98	4L	-	-	-	GA16I	JNI4GA16I	-	-	CNI4GA16I
QUEST	1999-2002	3.3 LTS.	201	6V	12	SOHC	170	VG33DE	FSHS26219PT	HS26219PT	CS26219	26219PT
SENTRA	1989-1991	1.6 LTS.	98	4L	-	-	-	GA16I	JNI4GA16I	-	-	CNI4GA16I
SENTRA	1992-2000	1.6 LTS.	98	4LT	16	DOHC	110	GA16DE	JNI4GA16	-	-	9819PT
SENTRA	2000-2002	1.8 LTS.	110	4LT	16	DOHC	126	QG18DE	FSHS26255PT	HS26255PT1	CS26255	26255PT
SENTRA	2003-2003	1.8 LTS.	110	4LT	16	DOHC	126	QG18DE	FSHS26255PT	HS26255PT1	CS26255	26255PT
SENTRA	2004-2006	1.8 LTS.	110	4LT	16	DOHC	126	QG18DE	FSHS26255PT1	HS26255PT1	CS26255	26255PT
SENTRA	1996-2001	2.0 LTS.	122	4LT	16	DOHC	140	SR20DE	JNI420002	-	-	9816PT
SENTRA	2007-2012	2.0 LTS.	122	4LT	16	DOHC	200	MR20DE	JNI41800	-	-	CNI41800
SENTRA	2002-2006	2.5 LTS.	153	4LT	16	DOHC	165-177	QR25DE	FSHS26261PT	HS26261PT	CS26261	26261PT
SUNNY	1990-1995	1.6 LTS.	98	4LT	16	DOHC	110	GA16DE	JNI4GA16	-	-	9819PT
TIIDA	2007-2015	1.8 LTS.	110	4LT	8	OHC	125	MR18DE	JNI41800	-	-	CNI41800
TITAN	2004-2009	5.6 LTS.	342	8V	32	DOHC	317	VK56DE	FSHS26372PT	HS26372PT	CS26372	ø
TSUBAME	1993-2004	1.6 LTS.	98	4LT	16	DOHC	110	GA16DE	JNI4GA16	-	-	9819PT
TSURU GS,GST,GSX	1993-2006	1.6 LTS.	98	4LT	16	DOHC	105	GA16DE	JNI4GA16	-	-	9819PT
URVAN	2002-2007	2.4 LTS.	146	4L	16	DOHC	139	KA24DE	JNIU42400	-	-	CNIU42400
URVAN	2009-2010	3.0 LTS.	183	4L	16	-	-	ZD30DDTi	JNIUD63000	HSNIUD63000	CSNI-UD63000	-
X-TERRA	2000-2004	3.3 LTS.	201	6V	12	SOHC	170-180	VG33DE	FSCS26192	HS26219PT1	CS26219	26219PT
X-TRAIL	2005-2007	2.5 LTS.	153	4L	16	DOHC	180	QR25DE	FSHS26261PT	HS26261PT	CS26261	26261PT

CABEZA DER.	CABEZA IZQ.	TAPA DE PUNTERÍAS	MÚLTIPLE PLENO	MÚLTIPLE ADMISIÓN	MÚLTIPLE ESCAPE	SELLOS DE VÁLVULAS	SELLOS DE VÁLVULA ADMISIÓN	SELLOS DE VÁLVULAS ESCAPE	CARTER	KIT TAPA DE DISTRI.	RETEN DE CIGÜEÑAL DELANTERO	RETEN DE CIGÜEÑAL TRASERO	RETEN ÁRBOL DE LEVAS	TORNILLOS DE CULATA
0	0	VSS0026R1	-	MS937953	MS93797	VCH6181	0	0	OS30570C	-	-	BS40562	TCS45483	-
0	0	VSS0461R	MS95708	MS95709	MS95711	SS70795	0	0	OS30745	-	TCS45911	BS40660	TCS45704	ES72859
0	0	VSS0562R	-	MS96075	MS95470	SS70660	0	0	OS30715	-	-	-	TCS45483	-
0	0	VSS0461R	MS95708	MS95709	MS95711	SS70795	0	0	OS30707	-	TCS45965	BS40660	TCS45483	ES72859
0	0	VSS0461R	MS95708	MS95709	MS95711	SS70795	0	0	OS30707	-	TCS45965	BS40660	TCS45483	ES72859
0	0	VSS0461R	MS95708	MS95709	MS95711	SS70795	0	0	OS30707	-	TCS45965	BS40660	TCS45483	ES72859
0	0	VSS0562R	-	MS96075	MS95470	SS70660	0	0	OS30715	-	-	-	TCS45483	-
0	0	VSS0461R	MS95708	MS95709	MS95711	SS70795	0	0	OS30707	-	TCS45965	BS40660	TCS45483	ES72859
0	0	VSS0461R	MS95708	MS95709	MS95711	SS70795	0	0	OS30707	-	TCS45965	BS40660	TCS45483	ES72859
0	0	VSS0461R	MS95708	MS95709	MS95711	SS70795	0	0	OS30707	-	TCS45965	BS40660	TCS45483	ES72859
0	0	VSS0461R	MS95708	MS95709	MS95711	SS70795	0	0	OS30707	-	TCS45965	BS40660	TCS45483	ES72859
0	0	VSS0721R	-	MS96633/MS96137	MS96935/MS96659	SS70660	0	0	OS30715/OS30757	-	TCS46137/TCS45931	BS40663	TCS45704	-
0	0	VSS0723R	-	MS96633/MS96137	MS96935/MS96659	SS70660	0	0	OS30715/OS30757	-	TCS46137/TCS45931	BS40663	TCS45704	-
0	0	VSS0461R	MS95708	MS95709	MS95711	SS70795	0	0	OS30707	-	TCS45965	BS40660	TCS45483	ES72859
0	0	VSS0562R	-	MS96075	MS95470	SS70660	0	0	OS30715	-	-	-	TCS45483	-
0	0	VSS0195R	-	MS94825	MS94763	SS72681	0	0	OS30414C	-	TCS454821	BS400971	TCS45483	-
0	0	-	-	-	-	-	-	-	-	-	-	-	-	-
0	0	-	-	-	-	-	-	-	-	-	-	-	-	-
26240PT	26239PT	VSS0608R	-	MS964541	MS91459	SS72821	0	0	OS30688/OS30696	-	-	BS40631	-	ES72900
0	0	VSS0623R	-	MS96536	MS96539	SS70157	0	0	-	-	TCS45056	BS40694	-	ES72198
0	0	-	-	-	-	-	-	-	-	-	-	-	-	-
26373PT	26372PT	VSS0720R	-	MS96945	MS96946	SS70157	0	0	OS30788	-	TCS46135	BS40694	-	ES72198
-	-	PNICD42500	-	-	-	VNICD42500	0	0	-	-	-	-	-	TNICD42500
-	-	PNICD42500	-	-	-	VNICD42500	0	0	-	-	-	-	-	TNICD42500
0	0	PNIA16002	-	MNI416002A	MNI416002E	VNI416002	0	0	ANI416002	-	-	-	-	-
-	-	PNICD42500	-	-	-	VNICD42500	0	0	-	-	-	-	-	TNICD42500
0	0	VSS0251R1	-	MS922704	MS96300	SS72629	0	0	-	TCS45635	-	-	TCS45635	ES72194
0	0	VSS0384R	-	MNI420002A	MS96113	SS70157	0	0	-	-	-	BS40628	-	-
0	0	-	-	-	-	-	-	-	-	-	-	-	-	-
0	0	VSS0251R1	-	MS922704	MS96300	SS72629	0	0	-	TCS45635	-	-	TCS45635	ES72194
26242PT	26241PT	VSS0608R	MS96455	MS912411	MS91459	SS72821	0	0	OS30777/OS30696	TCS45997	-	BS40631	-	ES72900
26373PT	26372PT	VSS0720R	-	MS96945	MS96946	SS70157	0	0	OS30788	-	TCS46135	BS40694	-	ES72198
0	0	VSS0042R	-	MS94442	MNI42400E	SS72731	0	0	ANI42400	-	-	-	-	-
0	0	-	-	-	-	-	-	-	-	-	-	-	-	-
0	0	-	-	-	MNI4GA161E	-	-	-	ANI4GA161	-	-	-	-	-
0	0	VSS0251R1	MS922733	MS922703	MS96300	SS72629	0	0	OS30591	-	TCS46033	BS40609	TCS45635	ES72194
0	0	-	-	-	MNI4GA161E	-	-	-	ANI4GA161	-	-	-	-	-
0	0	VSS0383R	-	MS94811	MS96343	SS72800	0	0	ANI4GA161	-	-	-	-	-
0	0	VSS0618R	-	MS96514	MS96343	SS72800	0	0	OS30619C	-	TCS46063	BS40609	-	ES72203
0	0	VSS0618R/VSS0617R	-	MS96514	MS96343	SS72800	0	0	OS30619C	-	TCS46063	BS40609	-	ES72203
0	0	VSS0617R	-	MS96514	MS96343	SS72800	0	0	OS30619C	-	TCS46063	BS40609	-	ES72203
0	0	VSS0384R	-	MNI420002A	MS96113	SS70157	0	0	-	-	-	BS40628	-	-
0	0	-	-	-	-	-	-	-	-	-	-	-	-	-
0	0	VSS0623R	-	MS96536	MS96539	SS70157	0	0	-	-	TCS45056	BS40694	-	ES72198
0	0	VSS0383R	-	MS94811	MS96343	SS72800	0	0	ANI4GA161	-	-	-	-	-
0	0	-	-	-	-	-	-	-	-	-	-	-	-	-
26373PT	26372PT	VSS0720R	-	MS96945	MS96946	SS70157	0	0	OS30788	-	TCS46135	BS40694	-	ES72198
0	0	VSS0383R	-	MS94811	MS96343	SS72800	0	0	ANI4GA161	-	-	-	-	-
0	0	VSS0383R	-	MS94811	MS96343	SS72800	0	0	ANI4GA161	-	-	-	-	-
0	0	-	-	-	-	-	-	-	-	-	-	-	-	-
-	-	PNIU63000	-	MNIUD63000A	MNIUD63000E	VNIUD63000	0	0	-	-	-	-	-	TNIUD63000
0	0	VSS0251R1	-	MS922704	MS96300	SS72629	0	0	-	TCS45635	-	-	TCS45635	ES72194
0	0	VSS0623R	-	MS96536	MS96539	SS70157	0	0	-	-	TCS45056	BS40694	-	ES72198

☒ Número Obsoleto - No Disponible 0 No Aplica / No Requiere



ARMADORA	AÑOS	DESPLAZ.	PCD	CILIN-DROS	VALV.	ÁRBOL DE LEVAS	HP	VIN	JUEGO COMPLETO	MEDIO JUEGO SUPERIOR	MEDIO JUEGO INFERIOR	CABEZA
<b>OLDSMOBILE</b>												
BRAVADA	2002-2002	4.2 LTS.	256	6L	-	-	-	-	FSHS26213PT	HS26213PT	CS26213	26213PT
BRAVADA	2002-2004	4.2 LTS.	256	6L	-	-	-	-	FSHS26214PT	HS26214PT	CS26213	26214PT
CIERA	1986-1988	3.8 LTS.	232	6V	-	-	-	3	JGM62311	-	-	-
CUTLASS	1988-1988	3.1 LTS.	189	6VT	12	OHV	160	M	JGM631001	-	-	9435PT
CUTLASS	1989-1995	3.1 LTS.	189	6VT	12	OHV	160	T (89-93), M (94-95)	JGM631001	-	-	9435PT
CUTLASS CIERA	1985-1986	2.8 LTS.	171	6V	-	-	-	-	FS8699PT3	HS8699PT4	CS86991	8699PT2
DELTA 88	1988-1988	3.8 LTS.	232	6V	-	-	-	3	JGM62311	-	-	-
DELTA 88	1987-1987	3.8 LTS.	232	6V	-	-	-	3	JGM62311	-	-	-
DELTA 88	1988-1988	3.8 LTS.	232	6V	-	-	-	C	JGM62314	-	-	-
EUROSPORT	1993-1996	3.1 LTS.	189	6VT	12	OHV	160	T	JGM631001	-	-	9435PT
NINETY-EIGHT- 98	1987-1987	3.8 LTS.	232	6V	-	-	-	3	JGM62311	-	-	-
NINETY-EIGHT- 98	1992-1995	3.8 LTS.	232	6V	-	-	-	1, L	JGM62314	-	-	-
NINETY-EIGHT- 98	1986-1986	3.8 LTS.	232	6V	-	-	-	B	JGM62311	-	-	-
NINETY-EIGHT- 98	1988-1990	3.8 LTS.	232	6V	-	-	-	C	JGM62314	-	-	-
NINETY-EIGHT- 98	1991-1991	3.8 LTS.	232	6V	-	-	-	L	JGM62314	-	-	-
ROYALE 88	1989-1990	5.0 LTS.	302	8V	-	-	-	-	JGM83071	-	☒	☒
SILHOUETTE	1990-1993	3.1 LTS.	189	6V	-	-	-	D	JGM631002	-	-	CGM6173
SILHOUETTE	1994-1995	3.8 LTS.	232	6VT	12	OHV	170	L	JGM62314	-	-	-
<b>OPEL</b>												
ASTRA	2000-2000	1.4 LTS.	85	4L	16	DOHC	90	Z14XE	JGM414001	-	-	3002920000
ASTRA	2001-2008	1.8 LTS.	110	4L	16	DOHC	125	Z18XE	JGMA41800	-	-	CGMA41800
ASTRA	2004-2006	2.0 LTS.	122	4L	8	OHC	114	-	JGM42000	-	-	-
ASTRA	2001-2003	2.2 LTS.	134	4LT	16	DOHC	147	Z22SE	JGM42200	-	-	CGM42200
ASTRA	2004-2006	2.4 LTS.	146	4LT	16	DOHC	148	-	JGM42000	-	-	-
CHEVY	1994-2003	1.4 LTS.	85	4LT	8	SOHC	82	C14SE	JGMC41400	-	-	CGMC41400
CHEVY C2	2004-2008	1.6 LTS.	98	4LT	8	SOHC	100	C16SE	JGMC41600	-	-	COP41600
CHEVY C3	2009-2012	1.6 LTS.	98	4LT	8	SOHC	100	C16SE	JGMC41600	-	-	COP41600
CHEVY PICK UP	1999-2012	1.6 LTS.	98	4LT	8	SOHC	100	C16SE	JGMC41600	-	-	COP41600
CORSA	2002-2004	1.4 LTS.	85	4L	16	DOHC	90	Z14XE	JGM414001	-	-	3002920000
CORSA	2003-2008	1.8 LTS.	110	4LT	8	OHC	100-107	C18NZ	JGM418003	-	-	CGM418003
MERIVA	2007-2008	1.8 LTS.	110	4L	16	DOHC	125	Z18XE	JGMA41800	-	-	CGMA41800
MERIVA	2005-2006	1.8 LTS.	110	4LT	16	OHC	100	C18NZ	JGM418003	-	-	CGM418003
MONZA	2001-2003	1.4 LTS.	85	4LT	8	SOHC	82	C14SE	JGMC41400	-	-	CGMC41400
MONZA	1996-2012	1.6 LTS.	98	4LT	8	SOHC	100	C16SE	JGMC41600	-	-	COP41600
MONZA WAGON	1996-2006	1.6 LTS.	98	4LT	8	SOHC	100	C16SE	JGMC41600	-	-	COP41600
TORNADO	2003-2009	1.8 LTS.	110	4LT	8	OHC	100-107	C18NZ	JGM418003	-	-	CGM418003
VECTRA	2003-2006	2.2 LTS.	134	4LT	16	DOHC	147	Z22SE	JGM42200	-	-	CGM42200
VECTRA	2003-2006	3.2 LTS.	195	6VT	24	DOHC	211	Z32SE	JCHV63200	-	-	CCHV63200
ZAFIRA	1998-2005	1.4 LTS.	85	4L	16	DOHC	90	Z14XE	JGM414001	-	-	3002920000
ZAFIRA	2002-2005	1.8 LTS.	110	4LT	16	DOHC	123	Z18XE	JGMA41800	-	-	CGMA41800
ZAFIRA	2002-2006	2.2 LTS.	134	4LT	16	DOHC	145-150	Z22SE	JGM42200	-	-	CGM42200
<b>PEUGEOT</b>												
206	2000-2008	1.4 LTS.	85	4LT	8	SOHC	75	TU3JP (KFW, K6D)	JPE41400	-	-	CPE41400
206	2000-2007	1.6 LTS.	98	4LT	16	DOHC	109	TU5JP4 (NFU)	JPE41600	-	-	CPE41600
207	2009-2011	1.4 LTS.	85	4LT	8	SOHC	75	TU3JP (KFW, K6D)	JPE41400	-	-	CPE41400
307	2003-2005	2.0 LTS.	122	4LT	16	DOHC	136	EW10J4 (RFN)	JPEU420001	-	-	CPEU420001
308	2008-2015	1.6 LTS.	98	4LT	16	DOHC	114	TU5JP4 (NFU)	JPE41600	-	-	CPE41600
406	2001-2005	2.0 LTS.	122	4LT	16	DOHC	132	XU10J4R (RFV)	JPEU42000	-	-	CPEU42000
306 BREAK	2001-2002	2.0 LTS.	122	4LT	16	DOHC	132	XU10J4R (RFV)	JPEU42000	-	-	CPEU42000
307 SW	2004-2007	2.0 LTS.	122	4LT	16	DOHC	136	EW10J4 (RFN)	JPEU420001	-	-	CPEU420001
PARTNER	2007-2009	1.4 LTS.	85	4LT	8	SOHC	75	TU3JP (KFW, K6D)	JPE41400	-	-	CPE41400
PARTNER	2003-2007	1.6 LTS.	98	4LT	16	DOHC	110	TU5JP4 (NFU)	JPE41600	-	-	CPE41600
<b>PLYMOUTH</b>												
BREEZE	1999-2000	2.0 LTS.	122	4LT	8	SOHC	132	-	JCH420007	HS9036PT2	CS9036	9922PT
GRAND VOYAGER	1988-1998	3.0 LTS.	183	6V	-	-	-	-	JCH6181	HS9112PT	CS9112	9112PT
GRAND VOYAGER	1990-2000	3.3 LTS.	201	6V	-	-	-	-	FSHS9673PT	HS9673PT	CS96732	ø
SUNDANCE	1992-1994	3.0 LTS.	183	6V	-	-	-	-	JCH6181	HS9112PT	CS9112	9112PT
VOYAGER	1987-1995	2.5 LTS.	153	4L	-	-	-	K	FSHS9296PT2	HS9296PT2	CS87632	9296PT
VOYAGER	1987-1998	3.0 LTS.	183	6V	-	-	-	-	JCH6181	HS9112PT	CS9112	9112PT
VOYAGER	1991-2000	3.3 LTS.	201	6V	12	OHV	160	R	FSHS9673PT	HS9673PT	CS96732	ø
VOYAGER	1994-1999	3.8 LTS.	232	6V	12	-	-	L	JCH633002	-	-	ø

CABEZA DER.	CABEZA IZQ.	TAPA DE PUNTERÍAS	MÚLTIPLE PLENO	MÚLTIPLE ADMISIÓN	MÚLTIPLE ESCAPE	SELLOS DE VÁLVULAS	SELLOS DE VÁLVULA ADMISIÓN	SELLOS DE VÁLVULAS ESCAPE	CARTER	KIT TAPA DE DISTRI.	RETEN DE CIGÜEÑAL DELANTERO	RETEN DE CIGÜEÑAL TRASERO	RETEN ÁRBOL DE LEVAS	TORNILLOS DE CULATA
0	0	V50584R	-	MS96294	MS96302	SS710431	0	0	-	TCS45051	-	BS40678	-	ES71334
0	0	V50584R	-	MS96294	MS96302	SS710431	0	0	-	TCS45051	-	BS40678	-	ES71334
-	-	-	-	-	-	-	-	-	-	-	-	-	-	-
0	0	PGM63100	-	MGM63100A	MGM63100E	VGM63100	0	0	OS34501R	DGM63100	-	-	-	-
0	0	PGM63100	-	MGM63100A	MGM63100E	VGM63100	0	0	OS34501R	DGM63100	-	-	-	-
0	0	V50182R	0	MS91022	MS90864	SS72530	0	0	OS30512C	TCS45466	-	BS40625	-	ES72857
-	-	-	-	-	-	-	-	-	-	-	-	-	-	-
-	-	-	-	-	-	-	-	-	-	-	-	-	-	-
0	0	PGM63100	-	MGM63100A	MGM63100E	VGM63100	0	0	OS34501R	DGM63100	-	-	-	-
-	-	-	-	-	-	-	-	-	-	-	-	-	-	-
-	-	-	-	-	-	-	-	-	-	-	-	-	-	-
0	0	☒	-	☒	☒	☒	0	0	☒	☒	-	☒	-	-
0	0	-	-	-	-	-	-	-	-	-	-	-	-	-
-	-	-	-	-	-	-	-	-	-	-	-	-	-	-
0	0	5002920200	-	☒	☒	-	-	-	5002766500	-	-	-	-	-
0	0	-	-	-	-	-	-	-	-	-	-	-	-	-
0	0	-	-	-	-	-	-	-	-	-	-	-	-	-
0	0	-	-	-	-	-	-	-	-	-	-	-	-	-
0	0	-	-	-	-	-	-	-	-	-	-	-	-	-
0	0	-	-	-	-	-	-	-	-	-	-	-	-	-
0	0	5002920200	-	☒	☒	-	-	-	5002766500	-	-	-	-	-
0	0	-	-	-	-	-	-	-	-	-	-	-	-	-
0	0	-	-	-	-	-	-	-	-	-	-	-	-	-
0	0	-	-	-	-	-	-	-	-	-	-	-	-	-
0	0	-	-	-	-	-	-	-	-	-	-	-	-	-
0	0	-	-	-	-	-	-	-	-	-	-	-	-	-
0	0	PCHV63200	-	MCHV63200A	MCHV63200E	-	-	-	ACHV63200	-	-	-	-	HBCHV63200
0	0	5002920200	-	☒	☒	-	-	-	5002766500	-	-	-	-	-
0	0	-	-	-	-	-	-	-	-	-	-	-	-	-
0	0	-	-	-	-	-	-	-	-	-	-	-	-	-
0	0	-	-	-	-	-	-	-	-	-	-	-	-	-
0	0	-	-	-	-	-	-	-	-	-	-	-	-	-
0	0	-	-	-	-	-	-	-	-	-	-	-	-	-
0	0	PPEU414000	-	MPEU414000A	MPEU414000E	-	-	-	-	-	-	-	-	HBPEU414000
0	0	-	-	-	-	-	-	-	-	-	-	-	-	-
0	0	PPEU414000	-	MPEU414000A	MPEU414000E	-	-	-	-	-	-	-	-	HBPEU414000
0	0	-	-	MPEU420001A	MPEU420001E	-	-	-	-	-	-	-	-	HBPEU420001
0	0	-	-	-	-	-	-	-	-	-	-	-	-	-
0	0	PPEU42000	-	MPEU42000A	MPEU42000E	-	-	-	-	-	-	-	-	HBPEU42000
0	0	PPEU42000	-	MPEU42000A	MPEU42000E	-	-	-	-	-	-	-	-	HBPEU42000
0	0	-	-	MPEU420001A	MPEU420001E	-	-	-	-	-	-	-	-	HBPEU420001
0	0	PPEU414000	-	MPEU414000A	MPEU414000E	-	-	-	-	-	-	-	-	HBPEU414000
0	0	-	-	-	-	-	-	-	-	-	-	-	-	-
0	0	PCH420004	-	MS956602	MS92846	SS72871	0	0	OS30673R	-	TCS45962	BS40627	TCS45961	ES72157
0	0	V50173R	MS93796	MS93795	MS93797	SS70710	0	0	OS30570T	-	TCS45750	BS40627	TCS45483	ES72859
9673PT1	9676PT1	V50339R	MS94566	-	MS94666	SS72783	0	0	OS30622R	TCS458931	-	BS40627	-	ES72849
0	0	V50173R	MS93796	MS93795	MS93797	SS70710	0	0	OS30570T	-	TCS45750	BS40627	TCS45483	ES72859
0	0	V50370C/ V50205T	-	-	-	SS72522	0	0	OS30612R	-	TCS45131	BS40627	-	ES72723
0	0	V50173R	MS93796	MS93795	MS93797	SS70710	0	0	OS30570T	-	TCS45750	BS40627	TCS45483	ES72859
9673PT1	9676PT1	V50339R	MS94566	-	MS94666	SS72783	0	0	OS30622R	TCS458931	-	BS40627	-	ES72849
9536PT	9535PT	PCH63300	MS94566	MS96042	MS94666	SS72783	0	0	OS30622R	-	-	-	-	-

☒ Número Obsoleto - No Disponible 0 No Aplica / No Requiere

ARMADORA	AÑOS	DESPLAZ.	PCD	CILIN-DROS	VALV.	ÁRBOL DE LEVAS	HP	VIN	JUEGO COMPLETO	MEDIO JUEGO SUPERIOR	MEDIO JUEGO INFERIOR	CABEZA
<b>PONTIAC</b>												
6000	1985-1986	2.5 LTS.	153	4L	-	-	-	R	JGM41512	-	-	CAM4151
6000	1987-1991	2.5 LTS.	153	4L	-	-	-	R	JGM41513	-	-	CAM4151
6000	1988-1991	3.1 LTS.	189	6V	-	-	-	T	FSHS9471PT1	HS9471PT1	CS9471	9471PT
AZTEK	2001-2005	3.4 LTS.	207	6V	12	OHV	185	E	JGM63400	-	-	-
BONNEVILLE	1995-1995	3.8 LTS.	232	6V	-	-	-	1, K	JGM63800	-	-	-
BONNEVILLE	1997-1999	3.8 LTS.	232	6VT	12	OHV	205	K	JGM638001	-	-	-
BONNEVILLE	1994-1995	3.8 LTS.	232	6VT	12	OHV	205	L (94), K (95)	JGM63800	-	-	-
FIERO	1982-1986	2.5 LTS.	153	4L	-	-	-	R	JGM41512	-	-	CAM4151
G6	2005-2006	3.5 LTS.	214	6VT	12	SOHC	203	8	FSHS26314PT	HS26314PT	CS26314	26314PT
GRAND AM	1985-1986	2.5 LTS.	153	4L	-	-	-	U	JGM41511	☒	-	CAM4151
GRAND AM	1987-1987	2.5 LTS.	153	4L	-	-	-	U	JGM41512	-	-	CAM4151
GRAND AM	1999-2001	3.1 LTS.	189	6VT	12	OHV	160	M	JGM63100	-	-	CGM631001
GRAND AM	2001-2004	3.4 LTS.	207	6VT	12	OHV	175	E	JGM631003	-	-	-
GRAND AM	2002-2003	3.8 LTS.	232	6VT	12	OHV	195	K	JGM638001	-	-	-
GRAND PRIX	1989-1995	3.1 LTS.	189	6V	-	-	-	T	FSHS9471PT1	HS9471PT1	CS9471	9471PT
GRAND PRIX	2000-2002	3.1 LTS.	189	6VT	12	OHV	160	J	JGM631003	-	-	-
GRAND PRIX	1997-1999	3.1 LTS.	189	6VT	12	OHV	160	M	JGM63100	-	-	CGM631001
GRAND PRIX	1999-1999	3.1 LTS.	189	6VT	12	OHV	160	M	JGM631003	-	-	-
GRAND PRIX	1997-2003	3.8 LTS.	232	6V	-	-	-	1, K	JGM638001	-	-	-
GRAND PRIX	1997-2001	3.8 LTS.	232	6VT	12	OHV	200	K	JGM638001	-	-	-
MATIZ	2004-2015	1.0 LTS.	61	4LT	8	SOHC	65	B10S	JPO41000	-	-	CPO41000
PHOENIX	1982-1984	2.5 LTS.	153	4L	-	-	-	R	JGM41512	-	-	CAM4151
SUNFIRE	1997-2002	2.4 LTS.	146	4LT	16	DOHC	150	T	JGM42400	-	-	-
TORRENT	2006-2009	3.4 LTS.	207	6V	12	OHV	185	F	FSHS9071PT3	HS9071PT3	CS9071	9071PT
<b>RENAULT</b>												
CLIO	2002-2010	1.6 LTS.	98	4LT	16	DOHC	107	K4M708, K4M748	JNI4KM	-	-	CNI4KM
CLIO SPORT	2002-2006	2.0 LTS.	122	4LT	16	DOHC	169	F4R730	JRN42000	-	-	CRN42000
KANGOO	2004-2007	1.6 LTS.	98	4L	16	-	-	K4M-790	JRE41600	-	-	CNI4KM
KANGOO	2008-2008	1.6 LTS.	98	4LT	16	DOHC	94	K4M-752	JNI4KM	-	-	CNI4KM
KANGOO	2007-2009	1.6 LTS.	98	4LT	16	DOHC	108	K4M708, K4M748	JNI4KM	-	-	CNI4KM
KANGOO EXPRESS	2004-2010	1.6 LTS.	98	4LT	16	DOHC	108	K4M708, K4M748	JNI4KM	-	-	CNI4KM
LOGAN	2014-2014	1.6 LTS.	98	4L	16	DOHC	100	K4M697	JNI4KM	-	-	CNI4KM
MEGANE	2001-2010	2.0 LTS.	122	4LT	16	DOHC	137	F4R770	JRN42000	-	-	CRN42000
MEGANE SPORT	2005-2009	2.0 LTS.	122	4LT	16	DOHC	224	F4R-RS	JRN42000	-	-	CRN42000
MEGANE TURBO	2009-2009	2.0 LTS.	122	4LT	16	DOHC	163	F4R776	JRN42000	-	-	CRN42000
SANDERO DYNAMIQUE	2010-2013	1.6 LTS.	98	4L	16	DOHC	110	K4M	JNI4KM	-	-	CNI4KM
SANDERO EXPRESSION	2010-2013	1.6 LTS.	98	4L	16	DOHC	100	K4M	JNI4KM	-	-	CNI4KM
SCENIC	2001-2009	2.0 LTS.	122	4LT	16	DOHC	139	F4R740, F4R741	JRN42000	-	-	CRN42000
STEPWAY DYNAMIQUE	2010-2013	1.6 LTS.	98	4L	16	DOHC	110	K4M	JNI4KM	-	-	CNI4KM
TRAFIC	2007-2009	1.9 LTS.	116	4L	8	-	-	F9Q-752	JRTRD41900	HSRTRD41900	CSRTRD41900	-
<b>SEAT</b>												
ALHAMBRA TURBO	2002-2008	1.8 LTS.	110	4L	20	DOHC	150	AWC, AJH	JSE41800	-	-	CSE41800
CORDOBA	2001-2005	1.6 LTS.	98	4L	8	SOHC	101	AKL, AEH	JSE41600	-	-	CSE41600
IBIZA	2001-2008	1.6 LTS.	98	4L	8	SOHC	101	AKL, AEH	JSE41600	-	-	CSE41600
IBIZA TURBO FR	2005-2008	1.8 LTS.	110	4L	20	DOHC	150	BJX, BKV	JSE41800	-	-	CSE41800
<b>SUZUKI</b>												
AERIO	2002-2003	2.0 LTS.	122	4LT	16	DOHC	-	-	FSHS26278PT	HS26278PT	CS26278	26278PT
AERIO	2004-2005	2.3 LTS.	140	4LT	16	DOHC	-	-	FSHS26279PT	HS26279PT	CS26279	26279PT
AERIO SX	2006-2007	2.3 LTS.	140	4LT	16	DOHC	155	-	FSHS26279PT	HS26279PT	CS26279	26279PT
GRAND VITARA	1999-2005	2.5 LTS.	153	6V	16	DOHC	-	-	FSHS26386PT	HS26386PT	CS26386	ø
GRAND VITARA	2006-2008	2.7 LTS.	165	6V	24	DOHC	185	H27A	FSHS26395PT1	HS26395PT1	CS26395	ø
VITARA	1999-2003	2.0 LTS.	122	4LT	16	DOHC	-	-	FSHS26278PT	HS26278PT	CS26278	26278PT
VITARA	2004-2004	2.0 LTS.	122	6V	-	-	-	-	FSHS26386PT	HS26386PT	CS26386	ø
<b>TOYOTA</b>												
4 RUNNER	2003-2006	4.0 LTS.	244	6V	24	DOHC	236	1GRFE	FSHS26290PT	HS26330PT	CS26290	ø
4RUNNER	1989-1995	2.4 LTS.	146	4L	8	-	-	22R, 22RE, 22REC	JTO422002	-	☒	26185PT



CABEZA DER.	CABEZA IZQ.	TAPA DE PUNTERÍAS	MÚLTIPLE PLENO	MÚLTIPLE ADMISIÓN	MÚLTIPLE ESCAPE	SELLOS DE VÁLVULAS	SELLOS DE VÁLVULA ADMISIÓN	SELLOS DE VÁLVULAS ESCAPE	CARTER	KIT TAPA DE DISTRI.	RETEN DE CIGÜEÑAL DELANTERO	RETEN DE CIGÜEÑAL TRASERO	RETEN ÁRBOL DE LEVAS	TORNILLOS DE CULATA
0	0	<input checked="" type="checkbox"/>	-	MS93688	<input checked="" type="checkbox"/>	VGM4151	0	0	AGM4151	-	-	BS40110	-	-
0	0	<input checked="" type="checkbox"/>	-	MS93688	<input checked="" type="checkbox"/>	VGM4151	0	0	-	<input checked="" type="checkbox"/>	-	BS40110	-	-
0	0	VSS0085R	MS96046	MS93020	MS93692	SS72685	0	0	OS34501R	TCS45828	-	BS40464	-	ES74018
-	-	-	-	-	-	-	-	-	-	-	-	-	-	-
-	-	-	-	-	-	-	-	-	-	-	-	-	-	-
0	0	<input checked="" type="checkbox"/>	-	MS93688	<input checked="" type="checkbox"/>	VGM4151	0	0	AGM4151	-	-	BS40110	-	-
0	0	VSS0442R	MS96730	MS98013T	MS96727	SS70829	0	0	OS30766R	TCS46088	-	BS40625	-	ES72303
0	0	<input checked="" type="checkbox"/>	-	MS90563	<input checked="" type="checkbox"/>	<input checked="" type="checkbox"/>	0	0	AGM4151	-	-	-	-	-
0	0	<input checked="" type="checkbox"/>	-	MS93688	<input checked="" type="checkbox"/>	VGM4151	0	0	AGM4151	-	-	BS40110	-	-
0	0	VSS0442R	-	MS90562	MS95586	SS72851	0	0	OS30668R	TCS45828	-	BS40625	-	-
-	-	-	-	-	-	-	-	-	-	-	-	-	-	-
0	0	VSS0085R	MS96046	MS93020	MS93692	SS72685	0	0	OS34501R	TCS45828	-	BS40464	-	ES74018
-	-	-	-	-	-	-	-	-	-	-	-	-	-	-
0	0	VSS0442R	-	MS90562	MS95586	SS72851	0	0	OS30668R	TCS45828	-	BS40625	-	-
-	-	-	-	-	-	-	-	-	-	-	-	-	-	-
-	-	-	-	-	-	-	-	-	-	-	-	-	-	-
0	0	<input checked="" type="checkbox"/>	-	MS93688	<input checked="" type="checkbox"/>	VGM4151	0	0	AGM4151	-	-	BS40110	-	-
-	-	-	-	-	-	-	-	-	-	-	-	-	-	-
0	0	VSS0442R	MS96730T	MS98003T1	MS95586	SS70829	0	0	OS30772R	TCS45976	-	BS40625	-	ES72892
-	-	-	-	-	-	-	-	-	-	-	-	-	-	-
0	0	-	-	-	-	-	-	-	-	-	-	-	-	-
0	0	-	-	MRN42000A	MRN42000E	-	-	-	ARN42000	-	-	-	-	HBRN42000
0	0	-	-	-	-	-	-	-	-	-	-	-	-	-
0	0	-	-	-	-	-	-	-	-	-	-	-	-	-
0	0	-	-	-	-	-	-	-	-	-	-	-	-	-
0	0	-	-	MRN42000A	MRN42000E	-	-	-	ARN42000	-	-	-	-	HBRN42000
0	0	-	-	MRN42000A	MRN42000E	-	-	-	ARN42000	-	-	-	-	HBRN42000
0	0	-	-	MRN42000A	MRN42000E	-	-	-	ARN42000	-	-	-	-	HBRN42000
0	0	-	-	-	-	-	-	-	-	-	-	-	-	-
0	0	-	-	MRN42000A	MRN42000E	-	-	-	ARN42000	-	-	-	-	HBRN42000
0	0	-	-	-	-	-	-	-	-	-	-	-	-	-
-	-	PRTRD41900	-	MRTRD41900A	-	0	VWVED41900	-	ARTRD41900	-	-	-	-	TRTRD41900
-	-	-	-	-	-	-	-	-	-	-	-	-	-	-
0	0	-	-	-	-	-	-	-	-	-	-	-	-	-
0	0	-	-	-	-	-	-	-	-	-	-	-	-	-
0	0	-	-	-	-	-	-	-	-	-	-	-	-	-
0	0	VSS0633R	-	MS96603	MS96602	SS702831	0	0	OS30765	-	TCS46056	BS40684	-	ES72206
0	0	VSS0633R	-	MS96603	MS96602	SS702831	0	0	OS30765	-	TCS46081	BS40687	-	ES72206
0	0	VSS0633R	-	MS96603	MS96602	SS702831	0	0	OS30765	-	TCS46081	BS40687	-	ES72206
26387PT	26386PT	VSS0736R	-	MS97028	MS97043	SS702832	0	0	OS30802	-	TCS46136	BS40687	-	ES72206
26396PT	26395PT	VSS0744R	-	MS970281	MS97043	SS702832	0	0	OS30806	-	TCS46136	BS40687	-	ES72206
0	0	VSS0633R	-	MS96603	MS96602	SS702831	0	0	OS30765	-	TCS46056	BS40684	-	ES72206
26387PT	26386PT	VSS0736R	-	MS97028	MS97043	SS702832	0	0	OS30802	-	TCS46136	-	-	ES72206
26331PT	26330PT	VSS0634R	-	MS96671	MS96614	SS728783	0	0	OS30752	-	-	-	-	ES72249
0	0	VSS0358R	-	MS91679	-	VT042000	0	0	OS20102C	TCS45685	-	RT042000	-	-

Número Obsoleto - No Disponible 0 No Aplica / No Requiere

ARMADORA	AÑOS	DESPLAZ.	PCD	CILIN-DROS	VALV.	ÁRBOL DE LEVAS	HP	VIN	JUEGO COMPLETO	MEDIO JUEGO SUPERIOR	MEDIO JUEGO INFERIOR	CABEZA
<b>TOYOTA Cont...</b>												
4RUNNER	1984-1984	2.4 LTS.	146	4L	8	-	-	22R, 22REC	JTO422003	-	-	26185PT
CAMRY	2002-2006	2.4 LTS.	146	4LT	16	DOHC	160	2AZFE	FSHS26232PT	HS26232PT	CS26232	26232PT
CELICA	1975-1980	2.2 LTS.	134	4L	-	-	-	-	FS21187PT1	HS21187PT1	-	21187PT
CELICA	1981-1982	2.4 LTS.	146	4L	8	-	-	22R	JTO422001	-	-	26185PT
CELICA	1983-1984	2.4 LTS.	146	4L	8	-	-	22R	JTO422003	-	-	26185PT
COROLLA	2000-2008	1.8 LTS.	110	4LT	16	DOHC	126-130	1ZZFE	FSHS26158PT2	HS26158PT2	CS26158	26158PT1
CORONA	1975-1980	2.2 LTS.	134	4L	-	-	-	-	FS21187PT1	HS21187PT1	-	21187PT
CORONA	1981-1982	2.4 LTS.	146	4L	8	DOHC	-	22R	JTO422001	-	-	26185PT
ECHO	2002-2005	1.5 LTS.	92	4L	16	DOHC	-	1NZFE	FSHS26258PT	HS26258PT	CS26258	26258PT
HI LUX PICK UP	2004-2006	2.7 LTS.	165	4L	16	DOHC	142-158	3RZ-FE	FSHS9465PT2	HS9465PT2	CS9465	9465PT
HIGHLANDER	2001-2006	2.4 LTS.	146	4LT	16	DOHC	166	2AZFE	FSHS26232PT	HS26232PT	CS26232	26232PT
LAND CRUISER	2008-2014	5.7 LTS.	350	8V	32	DOHC	381	3URFE	FSHS26394PT	HS26394PT	CS26394	-
MATRIX	2003-2008	1.8 LTS.	110	4LT	16	DOHC	126-130	1ZZFE	FSHS26158PT2	HS26158PT2	CS26158	26158PT1
MR2 SPYDER	2005-2006	1.8 LTS.	110	4LT	16	DOHC	140	1ZZFE	FSHS26158PT2	HS26158PT2	CS26158	26158PT1
PICK UP	1975-1980	2.2 LTS.	134	4L	-	-	-	-	FS21187PT1	HS21187PT1	-	21187PT
PICK UP	1981-1982	2.4 LTS.	146	4L	8	-	-	22R	JTO422001	-	-	26185PT
PICK UP	1983-1984	2.4 LTS.	146	4L	8	-	-	22R, 22REC	JTO422003	-	-	26185PT
PICK UP	1989-1995	2.4 LTS.	146	4L	-	-	-	22R, 22RE, 22REC	JTO422002	-	☒	26185PT
RAV 4	2004-2005	2.4 LTS.	146	4LT	16	DOHC	161	2AZFE	FSHS26232PT	HS26232PT	CS26232	26232PT
RAV 4	2006-2006	2.4 LTS.	146	4LT	16	DOHC	166	2AZFE	FSHS26232PT	HS26232PT	CS26232	26232PT
SEQUOIA	2009-2014	5.7 LTS.	350	8V	32	DOHC	381	3URFE	FSHS26394PT	HS26394PT	CS26394	-
SOLARA	2002-2006	2.4 LTS.	146	4LT	16	DOHC	177	2AZFE	FSHS26232PT	HS26232PT	CS26232	26232PT
TACOMA	2001-2004	2.4 LTS.	146	4L	16	DOHC	-	-	FSHS9465PT2	HS9465PT2	CS9465	9465PT
TACOMA	1997-2004	2.7 LTS.	165	4L	16	DOHC	-	-	FSHS9465PT2	HS9465PT2	CS9465	9465PT
TACOMA	2005-2006	4.0 LTS.	244	6V	24	DOHC	236	1GRFE	FSHS26290PT	HS26330PT	CS26290	ø
TUNDRA	2005-2006	4.0 LTS.	244	6V	24	DOHC	236	1GRFE	FSHS26290PT	HS26330PT	CS26290	ø
TUNDRA	2009-2014	5.7 LTS.	350	8V	32	DOHC	381	3URFE, 3URFBE	FSHS26394PT	HS26394PT	CS26394	-
YARIS	2006-2009	1.5 LTS.	92	4LT	16	DOHC	106	1NZFE	FSHS26258PT	HS26258PT	CS26258	26258PT
<b>VISION</b>												
EAGLE	1993-1997	3.3 LTS.	201	6V	12	OHV	158	R	FSHS9673PT	HS9673PT	CS96732	ø
<b>VOLVO</b>												
C30	2008-2010	2.4 LTS.	146	5L	20	DOHC	170	B5244S4	FSHS26256PT	HS26250PT	CS26203	-
S-40	1996-1999	2.0 LTS.	122	4L	16	DOHC	163	B4204S	JVL42000	-	-	CVL42000
S-40	1996-1999	2.0 LTS.	122	4LT	16	DOHC	163	B4204T	JVL42000	-	-	CVL42000
S-40	2006-2010	2.4 LTS.	146	5L	20	DOHC	168	B5244S	FSHS26256PT	HS26250PT	CS26203	-
S60	2006-2007	2.4 LTS.	146	5L	20	DOHC	260	B5244T5	FSHS26256PT	HS26250PT	CS26203	-
S60	2001-2004	2.4 LTS.	146	5L	20	DOHC	-	B5254T3	FSHS26256PT	HS26250PT	CS26203	-
S60	2005-2005	2.4 LTS.	146	5L	20	DOHC	-	B5254T5	FSHS26256PT	HS26250PT	CS26203	-
S60 T	2004-2007	2.5 LTS.	153	5L	20	DOHC	210	B5254T2	FSHS26256PT	HS26250PT	CS26203	-
V40	1996-1999	2.0 LTS.	122	4L	16	DOHC	163	B4204S	JVL42000	-	-	CVL42000
V40	1996-1999	2.0 LTS.	122	4LT	16	DOHC	163	B4204T	JVL42000	-	-	CVL42000
V50	2006-2010	2.4 LTS.	146	4L	20	DOHC	-	B5244S4	FSHS26256PT	HS26250PT	CS26203	-
V70	2003-2006	2.4 LTS.	146	4L	20	DOHC	200	B5244S	FSHS26256PT	HS26250PT	CS26203	-
V70	2003-2007	2.5 LTS.	153	5L	20	DOHC	200	B5254T2	FSHS26256PT	HS26250PT	CS26203	-

CABEZA DER.	CABEZA IZQ.	TAPA DE PUNTERÍAS	MÚLTIPLE PLENO	MÚLTIPLE ADMISIÓN	MÚLTIPLE ESCAPE	SELLOS DE VÁLVULAS	SELLOS DE VÁLVULA ADMISIÓN	SELLOS DE VÁLVULAS ESCAPE	CARTER	KIT TAPA DE DISTRI.	RETEN DE CIGÜEÑAL DELANTERO	RETEN DE CIGÜEÑAL TRASERO	RETEN ÁRBOL DE LEVAS	TORNILLOS DE CULATA
0	0	-	-	MS91679	-	VT042000	0	0	0S20102C	TCS45568	-	RT042000	-	-
0	0	V5S0530R	-	MS94295/MS96438	MS941401	SS728781	0	0	0S30713	-	TCS46020	BS40629	-	ES71183
0	0	V526081R	0	MS91487	MS90832	V526081R	0	0	0S20102C	TCS45933	-	BS403451	-	-
0	0	-	-	MS91091	MS90832	VT042000	0	0	0S20102C	TCS45568	-	RT042000	-	-
0	0	-	-	MS91679	-	VT042000	0	0	0S20102C	TCS45568	-	RT042000	-	-
0	0	V5S0542R	-	MS93942	MS93909	SS728781	0	0	0S30705C	-	TCS45054	BS40661	-	ES71066
0	0	V526081R	0	MS91487	MS90832	V526081R	0	0	0S20102C	TCS45933	-	BS403451	-	-
0	0	-	-	MS91091	MS90832	VT042000	0	0	0S20102C	TCS45568	-	RT042000	-	-
0	0	V5S0624R	-	MS96510	MS96527	SS72913	0	0	0S30751	-	TCS46046	BS40682	-	ES72197
0	0	-	-	-	-	-	-	-	-	-	-	-	-	-
0	0	V5S0530R	-	MS94295/MS96438	MS941401	SS728781	0	0	0S30713	-	TCS46020	BS40629	-	ES71183
-	-	-	-	-	-	-	-	-	-	-	-	-	-	-
0	0	V5S0542R	-	MS93942	MS93909	SS728781	0	0	0S30705C	-	TCS45054	BS40661	-	ES71066
0	0	V5S0542R	-	MS93942	MS93909	SS728781	0	0	0S30705C	-	TCS45054	BS40661	-	ES71066
0	0	V526081R	0	MS91487	MS90832	V526081R	0	0	0S20102C	TCS45933	-	BS403451	-	-
0	0	-	-	MS91091	MS90832	VT042000	0	0	0S20102C	TCS45568	-	RT042000	-	-
0	0	-	-	MS91679	-	VT042000	0	0	0S20102C	TCS45568	-	RT042000	-	-
0	0	V5S0358R	-	MS91679	-	VT042000	0	0	0S20102C	TCS45685	-	RT042000	-	-
0	0	V5S0530R	-	MS94295/MS96438	MS941401	SS728781	0	0	0S30713	-	TCS46020	BS40629	-	ES71183
0	0	V5S0530R	-	MS94295/MS96438	MS941401	SS728781	0	0	0S30713	-	TCS46020	BS40629	-	ES71183
-	-	-	-	-	-	-	-	-	-	-	-	-	-	-
0	0	V5S0530R	-	MS94295/MS96438	MS941401	SS728781	0	0	0S30713	-	TCS46020	BS40629	-	ES71183
0	0	-	-	-	-	-	-	-	-	-	-	-	-	-
0	0	-	-	-	-	-	-	-	-	-	-	-	-	-
26331PT	26330PT	V5S0634R	-	MS96671	MS96614	SS728783	0	0	0S30752	-	-	-	-	ES72249
26331PT	26330PT	V5S0634R	-	MS96671	MS96614	SS728783	0	0	0S30752	-	-	-	-	ES72249
-	-	-	-	-	-	-	-	-	-	-	-	-	-	-
0	0	V5S0624R	-	MS96510	MS96527	SS72913	0	0	0S30751	-	TCS46046	BS40682	-	ES72197
9673PT1	9676PT1	V5S0339R	MS94566	-	MS94666	SS72783	0	0	0S30622R	TCS458931	-	BS40627	-	ES72849
0	0	-	-	MS96154	MS96277	SS71180	0	0	-	-	TCS46040	BS40677	TCS46038/ TCS46039	ES72908
0	0	-	-	MVL42000A	MVL42000E	-	-	-	-	-	-	-	-	HBVL42000
0	0	-	-	MVL42000A	MVL42000E	-	-	-	-	-	-	-	-	HBVL42000
0	0	-	-	MS96154	MS96277	SS71180	0	0	-	-	TCS46040	BS40677	TCS46038/ TCS46039	ES72908
0	0	-	-	MS96154	MS96277	SS71180	0	0	-	-	TCS46040	BS40677	TCS46038/ TCS46039	ES72908
0	0	-	-	MS96154	MS96277	SS71180	0	0	-	-	TCS46040	BS40677	TCS46038/ TCS46039	ES72908
0	0	-	-	MS96154	MS96277	SS71180	0	0	-	-	TCS46040	BS40677	TCS46038/ TCS46039	ES72908
0	0	-	-	MS96154	MS96277	SS71180	0	0	-	-	TCS46040	BS40677	TCS46038/ TCS46039	ES72908
0	0	-	-	MVL42000A	MVL42000E	-	-	-	-	-	-	-	-	HBVL42000
0	0	-	-	MVL42000A	MVL42000E	-	-	-	-	-	-	-	-	HBVL42000
0	0	-	-	MS96154	MS96277	SS71180	0	0	-	-	TCS46040	BS40677	TCS46038/ TCS46039	ES72908
0	0	-	-	MS96154	MS96277	SS71180	0	0	-	-	TCS46040	BS40677	TCS46038/ TCS46039	ES72908
0	0	-	-	MS96154	MS96277	SS71180	0	0	-	-	TCS46040	BS40677	TCS46038/ TCS46039	ES72908


☒ Número Obsoleto - No Disponible 0 No Aplica / No Requiere



ARMADORA	AÑOS	DESPLAZ.	PCD	CILIN-DROS	VALV.	ÁRBOL DE LEVAS	HP	VIN	JUEGO COMPLETO	MEDIO JUEGO SUPERIOR	MEDIO JUEGO INFERIOR	CABEZA
<b>VOLVO Cont...</b>												
XC70	2003-2007	2.5 LTS.	153	5L	20	DOHC	209	B5254T2	FSHS26256PT	HS26250PT	CS26203	-
XC90 T	2003-2006	2.5 LTS.	153	5L	20	DOHC	209	B5254T2	FSHS26256PT	HS26250PT	CS26203	-
<b>VW</b>												
ATLANTIC	1977-1987	1.6 LTS.	98	4LT	-	-	-	-	JVW416002	-	-	CVW416002
ATLANTIC	1977-1987	1.7 LTS.	104	4LT	-	-	-	-	JVW416002	-	-	CVW416002
BEETLE	2001-2006	1.9 LTS.	116	4LT	-	-	-	-	FSHSU26143	HSU26143	CS26143	26143PT
BEETLE	2002-2005	2.0 LTS.	122	4LT	8	SOHC	115	AEG, APK, AQY, AZG	FSHS26161PT1	HS26161PT1	CS26161	26161PT
BEETLE	1998-2005	2.0 LTS.	122	4LT	8	SOHC	115	AEG, APK, AQY, AZG	JVWC42000	-	-	CVWC42000
BORA	2005-2011	2.5 LTS.	153	5L	20	DOHC	148	-	JVWB52500	-	-	CVWB52500
BRASILIA	1977-1983	1.6 LTS.	98	4 C.O.	-	-	-	-	JVW416001	-	-	-
CARIBE	1977-1987	1.6 LTS.	98	4LT	-	-	-	-	JVW416002	-	-	CVW416002
CARIBE	1977-1987	1.7 LTS.	104	4LT	-	-	-	-	JVW416002	-	-	CVW416002
COMBI	1980-1992	1.6 LTS.	98	4 C.O.	-	-	-	-	JVW416001	-	-	-
COMBI	1993-2004	1.6 LTS.	98	4 C.O.	-	-	-	-	JVW416004	-	-	-
CRAFTER	2008-2011	2.5 LTS.	153	5L	10	-	-	BJK, BJL, BJM, BJJ	JVWCDL2500	-	-	-
CROSSFOX	2007-2008	1.6 LTS.	98	4L	-	-	-	CCRA	JVW416	-	-	CVW416
DERBY	2001-2008	1.6 LTS.	98	4L	8	SOHC	101	ADP, AEH, AKL	JSE41600	-	-	CSE41600
DERBY	1995-2006	1.8 LTS.	110	4LT	8	SOHC	90	ACC	JVWDP41000	JSVWDP41000	-	CVWDP41000
DERBY	2007-2009	1.8 LTS.	110	4LT	8	SOHC	97	ACC	JVWDP41000	JSVWDP41000	-	CVWDP41000
DERBY	1995-2003	1.8 LTS.	110	4LT	8	SOHC	97	ADD, ADZ	JVW418001	-	-	-
DERBY	2001-2003	2.0 LTS.	122	4LT	-	-	-	-	JVW42000	-	-	9570PT
EUROVAN	2006-2009	1.9 LTS.	116	4LT	8	-	-	AAZ, ABL, ADF, AFN	JVWED41900	HSVWED41900	CSVWED41900	-
EUROVAN PANEL Y PASAJEROS	2001-2005	2.5 LTS.	153	5L	10	SOHC	115	AFF, ACU, AUN	JVWE52500	HSVWEGL2500	CSVWEGL2500	-
GOLF	2001-2006	1.9 LTS.	116	4LT	-	-	-	-	FSHSU26143	HSU26143	CS26143	26143PT
GOLF A4	2002-2006	2.0 LTS.	122	4LT	8	OHV	110	AZH	FSHS26161PT1	HS26161PT1	CS26161	26161PT
GOLF A4	2000-2005	2.0 LTS.	122	4LT	8	OHV	110	AZH	JVWC42000	-	-	CVWC42000
GOLF GTI	1991-2003	2.0 LTS.	122	4LT	-	-	-	-	JVW42000	-	-	9570PT
GOLF VR6	1995-1999	2.8 LTS.	171	6VT	12	DOHC	172	AAA	JVP62800	-	-	CVO62800
JETTA	2001-2006	1.9 LTS.	116	4LT	-	-	-	-	FSHSU26143	HSU26143	CS26143	26143PT
JETTA A3 GOLF A3	1992-2000	2.0 LTS.	122	4LT	-	-	-	-	JVW420005	-	-	-
JETTA A3 VR6	1993-1999	2.8 LTS.	171	6VT	-	-	-	AAA	JVP62800	-	-	CVO62800
JETTA A4	2002-2006	2.0 LTS.	122	4LT	-	-	-	-	FSHS26161PT1	HS26161PT1	CS26161	26161PT
JETTA A4	2000-2005	2.0 LTS.	122	4LT	-	-	-	-	JVWC42000	-	-	CVWC42000
JETTA GLX	1993-2003	2.0 LTS.	122	4LT	-	-	-	-	JVW42000	-	-	9570PT
LUPO	2005-2008	1.6 LTS.	98	4L	-	-	-	-	JVW416	-	-	CVW416
PANEL	1975-1992	1.6 LTS.	98	4 C.O.	-	-	-	-	JVW416001	-	-	-
PANEL	1993-2004	1.6 LTS.	98	4 C.O.	-	-	-	-	JVW416004	-	-	-
PASSAT	1990-2001	2.0 LTS.	122	4LT	-	-	-	-	JVW42000	-	-	9570PT
PASSAT	1995-2004	2.8 LTS.	171	6V	30	-	-	-	JVWP63000	-	-	CVWP63000
PASSAT VR6	1994-1999	2.8 LTS.	171	6V	24	DOHC	175	-	JVP62800	-	-	CVO62800
POINTER	1998-2002	1.8 LTS.	110	4LT	8	-	-	AAM	JVWP41800	-	-	CVWP418700
POINTER PICK UP	1998-2002	1.8 LTS.	110	4LT	8	-	-	AAM	JVWP41800	-	-	CVWP418700
POINTER STATION WAGON	1998-2002	1.8 LTS.	110	4LT	8	-	-	AAM	JVWP41800	-	-	CVWP418700
SEDAN	1993-2004	1.6 LTS.	98	4 C.O.	8	OHC	44	-	JVW416004	-	-	-
SEDAN	1975-1992	1.6 LTS.	98	4 C.O.	-	-	-	-	JVW416001	-	-	-
SPORT VAN	2007-2008	1.6 LTS.	98	4L	-	-	-	-	JVW416	-	-	CVW416
VAN	1993-2004	1.6 LTS.	98	4 C.O.	-	-	-	-	JVW416004	-	-	-

CABEZA DER.	CABEZA IZQ.	TAPA DE PUNTERÍAS	MÚLTIPLE PLENO	MÚLTIPLE ADMISIÓN	MÚLTIPLE ESCAPE	SELLOS DE VÁLVULAS	SELLOS DE VÁLVULA ADMISIÓN	SELLOS DE VÁLVULAS ESCAPE	CARTER	KIT TAPA DE DISTRI.	RETEN DE CIGÜEÑAL DELANTERO	RETEN DE CIGÜEÑAL TRASERO	RETEN ÁRBOL DE LEVAS	TORNILLOS DE CULATA
0	0	-	-	MS96154	MS96277	SS71180	0	0	-	-	TCS46040	BS40677	TCS46038/ TCS46039	ES72908
0	0	-	-	MS96154	MS96277	SS71180	0	0	-	-	TCS46040	BS40677	TCS46038/ TCS46039	ES72908
0	0	PVW416002	-	MVW416002A	MVW416002E	VVW416002	0	0	AVW416002	-	-	BS40427	-	-
0	0	PVW416002	-	MVW416002A	MVW416002E	VVW416002	0	0	AVW416002	-	-	BS40427	-	-
0	0	-	-	-	MS97196	-	-	-	OS30783	-	-	-	-	-
0	0	V5S0333R	-	MS93223	MS94356	SS726822	0	0	OS30708R	-	TCS45038	BS40187	TCS45357	ES72189
0	0	-	842500	-	-	-	-	-	-	-	-	-	-	-
0	0	-	-	-	-	-	-	-	-	-	-	-	-	-
0	0	PVW416001	-	☒	MVW416001E	☒	0	0	AVW416001	-	-	-	-	-
0	0	PVW416002	-	MVW416002A	MVW416002E	VVW416002	0	0	AVW416002	-	-	BS40427	-	-
0	0	PVW416002	-	MVW416002A	MVW416002E	VVW416002	0	0	AVW416002	-	-	BS40427	-	-
0	0	PVW416001	-	☒	MVW416001E	☒	0	0	AVW416001	-	-	-	-	-
-	-	-	-	-	-	-	-	-	-	-	-	-	-	-
0	0	-	-	-	-	-	-	-	-	-	-	-	-	-
0	0	PVWDP41000	-	MVWDP41000A	MVWDP41000E	-	-	-	AVWDP41000	-	-	-	-	HBVWDP41000
0	0	PVWDP41000	-	MVWDP41000A	MVWDP41000E	-	-	-	AVWDP41000	-	-	-	-	HBVWDP41000
0	0	-	-	-	-	-	-	-	-	-	-	-	-	-
0	0	☒	-	MVW416002A	-	SS72682	0	0	AVW416002	☒	-	BS40427	-	-
0	0	PVWED41900	-	MVWED41900A	MVWED41900E	VVWED41900	0	0	-	-	-	-	-	TVWED41900
0	0	-	-	MVWEG2500A	MVWDP41000E	VVWCDL2500	0	0	-	-	-	-	-	TVWCDL2500
0	0	-	-	-	MS97196	-	-	-	OS30783	-	-	-	-	-
0	0	V5S0333R	-	MS93223	MS94356	SS726822	0	0	OS30708R	-	TCS45038	BS40187	TCS45357	ES72189
0	0	-	842500	-	-	-	-	-	-	-	-	-	-	-
0	0	☒	-	MVW416002A	-	SS72682	0	0	AVW416002	☒	-	BS40427	-	-
0	0	-	724000	-	-	-	-	-	-	-	-	-	-	-
0	0	-	-	-	MS97196	-	-	-	OS30783	-	-	-	-	-
0	0	-	724000	-	-	-	-	-	-	-	-	-	-	-
0	0	V5S0333R	-	MS93223	MS94356	SS726822	0	0	OS30708R	-	TCS45038	BS40187	TCS45357	ES72189
0	0	-	842500	-	-	-	-	-	-	-	-	-	-	-
0	0	☒	-	MVW416002A	-	SS72682	0	0	AVW416002	☒	-	BS40427	-	-
0	0	-	-	-	-	-	-	-	-	-	-	-	-	-
0	0	PVW416001	-	☒	MVW416001E	☒	0	0	AVW416001	-	-	-	-	-
0	0	-	-	-	-	-	-	-	-	-	-	-	-	-
0	0	☒	-	MVW416002A	-	SS72682	0	0	AVW416002	☒	-	BS40427	-	-
0	0	PVWP63000	-	MVWP63000A	MVWP63000E	-	-	-	AVWP63000	-	-	-	-	HBVWP63000
0	0	-	724000	-	-	-	-	-	-	-	-	-	-	-
0	0	-	-	-	-	-	-	-	-	-	-	-	-	-
0	0	-	-	-	-	-	-	-	-	-	-	-	-	-
0	0	-	-	-	-	-	-	-	-	-	-	-	-	-
0	0	PVW416001	-	☒	MVW416001E	☒	0	0	AVW416001	-	-	-	-	-
0	0	-	-	-	-	-	-	-	-	-	-	-	-	-
0	0	-	-	-	-	-	-	-	-	-	-	-	-	-

☒ Número Obsoleto - No Disponible 0 No Aplica / No Requiere



***Intercambios vs TF Victor***



TF Victor	FEL-PRO	Tipo de Junta
CA-10	26255PT	Cabeza
CA-100	CSE41800	Cabeza
CA-1001	26279PT	Cabeza
CA-1002-D	26396PT	Cabeza
CA-1002-I	26395PT	Cabeza
CA-101	CSE41600	Cabeza
CA-102	CVWB52500	Cabeza
CA-111-1	CAT41100	Cabeza
CA-112	26197PT	Cabeza
CA-113	26224PT	Cabeza
CA-114	CCH1600	Cabeza
CA-115	9388PT	Cabeza
CA-1205-K	CGM6250	Cabeza
CA-1206	CGM6173	Cabeza
CA-1207	8723PT1	Cabeza
CA-1208-VC	CGM63100	Cabeza
CA-1211	CAM4151	Cabeza
CA-1212	CGM422001	Cabeza
CA-1213	CGMC41400	Cabeza
CA-1214	CGM4110	Cabeza
CA-1216	9170PT1	Cabeza
CA-1222	9354PT1	Cabeza
CA-1223	CGM631001	Cabeza
CA-1224	COPC41400	Cabeza
CA-1225	CGM418003	Cabeza
CA-1227	CGMA41800	Cabeza
CA-1228	CGM420001	Cabeza
CA-1229	CGM42200	Cabeza
CA-1232	9059PT	Cabeza
CA-1234	CPO41000	Cabeza
CA-1235-D	CGM63800D	Cabeza
CA-1235-I	9917PT	Cabeza
CA-1237	26466PT	Cabeza
CA-1238	26516PT	Cabeza
CA-1239	26379PT	Cabeza
CA-1250-VC	CGM8350	Cabeza
CA-1253	CGM8305	Cabeza
CA-1254	26213PT	Cabeza
CA-1254	26214PT	Cabeza
CA-1258-1	CGM84541	Cabeza
CA-1260	9071PT	Cabeza
CA-1261-D	26169PT	Cabeza
CA-1261-I	26168PT	Cabeza
CA-1262	26191PT	Cabeza
CA-1262	9292PT	Cabeza
CA-1263	9966PT	Cabeza
CA-1264	26192PT	Cabeza
CA-1301	26185PT	Cabeza
CA-1308	26232PT	Cabeza
CA-1309	9465PT	Cabeza
CA-1320-D	26322PT	Cabeza
CA-1320-I	26321PT	Cabeza
CA-1401	26206PT	Cabeza
CA-1403-K1	CCH6225	Cabeza

TF Victor	FEL-PRO	Tipo de Junta
CA-1404	26360PT	Cabeza
CA-1406	CCH42500	Cabeza
CA-1407	26332PT	Cabeza
CA-1408	9922PT	Cabeza
CA-1408-2	9036PT	Cabeza
CA-1409	9910PT	Cabeza
CA-1410-1-D	9981PT	Cabeza
CA-1410-1-I	9978PT	Cabeza
CA-1410-D	CCH63300D	Cabeza
CA-1410-I	CCH63300I	Cabeza
CA-1411	9924PT	Cabeza
CA-1412-D	CCH63500D	Cabeza
CA-1412-I	CCH63500I	Cabeza
CA-1414	CCH6181	Cabeza
CA-1415	CDH100D42500145	Cabeza
CA-1416-1-D	9996PT	Cabeza
CA-1416-1-I	9997PT	Cabeza
CA-1416-D	9536PT	Cabeza
CA-1416-I	9535PT	Cabeza
CA-1417	26229PT	Cabeza
CA-1418	9037PT	Cabeza
CA-1419	26157PT	Cabeza
CA-1431	CCH8360	Cabeza
CA-1434	CCH85200	Cabeza
CA-1438-D	26208PT	Cabeza
CA-1438-I	26209PT	Cabeza
CA-1439	26211PT	Cabeza
CA-1502	CFO42300	Cabeza
CA-1503	9814PT	Cabeza
CA-1504	9063PT	Cabeza
CA-1505	CFO41600	Cabeza
CA-1505-1	9309PT2	Cabeza
CA-1506	9717PT	Cabeza
CA-1507	9005PT1	Cabeza
CA-1508	CFO41300	Cabeza
CA-1509	CFO41400	Cabeza
CA-1510	CFO6200	Cabeza
CA-1512	CFO6240	Cabeza
CA-1513	CFO62301	Cabeza
CA-1514	CFO63800	Cabeza
CA-1514-1	9642PT1	Cabeza
CA-1515	CFO63000	Cabeza
CA-1516-D	9510PT	Cabeza
CA-1516-I	9511PT	Cabeza
CA-1517-D	9038PT	Cabeza
CA-1517-I	9039PT	Cabeza
CA-1518-D	9132PT	Cabeza
CA-1518-I	9136PT	Cabeza
CA-1519	9539PT	Cabeza
CA-1520-D	9253PT	Cabeza
CA-1520-I	9250PT	Cabeza
CA-1523	CFO416001	Cabeza
CA-1524	26250PT	Cabeza
CA-1525-D	9725PT2	Cabeza

TF Victor	FEL-PRO	Tipo de Junta
CA-1526-D	26212PT	Cabeza
CA-1526-I	26233PT	Cabeza
CA-1527-D	CFO6183D	Cabeza
CA-1527-I	CFO6183I	Cabeza
CA-1531-K	CFO8352	Cabeza
CA-1533-T	CFO8302	Cabeza
CA-1535-D	26300PT	Cabeza
CA-1535-I	26301PT	Cabeza
CA-1539	CFO8400	Cabeza
CA-1540	8558PT1	Cabeza
CA-1541-D	9790PT2	Cabeza
CA-1541-I	9792PT2	Cabeza
CA-1544-D	26305PT	Cabeza
CA-1544-I	26304PT	Cabeza
CA-1545-D	26307PT	Cabeza
CA-1545-I	26306PT	Cabeza
CA-17	CNI416001	Cabeza
CA-18	CNI41800	Cabeza
CA-1806-VC	CAM6258	Cabeza
CA-1807-VC	CAM6282	Cabeza
CA-19-G	CNI416002	Cabeza
CA-20	CNI42400	Cabeza
CA-201	CNI4KM	Cabeza
CA-203	CRN42000	Cabeza
CA-21	9819PT	Cabeza
CA-22	CNI41800	Cabeza
CA-23	9210PT1	Cabeza
CA-24	8769B2	Cabeza
CA-25	9571PT	Cabeza
CA-250	CPE41400	Cabeza
CA-251	CPE41600	Cabeza
CA-26	9816PT	Cabeza
CA-27	21178PT	Cabeza
CA-30	CNIU42400	Cabeza
CA-32	26219PT	Cabeza
CA-33	26171PT	Cabeza
CA-34	26261PT	Cabeza
CA-35-D	26240PT	Cabeza
CA-35-I	26239PT	Cabeza
CA-37-GR1	CNIUD6300065	Cabeza
CA-37-GR2	CNIUD6300070	Cabeza
CA-38-GR1	CNICD4250090	Cabeza
CA-38-GR2	CNICD4250092	Cabeza
CA-38-GR3	CNICD4250095	Cabeza
CA-38-GR4	CNICD4250097	Cabeza
CA-38-GR5	CNICD42500100	Cabeza
CA-50	9915PT	Cabeza
CA-50-1	26236PT	Cabeza
CA-50-2	9274PT	Cabeza
CA-51-1	9958PT1	Cabeza
CA-54	26243PT	Cabeza
CA-70-VC	CGM42100	Cabeza
CA-85-G	CRE41300	Cabeza
CA-90	CVWE52500	Cabeza

TF Victor	FEL-PRO	Tipo de Junta
CA-91	CVW416	Cabeza
CA-92-G	CVW416002	Cabeza
CA-93-G	CVW41800	Cabeza
CA-95	CVO62800	Cabeza
CA-99	9570PT	Cabeza
CA-99-1	26161PT	Cabeza
CJ-1118	OS30715	Carter
CJ-11204	AGM6250C	Carter
CJ-11206	AGM6173	Carter
CJ-11208	OS34501R	Carter
CJ-11213	AGM41400	Carter
CJ-11216	AGM4134	Carter
CJ-11222	OS34502R	Carter
CJ-11222-7	OS30680R	Carter
CJ-11223	OS30668R	Carter
CJ-11232	OS30678R	Carter
CJ-11235	OS30767R	Carter
CJ-11250	AGM83502	Carter
CJ-11258-1	AGM8454	Carter
CJ-11259	AGM83503	Carter
CJ-11261	OS30714R	Carter
CJ-11262	OS30693R	Carter
CJ-11301	OS20102C	Carter
CJ-11403	ACH6225	Carter
CJ-11404	ACH42200	Carter
CJ-11405	ACH42500R	Carter
CJ-11408	OS30673R	Carter
CJ-11409	OS34503R	Carter
CJ-11410-1	OS30622R	Carter
CJ-11411	OS30676R	Carter
CJ-11412	OS30692R	Carter
CJ-11414	OS30570C	Carter
CJ-11415	ADH100D42500	Carter
CJ-11417	OS30743R	Carter
CJ-11418	OS30672C	Carter
CJ-11419	OS30709R	Carter
CJ-11420	OS30750R	Carter
CJ-11432	ACH8360	Carter
CJ-11434	ACH83601	Carter
CJ-11439	OS34308R	Carter
CJ-115	ANI416001	Carter
CJ-11502	AFO42300	Carter
CJ-11504-1	OS30297C	Carter
CJ-11505-1	OS30915R	Carter
CJ-11507	OS30908C	Carter
CJ-11513	OS34000C	Carter
CJ-11513-1	OS34002C	Carter
CJ-11515	OS30620R	Carter
CJ-11516	OS30571R	Carter
CJ-11517	AFO62500	Carter
CJ-11518	OS30271C	Carter
CJ-11521	OS30711R	Carter
CJ-11524	OS30814R	Carter
CJ-11525	OS34309R	Carter

TF Victor	FEL-PRO	Tipo de Junta
CJ-11527-1	OS30712R	Carter
CJ-11533	AFO8302	Carter
CJ-11536	OS34508R	Carter
CJ-11537	AFO8351	Carter
CJ-11539	AFO8400	Carter
CJ-11541	OS30725R	Carter
CJ-11543	OS34507R	Carter
CJ-11544	OS30710R	Carter
CJ-11806	AAM6258	Carter
CJ-119	ANI416002	Carter
CJ-120	ANI42400	Carter
CJ-121	OS30619C	Carter
CJ-123	OS20042C	Carter
CJ-150	OS30691R	Carter
CJ-150-1	OS30690R	Carter
CJ-170-X	OS30409C	Carter
CJ-192	AVW416002	Carter
CO-91205-2SL	RGM8350	Reten de Cigüeñal
CO-91250-AS	BS118291	Reten de Cigüeñal
CO-91403-1KNT	RCH62251	Reten de Cigüeñal
CO-91403-KAS	BS40489	Reten de Cigüeñal
CO-91409-VT	BS40181	Reten de Cigüeñal
CO-91432-KPL	RCH8360	Reten de Cigüeñal
CO-91524-KAS	BS40651	Reten de Cigüeñal
CO-91531-KAS	RFO8361	Reten de Cigüeñal
CO-91533-PL	RFO8302	Reten de Cigüeñal
CO-91537-PL	RFO8351	Reten de Cigüeñal
CO-91806-NT	RAM6258	Reten de Cigüeñal
CR-388	FP388	Miscelaneos
CR-447	FP447	Carburador
CR-464	FP464	Carburador
CR-902	FP902	Carburador
CR-905	FP905	Carburador
CR-906	FP906	Carburador
CR-908	FP908	Carburador
CR-919	FP919	Carburador
CR-920	FP920	Carburador
CR-924	FP924	Carburador
CR-930	FP930	Carburador
DJ-81205	DGM6250	Tapa de Distribución
DJ-81206	DGM6173	Tapa de Distribución
DJ-81208	DGM63100	Tapa de Distribución
DJ-81216	TCS45793	Tapa de Distribución
DJ-81250	DGM8350	Tapa de Distribución
DJ-81403-X	TCS127691	Tapa de Distribución
DJ-81410	TCS458931	Tapa de Distribución
DJ-81410-1	TCS46023	Tapa de Distribución
DJ-81431	DCH8360	Tapa de Distribución
DJ-81434	TCS45996	Tapa de Distribución
DJ-81437	TCS46022	Tapa de Distribución
DJ-81438	TCS45992	Tapa de Distribución
DJ-81502	DFO42300	Tapa de Distribución
DJ-81513	DFO62302	Tapa de Distribución
DJ-81515	TCS45771	Tapa de Distribución

TF Victor	FEL-PRO	Tipo de Junta
DJ-81516	TCS45791	Tapa de Distribución
DJ-81517	TCS45966	Tapa de Distribución
DJ-81533	DFO8302	Tapa de Distribución
DJ-81537-1	TCS45168	Tapa de Distribución
DJ-81539	TCS45061	Tapa de Distribución
DJ-81541	TCS45869	Tapa de Distribución
DJ-81544	TCS45982	Tapa de Distribución
DJ-81544	TCS459821	Tapa de Distribución
DJ-81806	TCS45117	Tapa de Distribución
DJ-819	TCS45524	Tapa de Distribución
DJ-821	TCS45864	Tapa de Distribución
JC-10	FSHS26255PT	Juego Completo
JC-100	JSE41800	Juego Completo
JC-1001	FSHS26279PT	Juego Completo
JC-1002	FSHS26395PT1	Juego Completo
JC-101	JSE41600	Juego Completo
JC-102	JVWB52500	Juego Completo
JC-111-1	JAT41100	Juego Completo
JC-112	FSHS26197PT	Juego Completo
JC-113	FSHS26224PT	Juego Completo
JC-114	JCH415ATT	Juego Completo
JC-115	FSHS9388PT1	Juego Completo
JC-116	JCH1600	Juego Completo
JC-118	FSHS26172PT	Juego Completo
JC-1204	JGM420001	Juego Completo
JC-1205-1	JGM6250	Juego Completo
JC-1205-2	JGM62501	Juego Completo
JC-1206	JGM6173	Juego Completo
JC-1207	JGM6181	Juego Completo
JC-1208	JGM631001	Juego Completo
JC-1212	JGM422001	Juego Completo
JC-1215	JGMC41600	Juego Completo
JC-1215-1	JOP41600	Juego Completo
JC-1216	JGM41341	Juego Completo
JC-1216-1	JGM41342	Juego Completo
JC-1217	JGM41511	Juego Completo
JC-1219	JGM41512	Juego Completo
JC-1222	JGM6262	Juego Completo
JC-1222-1	JGM62621	Juego Completo
JC-1222-2	FS9354PT1	Juego Completo
JC-1222-3	FS9354PT2	Juego Completo
JC-1222-7	JGM64300	Juego Completo
JC-1223	JGM63100	Juego Completo
JC-1223-1	JGM631003	Juego Completo
JC-1224	JGM414001	Juego Completo
JC-1225	JGM418003	Juego Completo
JC-1227	JGMA41800	Juego Completo
JC-1228	JGM42000	Juego Completo
JC-1229	JGM42200	Juego Completo
JC-1232	JGM42400	Juego Completo
JC-1233	FSHS26278PT	Juego Completo
JC-1234	JPO41000	Juego Completo
JC-1239	FSHS26379PT	Juego Completo
JC-1240	FSHS26336PT	Juego Completo



TF Victor	FEL-PRO	Tipo de Junta
JC-1241	FSHS26390PT	Juego Completo
JC-1252-1	JGM83502	Juego Completo
JC-1252-K	JGM8350	Juego Completo
JC-1253	JGM8305	Juego Completo
JC-1254	FSHS26213PT	Juego Completo
JC-1258	JGM8454	Juego Completo
JC-1258-1	JGM84541	Juego Completo
JC-1259	JGM83503	Juego Completo
JC-1260-1	JGM63400	Juego Completo
JC-1260-2	FSHS9071PT3	Juego Completo
JC-1261	FS26168PT	Juego Completo
JC-1303	FS21187PT1	Juego Completo
JC-1304	JTO422001	Juego Completo
JC-1305	JTO422003	Juego Completo
JC-1306	JTO422002	Juego Completo
JC-1307	FSHS26158PT2	Juego Completo
JC-1308	FSHS26232PT	Juego Completo
JC-1309	FSHS9465PT2	Juego Completo
JC-1312	FSHS26258PT	Juego Completo
JC-1323	FSHS26290PT	Juego Completo
JC-1402	FSHS26206PT	Juego Completo
JC-1403-K	JCH62251	Juego Completo
JC-1403-K2	JCH62252	Juego Completo
JC-1405	JCH42500	Juego Completo
JC-1406	JCH422002	Juego Completo
JC-1407	FSHS26332PT	Juego Completo
JC-1408	JCH420007	Juego Completo
JC-1408-1	JCH420006	Juego Completo
JC-1408-3	FSHS26202PT	Juego Completo
JC-1409	JCH63900	Juego Completo
JC-1410	JCH63300	Juego Completo
JC-1411	JCH424002	Juego Completo
JC-1411-1	FSHS26202PT1	Juego Completo
JC-1412	JCH63500	Juego Completo
JC-1413	FS8770PT	Juego Completo
JC-1414	JCH6181	Juego Completo
JC-1415	JDH100D42500	Juego Completo
JC-1416	JCH633002	Juego Completo
JC-1416-2	FSHS26208PT	Juego Completo
JC-1417	FSHS26229PT	Juego Completo
JC-1418	JCH62500	Juego Completo
JC-1419	JCH84700	Juego Completo
JC-1420	FSHS26284PT	Juego Completo
JC-1431-1	JCH83182	Juego Completo
JC-1432-K	JCH83601	Juego Completo
JC-1434	JCH85900	Juego Completo
JC-1434-1	FSHS9898PT2	Juego Completo
JC-1502-2R	JFO42300	Juego Completo
JC-1503-2R	JFO423002	Juego Completo
JC-1504	JFO4140	Juego Completo
JC-1504-1	FS9063PT	Juego Completo
JC-1505	JFO41600	Juego Completo
JC-1505-1	JFO41900	Juego Completo
JC-1506	JFO41800	Juego Completo

TF Victor	FEL-PRO	Tipo de Junta
JC-1507	JFO420001	Juego Completo
JC-1508	JFO413FTA	Juego Completo
JC-1509	JFO41400	Juego Completo
JC-1510	FS7916PT2	Juego Completo
JC-1510-1	FS7916PT3	Juego Completo
JC-1511	JFO420ECO	Juego Completo
JC-1512-R	JFO6240	Juego Completo
JC-1513-1R	JFO62302	Juego Completo
JC-1513-R	JFO62301	Juego Completo
JC-1514	JFO638002	Juego Completo
JC-1515	JFO63000	Juego Completo
JC-1516	JFO6177	Juego Completo
JC-1517	JFO62500	Juego Completo
JC-1518	JFO61712	Juego Completo
JC-1519	JFO420002	Juego Completo
JC-1520	JFO638003	Juego Completo
JC-1520-1	JFO638004	Juego Completo
JC-1520-2	JFO638007	Juego Completo
JC-1520-3	JFO638005	Juego Completo
JC-1520-4	JFO638006	Juego Completo
JC-1521	FSHS9539PT1	Juego Completo
JC-1521-1	JFO420003	Juego Completo
JC-1522	JFO420004	Juego Completo
JC-1523	JFO416001	Juego Completo
JC-1524	FSHS26250PT	Juego Completo
JC-1525	FSHS9081PT1	Juego Completo
JC-1526	FSHS26233PT	Juego Completo
JC-1527	FSHS9902PT3	Juego Completo
JC-1527-1	FSHS9902PT5	Juego Completo
JC-1531-K	JFO8352	Juego Completo
JC-1532	FSHS9790PT8	Juego Completo
JC-1532-1	FSHS9792PT9	Juego Completo
JC-1533-1R	JFO83023	Juego Completo
JC-1533-R	JFO83022	Juego Completo
JC-1533-T	JFO83021	Juego Completo
JC-1535	FSHS9293PT1	Juego Completo
JC-1535-1	FSHS9293PT2	Juego Completo
JC-1536	FSHS8548PT14	Juego Completo
JC-1537	JFO83511	Juego Completo
JC-1537-1R	JFO83513	Juego Completo
JC-1537-R	JFO83512	Juego Completo
JC-1538	JFO638008	Juego Completo
JC-1539	JFO8400	Juego Completo
JC-1540	FS8265PT3	Juego Completo
JC-1541	JFO8280	Juego Completo
JC-1544	JFO106800	Juego Completo
JC-1544-1	JFO1068001	Juego Completo
JC-1544-2	FSHS26302PT	Juego Completo
JC-1545	JFO854001	Juego Completo
JC-1545-1	JFO854002	Juego Completo
JC-1545-2	FSHS26306PT	Juego Completo
JC-1545-3	FSHS26306PT2	Juego Completo
JC-1547	FSHS26233PT1	Juego Completo
JC-1600	FSHS26288PT	Juego Completo

TF Victor	FEL-PRO	Tipo de Junta
JC-1806-K	JAM6258	Juego Completo
JC-1807-K	JAM6282	Juego Completo
JC-19	JNI416002	Juego Completo
JC-1900	JFIP41600	Juego Completo
JC-20	JNI42400	Juego Completo
JC-201	JNI4KM	Juego Completo
JC-202	JRE41600	Juego Completo
JC-203	JRN42000	Juego Completo
JC-21	JNI4GA16	Juego Completo
JC-22	JNIT41800	Juego Completo
JC-23	JNI4Z24	Juego Completo
JC-25	JNI63000	Juego Completo
JC-250	JPE41400	Juego Completo
JC-251	JPE41600	Juego Completo
JC-26	JNI420002	Juego Completo
JC-27	JNI42000	Juego Completo
JC-30	JNIU42400	Juego Completo
JC-31	FSHS26255PT1	Juego Completo
JC-32	FSCS26192	Juego Completo
JC-34	FSHS26261PT	Juego Completo
JC-35	FSHS26235PT1	Juego Completo
JC-37	JNIUD63000	Juego Completo
JC-38	JNICD42500	Juego Completo
JC-40	FSHS26372PT	Juego Completo
JC-50	FS9915PT1	Juego Completo
JC-50-1	26337PT	Cabeza
JC-51-2	26155PT	Cabeza
JC-54	FSHS26244PT	Juego Completo
JC-70-2	JGM42500	Juego Completo
JC-90	JVWE52500	Juego Completo
JC-90-1	FSHSU26143	Juego Completo
JC-91	JVW416	Juego Completo
JC-92	JVW416002	Juego Completo
JC-94	JVWP41800	Juego Completo
JC-94-1	JVWDP41000	Juego Completo
JC-95	JVP62800	Juego Completo
JC-98-R	JVW416001	Juego Completo
JC-98-R	JVW416004	Juego Completo
JC-99	JVW42000	Juego Completo
JC-99-1	JVWC42000	Juego Completo
LA-21204	LGM62501	Tapa Lateral de Block
LA-21204-C	LGM62502	Tapa Lateral de Block
LA-215	LNI41600	Tapa Lateral de Block
MJ-1216	HS9469PT2	Medio Juego Superior
MJ-1216-1	HS9170PT1	Medio Juego Superior
MJ-1258-1	HS9502PT	Medio Juego Superior
MJ-1261	HS26168PT	Medio Juego Superior
MJ-1533	HS8548PT11	Medio Juego Superior
MJ-1543	HS8558PT10	Medio Juego Superior
MJ-1545	HS9790PT11	Medio Juego Superior
MJ-1545-1	HS9790PT15	Medio Juego Superior
MJ-19	HS9376PT	Medio Juego Superior
MJ-20	HS9646PT	Medio Juego Superior
MJ-20	HS9646PT2	Medio Juego Superior

TF Victor	FEL-PRO	Tipo de Junta
MJ-23	HS9210PT1	Medio Juego Superior
MJ-30	HS26171PT2	Medio Juego Superior
MJ-99	HS9570PT1	Medio Juego Superior
MU-4100-A	MS96151	Múltiple de Admisión
MU-4100-E	MS96116	Múltiple de Escape
MU-4102-A	MS97007	Múltiple de Admisión
MU-4102-E	MS97034	Múltiple de Escape
MU-4112-A	MS96148	Múltiple de Admisión
MU-4112-E	MS96162	Múltiple de Escape
MU-4113-A	MS96331	Múltiple de Admisión
MU-4113-E	MS96332	Múltiple de Escape
MU-4115-A	MS929641	Múltiple de Admisión
MU-4115-E	MS94841	Múltiple de Escape
MU-41205	MGM6250	Múltiple A/E
MU-41206	MGM6173A	Múltiple de Admisión
MU-41206-E	MGM6173E	Múltiple de Escape
MU-41207-E	MS90508	Múltiple de Escape
MU-41208-A	MGM63100A	Múltiple de Admisión
MU-41208-E	MGM63100E	Múltiple de Escape
MU-41212-A	MS90543	Múltiple de Admisión
MU-41212-E	MS90540	Múltiple de Escape
MU-41213	MGM41400A	Múltiple de Admisión
MU-41213-E	MGM41400E	Múltiple de Escape
MU-41216-A	MS95393	Múltiple de Admisión
MU-41216-E	MGM4121E	Múltiple de Escape
MU-41222-7-A	MS95817	Múltiple de Admisión
MU-41222-7-E	MS95842	Múltiple de Escape
MU-41223-1A	MS90565	Múltiple de Admisión
MU-41223-1P	MS90562	Múltiple A/E
MU-41223-E	MS95586	Múltiple de Escape
MU-41232-A	MS95839	Múltiple de Admisión
MU-41232-E	MS90278	Múltiple de Escape
MU-41232-E	MS90284	Múltiple de Escape
MU-41233-A	MS96603	Múltiple de Admisión
MU-41233-E	MS96602	Múltiple de Escape
MU-41235-A	MS958091	Múltiple de Admisión
MU-41235-E	MS95829	Múltiple de Escape
MU-41235-P	MS95746	Múltiple A/E
MU-41238-A	MS97138	Múltiple de Admisión
MU-41238-E	MS97154	Múltiple de Escape
MU-41250-A	MGM8350A	Múltiple de Admisión
MU-41250-E	MGM8350E	Múltiple de Escape
MU-41252-1-A	MGM83501A	Múltiple de Admisión
MU-41254-A	MS96294	Múltiple de Admisión
MU-41254-A	MS96440	Múltiple de Admisión
MU-41254-E	MS96302	Múltiple de Escape
MU-41254-E	MS96707	Múltiple de Escape
MU-41258-1A	MS95826	Múltiple de Admisión
MU-41258-1E	MS95840	Múltiple de Escape
MU-41258-1P	MS95787	Múltiple A/E
MU-41259-A	MS90131	Múltiple de Admisión
MU-41259-E	MS94054	Múltiple de Escape
MU-41261-E	MS96057	Múltiple de Escape
MU-41262-A	MS92465	Múltiple de Admisión

TF Victor	FEL-PRO	Tipo de Junta
MU-41262-E	MS92467	Múltiple de Escape
MU-41301	MS91091	Múltiple A/E
MU-41303-E	MS90832	Múltiple de Escape
MU-41305-E	MS91679	Múltiple de Escape
MU-41307-A	MS93942	Múltiple de Admisión
MU-41308-A	MS94295	Múltiple de Admisión
MU-41308-E	MS941401	Múltiple de Escape
MU-41309-A	MS92692	Múltiple de Admisión
MU-41309-E	MS92721	Múltiple de Escape
MU-41310-E	MS96921	Múltiple de Escape
MU-41401-A	MS92888	Múltiple de Admisión
MU-41401-E	MS92846	Múltiple de Escape
MU-41403-K	MCH6225	Múltiple A/E
MU-41404	MCH42200	Múltiple A/E
MU-41407-A	MS96840	Múltiple de Admisión
MU-41407-E	MS96902	Múltiple de Escape
MU-41408-1A	MS90708	Múltiple de Admisión
MU-41408-2E	MS95674	Múltiple de Escape
MU-41409-A	MS95315	Múltiple de Admisión
MU-41410-1-A	MS928081	Múltiple de Admisión
MU-41410-1-P	MS94566	Múltiple A/E
MU-41410-E	MS94666	Múltiple de Escape
MU-41411-A	MCH42400A	Múltiple de Admisión
MU-41411-E	MCH42400E	Múltiple de Escape
MU-41411-S	MCH424001A	Múltiple de Admisión
MU-41412-A	MS95444	Múltiple de Admisión
MU-41412-E	MS95446	Múltiple de Escape
MU-41414-A	MS93795	Múltiple de Admisión
MU-41414-E	MS93797	Múltiple de Escape
MU-41415-AE	MDH100D42500A	Múltiple de Escape
MU-41417-A	MS932051	Múltiple de Admisión
MU-41417-E	MS96344	Múltiple de Escape
MU-41418-A	MS95709	Múltiple de Admisión
MU-41418-P	MS95708	Múltiple A/E
MU-41419-A	MS93205	Múltiple de Admisión
MU-41419-E	MS93217	Múltiple de Escape
MU-41420-A	MS96574	Múltiple de Admisión
MU-41420-E-D	MS96532	Múltiple de Escape
MU-41431	MS90009	Múltiple A/E
MU-41432-A	MCH8360A	Múltiple de Admisión
MU-41432-E	MCH8360E	Múltiple de Escape
MU-41434-1A	MS953921	Múltiple de Admisión
MU-41434-A	MS95392	Múltiple de Admisión
MU-41438-A	MS92165	Múltiple de Admisión
MU-41438-P	MS91990	Múltiple A/E
MU-41439-A	MS93094	Múltiple de Admisión
MU-41439-A	MS94790	Múltiple de Admisión
MU-41502	MFO42300E	Múltiple de Escape
MU-41503-A	MFO423002A	Múltiple de Admisión
MU-41504-1A	MS91617	Múltiple de Admisión
MU-41505	MFO4116E	Múltiple de Escape
MU-41505-1-A	MS93935	Múltiple de Admisión
MU-41506-A	MS94612	Múltiple de Admisión
MU-41506-E	MS94611	Múltiple de Escape

TF Victor	FEL-PRO	Tipo de Junta
MU-41507	MS95725	Múltiple A/E
MU-41507-A	MS90891	Múltiple de Admisión
MU-41507-E	MS95702	Múltiple de Escape
MU-41513-1A	MFO62301A	Múltiple de Admisión
MU-41513-E	MFO6230E	Múltiple de Escape
MU-41514-A	MS940451	Múltiple de Admisión
MU-41514-I	MFO62302A	Múltiple de Admisión
MU-41515-A	MFO63000A	Múltiple de Admisión
MU-41515-E	MFO63000E	Múltiple de Escape
MU-41516-A	MS93771	Múltiple de Admisión
MU-41516-E	MS93849	Múltiple de Escape
MU-41517-A	MS95726	Múltiple de Admisión
MU-41517-E	MS95715	Múltiple de Escape
MU-41518-A	MS91886	Múltiple de Admisión
MU-41518-E	MFO61712E	Múltiple de Escape
MU-41519-A	MS95918	Múltiple de Admisión
MU-41520-1P	MS90812	Múltiple de Pleno
MU-41520-A1-D	MS959851	Múltiple de Admisión
MU-41520-A2-D	MS959852	Múltiple de Admisión
MU-41520-A-D	MS95985	Múltiple de Admisión
MU-41520-P	MS95934	Múltiple A/E
MU-41521-A	MS94432	Múltiple de Admisión
MU-41521-E	MS94427	Múltiple de Escape
MU-41524-A	MS96634	Múltiple de Admisión
MU-41524-E	MS96655	Múltiple de Escape
MU-41525-A	MS98005T	Múltiple de Admisión
MU-41525-E	MS94764	Múltiple de Escape
MU-41526-A	MS925861	Múltiple de Admisión
MU-41527-A	MS953721	Múltiple de Admisión
MU-41531	MFO8352A	Múltiple de Admisión
MU-41531-E	MS9812	Múltiple de Escape
MU-41533-1A	MFO8351A	Múltiple de Admisión
MU-41533-A	MFO8302A	Múltiple de Admisión
MU-41533-E	MFO8302E	Múltiple de Escape
MU-41535-1A	MS96123	Múltiple de Admisión
MU-41535-A	MS90890	Múltiple de Admisión
MU-41535-E	MS90779	Múltiple de Escape
MU-41536-P	MS95953	Múltiple A/E
MU-41538-E	MS95528	Múltiple de Escape
MU-41541-1A	MS94801	Múltiple de Admisión
MU-41541-E	MFO8280E	Múltiple de Escape
MU-41543-A	MFO84603A	Múltiple de Admisión
MU-41543-E	MS94204	Múltiple de Escape
MU-41544-1A	MS940141	Múltiple de Admisión
MU-41544-A	MS940121	Múltiple de Admisión
MU-41544-E	MS941081	Múltiple de Escape
MU-41545-1A-D	MS962811	Múltiple de Admisión
MU-41545-A	MFO85400A	Múltiple de Admisión
MU-41545-P	MFO854001A	Múltiple de Admisión
MU-416	MNI41600	Múltiple A/E
MU-41806	MAM6258	Múltiple A/E
MU-419-1	MNI416002A	Múltiple de Admisión
MU-419-E	MNI416002E	Múltiple de Escape
MU-420-A	MS94442	Múltiple de Admisión




TF Victor	FEL-PRO	Tipo de Junta
MU-420-E	MNI42400E	Múltiple de Escape
MU-421-E	MS96343	Múltiple de Escape
MU-422-A	MNI4Z22A	Múltiple de Admisión
MU-422-E	MS90978	Múltiple de Escape
MU-423-A	MS93691	Múltiple de Admisión
MU-425-A	MS922701	Múltiple de Admisión
MU-425-E	MS92271	Múltiple de Escape
MU-426-A	MS95590	Múltiple de Admisión
MU-426-E	MS96113	Múltiple de Escape
MU-427-1	MS226931	Múltiple A/E
MU-431-A	MS96514	Múltiple de Admisión
MU-432-A	MS922704	Múltiple de Admisión
MU-432-E	MS96300	Múltiple de Escape
MU-433-A	MS954591	Múltiple de Admisión
MU-434-A	MS96536	Múltiple de Admisión
MU-434-E	MS96539	Múltiple de Escape
MU-435-A	MS96454	Múltiple de Admisión
MU-435-E	MS91459	Múltiple de Escape
MU-436-A	MS97147	Múltiple de Admisión
MU-436-E	MS97148	Múltiple de Escape
MU-450-E	MS91485	Múltiple de Escape
MU-451-2A	MS96473	Múltiple de Admisión
MU-454-A	MS96491	Múltiple de Admisión
MU-454-E	MS96474	Múltiple de Escape
MU-490-1-A	MVWED41900A	Múltiple de Admisión
MU-490-1-E	MVWED41900E	Múltiple de Escape
MU-490-A	MVWEGL2500A	Múltiple de Admisión
MU-490-E	MVWDP41000E	Múltiple de Escape
MU-492-A	MVW416002A	Múltiple de Admisión
MU-492-E	MVW416002E	Múltiple de Escape
MU-493	MVW41800A	Múltiple de Admisión
MU-495-E	MS91963	Múltiple de Escape
MU-499-1A	MS93223	Múltiple de Admisión
MU-499-1-E	MS94356	Múltiple de Escape
PS-310	VS50618R	Tapa de Punterías
PS-3100	VS50531R	Tapa de Punterías
PS-31001	VS50633R	Tapa de Punterías
PS-31002-D	VS50744R	Tapa de Punterías
PS-3102	VS50735R	Tapa de Punterías
PS-3111	PCH41000	Tapa de Punterías
PS-3112	VS50575R	Tapa de Punterías
PS-3113	VS50593R	Tapa de Punterías
PS-3115	VS50132R	Tapa de Punterías
PS-31205	PGM6250	Tapa de Punterías
PS-31206	PGM6173	Tapa de Punterías
PS-31208	PGM63100	Tapa de Punterías
PS-31209	PGM62502	Tapa de Punterías
PS-31212	VS50485R	Tapa de Punterías
PS-31213	PGM41400	Tapa de Punterías
PS-31216	VS50313R	Tapa de Punterías
PS-31222	VS50086R	Tapa de Punterías
PS-31222-7	VS50464R	Tapa de Punterías
PS-31223	VS50442R	Tapa de Punterías
PS-31232	PGM42400	Tapa de Punterías

TF Victor	FEL-PRO	Tipo de Junta
PS-31235	VS50080R	Tapa de Punterías
PS-31237	VS50769R	Tapa de Punterías
PS-31238	VS50779R	Tapa de Punterías
PS-31250	PGM8350	Tapa de Punterías
PS-31254	VS50484R	Tapa de Punterías
PS-31258-1	VS50388R	Tapa de Punterías
PS-31259	VS50088R	Tapa de Punterías
PS-31261	VS50554R	Tapa de Punterías
PS-31262	VS50504R	Tapa de Punterías
PS-31308	VS50530R	Tapa de Punterías
PS-31309	VS50512R	Tapa de Punterías
PS-31401	VS50518R	Tapa de Punterías
PS-31403	PCH62251C	Tapa de Punterías
PS-31403-1	PCH62252C	Tapa de Punterías
PS-31404	VS50257C	Tapa de Punterías
PS-31405	PCH42500	Tapa de Punterías
PS-31406	PCH422001	Tapa de Punterías
PS-31407	VS50698R	Tapa de Punterías
PS-31408	VS50457R	Tapa de Punterías
PS-31408-1	PCH420004	Tapa de Punterías
PS-31409	VS50420R	Tapa de Punterías
PS-31410	PCH63300	Tapa de Punterías
PS-31410-1	VS50599R	Tapa de Punterías
PS-31411	VS50459R	Tapa de Punterías
PS-31412	VS50429R	Tapa de Punterías
PS-31414	VS50026R1	Tapa de Punterías
PS-31415	PDH100D42500	Tapa de Punterías
PS-31416-1	VS50315R	Tapa de Punterías
PS-31417-D	VS50594R	Tapa de Punterías
PS-31418	VS50461R	Tapa de Punterías
PS-31419-D	VS50577R	Tapa de Punterías
PS-31420	VS50625R	Tapa de Punterías
PS-31431	PCH8360C	Tapa de Punterías
PS-31434	PCH85200	Tapa de Punterías
PS-31434-1	VS50419R	Tapa de Punterías
PS-31437-D	VS50652R	Tapa de Punterías
PS-31438	VS50689R	Tapa de Punterías
PS-31439	VS50458R	Tapa de Punterías
PS-31439	VS50522T	Tapa de Punterías
PS-31503	PFO423002	Tapa de Punterías
PS-31504-1	PFO4140	Tapa de Punterías
PS-31505	VS50476R	Tapa de Punterías
PS-31506	VS50569R	Tapa de Punterías
PS-31507	VS50460R	Tapa de Punterías
PS-31507-1	VS50489R	Tapa de Punterías
PS-31510	VS12692	Tapa de Punterías
PS-31513	PFO62301	Tapa de Punterías
PS-31514	VS50321R	Tapa de Punterías
PS-31515	PFO6183	Tapa de Punterías
PS-31515-1	VS50374R	Tapa de Punterías
PS-31516	VS50312C	Tapa de Punterías
PS-31517-D	VS50462R	Tapa de Punterías
PS-31518	VS50115C	Tapa de Punterías
PS-31520	VS50441R1	Tapa de Punterías

TF Victor	FEL-PRO	Tipo de Junta
PS-31521	VS50553R	Tapa de Punterías
PS-31522	VS50638R	Tapa de Punterías
PS-31525	VS50368C	Tapa de Punterías
PS-31526-D	VS50579R	Tapa de Punterías
PS-31531	PFO8361	Tapa de Punterías
PS-31533	PFO8302R	Tapa de Punterías
PS-31533-G	VS50029C	Tapa de Punterías
PS-31535-1	VS50529R	Tapa de Punterías
PS-31535-D	VS50491R	Tapa de Punterías
PS-31539	PFO8400	Tapa de Punterías
PS-31541-D	VS50377R	Tapa de Punterías
PS-31543	VS50474R	Tapa de Punterías
PS-31545-D	VS50481R	Tapa de Punterías
PS-316	PNI416001	Tapa de Punterías
PS-31806	VS50186C	Tapa de Punterías
PS-319	PNI416002	Tapa de Punterías
PS-320	VS50042R	Tapa de Punterías
PS-321	VS50383R	Tapa de Punterías
PS-323	VS50246R	Tapa de Punterías
PS-324-1	VS50343C	Tapa de Punterías
PS-325	VS50251R1	Tapa de Punterías
PS-326	VS50384R	Tapa de Punterías
PS-327	PNI420001	Tapa de Punterías
PS-333-1	VS50385R	Tapa de Punterías
PS-334	VS50623R	Tapa de Punterías
PS-335-D	VS50608R	Tapa de Punterías
PS-354	VS50614R	Tapa de Punterías
PS-370	PGM42100	Tapa de Punterías
PS-392	PVW416002	Tapa de Punterías
PS-394	VS50528R	Tapa de Punterías
PS-395	VS50643R	Tapa de Punterías
PS-396	PVW416001	Tapa de Punterías
SV-104-VT	SS708641	Sellos de Válvula
SV-106-VT	SS72547	Sellos de Válvula
SV-111-VT	SS70795	Sellos de Válvula
SV-112-VT	SS728911	Sellos de Válvula
SV-113	SS72823	Sellos de Válvula
SV-114-VT	SS702831	Sellos de Válvula
SV-115-VT	SS705791	Sellos de Válvula
SV-117-VT	SS72844	Sellos de Válvula
SV-119-VT	SS72917	Sellos de Válvula
SV-120-VT	SS710411	Sellos de Válvula
SV-121-VT	SS728781	Sellos de Válvula
SV-122-VT	SS707952	Sellos de Válvula
SV-123-VT	SS707951	Sellos de Válvula
SV-124-VT	SS70964	Sellos de Válvula
SV-127-VT	SS72914	Sellos de Válvula
SV-128-VT	SS70858	Sellos de Válvula
SV-131-VT	SS72810	Sellos de Válvula

TF Victor	FEL-PRO	Tipo de Junta
SV-132-VT	SS71041	Sellos de Válvula
SV-133-VT	SS70710	Sellos de Válvula
SV-134-VT	SS728783	Sellos de Válvula
SV-137-VT	SS71039	Sellos de Válvula
SV-138-VT	VCH42600	Sellos de Válvula
SV-139-VT	VDH100D42500	Sellos de Válvula
SV-142-VT	SS729211	Sellos de Válvula
SV-150-VT	SS71268	Sellos de Válvula
SV-156-VT	SS72835	Sellos de Válvula
SV-52-PL	VWV416002	Sellos de Válvula
SV-55-VT	SS72621	Sellos de Válvula
SV-56-VT	SS72783	Sellos de Válvula
SV-57-VT	SS72683	Sellos de Válvula
SV-58-VT	VFO6230A	Sellos de Válvula
SV-59-VT	VFO42300	Sellos de Válvula
SV-61-PL	VNI4L20	Sellos de Válvula
SV-62-VT	VCH83601A	Sellos de Válvula
SV-64-SL	VGM63100	Sellos de Válvula
SV-65-VT	SS72731	Sellos de Válvula
SV-70-VT	SS72889	Sellos de Válvula
SV-72-PL	SS72800	Sellos de Válvula
SV-73-VT	SS728731	Sellos de Válvula
SV-75-VT	SS72871	Sellos de Válvula
SV-77-VT	SS70157	Sellos de Válvula
SV-79-VT	SS72799	Sellos de Válvula
SV-81-VT	SS726822	Sellos de Válvula
SV-84-VT	SS70809	Sellos de Válvula
SV-85-VT	SS72891	Sellos de Válvula
SV-86-VT	SS70816	Sellos de Válvula
SV-89-VT	VFO4116	Sellos de Válvula
SV-91-VT	VGM64300	Sellos de Válvula
SV-92-VT	SS72861	Sellos de Válvula
SV-93-VT	SS72708	Sellos de Válvula
SV-94-VT	SS72842	Sellos de Válvula
SV-95-VT	SS728751	Sellos de Válvula
SV-96-VT	SS72851	Sellos de Válvula
SV-97-VT	VFO4112	Sellos de Válvula
SV-98-VT	SS70829	Sellos de Válvula
SV-99-VT	SS72629	Sellos de Válvula
TCA-1411	ES71028	Tornillos de Culata
TCA-1519	ES72672	Tornillos de Culata
TCA-1544	ES727981	Tornillos de Culata
TCA-204	TRTRD41900	Tornillos de Culata
TCA-38	TNICD42500	Tornillos de Culata
TCA-908	TMBSD52700	Tornillos de Culata
VA-666827	VCH6225A	Sellos de Válvula
VA-668001	VGM6250	Sellos de Válvula
VA-668012	SS70537	Sellos de Válvula
VA-668025	VFO8302A	Sellos de Válvula





***Intercambios vs DC***



DC	FEL-PRO	Tipo de Junta
BS7100	BS40535	Reten de Cigüeñal
BS7103	BS40409	Reten de Cigüeñal
BS7105	BS40110	Reten de Cigüeñal
BS7107	BS40437	Reten de Cigüeñal
BS71216	BS40384	Reten de Cigüeñal
BS71218	BS25023	Reten de Cigüeñal
BS71226	BS40628	Reten de Cigüeñal
BS71325	BS40629	Reten de Cigüeñal
BS7140R	BS40625	Reten de Cigüeñal
BS7160	BS40520	Reten de Cigüeñal
BS71601T	BS40656	Reten de Cigüeñal
BS71800	BS25035	Reten de Cigüeñal
BS71830	BS40427	Reten de Cigüeñal
BS7226	BS40663	Reten de Cigüeñal
BS7226	BS40684	Reten de Cigüeñal
BS7240	BS401681	Reten de Cigüeñal
BS72401	BS40627	Reten de Cigüeñal
BS7253	BS40562	Reten de Cigüeñal
BS7270R	BS40181	Reten de Cigüeñal
BS7271	BS40186	Reten de Cigüeñal
BS7275R	BS40651	Reten de Cigüeñal
BS7300	BS40452	Reten de Cigüeñal
BS7315	BS40419	Reten de Cigüeñal
BS7325	BS40509	Reten de Cigüeñal
BS7357PT	BS40644	Reten de Cigüeñal
BS7360	BS40620	Reten de Cigüeñal
BS7370	BS40042	Reten de Cigüeñal
BS7402	BS40603	Reten de Cigüeñal
BS7715	BS40183	Reten de Cigüeñal
CA100G	CGM41400	Cabeza
CA1021ML	26379PT	Cabeza
CA107G	9014PT	Cabeza
CA108G	9515PT	Cabeza
CA1091G	9469PT	Cabeza
CA1092G	9059PT	Cabeza
CA111G	9971PT	Cabeza
CA112G	9170PT1	Cabeza
CA113ML	26223PT	Cabeza
CA115G	9968PT	Cabeza
CA118G	CGM418003	Cabeza
CA1216G	9376PT	Cabeza
CA1224G	9210PT1	Cabeza
CA1225G	9646PT	Cabeza
CA1226G	9819PT	Cabeza
CA1228G	9816PT	Cabeza
CA12291G	26219PT	Cabeza
CA1229G	9517PT	Cabeza
CA1232G	26171PT	Cabeza
CA1233G	9942PT	Cabeza
CA1234G	26255PT	Cabeza
CA1235ML	26261PT	Cabeza
CA1238ML	CNIT41800	Cabeza
CA1302ML	26158PT1	Cabeza
CA1305ML	9494PT	Cabeza
CA1321G	9148PT	Cabeza
CA1322ML	9468PT	Cabeza
CA140G	8699PT2	Cabeza
CA145G	9957PT	Cabeza

DC	FEL-PRO	Tipo de Junta
CA148G	9917PT	Cabeza
CA149G	9918PT	Cabeza
CA153G	26214PT	Cabeza
CA153ML	26213PT	Cabeza
CA1550ML	CNI4KM	Cabeza
CA160T	CGM8305	Cabeza
CA1710G	CGM42300	Cabeza
CA173G	9071PT	Cabeza
CA175ML	26191PT	Cabeza
CA176ML	26192PT	Cabeza
CA176ML	9199PT	Cabeza
CA1840G	CVW41800	Cabeza
CA1845G	9570PT	Cabeza
CA1850G	26161PT	Cabeza
CA202G	9388PT	Cabeza
CA226ML	26332PT	Cabeza
CA235G	9086PT	Cabeza
CA240G	9296PT	Cabeza
CA242G	9036PT	Cabeza
CA2451G	9946PT	Cabeza
CA2451ML	26202PT	Cabeza
CA245G	9924PT	Cabeza
CA250T	8770PT	Cabeza
CA251ML	26172PT	Cabeza
CA252G	9037PT	Cabeza
CA253G	9112PT	Cabeza
CA2541G	9997PT	Cabeza
CA2551G	9996PT	Cabeza
CA260G	8553PT	Cabeza
CA261G	CCH635001	Cabeza
CA263G	9535PT	Cabeza
CA265G	9111PT	Cabeza
CA2681ML	26208PT	Cabeza
CA268ML	26209PT	Cabeza
CA270G	9910PT	Cabeza
CA271ML	26229PT	Cabeza
CA272ML	26157PT	Cabeza
CA273G	26284PT	Cabeza
CA274G	26286PT	Cabeza
CA275G	CCH85200	Cabeza
CA280ML	9514PT	Cabeza
CA300T	9814PT	Cabeza
CA3031G	9309PT2	Cabeza
CA303G	CFO41600	Cabeza
CA305G	8993PT1	Cabeza
CA307ML	CFO41400	Cabeza
CA313G	9005PT	Cabeza
CA317G	CFO416001	Cabeza
CA318G	9885PT	Cabeza
CA320T	7916PT1	Cabeza
CA322G	9902PT	Cabeza
CA323G	9903PT	Cabeza
CA326G	9540PT	Cabeza
CA327G	9541PT	Cabeza
CA337ML	26300PT	Cabeza
CA338ML	26301PT	Cabeza
CA341G	9250PT	Cabeza
CA342G	9253PT	Cabeza

DC	FEL-PRO	Tipo de Junta
CA348G	26250PT	Cabeza
CA357G	9790PT2	Cabeza
CA360G	8548PT2	Cabeza
CA715G	9076PT1	Cabeza
ES93573	70801	Filtro de Aceite
FS3653	HS8548PT9	Medio Juego Superior
LA5115G	8194	Unión del Tubo de Escape
MS4100	MGM41400A	Múltiple de Admisión
MS4100E	MGM41400E	Múltiple de Escape
MS41021A	MS96995	Múltiple de Admisión
MS4105	MS90563	Múltiple A/E
MS41051	MS93688	Múltiple A/E
MS41081	MS95393	Múltiple A/E
MS4108DC	MS93811	Múltiple A/E
MS4108E	MS93812	Múltiple de Escape
MS41091E	MS90573	Múltiple de Escape
MS41091NS	MS95839	Múltiple A/E
MS4109E	MS90278	Múltiple de Escape
MS41111	MS94286	Múltiple A/E
MS4112DC	MS90543	Múltiple A/E
MS4112E	MS90540	Múltiple de Escape
MS41151	MS94191	Múltiple A/E
MS4115DC	MS95630	Múltiple A/E
MS4115E	MS95632	Múltiple de Escape
MS41216E	MNI416002E	Múltiple de Escape
MS41224	MS93691	Múltiple A/E
MS41225	MS94442	Múltiple A/E
MS41225E	MNI42400E	Múltiple de Escape
MS41226	MS94811	Múltiple A/E
MS412261	MS96343	Múltiple A/E
MS41227	MS94406	Múltiple A/E
MS41228E	MS92271	Múltiple de Escape
MS41232	MS96854	Múltiple A/E
MS41234	MS96514	Múltiple A/E
MS41234E	MS94803	Múltiple de Escape
MS41235E	MS96539	Múltiple de Escape
MS41236A	MS96454	Múltiple de Admisión
MS41238E	MS90978	Múltiple de Escape
MS41302	MS93942	Múltiple A/E
MS41305	MS95837	Múltiple A/E
MS41320E	MS91679	Múltiple de Escape
MS41322	MS935501	Múltiple A/E
MS41322E	MS94976	Múltiple de Escape
MS4140A	MGM6173A	Múltiple de Admisión
MS4141A	MGM63100A	Múltiple de Admisión
MS4142P	MS95830	Múltiple A/E
MS41441	MS93346	Múltiple A/E
MS41443	MS933461	Múltiple de Admisión
MS41444	MS95580	Múltiple A/E
MS4144DC	MS93040	Múltiple A/E
MS41451	MS90562	Múltiple A/E
MS41452	MS90565	Múltiple A/E
MS41481P	MS94066	Múltiple A/E
MS4148P	MS95812	Múltiple A/E
MS41501	MGM8350A	Múltiple de Admisión
MS41501E	MGM8350E	Múltiple de Escape
MS41506	MGM83501A	Múltiple de Admisión
MS41508	MS90131	Múltiple A/E

DC	FEL-PRO	Tipo de Junta
MS4150P	MS90269	Múltiple A/E
MS4151E	MS94054	Múltiple de Escape
MS4153	MS96294	Múltiple A/E
MS4153E	MS96707	Múltiple de Escape
MS4169DC	MS95787	Múltiple A/E
MS4175E	MS92467	Múltiple de Escape
MS4175NS	MS98016T	Múltiple A/E
MS4181E	MS95840	Múltiple de Escape
MS4220DC	MCH6225	Múltiple A/E
MS4226A	MS96840	Múltiple de Admisión
MS4230	MS90968	Múltiple A/E
MS42301E	MS94763	Múltiple de Escape
MS42302	MS94789	Múltiple A/E
MS42351	MS94328	Múltiple A/E
MS42351E	MS95470	Múltiple de Escape
MS4235DC	MS95471	Múltiple A/E
MS4240DC	MS90947	Múltiple A/E
MS4242E	MS95692	Múltiple de Escape
MS42431	MS90708	Múltiple A/E
MS42431P	MS95695	Múltiple A/E
MS42432	MS956602	Múltiple A/E
MS42432P	MS956601	Múltiple A/E
MS4243E	MS95674	Múltiple de Escape
MS42451E	MS92846	Múltiple de Escape
MS4245A	MS92888	Múltiple de Admisión
MS4251	MS929644	Múltiple A/E
MS42512	MS96075	Múltiple A/E
MS4252	MS95709	Múltiple A/E
MS4252E	MS95711	Múltiple de Escape
MS4252P	MS95708	Múltiple A/E
MS4253	MS93795	Múltiple A/E
MS42532	MS937952	Múltiple A/E
MS42541P	MS96042	Múltiple A/E
MS42542P	MS94566	Múltiple A/E
MS42543P	MS96176	Múltiple A/E
MS4254A	MS92808	Múltiple de Admisión
MS4254A	MS928081	Múltiple de Admisión
MS4254A1	MS94666	Múltiple A/E
MS42601	MCH8360A	Múltiple de Admisión
MS42602	MS94377	Múltiple A/E
MS4260DC	MS90009	Múltiple A/E
MS42612P	MS91990	Múltiple A/E
MS42613LS	MS921651	Múltiple A/E
MS4261E	MCH8360E	Múltiple de Escape
MS4262E	MS95446	Múltiple de Escape
MS4270DC	MS95315	Múltiple A/E
MS4271DC	MS932051	Múltiple de Admisión
MS4271E	MS96344	Múltiple de Escape
MS4272	MS93205	Múltiple A/E
MS4272E	MS93217	Múltiple de Escape
MS4273	MS96574	Múltiple A/E
MS4273E	MS96905	Múltiple de Escape
MS4275	MS95392	Múltiple de Admisión
MS42752	MS95462	Múltiple A/E
MS4275E	MS95480	Múltiple de Escape
MS4280	MS91473	Múltiple A/E
MS4280E	MS91483	Múltiple de Escape
MS4300	MFO42300E	Múltiple de Escape

DC	FEL-PRO	Tipo de Junta
MS43002P	MS94032	Múltiple A/E
MS4301	MS93935	Múltiple A/E
MS43033	MS94432	Múltiple A/E
MS43051	MS93391	Múltiple de Admisión
MS43052	MS933911	Múltiple A/E
MS4305E	MS92424	Múltiple de Escape
MS4308E	MS93849	Múltiple de Escape
MS4308P	MS93754	Múltiple A/E
MS4311	MS95726	Múltiple A/E
MS4311E	MS95715	Múltiple de Escape
MS43131	MS90891	Múltiple A/E
MS43131	MS96763	Múltiple A/E
MS4313E	MS95702	Múltiple de Escape
MS43181P	MS93491	Múltiple A/E
MS4318DC	MS95372	Múltiple A/E
MS4325	MS901571	Múltiple A/E
MS43251	MS93837	Múltiple A/E
MS4327	MS96124	Múltiple A/E
MS43302	MFO62302A	Múltiple de Admisión
MS4330E	MFO6230E	Múltiple de Escape
MS4335A	MS94682	Múltiple de Admisión
MS4335E	MS94764	Múltiple de Escape
MS4335P	MS94683	Múltiple A/E
MS4337	MS90890	Múltiple A/E
MS4341	MS959851	Múltiple A/E
MS43411	MS95932	Múltiple A/E
MS43411P	MS95934	Múltiple A/E
MS43412P	MS90812	Múltiple de Pleno
MS4341NS	MS959852	Múltiple A/E
MS4348	MS96634	Múltiple A/E
MS43572	MS928361	Múltiple A/E
MS4357DC	MS94801	Múltiple A/E
MS4357E	MS92568	Múltiple de Escape
MS4357NS3	MS96696	Múltiple A/E
MS43601P	MS94555	Múltiple A/E
MS43602P	MS93834	Múltiple A/E
MS43603P	MS95953	Múltiple A/E
MS4360A	MFO8302A	Múltiple de Admisión
MS4360E	MFO8302E	Múltiple de Escape
MS4375	MS901101	Múltiple A/E
MS43751	MS94175	Múltiple A/E
MS4375E	MS90291	Múltiple de Escape
MS47151	MS94790	Múltiple A/E
MS47152	MS93094	Múltiple A/E
OS1100	AGM41400	Carter
OS-1104	OS30433C	Carter
OS1105	OS30409C	Carter
OS1108	OS34300C	Carter
OS1109	OS30678R	Carter
OS11125	OS30614C	Carter
OS11225	ANI42400	Carter
OS11229R	OS30591	Carter
OS11233	OS30651C	Carter
OS11304	OS30553C	Carter
OS11310	OS20102C	Carter
OS11321	OS30468C	Carter
OS11425	OS30767R	Carter
OS11441R	OS30680R	Carter


DC	FEL-PRO	Tipo de Junta
OS1145R	OS30668R	Carter
OS1150	AGM83502	Carter
OS11501R	AGM83503	Carter
OS1160	OS30410C	Carter
OS1167	OS30061C1	Carter
OS1168R	OS34407R	Carter
OS1242HD	OS30673R	Carter
OS1245HD	OS30676R	Carter
OS1252	OS30672C	Carter
OS1253	OS30570C	Carter
OS1254HD	OS30622R	Carter
OS1270R	OS34503R	Carter
OS1271R	OS30743R	Carter
OS1272R	OS30709R	Carter
OS1280R	OS30689R	Carter
OS13031R	OS30536R	Carter
OS13032R	OS30915R	Carter
OS1305	OS30297C	Carter
OS13053R	OS30914R	Carter
OS1308R	OS30571R	Carter
OS1313R	OS30674R	Carter
OS13181R	OS30620R	Carter
OS1325	OS13811C	Carter
OS1326R	OS30697R	Carter
OS13351R	OS34309R	Carter
OS1335R	OS30634R	Carter
OS1338	OS30625R	Carter
OS1338	OS30702R	Carter
OS1357	OS30725R	Carter
OS1360	AFO8302	Carter
OS13601R	OS13260C	Carter
OS1365	OS30214C	Carter
OS13651R	OS30616R	Carter
OS1370	OS30227C	Carter
OS1402	OS30594C	Carter
OS1402	OS30698C	Carter
OS-1703	OS30476C	Carter
OS17031R	OS34007R	Carter
OS1715R	OS34308R	Carter
SS8111V	SS72867	Sellos de Válvula
SS8112V	SS702831	Sellos de Válvula
SS8153V	SS710431	Sellos de Válvula
SS8167NV	SS72823	Sellos de Válvula
SS8240N	VCH42200	Sellos de Válvula
SS8242V	SS72871	Sellos de Válvula
SS8313V	SS72889	Sellos de Válvula
SV8112V	SS70809	Sellos de Válvula
TC6102	TCS45113	Tapa de Distribución
TC6108	TCS45793	Tapa de Distribución
TC6109	TCS45972	Tapa de Distribución
TC61091	TCS45843	Tapa de Distribución
TC6115	TCS45958	Tapa de Distribución
TC61218	TCS27155	Tapa de Distribución
TC61224	TCS45612	Tapa de Distribución
TC61226	TCS45864	Tapa de Distribución
TC61310	TCS45568	Tapa de Distribución
TC61401	TCS45828	Tapa de Distribución
TC61424	TCS45840	Tapa de Distribución



DC	FEL-PRO	Tipo de Junta
TC6148	TCS45971	Tapa de Distribución
TC61531	TCS45052	Tapa de Distribución
TC6165	TCS13417	Tapa de Distribución
TC6167	TCS45060	Tapa de Distribución
TC6175	TCS45993	Tapa de Distribución
TC6181	TCS46007	Tapa de Distribución
TC6201	DCH41000	Tapa de Distribución
TC6226	TCS46098	Tapa de Distribución
TC6240	TCS45495	Tapa de Distribución
TC62401	TCS45131	Tapa de Distribución
TC6254	TCS458931	Tapa de Distribución
TC6271	TCS46000	Tapa de Distribución
TC62712	TCS46022	Tapa de Distribución
TC6273	TCS46049	Tapa de Distribución
TC6280	TCS45035	Tapa de Distribución
TC6300	TCS45626	Tapa de Distribución
TC63031	TCS45473	Tapa de Distribución
TC63032	TCS454721	Tapa de Distribución
TC6304	TCS45442	Tapa de Distribución
TC6305	TCS45107	Tapa de Distribución
TC63053	TCS45940	Tapa de Distribución
TC6311	TCS45967	Tapa de Distribución
TC6313	TCS46015	Tapa de Distribución
TC6318	TCS45771	Tapa de Distribución
TC63302	TCS45984	Tapa de Distribución
TC6335	TCS45867	Tapa de Distribución
TC6337	TCS45982	Tapa de Distribución
TC63371	TCS45986	Tapa de Distribución
TC6356	TCS45869	Tapa de Distribución
TC6365	TCS45168	Tapa de Distribución
TC6710	TCS45117	Tapa de Distribución
VS3100	PGM41400	Tapa de Punterías
VS3107	VS50243C	Tapa de Punterías
VS3108R	VS50313R	Tapa de Punterías
VS31091R	VS50325R	Tapa de Punterías
VS31112R	VS50428R	Tapa de Punterías
VS3111R	VS50447R	Tapa de Punterías
VS31125R	VS50340R	Tapa de Punterías
VS3113R	VS50596R	Tapa de Punterías
VS3117R	VS50692R	Tapa de Punterías
VS31225R	VS50042R	Tapa de Punterías
VS312262R	VS50570R	Tapa de Punterías
VS31227R	VS50335R	Tapa de Punterías
VS31229R	VS50251R	Tapa de Punterías
VS31233R	VS50385R	Tapa de Punterías
VS31234R	VS50617R	Tapa de Punterías
VS31234R	VS50618R	Tapa de Punterías
VS31235R	VS50623R	Tapa de Punterías
VS31236R	VS50608R	Tapa de Punterías
VS31238R	VS50746R	Tapa de Punterías
VS31302R	VS50542R	Tapa de Punterías
VS31302R	VS50544R	Tapa de Punterías
VS31304R	VS50305R	Tapa de Punterías
VS313071	VS50440R	Tapa de Punterías
VS3131	VS50181C	Tapa de Punterías
VS31322R	VS50304R	Tapa de Punterías
VS31325R	VS50530R	Tapa de Punterías
VS31330R	VS50512R	Tapa de Punterías


DC	FEL-PRO	Tipo de Junta
VS31350R	VS50371R	Tapa de Punterías
VS31356R	VS50471R	Tapa de Punterías
VS31357R	VS50422R	Tapa de Punterías
VS3140	PGM6173	Tapa de Punterías
VS3141R	PGM63100	Tapa de Punterías
VS3142	VS50156C	Tapa de Punterías
VS3144R	VS50086R	Tapa de Punterías
VS314571R	VS50493R	Tapa de Punterías
VS31457R	VS50365R	Tapa de Punterías
VS31459R	VS50606R	Tapa de Punterías
VS3145R	VS50442R	Tapa de Punterías
VS31466R	VS50614R	Tapa de Punterías
VS31468R	VS50607R	Tapa de Punterías
VS31481R	VS50465R	Tapa de Punterías
VS3148R	VS50080R	Tapa de Punterías
VS3150	PGM8350	Tapa de Punterías
VS3153R	VS50584R	Tapa de Punterías
VS3165	VS13403C	Tapa de Punterías
VS3167	VS30055C	Tapa de Punterías
VS3168R	VS50388R	Tapa de Punterías
VS3226R	VS50698R	Tapa de Punterías
VS3230R	VS50195R	Tapa de Punterías
VS3235R	VS50234R	Tapa de Punterías
VS3240	VS50257C	Tapa de Punterías
VS32401	PCH42500	Tapa de Punterías
VS32402R	PCH422001	Tapa de Punterías
VS32421R	VS50459R	Tapa de Punterías
VS3245R	VS50518R	Tapa de Punterías
VS3250	VS50197R	Tapa de Punterías
VS32511R	VS50562R	Tapa de Punterías
VS3252R	VS50461R	Tapa de Punterías
VS3253R	VS50026R1	Tapa de Punterías
VS3254HD	PCH63300	Tapa de Punterías
VS3260	PCH8360C	Tapa de Punterías
VS3270HD	VS50420R	Tapa de Punterías
VS3273R	VS50625R	Tapa de Punterías
VS3275HD	VS50419R	Tapa de Punterías
VS33001	PFO423002	Tapa de Punterías
VS3303	VS50476R	Tapa de Punterías
VS33033HD	VS50369	Tapa de Punterías
VS33051R	VS50043R1	Tapa de Punterías
VS33052R	VS50043R2	Tapa de Punterías
VS3308	VS50312C	Tapa de Punterías
VS33132R	VS50553R	Tapa de Punterías
VS33181R	VS50374R	Tapa de Punterías
VS3326	VS50033C1	Tapa de Punterías
VS33261R	VS50028R	Tapa de Punterías
VS33302R	VS50441R1	Tapa de Punterías
VS3335	VS50368C	Tapa de Punterías
VS33372R	VS50529R	Tapa de Punterías
VS3348R	VS50638R	Tapa de Punterías
VS3356R	VS50377R	Tapa de Punterías
VS3360	PFO8302C	Tapa de Punterías
VS3360G	VS50029C	Tapa de Punterías
VS3703R	VS50245R	Tapa de Punterías
VS3711	VS50244C	Tapa de Punterías
VS3715	VS50022C1	Tapa de Punterías

# DIAGRAMA DE JUNTAS





# FELPRO®





# ENGINE EXPERTISE

 **FEDERAL-MOGUL  
MOTORPARTS**



***Expertos en Motor,  
la nueva forma de ver los sistemas de motor***




 **FEDERAL-MOGUL  
MOTORPARTS**



## REPARACION DEL MOTOR CON TECNOLOGIA EN EL SELLADO


Los ingenieros de Fel-Pro, avanzan continuamente con nuevas ciencias en el sellado. Y está claro que Fel-Pro será siempre el primero en el mercado con nuevas soluciones a su problema de sellado. A continuación te hacemos el recuento de la tecnología que Fel-Pro ofrece para la reparación de tu motor.



### PermaTorque® MLS con LaserWeld™ - 4 láminas

Primero desarrollado y validado en sociedad con los equipos profesionales de autos de carreras. El terminado en el diseño **LaserWeld™ de multi-laminas** esta ahora disponible en **Fel-Pro®**, en las juntas de culata, **PermaTorque MLS® (Multi -Layer-Steel)** para un completo rango de la siguiente generación de motores de alto desempeño o competencia.

*Con limitadores de torque incluidos – solo el torque exacto*



### PermaTorque® MLS ( Multi -Layer-Steel) – 3 láminas

Este innovador concepto de juntas para culata, equipados con **juntas MLS**, proporciona el diseño adecuado para los vehículos que requieren de un excelente recubrimiento para los terminados de las superficies de **60 Ra (360Rz)** ayudando en el sellado y eliminando las fugas.

*Con limitadores de torque incluidos – solo el torque exacto*

### PermaTorqueSD®

Esta junta para servicio pesado, está diseñada para trabajo bajo extremas condiciones debido su fortaleza y composición y está recomendada para vehículos recreativos, flotillas, vehículos comerciales de carga incluyendo las grúas y remolques.

*Con limitadores de torque incluidos – solo el torque exacto*



### PermaTorque®

El diseño más confiable disponible, en el mercado actual, las juntas de culata con **PermaTorque®** son significativamente mejores al mantener el torque, a diferencia de cualquier otra junta de culata.

*Con limitadores de torque incluidos – solo el torque exacto*





www.fme-cat.mx  
www.federalmogul.com



Federal-Mogul es una empresa certificada en ISO14001 preocupada y ocupada en prevenir la Contaminación del Medio Ambiente.  
Día a Día cumplimos con las normas, objetivos y metas que previenen contaminación y nos ayudan a construir un país mejor y un ambiente de trabajo seguro para clientes, empleados y proveedores.  
Hacer uso razonable de los recursos naturales y trabajar para su conservación nos motivan a imprimir en materiales que protegen a los bosques de donde se obtiene esta materia prima y a la comunidad que cuida de ellos.



/federalmogulmex



@federalmogulmex