

# WALKER

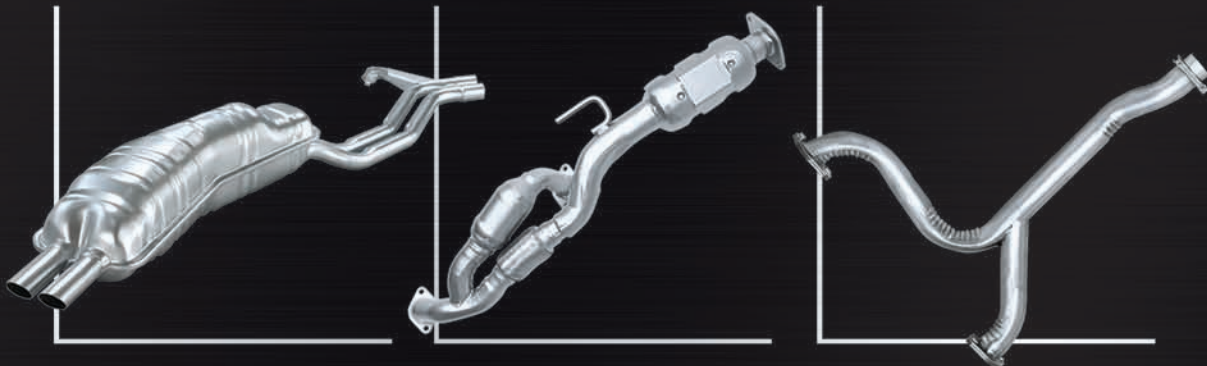
EMISSIONS CONTROL

Weatherly No. 170  
WVINT-15NCT  
July, 2015  
Supersedes Catalog  
WVINT-10NCT

# 2015

## MASTER CATALOG

## CATALOG PRINCIPAL • CATÁLOGO MAESTRO



**Vintage:** 2000 and Older

**Voitures anciennes :** 2000 et plus anciens

**De época:** 2000 y más viejos

[www.walkerexhaust.com](http://www.walkerexhaust.com)






## World-Class, Engine-to-Tailpipe Exhaust Solutions

Des solutions d'échappement de classe mondiale couvrant tous les éléments, du moteur au tuyau d'échappement arrière

Soluciones de escape de clase mundial, desde el motor hasta el tubo de escape



### SOLUTIONS FROM AN INDUSTRY LEADER

- Full-Service Exhaust Solutions
- Comprehensive Coverage for Import and Domestic Vehicles
- Fits Like OE, Because We Make OE

### SOLUTIONS D'UN CHEF DE FILE DE L'INDUSTRIE

- Solutions d'échappement de service complet de classe mondiale
- Couverture complète pour les véhicules nord-américains et importés
- S'ajuste comme l'É.O. car nous fabriquons l'É.O.

### SOLUCIONES DE UN LÍDER DE LA INDUSTRIA

- Soluciones de escape de servicio completo de clase mundial
- Cobertura completa para vehículos de importación y nacionales
- Se ajusta como equipo original porque fabricamos equipo original

**TAB INDEX**

**PAGES**

<p><b>GENERAL INFORMATION</b>                  Catalog Features . . . . . 2                  Table of Contents . . . . . 7 - 8                  Abbreviations &amp; Engine Size Charts . . . . . 9                  Truck Identification Index . . . . . 12 - 13                  Converter Installation Guide; EPA and CARB Compliances . . . . . 18 - 19                  Installation Notes . . . . . 24</p>	<p><b>GENERAL INFORMATION</b></p>
<p><b>DOMESTIC AND IMPORT PASSENGER CAR LISTINGS</b>                  Listed Alphabetically from Acura to Volvo. . . . . 27</p>	<p><b>PASSENGER CAR</b></p>
<p><b>LIGHT TRUCK APPLICATION LISTINGS</b>                  Vehicles thru 1 ton rating (up to 10,000 G.V.W.R.). . . . . 773</p>	<p><b>LIGHT TRUCK</b></p>
<p><b>MUFFLER SPECIFICATIONS</b>                  Specifications by Part No. . . . . 1026                  Specifications by Inlet Size. . . . . 1041</p>	<p><b>MUFFLER SPECS.</b></p>
<p><b>OPTIONAL MUFFLERS</b>                  Optional Muffler Interchange. . . . . 1056                  Cross Reference for Super Turbo . . . . . 1064                  Cross Reference for Ultra Flo SS . . . . . 1066                  Tru-Fit Universal Schematics. . . . . 1067                  Universal SoundFX Schematics . . . . . 1073                  Economy Pro-Fit Schematics . . . . . 1079                  General Service Muffler, Spark Arrestors . . . 1081</p>	<p><b>OPTIONAL MUFFLERS</b></p>
<p><b>DIRECT-FIT CONVERTER NUMERICAL LISTING . . . . . 1084</b></p>	<p><b>CONVERTER SPECS.</b></p>
<p><b>ACCESSORIES</b>                  Includes clamps, hangers, elbows, bushings, straight &amp; flexible tubing, connectors, flanges, header adapters and other Heavy-Duty truck applications . . . . . 1159                  FLANGE IDENTIFICATION CHART . . . . . 1192                  GASKET IDENTIFICATION CHART . . . . . 1194</p>	<p><b>ACCESSORIES</b></p>
<p><b>FOOTNOTES</b>                  Pour les notes en Francais . . . . . 1222                  Para las notas en Español. . . . . 1226</p>	<p><b>FOOTNOTES</b></p>

# CATALOG FEATURES

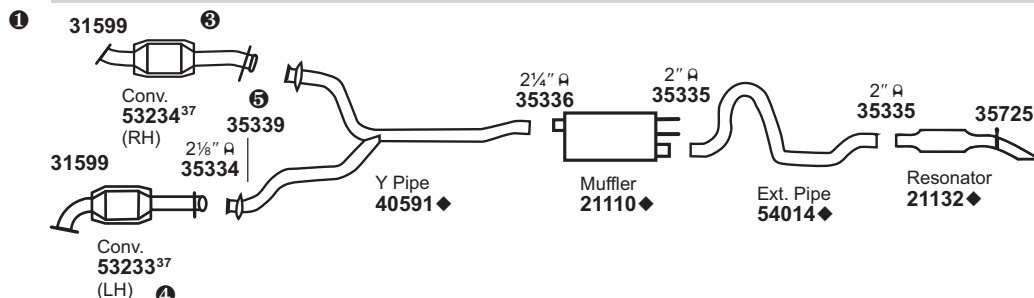
## EASY READING APPLICATION LISTING FORMAT:

Domestic and Import passenger car and truck applications are listed alphabetically by gross vehicle weight and make in this catalog. Within makes, the individual models are listed

alphabetically. Models are listed from the latest to earliest years. Within model years, applications are listed by engine size - from small to large.

## ② CHEVROLET Caprice

(97) 1996 8 CYL. CAPRICE SEDAN w/4.3L, 5.7L ENG., SINGLE EXHAUST

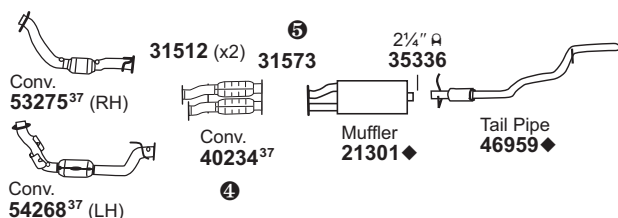


For 21110: SoundFX 18598 Univ. SoundFX 17846# Super Turbo 17732#

- ⑦ For 53233: Univ. Conv. 15038#
- For 53234: Univ. Conv. 15038#

## FORD Explorer

① 1998-96 8 CYL. EXPLORER w/5.0L ENG. (1009) ③



- For 21301: SoundFX 18815
- ⑦ For 40234: Univ. Conv. 93237#
- For 53275: Univ. Conv. 93237#
- For 54268: Univ. Conv. 93237#

③ DYNOMAX SYSTEM AVAILABLE, See DynoMax Catalog

⑥	31512 Gskt.	31573 Gskt.																	
---	-------------	-------------	--	--	--	--	--	--	--	--	--	--	--	--	--	--	--	--	--

- ① For easy references, every listing is numbered.
- ② Vehicle makes and models are clearly identified at the top of each application page.
- ③ Specific model year, engine size and model information are listed in headers.
- ④ Muffler, pipe or direct-fit converters part numbers appear directly below their respective illustrations. Parts that replace original equipment welded assemblies are identified with a special footnote ♦.
- ⑤ Accessory part numbers appear above the muffler and pipe illustrations. For convenience, clamp sizes are also shown.
- ⑥ Accessory illustrations are shown at the bottom of each page for easy reference.
- ⑦ Where applicable Univ. Conv., SoundFX, Tru-Fit, Univ. SoundFX, Super Turbo, Ultra-Flo, Glasspack and Heavy Duty muffler part number will appear at the bottom of the listing.
- ⑧ Where DynoMax 'Bolt-On' Systems are available, refer to the DynoMax Catalog.

**SUPERSEDEANCE** - Part numbers which are being superseded are cataloged with the old part number above and the replacing part number "or" listed below.

**UNAVAILABLE PARTS** - In some applications with low vehicle registrations or older model coverage, some parts may not be available. Those parts are identified "N.A." - not available.

**OTHER INFORMATION** - The back of the catalog contains important information regarding new accessories and muffler specifications.

**INTERCALAIRE**

**PAGES**

<p><b>RENSEIGNEMENTS GÉNÉRAUX</b>                  Comment utiliser ce catalogue . . . . . 4                  Table des matières. . . . . 7 - 8                  Tableaux des abréviations et cylindrées. . . . . 10                  Index d'identification des camions . . . . . 14 - 15                  Guide d'installation de convertisseur; conformité aux normes EPA et CARB. . . . . 20 - 21                  Notes pour l'installation . . . . . 25</p>	<p><b>RENSEIGNEMENTS GÉNÉRAUX</b></p>
<p><b>LISTE DE VOITURES DE TOURISME NORD-AMÉRICAINES ET IMPORTÉES</b>                  Classés par ordre alphabétique de Acura à Volvo. . . . . 27</p>	<p><b>VOITURE DE TOURISME</b></p>
<p><b>LISTE D'APPLICATIONS POUR VÉHICULES LÉGERS</b>                  Pour véhicules d'un poids nominal jusqu'à 1 tonne (jusqu'à un PBV de 10 000 lb) . . . . . 773</p>	<p><b>CAMION LÉGER</b></p>
<p><b>CARACTÉRISTIQUES DES SILENCIEUX</b>                  Silencieux Quiet-Flow3 par n° de pièce . . . . . 1026                  Silencieux Quiet-Flow3 par dimension de l'entrée. . . . . 1041</p>	<p><b>CARACTÉRISTIQUES DES SILENCIEUX</b></p>
<p><b>SILENCIEUX EN OPTION</b>                  Échange de silencieux en option. . . . . 1056                  Référence pour Super Turbo . . . . . 1064                  Référence pour Ultra Flo SS . . . . . 1066                  Schéma universel Tru-Fit . . . . . 1067                  Schéma universel SoundFX . . . . . 1073                  Schéma Pro-Fit économie. . . . . 1079                  Silencieux pour service général, pare-étincelles . . . . . 1081</p>	<p><b>SILENCIEUX OPTIONNELS</b></p>
<p><b>CONVERTISSEURS À MONTAGE DIRECT - LISTE NUMÉRIQUE . . . . . 1084</b></p>	<p><b>CARACTÉRISTIQUES DES CONVERTISSEURS</b></p>
<p><b>ACCESSOIRES</b>                  Incluant brides, supports, coudes, embouts, tuyaux droits et flexibles, raccords, flasques adaptateurs de collecteur et autres applications pour camions lourds . . . . . 1159                  TABLEAU D'IDENTIFICATION DES FLASQUES. . . . . 1192                  TABLEAU D'IDENTIFICATION DES JOINTS D'ÉTANCHÉITÉ . . . . . 1194</p>	<p><b>ACCESSOIRES</b></p>
<p><b>POUR LES NOTES</b>                  Pour les notes en Français . . . . . 1222                  Para las notas en Español. . . . . 1226</p>	<p><b>POUR LES NOTES</b></p>

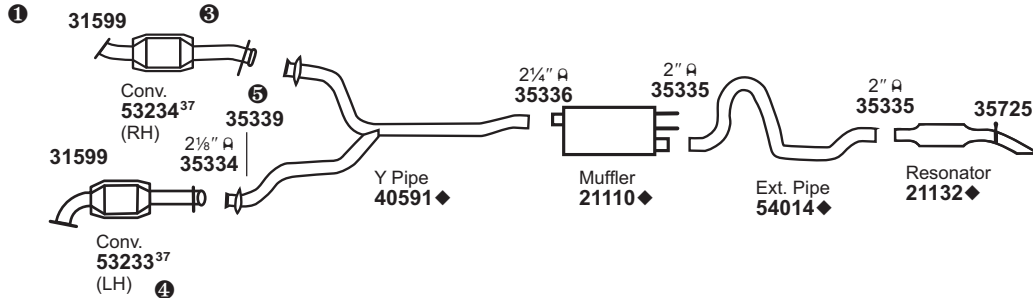
# CARACTÉRISTIQUES DU CATALOGUE

**FORMAT DE CLASSEMENT DES APPLICATIONS FACILE À LIRE:**  
Les applications pour voitures de tourisme et camions nordaméricains et importés sont classées par ordre alphabétique par poids brut du véhicule et par marque dans ce catalogue. Parmi ces marques, les modèles individuels sont classés

alphabétiquement. Les modèles sont classés à partir des modèles les plus anciens aux plus récents. Selon les années, les modèles sont listés selon la cylindrée du moteur – du plus petit au plus gros.

## CHEVROLET Caprice

(97) 1996 8 CYL. CAPRICE SEDAN w/4.3L, 5.7L ENG., SINGLE EXHAUST



For 21110: SoundFX 18598

Univ. SoundFX 17846#

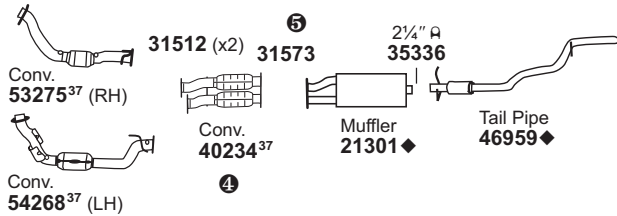
Super Turbo 17732#

For 53233: Univ. Conv. 15038#

For 53234: Univ. Conv. 15038#

## FORD Explorer

(1009) 1998-96 8 CYL. EXPLORER w/5.0L ENG. (BEFORE 1-28-98)



For 21301: SoundFX 18815

For 40234: Univ. Conv. 93237#

For 53275: Univ. Conv. 93237#

For 54268: Univ. Conv. 93237#

6	31512 Gskt.	31573 Gskt.																	

- 1 Pour faciliter la consultation, toutes les listes sont numéroté
- 2 Les marques et modèles de véhicules sont clairement identifiés en haut de chaque page concernant ce modèle.
- 3 Les renseignements sur l'année spécifique du modèle, la cylindrée et le modèle apparaissent dans les en-têtes.
- 4 Les numéros de pièces des silencieux, tuyaux ou convertisseurs à montage direct apparaissent directement sous leurs illustrations respectives. Les pièces qui remplacent les ensembles soudés d'équipement d'origine sont identifiées par une note spéciale en bas de page ♦.

- 5 Les numéros de pièces des accessoires apparaissent au-dessus des illustrations de silencieux et de tuyau. Pour des raisons pratiques, le format des brides sont aussi indiqués.
- 6 Les illustrations d'accessoires apparaissent au bas de chaque page pour faciliter la consultation..
- 7 S'il y a lieu, les numéros de pièces des Conv. Univ., les silencieux SoundFX, Tru-Fit, Univ. SoundFX, Super Turbo, Ultra-Flo, Glasspack et poids lourds apparaissent au bas de la liste.
- 8 Si les systèmes DynoMax « à boulonner » sont disponibles, consulter la Catalogue DynoMax

**REPLACEMENT** - Les numéros de pièces périmées sont répertoriés avec l'ancien numéro de pièce sur le dessus et le numéro de pièce de remplacement "ou" indiqué en-dessous.

**PIÈCES NON DISPONIBLES** - Sur certains modèles dont le nombre de véhicules immatriculés est faible ou sur les modèles plus anciens, certaines pièces peuvent ne pas être disponibles. Ces pièces sont identifiées par « N.D. » - non disponible.

**AUTRES RENSEIGNEMENTS** - Vous trouverez au dos du catalogue, des renseignements importants sur les caractéristiques des nouveaux accessoires et silencieux.

**INDICE DE PESTANAS**

**PÁGINAS**

<p><b>INFORMACIÓN GENERAL</b></p> <p>Uso de este catálogo . . . . . 6                  Contenidos . . . . . 7 - 8                  Abreviaturas y diagramas de tamaños de motores . . . . . 11                  Índice de identificación de camiones . . . . . 16 - 17                  Guía de instalación de convertidores; conformidad con EPA y CARB . . . . . 22 - 23                  Notas para la instalación . . . . . 26</p>	<p><b>INFORMACIÓN GENERAL</b></p>
<p><b>LISTAS DE TURISMOS NACIONALES Y DE IMPORTACIÓN</b></p> <p>Por orden alfabético, de Acura a Volvo . . . . . 27</p>	<p><b>TURISMOS</b></p>
<p><b>LISTAS DE APLICACIONES LIGERAS</b></p> <p>Vehículos de 1 a 10 toneladas de peso nominal bruto . . . . . 773</p>	<p><b>CAMIONETAS</b></p>
<p><b>CARACTERÍSTICAS DE LOS SILENCIADORES</b></p> <p>Silenciadores por n° de pieza . . . . . 1026                  Silenciadores por tamaño entrada. . . . . 1041</p>	<p><b>CARACTERÍSTICAS SILENCIADORES</b></p>
<p><b>SILENCIADORES OPCIONALES</b></p> <p>Intercambio de silenciadores opcionales . . . . . 1056                  Referencia cruzada para los silenciadores                      Super Turbo . . . . . 1064                      Ultra Flo SS . . . . . 1066                  Esquemas de los silenciadores universales Tru-Fit . . . . . 1067                  Esquemas de los silenciadores universales SoundFX . . . . . 1073                  Esquemas de los silenciadores económicos Pro-Fit . . . . . 1079                  Silenciador de servicio general, supresores de chispas . . . . . 1081</p>	<p><b>SILENCIADORES OPCIONALES</b></p>
<p><b>CONVERTIDORES DE AJUSTE DIRECTO – LISTA NUMÉRICA . . . . . 1084</b></p>	<p><b>CARACTERÍSTICAS CONVERTIDORES</b></p>
<p><b>ACCESORIOS</b></p> <p>Comprende abrazaderas, soportes colgantes, codos, tubos rígidos y flexibles, conectores, bridas, adaptadores de colectores y otras aplicaciones muy resistentes para camiones . . . . . 1159                  DIAGRAMA DE IDENTIFICACIÓN DE BRIDAS . . . . . 1192                  DIAGRAMA DE IDENTIFICACIÓN DE JUNTAS . . . . . 1194</p>	<p><b>ACCESORIOS</b></p>
<p><b>PARA LES NOTES</b></p> <p>Pour les notes en Français . . . . . 1222                  Para las notas en Español. . . . . 1226</p>	<p><b>PARA LAS NOTAS</b></p>

# CARACTERÍSTICAS DEL CATÁLOGO

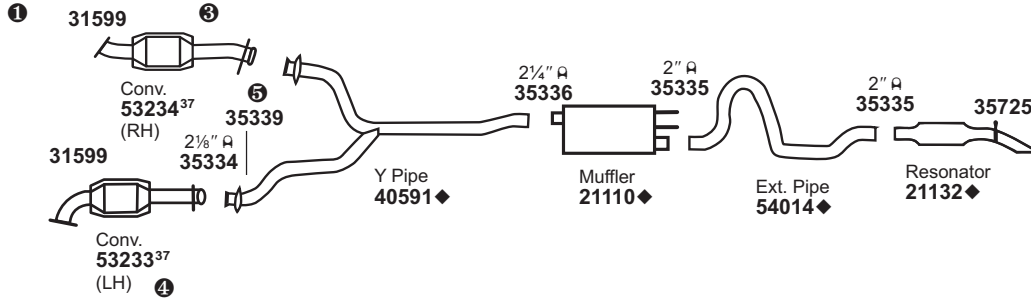
## FORMATO DE CLASIFICACIÓN DE LAS APLICACIONES FÁCIL DE LEER:

Las aplicaciones para turismos y camiones norteamericanos e importados se clasifican en este catálogo por orden alfabético por peso bruto del vehículo y por marca.

En las marcas, los modelos se clasifican alfabéticamente. Los modelos se clasifican desde los más antiguos a los más modernos. En los años, los modelos se enumeran según la cilindrada del motor, de la más pequeña a la más grande.

## CHEVROLET Caprice

(97) 1996 8 CYL. CAPRICE SEDAN w/4.3L, 5.7L ENG., SINGLE EXHAUST



For 21110: SoundFX 18598

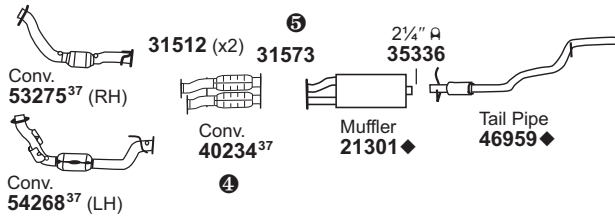
Univ. SoundFX 17846#

Super Turbo 17732#

For 53233: Univ. Conv. 15038#  
For 53234: Univ. Conv. 15038#

## FORD Explorer

(1009) 1998-96 8 CYL. EXPLORER w/5.0L ENG. (BEFORE 1-28-98)



(8) DYNOMAX SYSTEM AVAILABLE, See DynoMax Catalog

For 21301: SoundFX 18815

For 40234: Univ. Conv. 93237#  
For 53275: Univ. Conv. 93237#  
For 54268: Univ. Conv. 93237#

31512 Gskt.	31573 Gskt.																		
-------------	-------------	--	--	--	--	--	--	--	--	--	--	--	--	--	--	--	--	--	--

- Todas las listas están numeradas para facilitar la consulta.
- Las marcas y modelos de los vehículos se indican claramente en la parte superior de cada página para cada modelo.
- Los datos relativos al año del modelo, cilindrada y modelo aparecen en los encabezados.
- Los números de pieza de los silenciadores, tubos o convertidores de ajuste directo aparecen directamente debajo de sus ilustraciones respectivas. Las piezas que sustituyen los conjuntos soldados originales se indican con una nota especial al pie de la página ♦.
- Los números de pieza de los accesorios aparecen sobre las ilustraciones de los silenciadores y tubos. También se indica el tamaño de las abrazaderas por razones prácticas.
- Las ilustraciones de los accesorios aparecen en la parte inferior de cada página para facilitar la consulta.
- Cuando procede, los números de pieza de los Conv. univ., de los silenciadores **SoundFX, Tru-Fit, Univ. SoundFX, Super Turbo, Ultra-Flo, Glasspack y Heavy Duty** aparecen en la parte inferior de la lista.
- Si los sistemas "a empuñar" están disponibles, consulte la Catalogo DynoMax.

**SUSTITUCIÓN** - Los números de pieza sustituidos se catalogan con el antiguo número de pieza en la parte superior y el número de pieza de recambio "o" indicado abajo.  
**PIEZAS NO DISPONIBLES** - Puede que no dispongamos de algunas piezas de ciertos modelos con pocos vehículos matriculados o de modelos más antiguos. Estas piezas se indican con la mención "N.D." (no disponible).  
**OTRA INFORMACIÓN** - En la parte trasera del catálogo encontrará datos importantes sobre las características de los nuevos accesorios y silenciadores.



## TABLE OF CONTENTS

<b>GENERAL INFORMATION</b>	
5 Digit Numbering	System . . . . . Inside Back Cover
Catalog Features . . . . .	2
Abbreviations & Engine Size Charts . . . . .	8
Truck Model Identification Index . . . . .	9
Converter Installation Guide . . . . .	12
EPA and CARB Compliance . . . . .	18
Installation Notes . . . . .	24

<b>VEHICLE MODELS</b>	
<b>PASSENGER CARS</b>	
<b>ACURA</b>	27
CL	27
EL	27
Integra	28
Legend	31
RL	32
TL	32
Vigor	33
<b>AMERICAN MOTORS</b>	33
Concord	33
Eagle	34
Gremlin	35
Hornet	36
Javelin	37
Pacer	37
Spirit	37
<b>ASUNA</b>	37
SE, GT	37
Sunfire	38
<b>AUDI</b>	38
100 Series	38
200 Series	39
4000	39
5000	39
80/90	40
A4	41
A6	42
Coupe	43
TT	43
<b>BMW</b>	43
318	43
320	44
323	45
325	45
328	46
525	46
528	47
535	47
540	48
635	48
735	49
740	49
M3	49
Z3	50
<b>BUICK</b>	50
Apollo	50
Centurion	51
Century	53
Electra	68
Estate Wagon	75
LeSabre	77
Park Avenue	90
Regal	93
Riviera	105
Roadmaster	112
Skyhawk	114
Skylark	118
Somerset-Regal	126
<b>CADILLAC</b>	127
Calais	127
Cimarron	128
DeVille	129
Eldorado	137
Fleetwood	143
Seville	151
<b>CHEVROLET</b>	156
Bel Air	156
Beretta	165
Biscayne	169
Camaro	173
Caprice	183
Cavalier	199
Celebrity	206

Chevelle	211
Chevette	215
Citation	216
Corsica	217
Corvette	220
Impala	223
Lumina	236
Mailbu	240
Metro	250
Monte Carlo	251
Nova	263
Prizm	265
Sprint	265
<b>CHRYSLER</b>	267
300M	267
Cirrus	267
Concorde	269
Conquest	271
Cordoba	272
Dynasty	274
E-Class	275
Fifth Avenue	275
Imperial	276
Intrepid	278
Laser	281
LeBaron	282
LHS	289
New Yorker	291
Newport	295
Sebring	297
Town & Country	299
<b>DAEWOO</b>	299
Lanos	299
Leganza	300
Nubira	300
<b>DAIHATSU</b>	300
Charade	300
<b>DESOTO</b>	300
<b>DODGE</b>	301
400	301
600	302
2000 GTX	303
Aries	303
Aspen	306
Avenger	306
Challenger	307
Charger	308
Colt-Vista	311
Conquest	313
Coronet	313
Dart	316
Daytona	316
Diplomat	318
Dynasty	319
Intrepid	320
Lancer	323
Magnum	325
Mirada	325
Monaco	326
Neon	328
Omni	330
Polara	331
Shadow	332
Spirit	333
St. Regis	335
Stealth	335
Stratus	336
<b>EAGLE</b>	338
2000 GTX	338
Medallion	338
Premier	338
Summit	339
Talon	340
Vision	342
Vista	344
<b>FORD</b>	344
Aspire	344
Contour	345
Crown Victoria	347
Custom	350
Escort	355
EXP	357
Fairlane	357
Fairmont	358
Falcon	359

Festiva	360
Focus	360
Galaxie	361
Granada	365
LTD	366
Mustang	371
Probe	377
Taurus	379
Tempo	385
Thunderbird	386
Torino	390
<b>GEO</b>	394
Metro	394
Prizm	395
Storm	397
<b>HONDA</b>	398
Accord	398
Civic	405
CRX	414
Prelude	416
S2000	418
<b>HYUNDAI</b>	418
Accent	418
Elantra	419
Excel	420
Pony	421
Scoupe	421
Sonata	421
Tiburon	423
<b>INFINITI</b>	424
G20	424
I30	425
M30	426
Q45	426
<b>ISUZU</b>	427
Stylus	427
<b>JAGUAR</b>	427
XJ-6	427
XJ-12	428
XJ-S	428
<b>KIA</b>	429
Sephia	429
Spectra	430
<b>LEXUS</b>	430
ES300	430
GS300	432
LS400	433
SC300	434
<b>LINCOLN</b>	434
Continental	434
LS	437
Mark Series	437
Town Car	440
<b>MAZDA</b>	444
323	444
626	445
929	447
Miata	448
Millenia	449
MX-3	449
MX-6	450
Protege	452
RX Series	454
<b>MERCEDES BENZ</b>	455
190 Series	455
220 Series	455
230 Series	455
240D (Diesel) Series	456
260 Series	456
280 Series	456
300 Series	456
320 Series	459
350 Series	460
380 Series	460
400 Series	460
430 Series	461
450 Series	461
500 Series	462
560 Series	463
SL600 Series	463
<b>MERCURY</b>	463
Capri	463
Comet	465
Commuter	465
Cougar	467

GENERAL INFORMATION
PASSENGER CAR
LIGHT TRUCK
MUFFLER SPECS.
OPTIONAL MUFFLERS
CONVERTER SPECS.
ACCESSORIES
FOOTNOTES

## TABLE OF CONTENTS Cont.

Cougar-XR7 . . . . .	467
LN7 . . . . .	472
Lynx . . . . .	472
Marauder . . . . .	473
Marquis . . . . .	475
Montego . . . . .	484
Monterey . . . . .	485
Mystique . . . . .	487
Park Lane . . . . .	489
Sable . . . . .	489
Topaz . . . . .	493
Tracer . . . . .	494
Zephyr . . . . .	495
<b>MERKUR</b> . . . . .	497
<b>MITSUBISHI</b> . . . . .	497
3000GT . . . . .	497
Diamante . . . . .	498
Eclipse . . . . .	498
Expo . . . . .	501
Galant . . . . .	501
Mirage . . . . .	504
Precis . . . . .	506
Starion . . . . .	506
<b>NISSAN</b> . . . . .	507
200SX . . . . .	507
240SX . . . . .	509
810 . . . . .	510
Altima . . . . .	510
Maxima . . . . .	511
Micra . . . . .	515
NX . . . . .	516
Pulsar . . . . .	516
Sentra . . . . .	517
Stanza . . . . .	522
Z-Car . . . . .	522
<b>OLDSMOBILE</b> . . . . .	525
98 . . . . .	525
Achieva . . . . .	532
Alero . . . . .	535
Aurora . . . . .	535
Calais . . . . .	536
Ciera . . . . .	539
Custom Cruiser . . . . .	546
Cutlass . . . . .	550
Cutlass-F85 . . . . .	558
Delta 88 . . . . .	564
Firenza . . . . .	574
Intrigue . . . . .	577
Omega . . . . .	577
Toronado . . . . .	580
<b>PLYMOUTH</b> . . . . .	584
Acclaim . . . . .	584
Barracuda . . . . .	585
Belvedere . . . . .	585
Breeze . . . . .	587
Caravelle . . . . .	587
Colt-Vista . . . . .	589
Conquest . . . . .	592
Fury . . . . .	592
Gran Fury . . . . .	595
GTX . . . . .	596
Horizon-TC3-Turismo . . . . .	596
Laser . . . . .	597
Neon . . . . .	598
Reliant . . . . .	599
Road Runner . . . . .	602
Satellite . . . . .	604
Savoy . . . . .	696
Sundance . . . . .	606
Volare . . . . .	607
<b>PONTIAC</b> . . . . .	608
6000 . . . . .	608
Acadian . . . . .	612
Beaumont . . . . .	612
Bonneville . . . . .	614
Catalina . . . . .	630
Fiero . . . . .	638
Firebird . . . . .	639
Firefly . . . . .	649
Grand Am . . . . .	651
Grand Prix . . . . .	659
Grand Ville . . . . .	670
GTO . . . . .	671
J2000-Sunbird . . . . .	672
Laurentian . . . . .	676

LeMans . . . . .	679
Parisienne . . . . .	687
Phoenix . . . . .	691
Safari . . . . .	693
Sunfire . . . . .	696
T1000 . . . . .	698
Tempest . . . . .	698
Ventura . . . . .	700
<b>PORSCHE</b> . . . . .	701
911 . . . . .	701
<b>RENAULT</b> . . . . .	701
18i . . . . .	701
Alliance . . . . .	702
Encore . . . . .	702
<b>SAAB</b> . . . . .	702
9-3 . . . . .	702
9-5 . . . . .	702
900 . . . . .	703
9000 . . . . .	704
<b>SATURN</b> . . . . .	706
L Series . . . . .	706
S Series . . . . .	706
<b>SUBARU</b> . . . . .	709
DL, GL . . . . .	709
Forester . . . . .	710
Impreza . . . . .	710
Justy . . . . .	712
Legacy . . . . .	712
Loyale . . . . .	713
Outback . . . . .	714
XT . . . . .	714
<b>SUZUKI</b> . . . . .	715
Esteem . . . . .	715
Forsa . . . . .	715
Swift . . . . .	715
<b>TOYOTA</b> . . . . .	716
Avalon . . . . .	716
Camry . . . . .	718
Celica . . . . .	722
Corolla . . . . .	726
Corona . . . . .	732
Cressida . . . . .	732
Echo . . . . .	734
MR-2 . . . . .	734
Paseo . . . . .	734
Solara . . . . .	735
Starlet . . . . .	735
Supra . . . . .	736
Tercel . . . . .	737
<b>VOLKSWAGEN</b> . . . . .	739
Beetle . . . . .	739
Cabrio . . . . .	740
Cabriolet . . . . .	741
Corrado . . . . .	742
Fox . . . . .	742
Golf . . . . .	742
Jetta . . . . .	747
Passat . . . . .	753
Quantum . . . . .	755
Rabbit . . . . .	755
Scirocco . . . . .	757
Type 1-Beetle . . . . .	759
<b>VOLVO</b> . . . . .	759
40 Series . . . . .	759
70 Series . . . . .	759
80 Series . . . . .	760
140 Series . . . . .	760
160 Series . . . . .	761
240 DL-GL-GLT Series . . . . .	762
260-GLE-Bertone Coupe Series . . . . .	764
740 Series . . . . .	764
760 Series . . . . .	767
780 Series . . . . .	769
850 Series . . . . .	769
940 Series . . . . .	771
960 Series . . . . .	772

### LIGHT TRUCKS (Up to 10,000 G.V.W.-Class I-II)

Acura . . . . .	773
BMW . . . . .	773
Cadillac . . . . .	773
Chevrolet/GMC . . . . .	773
Chrysler . . . . .	880

Dodge/Plymouth . . . . .	881
Ford . . . . .	909
GEO . . . . .	978
Honda . . . . .	979
Infiniti . . . . .	980
IH/Navistar . . . . .	981
Isuzu . . . . .	981
Jeep . . . . .	987
Kia . . . . .	995
Land Rover . . . . .	996
Lexus . . . . .	996
Lincoln . . . . .	997
Mazda . . . . .	997
Mercedes Benz . . . . .	1001
Mercury . . . . .	1001
Mitsubishi . . . . .	1003
Nissan . . . . .	1004
Oldsmobile . . . . .	1010
Pontiac . . . . .	1012
Suzuki . . . . .	1013
Toyota . . . . .	1014
Volkswagen . . . . .	1025

### MUFFLER SPECIFICATIONS

Table 1 - By Part No. . . . .	1026
Table 2 - By Inlet Size . . . . .	1041

### OPTIONAL MUFFLERS

Optional Muffler Interchange . . . . .	1056
Cross Reference for Super Turbo . . . . .	1064
Cross Reference for Ultra Flo SS . . . . .	1066
Tru-Fit Mufflers . . . . .	1067
Universal SoundFX Mufflers . . . . .	1073
Economy Pro-Fit Mufflers . . . . .	1079
General Service Muffler . . . . .	1081
Spark Arrestors . . . . .	1081

### DIRECT-FIT CONVERTERS

<b>NUMERICAL LISTING</b> . . . . .	1082
------------------------------------	------

### ACCESSORIES

Clamps . . . . .	1159
Straight, Bendable Tubing Chart . . . . .	1162
Flex, Aluminized Tubing . . . . .	1163
Std. Straight, SS Steel Str. Tubing . . . . .	1164
Universal Flex Pipes . . . . .	1165
Chrysler Hanger . . . . .	1166
Quick-Fit . . . . .	1167
Converter Repair Pipe . . . . .	1179
Connectors & Reducers . . . . .	1183
Elbows . . . . .	1185
Ext. Pipes, Resonator, Sub Pipes . . . . .	1188
Chrome Tail Spouts . . . . .	1189
Universal Heat Shields & Straps . . . . .	1191
Flange Identification Chart . . . . .	1192
Gasket Identification Chart . . . . .	1194
Gasket & Flange Usage Chart . . . . .	1199
Converter Gasket Table . . . . .	1204
Hngrs/Brckts/Insulators/Straps . . . . .	1207
Mounting Hardware . . . . .	1220
Exhaust Tools . . . . .	1221

### FOOTNOTES

French Footnotes . . . . .	1222
Spanish Footnotes . . . . .	1225

# ABBREVIATIONS

A.I.R. . . . . Air Injection Reactor  
 ALT. . . . . Altitude  
 AMC . . . . . American Motors Corporation  
 A.T. . . . . Automatic Transmission  
 AUTO . . . . . Automatic  
 AUX. . . . . Auxillary  
 A.W.D. . . . . All Wheel Drive  
 B.B.C. . . . . Bumper to Back Cab  
 BBL . . . . . Barrel  
 BRKT. . . . . Bracket  
 CALIF. . . . . California  
 CARB. . . . . Carburetor  
 cc. . . . . Cubic Centimeters  
 C.C. . . . . Commercial Chassis  
 C.F.I. . . . . Central Fuel Injection  
 C.I.D. . . . . Cubic Inch Displacement  
 CLMP. . . . . Clamp  
 CNG . . . . . Compressed Natural Gas  
 C.O.E. . . . . Cab Over Engine  
 COMM. CH. . . . . Commercial Chassis  
 CONV. . . . . Converter  
 CPE. . . . . Coupe  
 CU. IN. . . . . Cubic Inch  
 CYL. . . . . Cylinder  
 DIA. . . . . Diameter  
 DOHC . . . . . Dual Overhead Camshaft  
 DR. . . . . Door  
 E.F.E. . . . . Early Fuel Evaporation  
 EFI . . . . . Electronic Fuel Injection  
 E.G.R. . . . . Exhaust Gas Recirculation  
 ENG. . . . . Engine  
 EXC. . . . . Except  
 EXH. . . . . Exhaust

FED. . . . . Federal  
 F.I. . . . . Fuel Injection  
 FLNG. . . . . Flange  
 F.W.D. . . . . Front Wheel Drive  
 GMC . . . . . General Motors Corporation  
 GSKT. . . . . Gasket  
 G.V.W.R. . . . . Gross Vehicle Weight Rating  
 H.D. . . . . Heavy Duty  
 HI PERF. . . . . High Performance  
 HNGR. . . . . Hanger  
 H.O. . . . . High Output  
 H.P. . . . . Horse Power  
 HYD . . . . . Hydramatic  
 H5D . . . . . GM Heavy Duty Emissions  
 I.D. . . . . Inside Diameter  
 INCL. . . . . Including  
 INJ. . . . . Injection  
 INSL. . . . . Insulator  
 L.C.F. . . . . Low Cab Forward  
 LIMO. . . . . Limousine  
 L.H. . . . . Left Hand  
 MAN. . . . . Manual  
 MAN. TRAN. . . . . Manual Transmission  
 MFI. . . . . Multiport Fuel Injection  
 M.H.C. . . . . Motor Home Chassis  
 M.T. . . . . Manual Transmission  
 N.A. . . . . Not Available  
 N.F. . . . . Not Furnished-Reuse Old Flange  
 NO. . . . . Number  
 N.R. . . . . Not Required  
 N.R.A. . . . . Noise Restricted Areas  
 O.D. . . . . Outside Diameter  
 O.E. . . . . Original Equipment

O.H.V. . . . . Overhead Valve  
 PASS. . . . . Passenger  
 PKG. . . . . Package  
 P.T.O. . . . . Power Take Off  
 REG. . . . . Regular  
 REQ. . . . . Required  
 R.H. . . . . Right Hand  
 R.W.D. . . . . Rear Wheel Drive  
 S.C. . . . . Supercharged  
 S.B.C. . . . . School Bus Chassis  
 S.D. . . . . Super Duty  
 SED. . . . . Sedan  
 SER. . . . . Serial  
 S.M.P.I. . . . . Sequential  
 . . . . . Multipoint Fuel Injection  
 SOHC . . . . . Single Overhead Camshaft  
 SPEC. . . . . Special  
 S.P.I. . . . . Single Point Injection  
 S.T. . . . . Super Turbine  
 STA. WAG. . . . . Station Wagon  
 STD. . . . . Standard  
 STRP. . . . . Strap  
 SUB. . . . . Suburban  
 T.B.I. . . . . Throttle Body Injection  
 T.P.I. . . . . Tuned Port Injection  
 TRANS. . . . . Transmission  
 TURBO . . . . . Turbocharger  
 w/ . . . . . With  
 w/o. . . . . Without  
 WAG. . . . . Wagon  
 W.B. . . . . Wheel Base  
 W.D. . . . . Wheel Drive

GENERAL INFORMATION

PASSENGER CAR

LIGHT TRUCK

MUFFLER SPECS.

OPTIONAL MUFFLERS

CONVERTER SPECS.

ACCESSORIES

FOOTNOTES

## ENGINE SIZE CONVERSION CHART

C.I.D.	C.C.	LITER
61	1000	1.0
92	1500	1.5
98	1606	1.6
105	1721	1.7
112	1836	1.8
121	1983	2.0
122	2000	2.0
134	2196	2.2
135	2213	2.2
140	2295	2.3
151	2475	2.5
156	2557	2.6
159	2606	2.6
170	2786	2.8
171	2803	2.8
173	2835	2.8
181	2967	3.0
196	3212	3.2
200	3278	3.3
212	3475	3.5
225	3688	3.7
229	3753	3.8
231	3786	3.8
232	3802	3.8
238	3901	3.9
250	4097	4.1
252	4130	4.1

C.I.D.	C.C.	LITER
255	4179	4.2
258	4229	4.2
260	4261	4.3
265	4343	4.3
267	4376	4.4
292	4786	4.8
300	4917	4.9
301	4933	4.9
302	4949	5.0
304	4983	5.0
305	4999	5.0
307	5032	5.0
318	5212	5.2
350	5736	5.7
351	5753	5.8
359	5884	5.9
360	5900	5.9
368	6032	6.0
378	6195	6.2
379	6212	6.2
400	6556	6.6
403	6605	6.6
420	6884	6.9
425	6966	7.0
426	6982	7.0
454	7447	7.4
460	7539	7.5

C.I.D.	C.C.	LITER
466	7638	7.6
475	7785	7.8
495	8113	8.1
500	8195	8.2
504	8261	8.3
525	8605	8.6
551	9031	9.0
552	9047	9.0
555	9096	9.1
568	9310	9.3
611	10014	10.0
636	10424	10.4
638	10457	10.5
672	11014	11.0
673	11030	11.0
707	11588	11.6
736	12036	12.0
743	12178	12.2
852	13964	13.9
855	14013	14.0
864	14161	14.2
866	14194	14.2
893	14636	14.6
903	14800	14.8
927	15193	15.2
1099	18013	18.0
1150	18848	18.8

For Engines not listed above, use following Conversion Table:

TO CONVERT:	INTO:	MULTIPLY BY:
C.I.D.	cc	16.39
C.I.D.	LITER	.01639
cc	C.I.D.	.06101
LITER	C.I.D.	61.01

# ABRÉVIATIONS

A.I.R. .... Injection d'air secondaire	FED. .... Fédéral	O.H.V. .... Soupapes en tête
ALT. .... Altitude	F.I. .... Injection de carburant	PASS .... Passager
AMC .... American Motors Corporation	FLNG. .... Flasque	PKG .... Paquet
A.T. .... Boîte automatique	F.W.D. .... Traction avant	P.T.O. .... Prise de force
AUTO .... Automatique	GMC. .... General Motors Corporation	REG. .... Normal
AUX. .... Auxiliaire	GSKT. .... Joint	REQ. .... Requis
A.W.D. .... Transmission intégrale	G.V.W.R. .... Poids nominal brut du véhicule	R.H. .... Droit
B.B.C. .... De pare-choc à cabine arrière	H.D. .... Véhicules lourds	R.W.D. .... Traction arrière
BBL. .... Corps	HI PERF. .... Haute performance	S.C. .... Suralimenté
BRKT. .... Support	HNGR. .... Crochet	S.B.C. .... Châssis de bus scolaire
CALIF. .... Californie	H.O. .... Haut rendement	S.D. .... Super Duty
CARB. .... Carburateur	H.P. .... H.P.	SED. .... Berline
cc .... Centimètres cubes	HYD. .... Hydramatic	SER. .... Série
C.C. .... Châssis standard	H5D. .... Pollution véhicules lourds GM	S.M.PI. .... Injection multipoint séquentielle de carburant
C.F.I. .... Injection centrale de carburant	I.D. .... Diamètre interne	SOHC. .... Arbre à cames en tête
C.I.D. .... Cylindrée en pouces cubes	INCL. .... Comprenant	SPEC. .... Spécial
CLMP. .... Bride	INJ. .... Injection	S.P.I. .... Injection monopoint
CNG. .... Gaz naturel comprimé	INSL. .... Isolant	S.T. .... Super Turbine
C.O.E. .... Cabine au-dessus du moteur	L.C.F. .... Cabine surbaissée basculante	STA. WAG. .... Familiale
COMM. CH. .... Châssis standard	LIMO. .... Limousine	STD. .... Standard
CONV. .... Catalyseur	L.H. .... Gauche	STRP. .... Sangle
CPE. .... Coupé	MAN. .... Manuel	SUB. .... Suburban
CU. IN. .... Pouce cube	MAN. TRAN. .... Boîte manuelle	T.B.I. .... Injection dans le corps du papillon
CYL. .... Cylindre	MFI. .... Injection multipoint de carburant	T.P.I. .... Injection optimisée
DIA. .... Diamètre	M.H.C. .... Châssis de camping car	TRANS. .... Boîte de vitesse
DOHC. .... Double arbre à cames en tête	M.T. .... Boîte manuelle	TURBO. .... Turbocompresseur
DR. .... Porte	N.A. .... Non disponible	W/ .... Avec
E.F.E. .... Vaporisation optimale de carburant	N.F. .... Non fourni- Réutiliser le flasque existant	W/O. .... Sans
EFI. .... Injection électronique de carburant	NO. .... Nombre	WAG. .... Familiale
E.G.R. .... Recirculation des gaz d'échappement	N.R. .... Non requis	W.B. .... Empattement
ENG. .... Moteur	N.R.A. .... Zones de bruit restreint	W.D. .... Traction
EXC. .... Sauf	O.D. .... Diamètre externe	
EXH. .... Échappement	O.E. .... D'usine	

## TABLEAU DE CONVERSION DES CYLINDRÉES

C.I.D.	C.C.	LITRES
61	1000	1.0
92	1500	1.5
98	1606	1.6
105	1721	1.7
112	1836	1.8
121	1983	2.0
122	2000	2.0
134	2196	2.2
135	2213	2.2
140	2295	2.3
151	2475	2.5
156	2557	2.6
159	2606	2.6
170	2786	2.8
171	2803	2.8
173	2835	2.8
181	2967	3.0
196	3212	3.2
200	3278	3.3
212	3475	3.5
225	3688	3.7
229	3753	3.8
231	3786	3.8
232	3802	3.8
238	3901	3.9
250	4097	4.1
252	4130	4.1

C.I.D.	C.C.	LITRES
255	4179	4.2
258	4229	4.2
260	4261	4.3
265	4343	4.3
267	4376	4.4
292	4786	4.8
300	4917	4.9
301	4933	4.9
302	4949	5.0
304	4983	5.0
305	4999	5.0
307	5032	5.0
318	5212	5.2
350	5736	5.7
351	5753	5.8
359	5884	5.9
360	5900	5.9
368	6032	6.0
378	6195	6.2
379	6212	6.2
400	6556	6.6
403	6605	6.6
420	6884	6.9
425	6966	7.0
426	6982	7.0
454	7447	7.4
460	7539	7.5

C.I.D.	C.C.	LITRES
466	7638	7.6
475	7785	7.8
495	8113	8.1
500	8195	8.2
504	8261	8.3
525	8605	8.6
551	9031	9.0
552	9047	9.0
555	9096	9.1
568	9310	9.3
611	10014	10.0
636	10424	10.4
638	10457	10.5
672	11014	11.0
673	11030	11.0
707	11588	11.6
736	12036	12.0
743	12178	12.2
852	13964	13.9
855	14013	14.0
864	14161	14.2
866	14194	14.2
893	14636	14.6
903	14800	14.8
927	15193	15.2
1099	18013	18.0
1150	18848	18.8

Pour les moteurs non répertoriés ci-dessus, servez-vous du tableau de conversion cidessous:

POUR CONVERTIR:	EN:	MULTIPLIER PAR :
C.I.D.	cc	16.39
C.I.D.	LITER	.01639
cc	C.I.D.	.06101
LITER	C.I.D.	61.01

# ABREVIATURAS

A.I.R. .... Reactor de inyección de aire	EXH. .... Escape	O.E. .... Equipo original
ALT. .... Altitud	FED. .... Federal	O.H.V. .... Válvula en la cabeza
AMC. .... American Motors Corporation	F.I. .... Inyección de combustible	PASS. .... Pasajero
A.T. .... Transmisión automática	FLNG. .... Pestaña	PKG. .... Paquete
AUTO. .... Automático	F.W.D. .... Tracción delantera	P.T.O. .... Toma de fuerza
AUX. .... Auxiliar	GMC. .... General Motors Corporation	REG. .... Regular
A.W.D. .... Tracción integral	GSKT. .... Empaque	REQ. .... Se requiere
B.B.C. .... Del parachoques a la parte trasera de la cabina	G.V.W.R. Clasificación de peso bruto del vehículo	R.H. .... A la derecha
BBL. .... Cuerpo cilíndrico	H.D. .... Uso pesado	R.W.D. .... Tracción trasera
BRKT. .... Soporte	HI PERF. .... Alto rendimiento	S.C. .... Supercargado
CALIF. .... California	HNGR. .... Colgador	S.B.C. .... Chasis de autobús escolar
CARB. .... Carburador	H.O. .... Alta salida	S.D. .... Servicio superpesado
cc .... Centímetros cúbicos	H.P. .... Caballo de fuerza	SED. .... Sedán
C.C. .... Chasis comercial	HYD. .... Hydramatic	SER. .... Serie
C.F.I. .... Inyección de combustible central	H5D. .... Emisiones de servicio pesado GM	S.M.P.I. .... Inyección de combustible multipunto secuencial
C.I.D. .... Desplazamiento en pulgadas cúbicas	I.D. .... Diámetro interior	SOHC. .... Árbol de levas único en la cabeza
CLMP. .... Abrazadera	INCL. .... Incluyendo	SPEC. .... Especial
CNG. .... Gas natural comprimido	INJ. .... Inyección	S.P.I. .... Inyección monopunto
C.O.E. .... Cabina sobre el motor	INSL. .... Aislador	S.T. .... Superturbina
COMM. CH. .... Chasis comercial	L.C.F. .... Cabina adelantada baja	STA. WAG. .... Vagoneta
CONV. .... Convertidor	LIMO. .... Limosina	STD. .... Estándar
CPE. .... Cupé	L.H. .... A la izquierda	STRP. .... Correa
CU. IN. .... Pulgadas cúbicas	MAN. .... Manual	SUB. .... Suburbano
CYL. .... Cilindro	MAN. TRAN. .... Transmisión manual	T.B.I. .... Inyección por el cuerpo de aceleración
Diámetro	MFI. .... Inyección de combustible multipuerto	T.P.I. .... Inyección afinada por el puerto de admisión
DOHC. .... Doble árbol de levas en la cabeza	M.H.C. .... Chasis de autocaravana	TRANS. .... Transmisión
DR. .... Puerta	M.T. .... Transmisión manual	TURBO. .... Turbocargador
E.F.E. .... Evaporación temprana de combustible	N.A. .... No disponible	w/ .... Con
EFI. .... Inyección electrónica de combustible	N.F. .... No se suministra; reutilice la pestaña vieja	w/o. .... Sin
E.G.R. .... Recirculación de los gases de escape	NO. .... Número	WAG. .... Vagoneta
ENG. .... Motor	N.R. .... No requerido	W.B. .... Distancia entre ejes
EXC. .... Excepto	N.R.A. .... Áreas con restricción de ruido	W.D. .... Tracción en las ruedas
	O.D. .... Diámetro exterior	

## CUADRO DE CONVERSIÓN DE TAMAÑOS DE MOTOR

C.I.D.	C.C.	LITROS
61	1000	1.0
92	1500	1.5
98	1606	1.6
105	1721	1.7
112	1836	1.8
121	1983	2.0
122	2000	2.0
134	2196	2.2
135	2213	2.2
140	2295	2.3
151	2475	2.5
156	2557	2.6
159	2606	2.6
170	2786	2.8
171	2803	2.8
173	2835	2.8
181	2967	3.0
196	3212	3.2
200	3278	3.3
212	3475	3.5
225	3688	3.7
229	3753	3.8
231	3786	3.8
232	3802	3.8
238	3901	3.9
250	4097	4.1
252	4130	4.1

C.I.D.	C.C.	LITROS
255	4179	4.2
258	4229	4.2
260	4261	4.3
265	4343	4.3
267	4376	4.4
292	4786	4.8
300	4917	4.9
301	4933	4.9
302	4949	5.0
304	4983	5.0
305	4999	5.0
307	5032	5.0
318	5212	5.2
350	5736	5.7
351	5753	5.8
359	5884	5.9
360	5900	5.9
368	6032	6.0
378	6195	6.2
379	6212	6.2
400	6556	6.6
403	6605	6.6
420	6884	6.9
425	6966	7.0
426	6982	7.0
454	7447	7.4
460	7539	7.5

C.I.D.	C.C.	LITROS
466	7638	7.6
475	7785	7.8
495	8113	8.1
500	8195	8.2
504	8261	8.3
525	8605	8.6
551	9031	9.0
552	9047	9.0
555	9096	9.1
568	9310	9.3
611	10014	10.0
636	10424	10.4
638	10457	10.5
672	11014	11.0
673	11030	11.0
707	11588	11.6
736	12036	12.0
743	12178	12.2
852	13964	13.9
855	14013	14.0
864	14161	14.2
866	14194	14.2
893	14636	14.6
903	14800	14.8
927	15193	15.2
1099	18013	18.0
1150	18848	18.8

Para los motores no incluidos en la lista que antecede, use la siguiente tabla de conversión:

PARA CONVERTIR:	A:	MULTIPLIQUE POR:
C.I.D.	cc	16.39
C.I.D.	LITROS	.01639
cc	C.I.D.	.06101
LITROS	C.I.D.	61.01

GENERAL INFORMATION

PASSENGER CAR

LIGHT TRUCK

MUFFLER SPECS.

OPTIONAL MUFFLERS

CONVERTER SPECS.

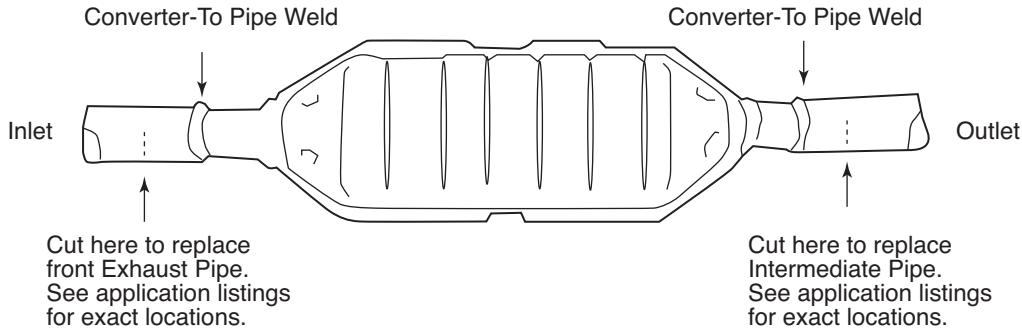
ACCESSORIES

FOOTNOTES

# LATE MODEL PASSENGER CARS "ALL WELDED" EXHAUST SYSTEMS

**WARNING:** Numerous late model General Motors and Chrysler original equipment exhaust systems are completely welded - including the converter. In order to replace the exhaust pipe (before the converter) or intermediate pipe (after the converter), the O.E. system must be cut in a specific location. The appropriate application listings in this catalog call out the cut location.

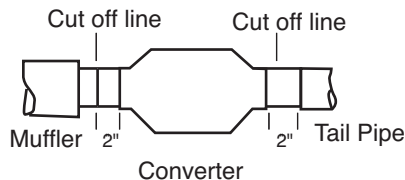
## TYPICAL LATE MODEL CONVERTER



## CHEVROLET/GMC LIGHT DUTY TRUCKS

**WARNING:** The O.E. system on this vehicle includes a converter mounted behind the muffler which must be reinstalled when exhaust system is replaced. Cut 2" from the converter body on both ends (see diagram). Reconnect to muffler and tail pipe with special clamp 35279 to insure correct fit and sealing.

### REAR CONVERTER INSTALLATION INSTRUCTIONS



### HOW TO IDENTIFY "H5D" EMISSIONS

On "C", "R" and "K", "V" Models, this identification sticker is attached to the inner surface of the glove compartment door OR on the left front inner fender skirt. On "P" Models, the sticker is mailed separately to the dealer. On "G" Models, the sticker is located on the inner hood panel surface.

Printed in U.S.A.			
SERVICE PARTS IDENTIFICATION			
V.I.N.		W/BASE	SE
V.I.N. VEHICLE IDENTIFICATION NUMBER			
NOTE: THE SPECIAL EQUIPMENT LISTED BELOW HAS BEEN INSTALLED ON THIS VEHICLE. FOR PROPER IDENTIFICATION OF REPLACEMENT PARTS, BE SURE TO SELECT THE APPLICABLE OPTION NUMBERS.			
OPTION NO.	DESCRIPTION	OPTION NO.	DESCRIPTION
3F51	ABSORBER-FRONT & REAR SHOCK	3G80	AXLE-REAR POSITRACTION
3G50	SPRING-HEAVY REAR	3170	BOOSTER-HYDRAULIC BRAKE
H4D	H.D. EMISSION CONTROL (Prior to Jan. 1,1985)		
H5D	H.D. EMISSION CONTROL (After Jan. 1,1985)		

# TRUCK MODEL IDENTIFICATION INDEX

**Light duty** trucks are ½-1 ton load capacity vehicles with a gross vehicle weight (GVW) rating of up to 10,000 pounds. Examples: pickups, vans, wagons, utility vehicles.

**Medium duty** trucks are 1-2½ ton load capacity vehicles with a GVW rating of 10,001 to 26,000 pounds. Examples: school buses, delivery trucks, motor homes.

**Heavy duty** trucks are 2½ ton and over load capacity vehicles with a GVW rating of 26,001 pounds and over. Examples: semi tractors, cement trucks, fire trucks.

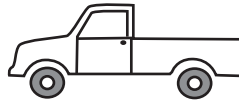
## Wheelbase Identification Table (Chevy/GMC, Dodge, Ford)

### Regular Cab Short Bed



<b>Chevy/GMC</b>	Full Size	1998 & Older	117.5"
		1999 & After	119"
<b>Dodge</b>	S-10	1982 & After	108"
	Full Size	2002	120.5"
<b>Ford</b>		1994-01	119"
		1993 & Before	115"
	Dakota	1990 & After	112"
	Full Size	1996 & Before	117"
	Ranger	1997 & Before	108"
		1998 & After	112"

### Regular Cab Long Bed



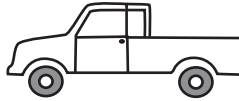
<b>Chevy/GMC</b>	Full Size	1998 & Older	131.5"
		1999 & After	133"
<b>Dodge</b>	S-10	1982 & After	117.9"
	Full Size	2002	140.5"
<b>Ford</b>		1994-01	135"
		1993 & Before	131"
	Dakota	1990 & After	124"
	Full Size	1996 & Before	133"
	SD	1998 & After	137"
		1997 & Before	114"
		1998 & After	118"

### Extended Cab/SCB Short Bed



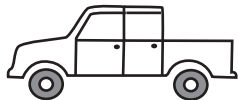
<b>Chevy/GMC</b>	Full Size	1998 & Older	141.5"
		1999 & After	143.5"
<b>Dodge</b>	S-10	1982 & After	122.9"
	Full Size	1993 & Before	135"
<b>Ford</b>		1994-01	139"
	Dakota	1990 & After	131"
	Full Size	2004 & After	
	Regular Cab Short Bed		126"
	Regular Cab Long Bed		145"
	Super Cab 5.5' Bed		133"
	Super Cab 6.5' Bed		145"
	Super Cab 8' Bed		163"
	Crew Cab/		
	Super Crew 5.5' Bed		139"
	Full Size	1987 & After	139"
	Ranger	1997 & Before	125"
		1998 & After	126"

### Extended Cab Long Bed



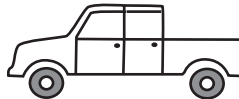
<b>Chevy/GMC</b>	Full Size	1998 & Older	155.5"
		1999 & After	157.5"
<b>Dodge</b>	Full Size	1993 & Before	149"
		1994-01	155"
<b>Ford</b>	Full Size	1996 & Before	155"
		1997 & After	158"
	SD	1998 & After	158"

### Crew/Quad Cab Short Bed



<b>Chevy/GMC</b>	Full Size	1999 & After	153"
	<b>Dodge</b>	Full Size	1993 & Before
		1994-01	139"
		2002	140.5"
<b>Ford</b>	Dakota	1990 & After	131"
		1996 & Before	152"
	SD	1998 & After	156"

### Crew/Quad Cab Long Bed



<b>Chevy/GMC</b>	Full Size	2001 & After	167"
		2000 & Before	164.5"
<b>Dodge</b>	Full Size	1994-01	155"
		2002	160.5"
<b>Ford</b>	Full Size	1996 & Before	168"
		1998 & After	172"

GENERAL INFORMATION

PASSENGER CAR

LIGHT TRUCK

MUFFLER SPECS.

OPTIONAL MUFFLERS

CONVERTER SPECS.

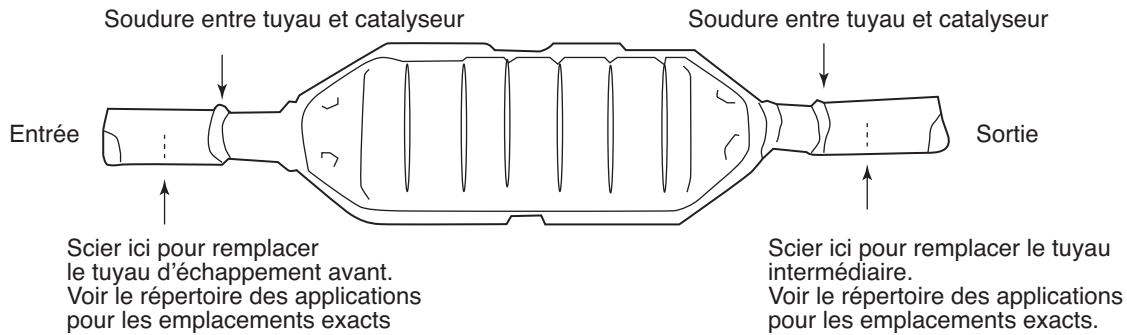
ACCESSORIES

FOOTNOTES

# SYSTÈMES D'ÉCHAPPEMENT << ENTIÈREMENT SOUDÉS>> DES VOITURES PARTICULIÈRES RÉCENTES

**AVERTISSEMENT :** de nombreux systèmes d'échappement installés en usine sur les véhicules General Motors et Chrysler récents sont entièrement soudés, catalyseur compris. Pour remplacer le tuyau d'échappement (en amont du catalyseur) ou le tuyau intermédiaire (en aval du catalyseur), Il faut scier le système installé en usine à un emplacement spécifique. Le répertoire des applications de ce catalogue indique l'emplacement de la coupe.

## CATALYSEUR RÉCENT TYPIQUE



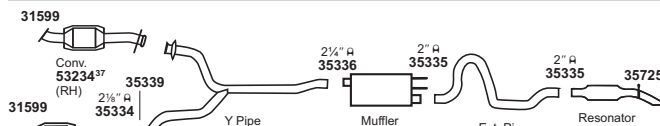
## CAMIONS LÉGERS CHEVROLET/GMC

**AVERTISSEMENT:** Le système installé en usine sur ces véhicules comprend un catalyseur qui est monté en aval du pot d'échappement et qui doit être réinstallé quand on remplace le système d'échappement. Sciez à 2 po du corps du catalyseur aux deux extrémités (voir schéma). Reconnectez-le au pot d'échappement et au tuyau d'échappement arrière avec la bride spéciale 35279 pour vous assurer que son montage et son étanchéité sont corrects.

## INSTRUCTIONS D'INSTALLATION DU CATALYSEUR ARRIÈRE

### CHEVROLET Caprice

(97) 1996 8 CYL. CAPRICE SEDAN w/4.3L, 5.7L ENG., SINGLE EXHAUST



### COMMENT IDENTIFIER LES SYSTÈMES ANTI-POLLUTION << H5D >>

Sur les modèles "C", "R" et "K", "V", cet autocollant d'identification est fixé sur la surface interne de la trappe de la boîte à gant OU sur la doublure interne de l'aile avant gauche. Sur les modèles "P", l'autocollant est envoyé au concessionnaire sous pli séparé. Sur les modèles "G", l'autocollant est situé sur la face interne du capot.

Printed in U.S.A.			
SERVICE PARTS IDENTIFICATION			
V.I.N. [REDACTED]		W/BASE [REDACTED] SE [REDACTED]	
V.I.N. VEHICLE IDENTIFICATION NUMBER			
NOTE: THE SPECIAL EQUIPMENT LISTED BELOW HAS BEEN INSTALLED ON THIS VEHICLE FOR PROPER IDENTIFICATION OF REPLACEMENT PARTS. BE SURE TO SELECT THE APPLICABLE OPTION NUMBERS.			
OPTION NO.	DESCRIPTION	OPTION NO.	DESCRIPTION
3F51	ABSORBER-FRONT & REAR SHOCK	3G80	AXLE-REAR POSITRACTION
3G50	SPRING-HEAVY REAR	3I70	BOOSTER-HYDRAULIC BRAKE
H4D	H.D. EMISSION CONTROL (Prior to Jan. 1, 1985)		
H5D	H.D. EMISSION CONTROL (After Jan. 1, 1985)		



# RÉPERTOIRE D'IDENTIFICATION DES MODÈLES DE CAMION

**Les camions légers** ont une capacité entre ½ et 1 ton avec un poids nominal brut (GVW) maximum de 10 000 livres.  
Exemples: pickups, fourgons, familiales, utilitaires.

**Les camions moyens** ont une capacité entre 1 et 2½ tons avec un poids nominal brut (GVW) entre 10 001 et 26 000 livres.  
Exemples: bus scolaires, camions de livraison, camping cars.

**Les camions lourds** ont une capacité supérieure à 2½ tons avec un poids nominal brut (GVW) supérieur à 26 001 livres.  
Exemples: tracteurs de semi-remorque, bétonnières, camions de pompiers.

## Tableau d'identification des empattements (Chevy/GMC, Dodge, Ford)

### Cabine standard, caisse courte



<b>Chevy/GMC</b>	Pleine grandeur	1998 & avant	117.5"
		1999 & après	119"
	S-10	1982 & après	108"
<b>Dodge</b>	Pleine grandeur	2002	120.5"
		1994-01	119"
		1993 & auparavant	115"
	Dakota	1990 & après	112"
<b>Ford</b>	Pleine grandeur	1996 & auparavant	117"
		1997 & après	120"
		Ranger	1997 & auparavant 1998 & après



### Cabine standard, caisse longue

<b>Chevy/GMC</b>	Pleine grandeur	1998 & avant	131.5"	
		1999 & après	133"	
	S-10	1982 & après	117.9"	
<b>Dodge</b>	Pleine grandeur	2002	140.5"	
		1994-01	135"	
		1993 & auparavant	131"	
	Dakota	1990 & après	124"	
<b>Ford</b>	Pleine grandeur	1996 & auparavant	133"	
		SD	1998 & après	137"
		Ranger	1997 & auparavant 1998 & après	114" 118"

### Cabine allongée/SCB, caisse courte



<b>Chevy/GMC</b>	Pleine grandeur	1998 & avant	141.5"
		1999 & après	143.5"
	S-10	1982 & après	122.9"
<b>Dodge</b>	Pleine grandeur	1993 & auparavant	135"
		1994-01	139"
	Dakota	1990 & après	131"
<b>Ford</b>	Pleine grandeur	2004 & après	
		Cabine standard, caisse courte	126"
		Cabine standard, caisse longue	145"
		Cabine Super Cab, caisse de 5,5 pieds	133"
		Cabine Super Cab, caisse de 6,5 pieds	145"
		Cabine Super Cab, caisse de 8 pieds	163"
		Cabine multiplace, caisse de 5,5 pieds	139"
	Pleine grandeur	1987 & après	139"
	Ranger	1997 & auparavant 1998 & après	125" 126"



### Cabine allongée, caisse longue

<b>Chevy/GMC</b>	Pleine grandeur	1998 & avant	155.5"
		1998 & après	157.5"
<b>Dodge</b>	Pleine grandeur	1993 & auparavant	149"
		1994-01	155"
<b>Ford</b>	Pleine grandeur	1996 & auparavant	155"
		SD	1997 & après 1998 & après

### Cabine multiplace caisse longue



<b>Chevy/GMC</b>	Pleine grandeur	2001 & après	167"
		2000 & auparavant	164.5"
<b>Dodge</b>	Pleine grandeur	1994-01	155"
		2002	160.5"
<b>Ford</b>	Pleine grandeur	1996 & auparavant	168"
		SD	1998 & après

### Cabine multiplace, caisse courte



<b>Chevy/GMC</b>	Pleine grandeur	1999 & après	153"
<b>Dodge</b>	Pleine grandeur	1993 & auparavant	159"
		1994-01	139"
		2002	140.5"
	Dakota	1990 & après	131"
<b>Ford</b>	Pleine grandeur	1996 & auparavant	152"
		SD	1998 & après

GENERAL INFORMATION

PASSENGER CAR

LIGHT TRUCK

MUFFLER SPECS.

OPTIONAL MUFFLERS

CONVERTER SPECS.

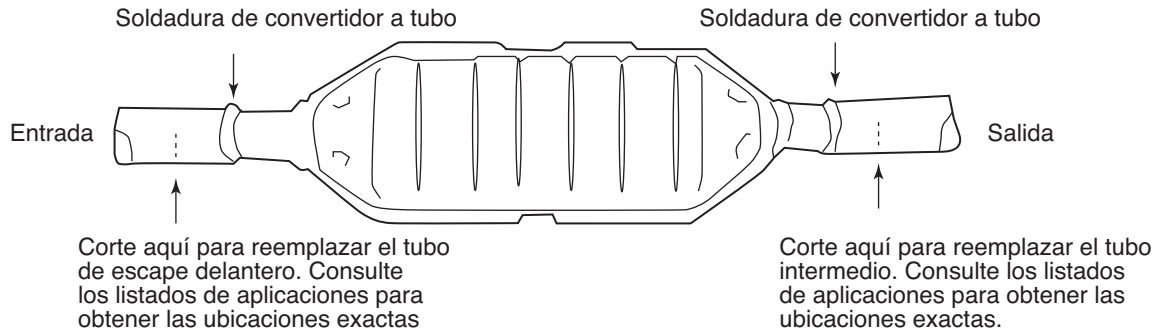
ACCESSORIES

FOOTNOTES

# AUTOMÓVILES DE PASAJEROS ÚLTIMO MODELO SISTEMAS DE ESCAPE “ENTERAMENTE SOLDADOS”

**ADVERTENCIA:** Un gran número de sistemas de escape de equipo original de General Motors y Chrysler último modelo están completamente soldados, incluyendo el convertidor. Para reemplazar el tubo de escape (antes del convertidor) o el tubo intermedio (después del convertidor), el sistema de equipo original se debe cortar en una ubicación específica. Los listados de aplicaciones apropiados contenidos en este catálogo indican la ubicación del corte.

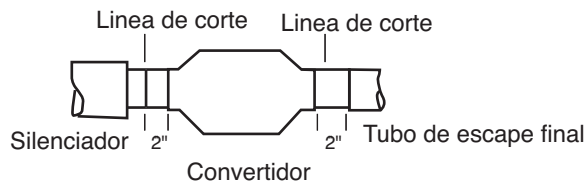
## CONVERTIDOR ÚLTIMO MODELO TÍPICO



## CAMIONES DE USO LIGERO CHEVROLET/GMC

**ADVERTENCIA:** El sistema de equipo original de este vehículo incluye un convertidor montado detrás del silenciador, el cual se debe reinstalar cuando se reemplace el sistema de escape. Corte a 2 pulgadas del cuerpo del convertidor en ambos extremos (vea el diagrama). Reconecte el convertidor al silenciador y al tubo de escape final con la abrazadera especial 35279 para asegurar un ajuste y un sellado correctos.

## INSTRUCCIONES DE INSTALACIÓN DEL CONVERTIDOR TRASERO



## CÓMO IDENTIFICAR LAS EMISIONES “H5D”

En los modelos “C”, “R”, “K” y “V”, esta etiqueta adhesiva de identificación está fijada en la superficie interior de la puerta de la guantera O en la falda interna del guardafango delantero izquierdo. En los modelos “P”, la etiqueta adhesiva se envía por correo separadamente al concesionario. En los modelos “G”, la etiqueta adhesiva está ubicada en la superficie interior del panel del capó (cofre).

Printed in U.S.A.			
SERVICE PARTS IDENTIFICATION			
V.I.N. [ ] W/BASE [ ] SE [ ]		V.I.N. VEHICLE IDENTIFICATION NUMBER	
NOTE: THE SERVICE EQUIPMENT LISTED BELOW HAS BEEN INSTALLED ON THIS VEHICLE. FOR PRECISION, PLEASE REFER TO THE REPLACEMENT PARTS LIST TO SPECIFY THE APPLICATION OPTION NUMBERS.			
OPTION NO.	DESCRIPTION	OPTION NO.	DESCRIPTION
3F51	ABSORBER-FRONT & REAR SHOCK	3G80	AXLE-REAR POSITRACTION
3G50	SPRING-HEAVY REAR	3170	BOOSTER-HYDRAULIC BRAKE
H4D	H.D. EMISSION CONTROL (Prior to Jan. 1,1985)		
H5D	H.D. EMISSION CONTROL (After Jan. 1,1985)		

# ÍNDICE DE IDENTIFICACIÓN DE MODELOS DE CAMIONES

**Los camiones de uso ligero** son vehículos con una capacidad de carga de ½ a 1 tonelada y una clasificación de peso bruto del vehículo (GVW) de hasta 10,000 libras. Ejemplos: camionetas, furgonetas, vagonetas y vehículos utilitarios.

**Los camiones de uso mediano** son vehículos con una capacidad de carga de 1 a 2½ toneladas y una clasificación de GVW de 10,001 a 26,000 libras. Ejemplos: autobuses escolares, camiones de reparto y autocaravanas.

**Los camiones de uso pesado** son vehículos con una capacidad de carga de 2½ toneladas y más, y una clasificación de GVW de 26,001 libras y más. Ejemplos: semitractores, camiones de cemento y camiones de bomberos.

## Tabla de identificación de distancia entre ejes (Chevy/GMC, Dodge, Ford)

### Cabina regular, plataforma corta



<b>Chevy/GMC</b>	Tamaño grande	1998 y más viejos	117.5"
		1999 y después	119"
<b>Dodge</b>	S-10	1982 y después	108"
	Tamaño grande	2002	120.5"
<b>Ford</b>	Tamaño grande	1994-01	119"
		1993 y antes	115"
	Dakota	1990 y después	112"
	Tamaño grande	1996 y antes	117"
	Ranger	1997 y después	120"
	Ranger	1998 y después	112"

### Cabina regular, plataforma larga



<b>Chevy/GMC</b>	Tamaño grande	1998 y más viejos	131.5"
		1999 y después	133"
<b>Dodge</b>	S-10	1982 y después	117.9"
	Tamaño grande	2002	140.5"
<b>Ford</b>	Tamaño grande	1994-01	135"
		1993 y antes	131"
	Dakota	1990 y después	124"
	Tamaño grande	1996 y antes	133"
	SD	1998 y después	137"
	Ranger	1997 y antes	114"
		1998 y después	118"

### Cabina extendida/SCB, plataforma corta



<b>Chevy/GMC</b>	Tamaño grande	1998 y más viejos	141.5"
		1999 y después	143.5"
<b>Dodge</b>	S-10	1982 y después	122.9"
	Tamaño grande	1993 y antes	135"
<b>Ford</b>	Tamaño grande	1994-01	139"
		Dakota	1990 y después
	Tamaño grande	2004 y después	126"
		Cabina regular, plataforma corta	126"
		Cabina regular, plataforma larga	145"
		Supercabina con plataforma de 5.5 pies	133"
	Supercabina con plataforma de 6.5 pies	145"	
	Supercabina con plataforma de 8 pies	163"	
	Cabina doble/ Supercabina doble con plataforma de 5.5 pies	139"	
	Tamaño grande	1987 y después	139"
	Ranger	1997 y antes	125"
		1998 y después	126"

### Cabina extendida, plataforma larga



<b>Chevy/GMC</b>	Tamaño grande	1998 y más viejos	155.5"
		1998 y después	157.5"
<b>Dodge</b>	Tamaño grande	1993 y antes	149"
		1994-01	155"
<b>Ford</b>	Tamaño grande	1996 y antes	155"
	SD	1997 y después	158"
		1998 y después	158"

### Cabina doble/cuádruple, plataforma larga



<b>Chevy/GMC</b>	Tamaño grande	2001 y después	167"
		2000 y antes	164.5"
<b>Dodge</b>	Tamaño grande	1994-01	155"
		2002	160.5"
<b>Ford</b>	Tamaño grande	1996 y antes	168"
	SD	1998 y después	172"

### Cabina doble/cuádruple, plataforma corta



<b>Chevy/GMC</b>	Tamaño grande	1999 y después	153"
<b>Dodge</b>	Tamaño grande	1993 y antes	159"
		1994-01	139"
<b>Ford</b>	Tamaño grande	2002	140.5"
		Dakota	1990 y después
		1996 y antes	152"
	SD	1998 y después	156"

GENERAL INFORMATION

PASSENGER CAR

LIGHT TRUCK

MUFFLER SPECS.

OPTIONAL MUFFLERS

CONVERTER SPECS.

ACCESSORIES

FOOTNOTES

# CATALYTIC CONVERTER INSTALLATION GUIDE

## ATTENTION: PROFESSIONAL INSTALLERS

In August, 1986 the U.S. Environmental Protection Agency (EPA) issued new proposed guidelines for the construction, efficiency and installation of aftermarket converters. **The EPA guidelines state that replacement converters may be installed only in the following situations:**

1. The vehicle is missing a converter.
2. A state or local inspection program has determined that the existing converter needs replacement.
3. The vehicle a 1995 or newer model that is more than eight years old or has more than 80,000 miles on it, and a legitimate need for replacement has been established and documented.

The installer must include the customer's name and address, the make, model, year and mileage of the vehicle on the service invoice, along with a stated reason for replacement. Where a state or local government has determined that a converter is damaged or needs replacement, the service or repair facility must retain a copy of the written statement or invoice. Where a proper state or local government representative has not been verified the replacement need, **the customer and a representative of the service or repair facility must sign a statement verifying that replacement is justified.**

That statement is printed on the following sheet which is included in every converter carton:

**-IMPORTANT-**

THE U.S. ENVIRONMENTAL PROTECTION AGENCY REQUIRES THAT THE FOLLOWING STATEMENT BE READ AND SIGNED BY THE VEHICLE'S OWNER AND THE INSTALLER OF THE REPLACEMENT CATALYTIC CONVERTER.

Catalytic converters are emission control devices which are designed to last the life of the vehicle and do not normally require replacement. Furthermore, if the vehicle is properly used and maintained, original converters are covered by the emissions control warranty for eight years or 80,000 miles. Federal law prohibits repair businesses from replacing these devices except under certain limited circumstances.

In order to verify that the proper circumstances exist, the owner of the vehicle on which such repairs are made and a facility representative must sign the following statement.

The vehicle is a 1994 or older model and has more than 50,000 miles on it, or is a 1995 or newer model which is eight years old or has more than 80,000 miles on it, and the catalytic converter required replacement because \_\_\_\_\_  
or the vehicle's catalytic converter was missing when the vehicle arrived.

Vehicle Owner's Signature \_\_\_\_\_

Facility Representative's Signature \_\_\_\_\_

Date \_\_\_\_\_

The installer must retain this statement and a copy of the invoice for six months and the replaced converter (if any) for at least for 15 days from the date of installation of the replacement converter. The replaced converter must be marked in such a way that it can be identified with the customer invoice and this statement and be available for EPA inspections.

Furthermore, the EPA has issued the following **installation requirements:**

1. The converter be installed in one of the three situations outlined above.
2. The converter be installed in the same location as the original converter.
3. The converter be the same type as the original converter (i.e., oxidation, three-way or three-way plus oxidation).
4. The converter be the proper one for the vehicle application as determined and specified by the manufacturer.
5. The converter be connected properly to any existing air injection components on the vehicle.
6. The converter be installed with any other required converter for a particular application.
7. The converter be accompanied by a warranty information card to filled in by the installer.
8. Federal law prohibits removal or replacement of properly functioning O.E. catalytic converter.

## - IMPORTANT -

**BE SURE THE ENGINE AND FUEL SYSTEM ARE OPERATING PROPERLY BEFORE INSTALLING A NEW CATALYTIC CONVERTER.** An improperly tuned or misfiring engine can allow unburned gasoline to enter the converter. The raw fuel can cause extremely high temperatures that can result in melted or broken internal substrates. This situation voids the warranty.

Vehicles returning from a foreign country where the catalytic converters were removed due to the unavailability of unleaded fuel **must** be equipped with **original equipment converters**.

**WARNING:** Federal Law prohibits removal or replacement of properly functioning O.E.Catalytic Converters. When replacing multiple Converter assemblies, only failed Converters may be replaced.

### **Complies with EPA Policy and California code of Regulations Section 2222(h)**

The catalytic converters listed in this catalog have been designed, tested, manufactured and proven to meet the EPA policy and conversion efficiency requirements as issued in the Federal Register on August 5, 1986 and November 3, 1987.

The installation of a noncomplying catalytic converter by a named party will be considered a violation of the Clean Air Act, 203 (a) (3), and the violator may be prosecuted accordingly. Any person who causes such violations will also be considered liable under the Clean Air Act.

GENERAL  
INFORMATION

PASSENGER  
CAR

LIGHT  
TRUCK

MUFFLER  
SPECS.

OPTIONAL  
MUFFLERS

CONVERTER  
SPECS.

ACCESSORIES

FOOTNOTES

# GUIDE D'INSTALLATION DU POT CATALYTIQUE

## ATTENTION : INSTALLATEURS PROFESSIONNELS

En août 1986, l'agence pour la protection de l'environnement des États-Unis (EPA) a proposé de nouvelles directives ayant trait à la conception, au redépanement et à l'installation des pots catalytiques de rechange. **Ces directives de l'EPA affirment que les pots Catalytiques de rechange ne peuvent être installés que dans les cas particuliers suivants :**

1. Le pot catalytique manque sur le véhicule.
2. Un contrôle antipollution imposé par l'état ou les autorités locales a déterminé que le catalyseur existant doit être remplacé.
3. Le véhicule date de 1995 ou après, est âgé d'au moins huit ans ou a au moins 80,000 miles au compteur, et il a été légitimement déterminé et documenté qu'il convient de le remplacer.

L'installateur se doit d'inclure le nom et l'adresse du client, la marque, le modèle, l'année et le kilométrage du véhicule sur la facture de réparation, ainsi que la raison du remplacement. Si l'état ou une autorité locale a déterminé que le catalyseur est abîmé ou qu'il faut le remplacer, l'atelier de réparation doit conserver une copie de la déclaration écrite ou de la facture. Au cas où la nécessité de le remplacer n'est pas vérifiée par un représentant de l'état ou d'une autorité locale, **le client et un employé représentant l'atelier de réparation doivent signer une déclaration pour confirmer que le remplacement est justifié.**

Cette déclaration est imprimée sur le formulaire suivant, lequel est inclus dans chaque carton de catalyseur:

**-IMPORTANT-**

L'AGENCE POUR LA PROTECTION DE L'ENVIRONNEMENT DES ÉTATS-UNIS (EPA) EXIGE QUE LA DÉCLARATION SUIVANTE SOIT LUE ET SIGNÉE PAR LE PROPRIÉTAIRE DU VÉHICULE ET L'INSTALLATEUR DU POT CATALYTIQUE DE RECHANGE.

Les pots catalytiques sont des dispositifs de réduction de la pollution qui sont conçus pour fonctionner pendant toute la durée vie du véhicule, il n'est normalement pas nécessaire de les remplacer. De plus, si le véhicule est utilisé et entretenu correctement, les catalyseurs installés en usine sont couverts par la garantie anti-pollution pour une durée de huit ans ou de 80,000 miles. La loi fédérale interdit aux ateliers de réparation de remplacer ces dispositifs sauf dans des cas exceptionnels bien définis.

Afin de confirmer que les circonstances le justifient, le propriétaire du véhicule sur lequel les réparations sont effectuées et un employé représentant l'atelier doivent signer la déclaration suivante :

Le véhicule date de 1994 ou avant et a plus de 50 000 miles au compteur ou il date de 1995 ou après, il a au moins huit ans ou au moins 80 000 miles au compteur et il faut remplacer son pot catalytique parce que \_\_\_\_\_ ou le pot catalytique du véhicule manquait quand le véhicule est arrivé.

Signature du propriétaire du véhicule \_\_\_\_\_

Signature de l'employé de l'atelier \_\_\_\_\_

Date \_\_\_\_\_

L'installateur doit conserver cette déclaration ainsi qu'une copie de la facture pendant six mois et l'ancien catalyseur (s'il existe) pendant au moins 15 jours à partir de la date d'installation du catalyseur de remplacement. L'ancien catalyseur doit être identifié de manière à pouvoir le faire correspondre à la facture du client et à cette déclaration et il doit être disponible en cas d'inspection par l'EPA.

De plus, L'EPA a publié les consignes obligatoires d'installation suivantes:

1. Le catalyseur doit être installé dans l'une des trois situations décrites ci-dessus.
2. le catalyseur doit être installé au même endroit que celui d'origine.
3. Le catalyseur doit être du même type que celui d'origine (c.à.d. à oxydation, trois voies, ou à trois voies plus oxydation).
4. Le catalyseur doit être du type qui convient au véhicule selon les spécifications du fabricant de celui-ci.
5. Le catalyseur doit être raccordé correctement au système d'injection d'air du véhicule, s'il existe.
6. Le catalyseur doit être installé en conjonction avec tout autre catalyseur nécessaire dans le cas particulier qui s'applique.
7. Le catalyseur doit être accompagné d'une carte d'information de garantie, laquelle doit être remplie par l'installateur.
8. La loi fédérale interdit de démonter ou de remplacer les catalyseurs installés en usine qui fonctionnent correctement.

## - IMPORTANT -

**ASSUREZ-VOUS QUE LE MOTEUR ET LE SYSTÈME D'ALIMENTATION EN CARBURANT FONCTIONNENT CORRECTEMENT AVANT D'INSTALLER LE POT CATALYTIQUE NEUF.** Si le moteur est mal réglé ou qu'il a des ratés, il se peut que de l'essence non brûlée pénètre dans le pot catalytique, ce qui risque de faire monter sa température à des valeurs très élevées et faire fondre ou casser les substrats internes. Ceci invalide la garantie.

Les véhicules revenant de pays étrangers où les pots catalytiques sont démontés à cause de l'absence de carburant sans plomb **doivent** être rééquipés de **catalyseurs d'origine**.

**Avertissement:** La loi fédérale interdit de démonter ou de remplacer les catalyseurs montés en usine qui fonctionnent correctement.  
Lors du remplacement d'ensembles constitués de plusieurs catalyseurs, il n'est permis de remplacer que ceux qui sont défectueux.

### **Conforme au règlement de l'EPA et à la Section 2222(h) des règlements de l'état de Californie**

Les pots catalytiques répertoriés dans ce catalogue ont été conçus, essayés et fabriqués selon le règlement de l'EPA et les normes de rendement de la conversion publiées au registre fédéral le 5 août 1986 et le 3 novembre 1987, et il a été établi qu'ils y sont conformes.

L'installation d'un pot catalytique non conforme par une personne désignée sera considérée comme une violation de l'article 203 (a) (3) de la loi anti-pollution Clean Air Act, et le contrevenant risque des poursuites. Toute personne qui provoque ces violations sera également considérée comme responsable devant la loi Clean Air Act.

GENERAL  
INFORMATION

PASSENGER  
CAR

LIGHT  
TRUCK

MUFFLER  
SPECS.

OPTIONAL  
MUFFLERS

CONVERTER  
SPECS.

ACCESSORIES

FOOTNOTES

# GUÍA DE INSTALACIÓN DE CONVERTIDORES CATALÍTICOS

## ATENCIÓN: INSTALADORES PROFESIONALES

En agosto de 1986, la Agencia de Protección Ambiental (Environmental Protection Agency, EPA) de los EE.UU. emitió nuevas pautas propuestas para la construcción, eficiencia e instalación de convertidores del mercado de accesorios. **Las pautas de la EPA establecen que los convertidores de repuesto se podrán instalar solamente en las siguientes situaciones:**

1. Al vehículo le falta un convertidor.
2. Un programa de inspección estatal o local ha determinado que el convertidor existente necesita reemplazo.
3. El vehículo es un modelo de 1995 o más nuevo que tiene más de ocho años o más de 80,000 millas, y se ha establecido y documentado una necesidad legítima de reemplazo.

El instalador debe incluir el nombre y la dirección del cliente, así como la marca, el modelo, el año y el millaje del vehículo, en la factura de servicio, junto con el motivo descrito para el reemplazo. En los casos en que un gobierno estatal o local haya determinado que un convertidor está dañado o necesita reemplazo, el centro de servicio o reparaciones debe retener una copia de la declaración escrita o de la factura. En los casos en que un representante del gobierno estatal o local apropiado no haya verificado la necesidad de reemplazo, **el cliente y un representante del centro de servicio o reparaciones deben firmar una declaración que verifique que el reemplazo está justificado.**

Esa declaración está impresa en la siguiente hoja, que se incluye en cada caja de cartón de convertidor:

**-IMPORTANTE-**

LA AGENCIA DE PROTECCIÓN AMBIENTAL DE LOS EE.UU. REQUIERE QUE EL PROPIETARIO DEL VEHÍCULO Y EL INSTALADOR DEL CONVERTIDOR CATALÍTICO DE REPUESTO LEAN Y FIRMEN LA SIGUIENTE DECLARACIÓN.

Los convertidores catalíticos son dispositivos de control de emisiones que están diseñados para durar toda la vida útil del vehículo y normalmente no requieren reemplazo. Asimismo, si el vehículo se utiliza y mantiene apropiadamente, los convertidores originales están cubiertos por la garantía de control de emisiones durante ocho años u 80,000 millas. La ley federal prohíbe a los establecimientos de reparaciones reemplazar estos dispositivos, excepto en ciertas circunstancias limitadas.

Para verificar que existen las circunstancias apropiadas, el propietario del vehículo en el cual se hagan dichas reparaciones y un representante del centro de reparaciones deben firmar la siguiente declaración.

El vehículo es un modelo de 1994 o más viejo y tiene más de 50,000 millas, o es un modelo de 1995 o más nuevo que tiene ocho años o más de 80,000 millas, y el convertidor catalítico requería reemplazo porque \_\_\_\_\_ o el convertidor catalítico del vehículo faltaba cuando el vehículo llegó.

Firma del propietario del vehículo \_\_\_\_\_

Firma del representante del centro de reparaciones \_\_\_\_\_

Fecha \_\_\_\_\_

El instalador debe retener esta declaración y una copia de la factura durante seis meses, y también debe retener el convertidor reemplazado (si lo hubiera) durante por lo menos 15 días a partir de la fecha de instalación del convertidor de repuesto. El convertidor reemplazado se debe marcar de manera que se pueda identificar con la factura del cliente y esta declaración, y debe estar disponible para inspecciones por la EPA.

Asimismo, la EPA ha emitido los siguientes requisitos de instalación:

1. El convertidor se deberá instalar en una de las tres situaciones indicadas anteriormente.
2. El convertidor se deberá instalar en la misma ubicación que el convertidor original.
3. El convertidor deberá ser del mismo tipo que el convertidor original (es decir, de oxidación, de tres vías o de tres vías más oxidación).
4. El convertidor deberá ser el adecuado para la aplicación del vehículo, tal y como lo determine y especifique el fabricante.
5. El convertidor se deberá conectar apropiadamente a todos los componentes de inyección de aire existentes en el vehículo.
6. El convertidor se deberá instalar con cualquier otro convertidor requerido para una aplicación en particular.
7. El convertidor deberá estar acompañado por una tarjeta de información de garantía que deberá ser llenada por el instalador.
8. La ley federal prohíbe la retirada o el reemplazo de un convertidor catalítico de equipo original que esté funcionando apropiadamente.



## - IMPORTANTE -

**ASEGÚRESE DE QUE EL MOTOR Y EL SISTEMA DE COMBUSTIBLE ESTÉN FUNCIONANDO CORRECTAMENTE ANTES DE INSTALAR UN CONVERTIDOR CATALÍTICO NUEVO.** Un motor afinado inapropiadamente o que esté fallando puede permitir que entre gasolina no quemada al convertidor. El combustible no quemado puede causar temperaturas sumamente elevadas que pueden ocasionar sustratos internos derretidos o rotos. Esta situación anula la garantía.

Los vehículos que regresen de un país extranjero, en el cual se hayan retirado los convertidores catalíticos debido a la falta de disponibilidad de combustible sin plomo, **deben** ser equipados con **convertidores de equipo original**.

**ADVERTENCIA:** La ley federal prohíbe la retirada o el reemplazo de los convertidores catalíticos de equipo original que estén funcionando apropiadamente. Cuando se reemplacen múltiples ensamblajes de convertidor, sólo se podrán reemplazar los convertidores que hayan fallado.

### **Cumple con la norma EPA y la Sección 2222(h) del Código de Reglamentos de California**

Los convertidores catalíticos incluidos en este catálogo han sido diseñados, sometidos a pruebas, fabricados y comprobados para cumplir con las normas y los requisitos de eficiencia de conversión de la EPA, tal y como se han emitido en el Registro Federal el 5 de agosto de 1986 y el 3 de noviembre de 1987.

La instalación por una parte nombrada de un convertidor catalítico que no cumpla con los requisitos se considerará una infracción de la Ley de Aire Limpio, 203 (a) (3), y el infractor podrá ser enjuiciado según corresponda. Cualquier persona que cause dichas infracciones también será considerada responsable bajo la Ley de Aire Limpio.

GENERAL  
INFORMATION

PASSENGER  
CAR

LIGHT  
TRUCK

MUFFLER  
SPECS.

OPTIONAL  
MUFFLERS

CONVERTER  
SPECS.

ACCESSORIES

FOOTNOTES

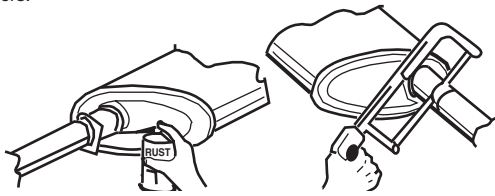
# Muffler Removal

**1** For your protection, always wear safety glasses. In addition, if it is necessary to raise the vehicle prior to removal of the muffler, make sure the load is properly supported. (Do not support vehicle with a bumper jack only.) If only one end of the vehicle is raised, block tires to prevent rolling.

**2** Before starting, inspect the entire exhaust system for other worn parts. It's a good idea to replace worn-out pipes and hangers at the same time as the muffler. (Look for holes, excessive rust.)

**3** Inspect your new muffler package to be sure all parts are included in the muffler carton.

**4** The tools which will be necessary for installation of your muffler include: ½" and ⅜" open end wrench or socket set; a rust solvent; hacksaw (most installations); hammer; wire brush or emery cloth; cold chisel; set of pliers.



**5** Referring to the instruction sheets packed in the muffler box, determine how the old muffler is installed. (Welded or clamped.) Loosen the tail pipe hanger(s). Then one of the following procedures should remove the muffler:

- On some vehicles the old muffler is welded to the exhaust pipe. Using a hacksaw, cut exhaust pipe off as close to the muffler weld as possible. In some welded applications, both the exhaust pipe and muffler must be replaced.
- If the old muffler is welded to the tail pipe, using a hacksaw, cut tail pipe off as close to the muffler weld as possible. Then loosen the clamp at muffler to exhaust pipe connection to remove muffler. The removal of the muffler from the exhaust pipe may be difficult. Two methods may be utilized. Rust solvent applied to the muffler inlet bushing may help, or a cold chisel may be needed to split or peel back the inlet muffler bushing to remove from exhaust pipe. In both instances, be careful not to damage the exhaust pipe.
- If all connections are clamped, simply take off the old clamps and worn-out pipes. Rust solvent is usually all that's needed, but again a cold chisel may be necessary to split the muffler bushings.
- If the tail pipe fits over the muffler outlet bushing, loosen the clamp and rotate muffler to remove. Rust solvent may be applied to ease in rotation of muffler. The outlet muffler bushing may be stuck inside the tail pipe. If this is the case, cut off the bushing at the point where it meets the tail pipe, and remove the bushing stub from the tail pipe with a cold chisel or set of pliers.

# Muffler Installation

**6** Before installing your new muffler, be sure all pipes are free of burrs, clean off the corrosion and scale by using the wire brush or emery cloth.

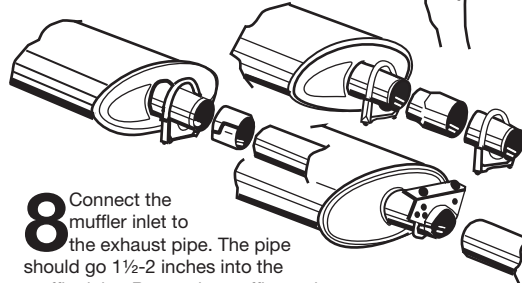
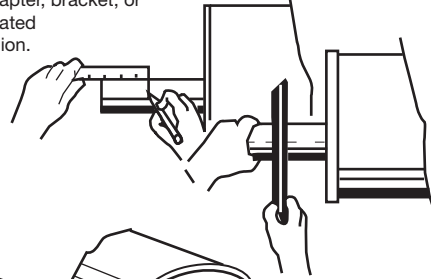
**7** Using Muffler Specification Chart determine inlet end of muffler for your vehicle application.

# Muffler Removal and Installation Instructions

Follow inlet and outlet bushing cut-off instructions.

Preassemble adapter, bracket, or insert(s) as indicated for your application.

Finger tighten only the clamps just enough to hold these accessory parts in place on the muffler.

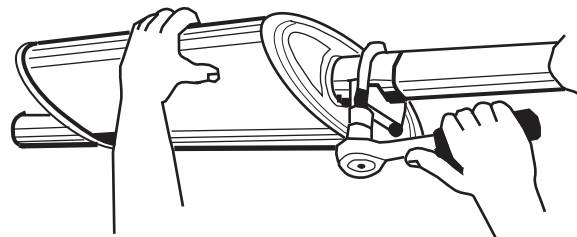


**8** Connect the muffler inlet to the exhaust pipe. The pipe should go 1½-2 inches into the muffler inlet. Rotate the muffler and pipe to insure proper alignment. Clamp snugly.

**9** Assemble the tail pipe to the muffler and clamp snugly.

**10** The complete exhaust system is now loosely installed. Check for proper clearance and alignment. Make sure the pipes and muffler have adequate clearance at the frame, body, rear axle, springs, shocks, gas tank, steering mechanism or any other part of the under carriage.

**11** Tighten any remaining clamps, hangers and brackets securely. Start at the front of the car and work toward the rear.



**12** Start engine and run it in neutral. Accelerate and decelerate the engine. Listen for noise or rattles. To test for any possible exhaust leaks, use a heavy cloth rag to plug the end of the tail pipe. Upon completion of the test, remove the rag. Road test the vehicle and listen for exhaust system rattles. Correct as needed for proper clearance.

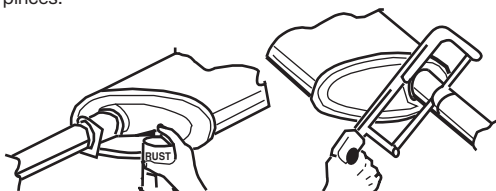
## Démontage du pot d'échappement

**1** Pour votre propre protection, il faut toujours porter des lunettes de sécurité. De plus, s'il est nécessaire de lever le véhicule pour démonter le pot d'échappement, il faut s'assurer que la charge est correctement étayée. (Il ne faut pas supporter le véhicule uniquement à l'aide d'un cric de pare-choc.) Si on ne soulève qu'une seule extrémité du véhicule, il faut caler les roues pour l'empêcher de rouler.

**2** Avant de commencer, contrôlez le système d'échappement dans son entier pour vous assurer qu'il n'y a pas d'autres pièces usées. Il est conseillé de remplacer les tuyaux et les crochets usés en même temps que le pot d'échappement. (Rechercher la présence de trous et de rouille excessive.)

**3** Inspectez le paquet contenant votre pot d'échappement neuf pour vous assurer qu'il ne manque pas de pièces dans le carton.

**4** Les outils qui sont nécessaires à l'installation de votre pot d'échappement comprennent des clés plates ou à douilles de ½ po et 9/16 po, du dégrissant, une scie à métaux (dans la plupart des cas), un marteau, une brosse métallique ou de la toile émeri, un ciseau à froid et une paire de pinces.



**5** En vous reportant aux fiches d'instruction qui se trouvent dans le carton du pot d'échappement, déterminez comment le pot d'échappement existant a été installé (soudé ou bridé). Desserrez le ou les crochets du tuyau d'échappement arrière. Ensuite, une des méthodes suivantes devrait vous permettre de démonter le pot d'échappement :

- Sur certains véhicules, le pot d'échappement existant est soudé au tuyau d'échappement. À l'aide d'une scie à métaux, coupez le tuyau d'échappement aussi près que possible de sa soudure au pot d'échappement. Dans certains assemblages soudés, il faut les deux : le pot d'échappement et le tuyau d'échappement.
- Si le pot d'échappement existant est soudé au tuyau d'échappement arrière : à l'aide d'une scie à métaux, scier le tuyau d'échappement arrière aussi près de sa soudure au pot d'échappement que possible. Puis desserrez la bride située au raccordement entre le tuyau d'échappement et le pot d'échappement pour enlever ce dernier. Il se peut qu'il soit difficile de démonter le pot d'échappement du tuyau d'échappement. On peut utiliser deux méthodes : on peut appliquer du dégrissant sur le manchon d'entrée du pot d'échappement ou alors on peut se servir d'un ciseau à froid pour fendre ou évaser le manchon d'entrée du pot d'échappement afin de le démonter du tuyau d'échappement. Dans les deux cas, faites bien attention de ne pas abîmer le tuyau d'échappement.
- Si tous les raccords sont bridés, il suffit de démonter les vieilles brides et les tuyaux usés. Normalement, du dégrissant suffit, mais encore une fois, il se peut qu'il faille se servir d'un ciseau à froid pour fendre les manchons du pot d'échappement.
- Si le tuyau d'échappement arrière est enfilé autour du manchon de sortie du pot d'échappement, desserrez la bride et faites pivoter le pot d'échappement pour le démonter. On peut appliquer du dégrissant pour que le pot d'échappement tourne plus facilement. Il se peut que le manchon de sortie du pot d'échappement soit coincé à l'intérieur du tuyau d'échappement arrière. Dans ce cas, sciez le manchon là où il pénètre dans le tuyau d'échappement arrière et enlevez le morceau de manchon du tuyau d'échappement arrière à l'aide d'un ciseau à froid ou d'une paire de pinces.

## Installation du pot d'échappement

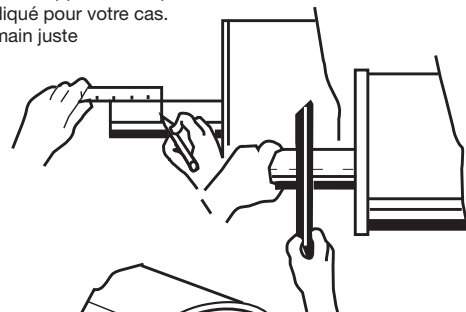
**6** Avant d'installer votre pot d'échappement neuf, assurez-vous que tous les tuyaux sont exempts de bavures, nettoyez la corrosion et les écailles à l'aide de la brosse métallique ou de la toile émeri.

**7** En vous servant du tableau de spécification des pots d'échappement, déterminez le côté de l'entrée du pot d'échappement correspondant à votre véhicule.

## Instructions de démontage et d'installation du pot d'échappement

Suivez les instructions de sciage des manchons d'entrée et de sortie. Pré-assemblez l'adaptateur, le support ou les pièces rapportées comme indiqué pour votre cas.

Serrez les brides à la main juste assez pour maintenir ces accessoires en place sur le pot d'échappement.

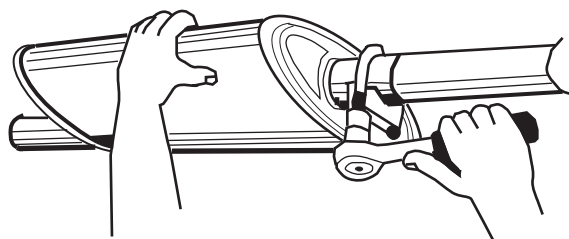


**8** Raccordez l'entrée du pot d'échappement au tuyau d'échappement. Celui-ci devrait s'enfoncer de 1 ½ à 2 pouces dans l'entrée du pot d'échappement. Faites pivoter le pot d'échappement et le tuyau d'échappement pour vous assurer qu'ils sont correctement alignés, bridez-les légèrement.

**9** Assemblez le tuyau d'échappement arrière sur le pot d'échappement et bridez-le légèrement.

**10** Le système d'échappement est maintenant au complet et légèrement serré. Contrôlez que l'alignement et les espacements sont corrects. Assurez-vous que les tuyaux et le pot d'échappement sont suffisamment espacés du châssis, de la carrosserie, du pont arrière, des ressorts, des amortisseurs, du réservoir d'essence, du boîtier de direction et de tous les organes qui se trouvent en dessous du véhicule.

**11** Serrez fermement toutes les brides, crochets et supports. Commencez par l'avant de la voiture et progressez vers l'arrière.



**12** Démarrez le moteur et laissez-le tourner au point mort. Accélérez et décélérez le moteur. Écoutez et contrôlez qu'il n'y a pas de bruit ni de cliquètements. Pour contrôler les fuites d'échappement, bouches la sortie du tuyau d'échappement arrière à l'aide d'un chiffon en tissu épais que vous enlèverez après avoir terminé ce contrôle. Faites un essai du véhicule sur route et écoutez pour vous assurer qu'il n'y a pas de cliquètements dans l'échappement. Ajustez si nécessaire jusqu'à l'obtention d'écartes suffisantes.

GENERAL INFORMATION

PASSENGER CAR

LIGHT TRUCK

MUFFLER SPECS.

OPTIONAL MUFFLERS

CONVERTER SPECS.

ACCESSORIES

FOOTNOTES

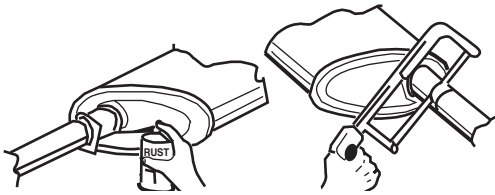
## Retirada del silenciador

**1** Para protegerse, use siempre anteojos de seguridad. Además, si es necesario elevar el vehículo antes de retirar el silenciador, asegúrese de que la carga esté soportada apropiadamente. (No soporte el vehículo solamente con un gato de parachoques.) Si solamente se eleva un extremo del vehículo, bloquee las llantas para impedir que giren.

**2** Antes de comenzar, inspeccione todo el sistema de escape para comprobar si hay otras piezas desgastadas. Es una buena idea reemplazar los tubos y colgadores desgastados al mismo tiempo que el silenciador. (Busque agujeros y oxidación excesiva.)

**3** Inspeccione su nuevo paquete de silenciador para asegurarse de que todas las piezas estén incluidas en la caja de cartón del silenciador)

**4** Las herramientas que serán necesarias para la instalación del silenciador incluyen: una llave de boca abierta o un juego de llaves de tubo de  $\frac{1}{2}$  pulgada y  $\frac{3}{16}$  de pulgada, un solvente para óxido, una sierra para metales (para la mayoría de instalaciones), un martillo, un cepillo de alambre o una tela de esmeril, un cincel tipo cortafíos y un juego de alicates



**5** Consultando las hojas de instrucciones empacadas en la caja del silenciador, determine cómo está instalado el silenciador viejo (soldado sujeto con abrazaderas.) Afloje el colgador o los colgadores del tubo de escape final. Luego, uno de los siguientes procedimientos debería permitir retirar el silenciador:

a. En algunos vehículos, el silenciador viejo está soldado al tubo de escape. Utilizando una sierra para metales, corte el tubo de escape lo más cerca posible de la soldadura del silenciador. En algunas aplicaciones con ensamblajes soldados, se deben reemplazar tanto el tubo de escape como el silenciador.

b. Si el silenciador viejo está soldado al tubo de escape final, utilizando una sierra para metales, corte dicho tubo lo más cerca posible de la soldadura del silenciador. Luego, afloje la abrazadera ubicada en la conexión del silenciador al tubo de escape, para retirar el silenciador. La retirada del silenciador del tubo de escape podría ser difícil. Se pueden utilizar dos métodos. La aplicación de solvente para óxido al buje de entrada del silenciador puede ayudar, o es posible que se necesite un cincel tipo cortafíos para separar o desprender el buje de entrada del silenciador y poder retirarlo del tubo de escape. En ambos casos, tenga cuidado de no dañar el tubo de escape.

c. Si todas las conexiones están sujetas con abrazaderas, simplemente retire las abrazaderas viejas y los tubos desgastados. Generalmente, lo único que se necesita es solvente para óxido, pero de nuevo es posible que se necesite un cincel tipo cortafíos para separar los bujes del silenciador.

d. Si el tubo de escape final se ajusta sobre el buje de salida del silenciador, afloje la abrazadera y rote el silenciador para retirarlo. Se puede aplicar solvente para óxido con el fin de facilitar la rotación del silenciador. El buje de salida del silenciador puede estar atorado dentro del tubo de escape final. Si éste es el caso, corte el buje en el punto donde se encuentra con el tubo de escape final y quite el saliente del buje del tubo de escape final con un cincel tipo cortafíos o un juego de alicates.

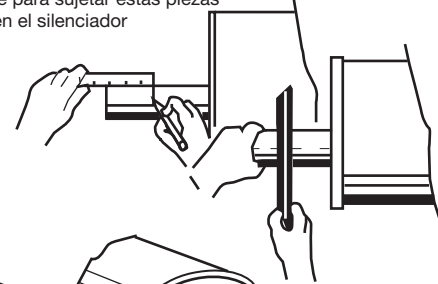
## Instalación del silenciador

**6** Antes de instalar el silenciador nuevo, asegúrese de que todos los tubos estén libres de rebabas y quite la corrosión y las escamas utilizando el cepillo de alambre o la tela de esmeril

**7** Utilizando la tabla de especificaciones de silenciadores, determine el extremo de entrada del silenciador para la aplicación de su vehículo.

## Instrucciones de retirada e instalación del silenciador

Siga las instrucciones para cortar los bujes de entrada y de salida. Preensamble el adaptador, el soporte o el inserto o insertos, tal y como esté indicado para su aplicación. Apriete las abrazaderas solamente con los dedos, justo lo suficiente para sujetar estas piezas accesorias en su sitio en el silenciador

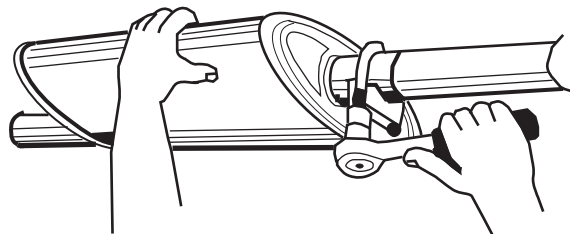


**8** Conecte la entrada del silenciador al tubo de escape. El tubo deberá penetrar de  $1\frac{1}{2}$  a 2 pulgadas en la entrada del silenciador. Rote el silenciador y el tubo para asegurar una alineación apropiada. Fíjelo con la abrazadera para que quede bien ajustado

**9** Ensamble el tubo de escape final en el silenciador y fíjelo con la abrazadera para que quede bien ajustado

**10** El sistema de escape completo está instalado ahora de manera floja. Compruebe si el espacio libre y la alineación son correctos. Asegúrese de que los tubos y el silenciador tengan un espacio libre adecuado en el bastidor, la carrocería, el eje trasero, los resortes, los amortiguadores, el tanque de gasolina, el mecanismo de la dirección o cualquier otro componente de la parte inferior de la carrocería.

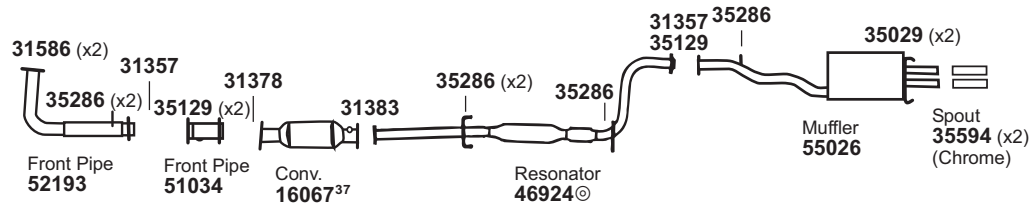
**11** Apriete firmemente las abrazaderas, los colgadores y los soportes restantes. Comience en la parte delantera del automóvil y trabaje hacia la parte trasera.



**12** Arranque el motor y déjelo en marcha en velocidad neutral. Acelere y desacelere el motor. Escuche para verificar si hay ruido o vibraciones. Para comprobar si hay posibles fugas en el escape, use un trapo de tela gruesa para taponar el extremo del tubo de escape final. Cuando haya completado la prueba, retire el trapo. Haga una prueba de carretera con el vehículo y escuche para comprobar si hay vibraciones en el sistema de escape. Haga correcciones según sea necesario para lograr un espacio libre adecuado

# ACURA CL

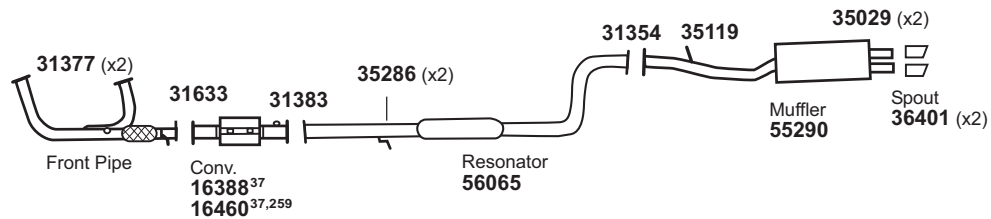
(10001) 1999-98 4 CYL. CL w/2.3L ENG.  
1997 4 CYL. CL w/2.2L ENG.



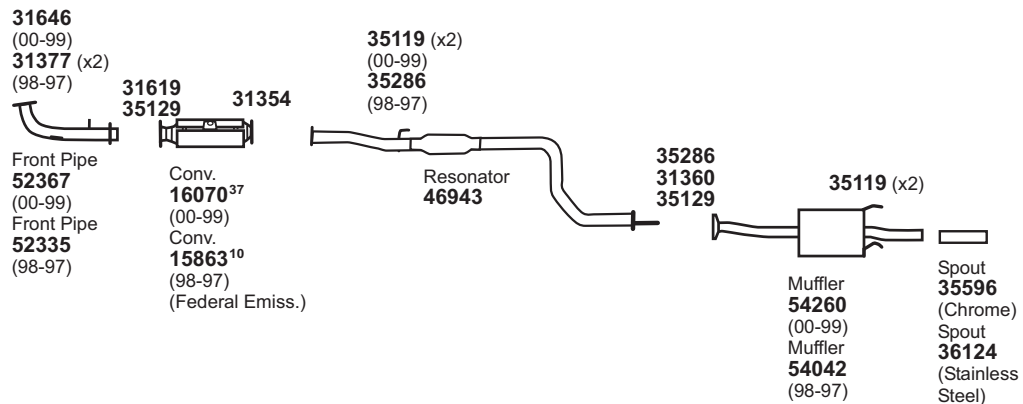
For 16067: Univ. Conv. 93256#  
For 55026: SoundFX 18562

Tru-Fit 18101#

(10002) 1999-97 6 CYL. CL w/3.0L ENG.



(10003) 2000-97 4 CYL. EL w/1.6L ENG.



For 15863: Univ. Conv. 93251#<sup>591</sup>  
For 16070: Univ. Conv. 93266#  
For 54042: SoundFX 18558  
For 54260: SoundFX 18561

Tru-Fit 18528#<sup>600</sup>

Pipe Kit 19050<sup>592</sup>

31354 Gskt.	31357 Gskt.	31360 Gskt.	31377 Gskt.	31378 Gskt.	31383 Gskt.	31586 Gskt.	31619 Gskt.	31633 Gskt.	31646 Gskt.	35029 Insl.	35119 Insl.	35129 Bolt Kit	35286 Insl.

NOT LEGAL FOR SALE IN STATE OF CALIFORNIA  
IN NEW YORK STATE, CONVERTERS LISTED ARE LEGAL FOR FEDERAL/EPA EMISSION VEHICLES ONLY

© Air Gap Pipe. Appearance may be different than O.E. Pipe. Air space between Pipes acts as a Heat Insulator.  
# Modifications and/or additional parts required.  
10 Fits Federal/EPA Emission Vehicles.  
37 Fits All Emissions Vehicles.

259 Optional Part Number - Extra Precious Metal Loading.  
591 Modifications and/or additional parts required. Must use 36339 Threaded Adapter Nut.  
592 Parts to Complete Installation of Universal Muffler  
600 Requires 19050 Kit

GENERAL INFORMATION

PASSENGER CAR

LIGHT TRUCK

MUFFLER SPECS.

OPTIONAL MUFFLERS

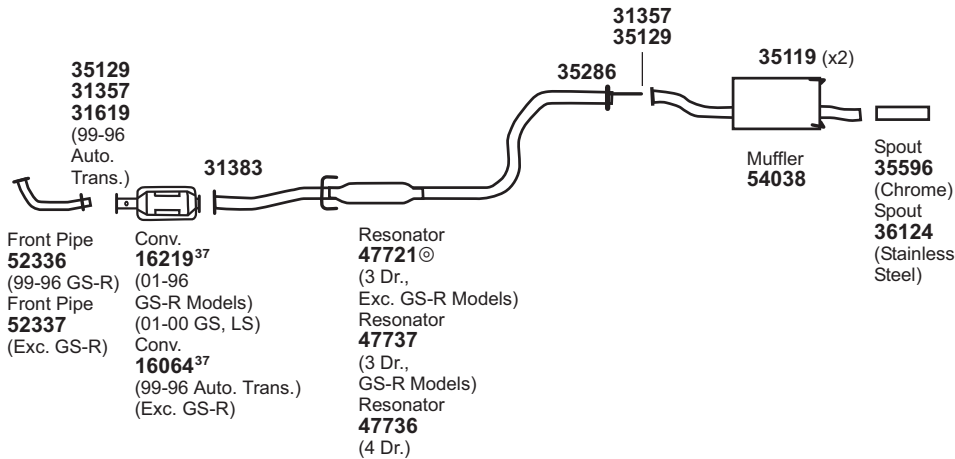
CONVERTER SPECS.

ACCESSORIES

FOOTNOTES

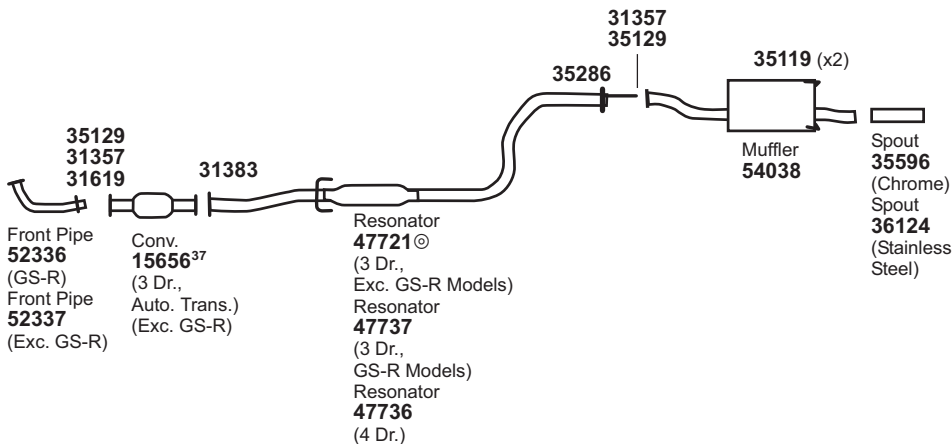
# ACURA Integra

(10004) 2001-96 4 CYL. INTEGRA w/1.8L ENG. (EXC. TYPE-R)



For 16064: Univ. Conv. 93251#  
For 16219: Univ. Conv. 93241#  
For 54038: SoundFX 18860

(10005) 1995-94 4 CYL. INTEGRA w/1.8L ENG. (EXC. TYPE-R)



For 15656: Univ. Conv. 15051#  
For 54038: SoundFX 18860

31357 Gskt.	31383 Gskt.	31619 Gskt.	35119 Insl.	35129 Bolt Kit	35286 Insl.												

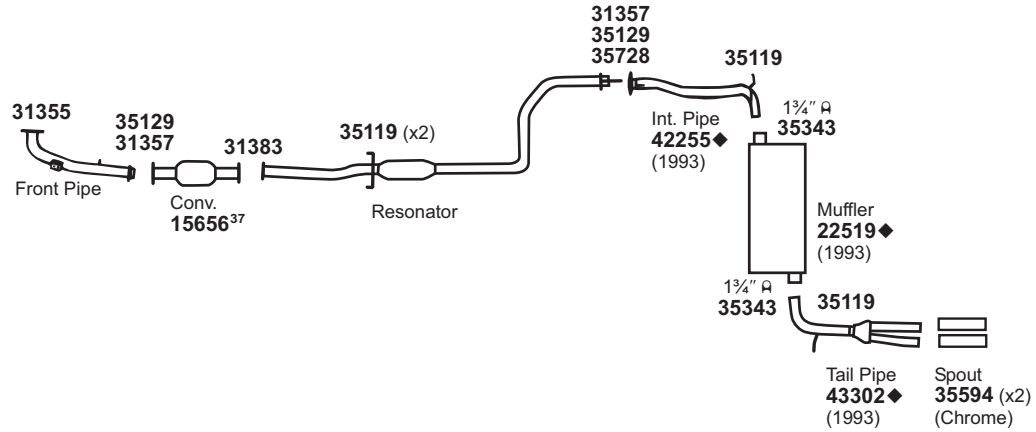
NOT LEGAL FOR SALE IN STATE OF CALIFORNIA  
IN NEW YORK STATE, CONVERTERS LISTED ARE LEGAL FOR FEDERAL/EPA EMISSION VEHICLES ONLY

28 <sup>Ⓞ</sup> Air Gap Pipe. Appearance may be different than O.E. Pipe. Air space between Pipes acts as a Heat Insulator.

<sup>#</sup> Modifications and/or additional parts required.  
<sup>37</sup> Fits All Emissions Vehicles.

# ACURA Integra

(10006) 1993-92 4 CYL. INTEGRA GSR w/1.7L ENG.

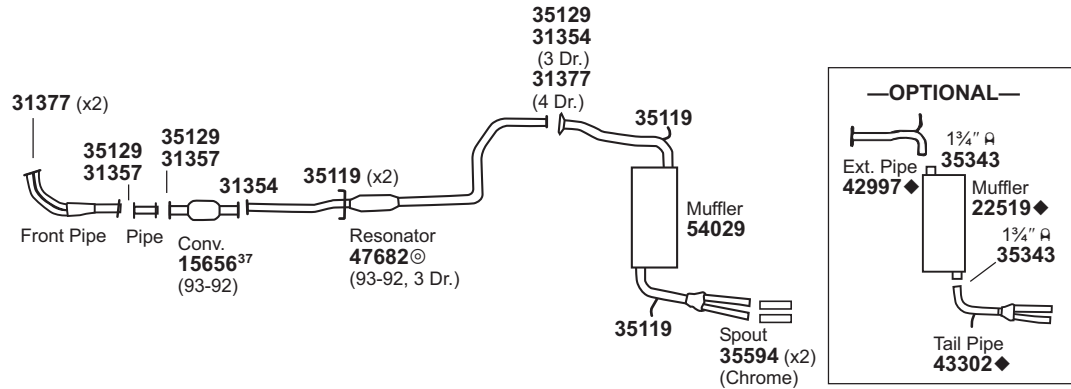


For 15656: Univ. Conv. 15051#  
For 22519: SoundFX 18256

Univ. SoundFX 17191#

Super Turbo 17768<sup>576</sup>

(10007) 1993-90 4 CYL. INTEGRA w/1.8L ENG. w/AUTOMATIC TRANS. (EXC. 4 DR., 1993)



For 15656: Univ. Conv. 15051#  
For 22519: SoundFX 18256

Univ. SoundFX 17191#

Super Turbo 17768<sup>576</sup>

31354 Gskt.	31355 Gskt.	31357 Gskt.	31377 Gskt.	31383 Gskt.	35119 Insl.	35129 Bolt Kit	35728 Insl.						

NOT LEGAL FOR SALE IN STATE OF CALIFORNIA  
IN NEW YORK STATE, CONVERTERS LISTED ARE LEGAL FOR FEDERAL/EPA EMISSION VEHICLES ONLY

- ◆ If welded assembly, replace all required parts.
- ⊙ Air Gap Pipe. Appearance may be different than O.E. Pipe. Air space between Pipes acts as a Heat Insulator.
- # Modifications and/or additional parts required.

- 37 Fits All Emissions Vehicles.
- 576 For installation instructions and additional parts required, see the Cross Reference Chart in the Master Catalog.

GENERAL INFORMATION

PASSENGER CAR

LIGHT TRUCK

MUFFLER SPECS.

OPTIONAL MUFFLERS

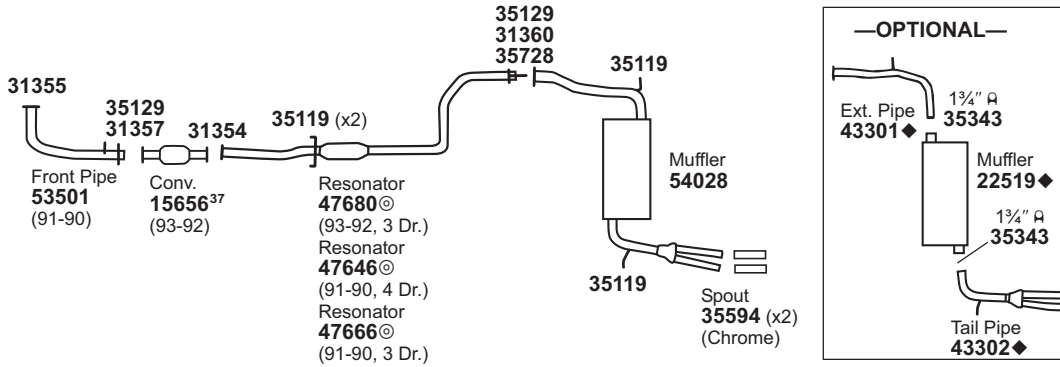
CONVERTER SPECS.

ACCESSORIES

FOOTNOTES

# ACURA Integra

(10008) 1993-90 4 CYL. INTEGRA w/1.8L ENG., MANUAL TRANS.

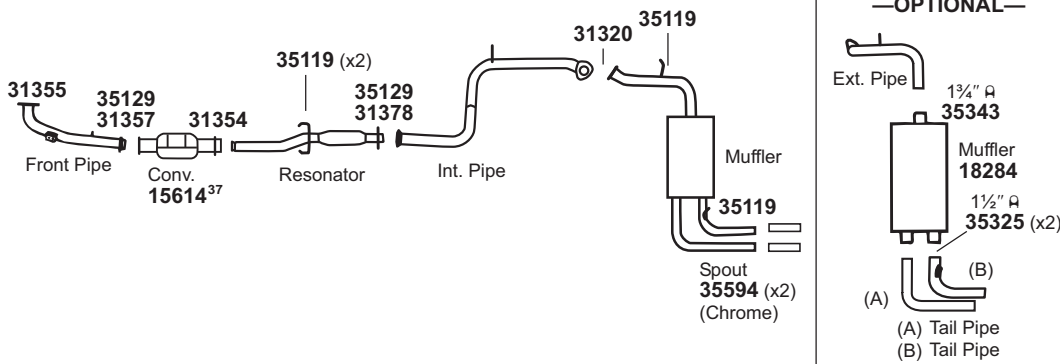


For 15656: Univ. Conv. 15051#  
 For 22519: SoundFX 18256

Univ. SoundFX 17191#

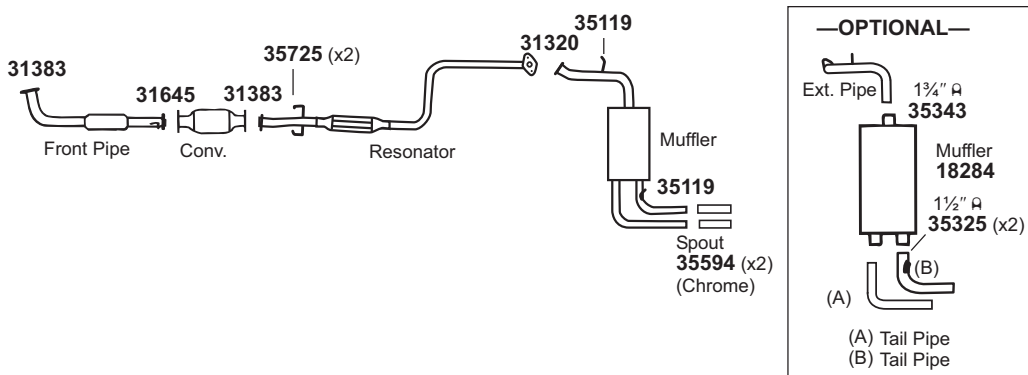
Super Turbo 17768<sup>576</sup>

(10009) 1989-88 4 CYL. INTEGRA HATCHBACK w/1.6L ENG.



For 15614: Univ. Conv. 15051#

(10010) 1987-86 4 CYL. INTEGRA w/1.6L ENG.



31320 Gskt.	31354 Gskt.	31355 Gskt.	31357 Gskt.	31360 Gskt.	31378 Gskt.	31383 Gskt.	31645 Gskt.	35119 Insl.	35129 Bolt Kit	35725 Insl.	35728 Insl.		

NOT LEGAL FOR SALE IN STATE OF CALIFORNIA  
 IN NEW YORK STATE, CONVERTERS LISTED ARE LEGAL FOR FEDERAL/EPA EMISSION VEHICLES ONLY

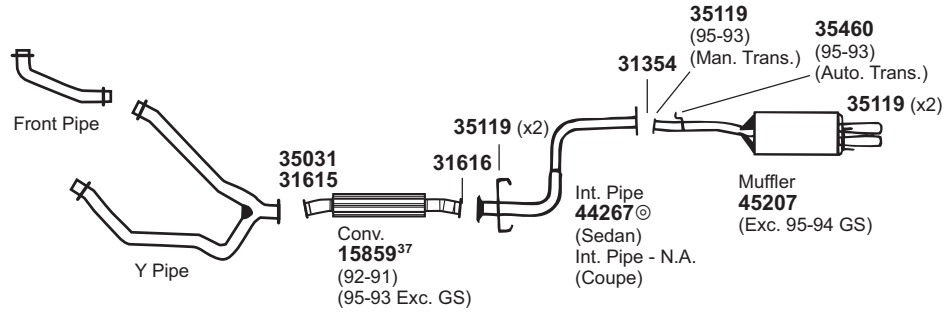
- ♦ If welded assembly, replace all required parts.
- Ⓞ Air Gap Pipe. Appearance may be different than O.E. Pipe. Air space between Pipes acts as a Heat Insulator.

- 37 Fits All Emissions Vehicles.
- 576 For installation instructions and additional parts required, see the Cross Reference Chart in the Master Catalog.



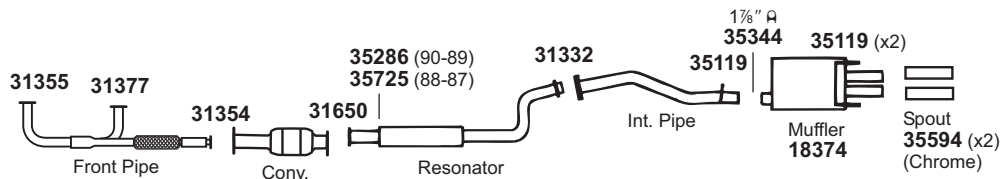
# ACURA Legend

(10011) 1995-93 6 CYL. LEGEND L, LS w/3.2L ENG., SEDAN  
 1995 6 CYL. LEGEND SE w/3.2L ENG.  
 1992-91 6 CYL. LEGEND w/3.2L ENG.

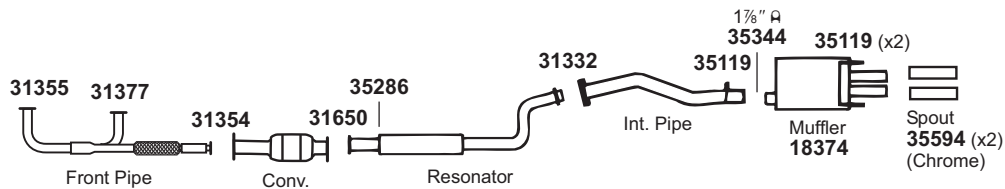


For 15859: Univ. Conv. 15052#

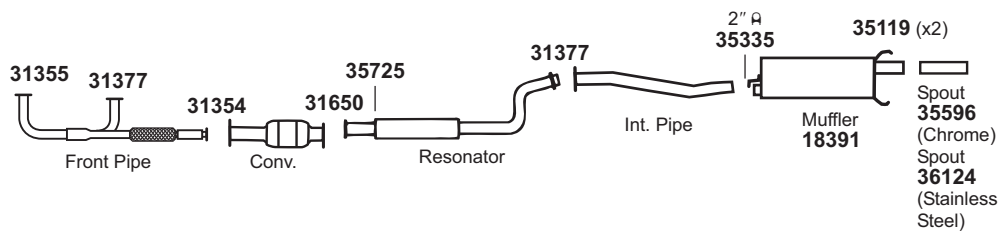
(10012) 1990-87 6 CYL. LEGEND 2 DR. COUPE w/2.7L ENG.



(10013) 1990-89 6 CYL. LEGEND 4 DR. SEDAN w/2.7L ENG.



(10014) 1988-86 6 CYL. LEGEND 4 DR. SEDAN w/2.5L, 2.7L ENG.



For 18391: Super Turbo 17742#

31332 Gskt.	31354 Gskt.	31355 Gskt.	31377 Gskt.	31615 Gskt.	31616 Gskt.	31650 Gskt.	35031 Stud Kit	35119 Insl.	35286 Insl.	35460 Insl.	35725 Insl.		

NOT LEGAL FOR SALE IN STATE OF CALIFORNIA  
 IN NEW YORK STATE, CONVERTERS LISTED ARE LEGAL FOR FEDERAL/EPA EMISSION VEHICLES ONLY

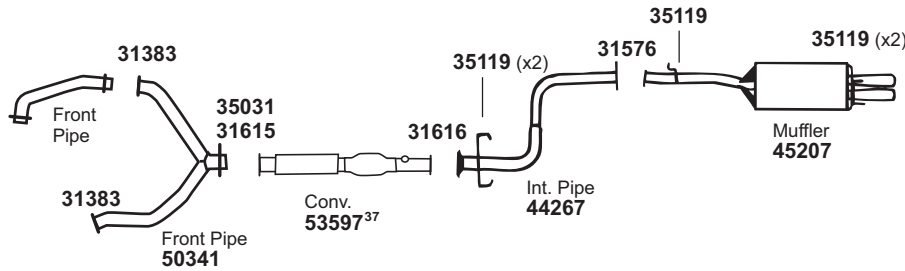
© Air Gap Pipe. Appearance may be different than O.E. Pipe. Air space between Pipes acts as a Heat Insulator.

# Modifications and/or additional parts required.  
 37 Fits All Emissions Vehicles.

- GENERAL INFORMATION
- PASSENGER CAR
- LIGHT TRUCK
- MUFFLER SPECS.
- OPTIONAL MUFFLERS
- CONVERTER SPECS.
- ACCESSORIES
- FOOTNOTES

# ACURA RL

(10015) 2004-96 6 CYL. RL w/3.5L ENG.

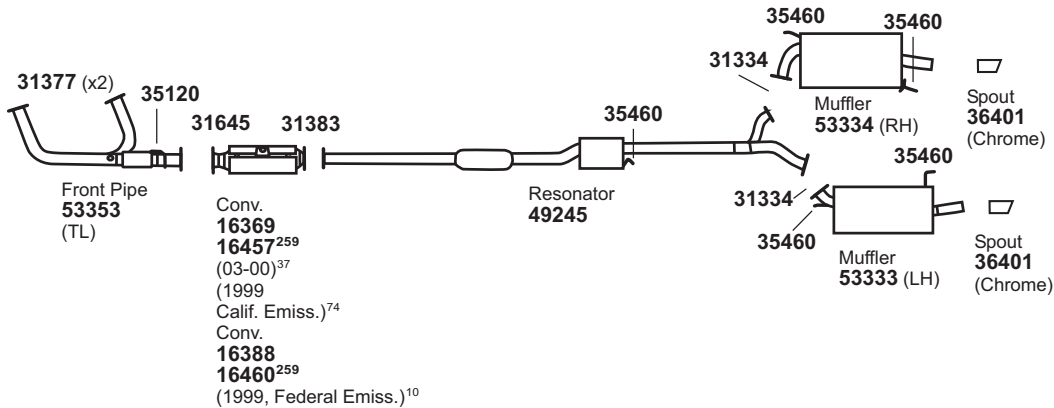


For 53597: Univ. Conv. 93268#

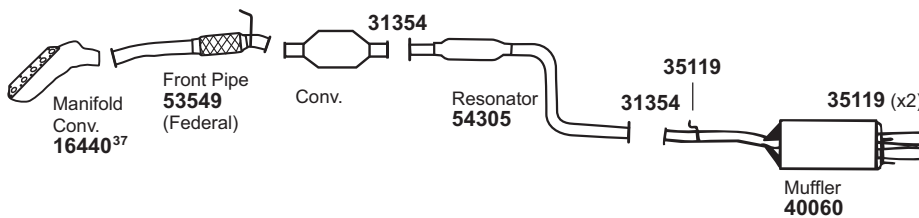
# ACURA SLX (See Truck Section)

# ACURA TL

(10016) 2003-99 6 CYL. TL w/3.2L ENG.  
2003-02 6 CYL. TL S w/3.2L ENG.



(10017) 1998-96 5 CYL. TL w/2.5L ENG.



For 40060: SoundFX 18807

31334 Gskt.	31354 Gskt.	31377 Gskt.	31383 Gskt.	31576 Gskt.	31615 Gskt.	31616 Gskt.	31645 Gskt.	35031 Stud Kit	35119 Insl.	35120 Insl.	35460 Insl.		

NOT LEGAL FOR SALE IN STATE OF CALIFORNIA  
IN NEW YORK STATE, CONVERTERS LISTED ARE LEGAL FOR FEDERAL/EPA EMISSION VEHICLES ONLY

# Modifications and/or additional parts required.

10 Fits Federal/EPA Emission Vehicles.

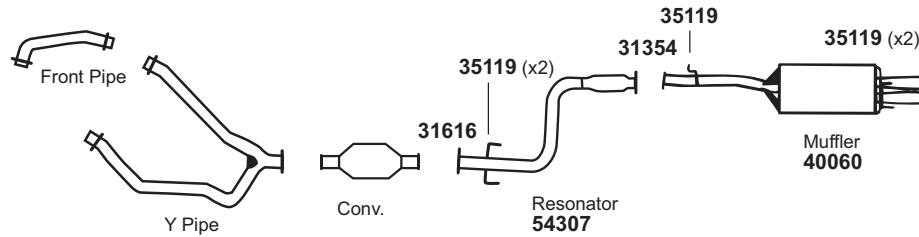
37 Fits All Emissions Vehicles.

74 Fits California/50 State Emission Vehicles.

259 Optional Part Number - Extra Precious Metal Loading.

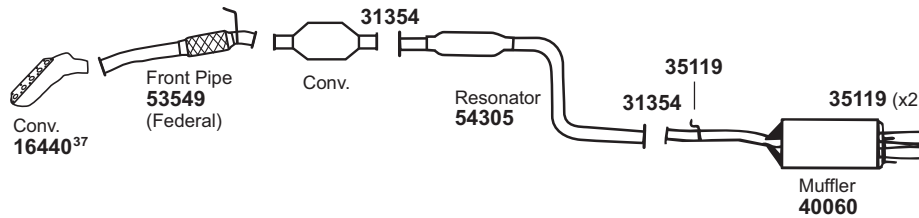
# ACURA TL

(10018) 1998-96 6 CYL. TL w/3.2L ENG.



For 40060: SoundFX 18807

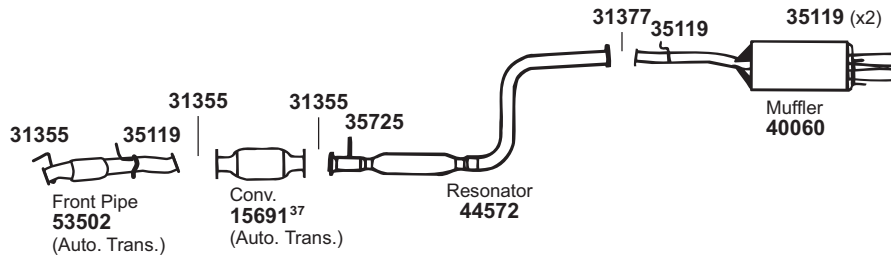
(10019) 1995 5 CYL. TL w/2.5L ENG.



For 40060: SoundFX 18807

# ACURA Vigor

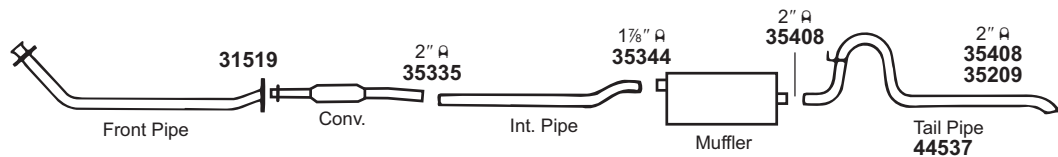
(10020) 1994-92 5 CYL. VIGOR w/2.5L ENG.



For 15691: Univ. Conv. 15051#  
For 40060: SoundFX 18807

# AMERICAN MOTORS Concord

(10021) 1983-80 6 CYL. CONCORD w/4.2L (258 C.I.D.) ENG. w/CONVERTER  
1980 6 CYL. AMX w/4.2L (258 C.I.D.) ENG. w/CONVERTER



31354 Gskt.	31355 Gskt.	31377 Gskt.	31519 Gskt.	31616 Gskt.	35119 Insl.	35209 Hngr.	35725 Insl.								

NOT LEGAL FOR SALE IN STATE OF CALIFORNIA  
IN NEW YORK STATE, CONVERTERS LISTED ARE LEGAL FOR FEDERAL/EPA EMISSION VEHICLES ONLY

# Modifications and/or additional parts required.

37 Fits All Emissions Vehicles.

GENERAL INFORMATION

PASSENGER CAR

LIGHT TRUCK

MUFFLER SPECS.

OPTIONAL MUFFLERS

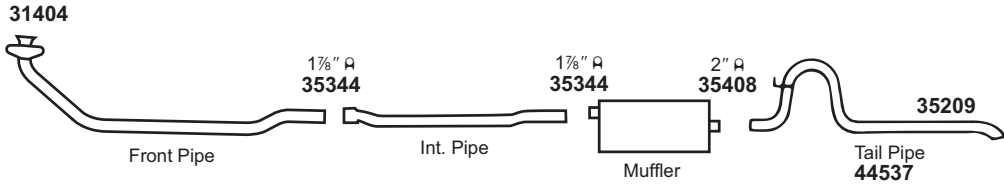
CONVERTER SPECS.

ACCESSORIES

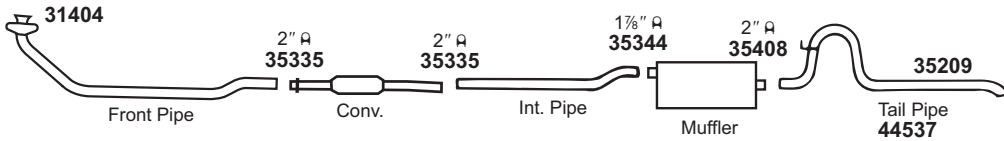
FOOTNOTES

# AMERICAN MOTORS Concord

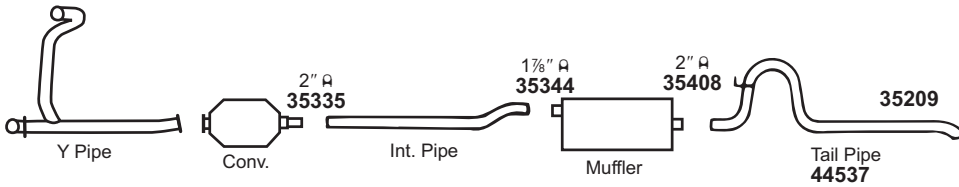
(10022) 1982-78 6 CYL. CONCORD, AMX w/o CONVERTER



(10023) 1979-78 6 CYL. CONCORD w/3.8L (232 C.I.D.), 4.2L (258 C.I.D.) ENG., w/CONVERTER  
 1979-78 6 CYL. AMX w/4.2L (258 C.I.D.) ENG., w/CONVERTER

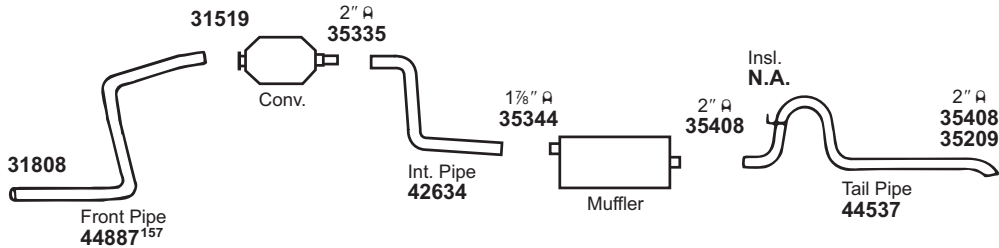


(10024) 1979-78 8 CYL. CONCORD w/5.0L (304 C.I.D.) ENG.  
 1978 8 CYL. AMX w/5.0L (304 C.I.D.) ENG.

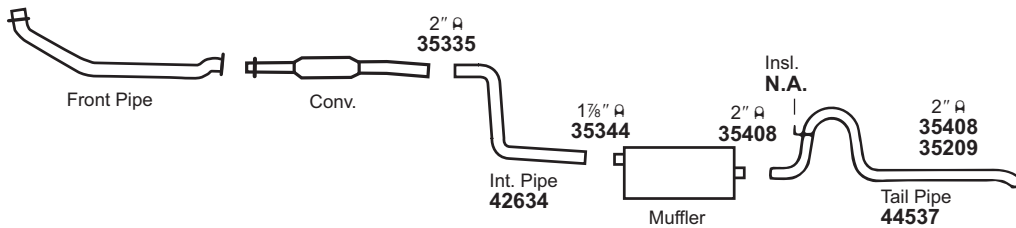


# AMERICAN MOTORS Eagle

(10025) 1988-82 6 CYL. EAGLE w/4.2L ENG. (EXC. SX4, KAMMBACK)



(10026) 1984-83 4 CYL. EAGLE w/2.5L AMC ENG. (EXC. EAGLE SX4)

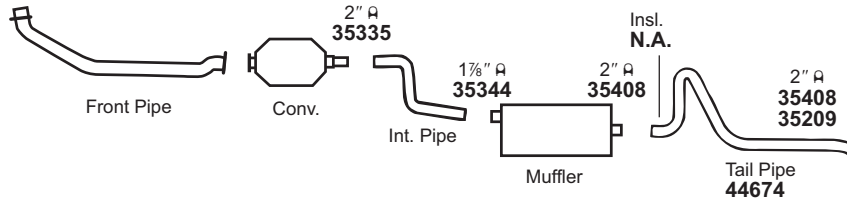


31404 Gskt.	31519 Gskt.	31808 Flng.	35209 Hngr.										

NOT LEGAL FOR SALE IN STATE OF CALIFORNIA  
 IN NEW YORK STATE, CONVERTERS LISTED ARE LEGAL FOR FEDERAL/EPA EMISSION VEHICLES ONLY

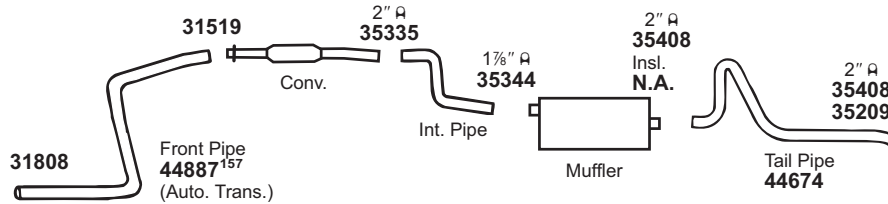
# AMERICAN MOTORS Eagle

(10027) 1983 4 CYL. EAGLE SX4 w/2.5L AMC ENG.



GENERAL INFORMATION

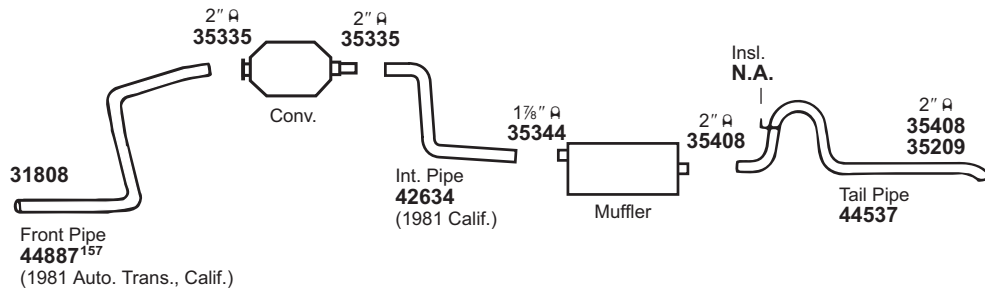
(10028) 1983-82 6 CYL. EAGLE SX4, KAMMBACK w/4.2L ENG.



PASSENGER CAR

LIGHT TRUCK

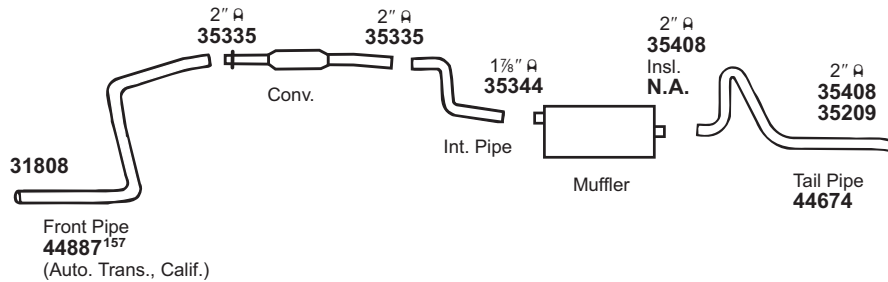
(10029) 1981-80 6 CYL. EAGLE w/4.2L (258 C.I.D.) ENG. (EXC. SX4, KAMMBACK)



MUFFLER SPECS.

OPTIONAL MUFFLERS

(10030) 1981 6 CYL. EAGLE SX4, KAMMBACK w/4.2L ENG.

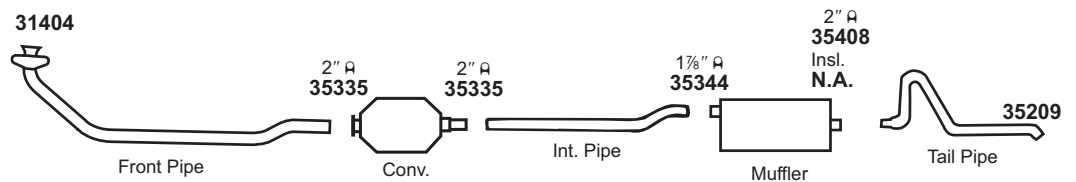


CONVERTER SPECS.

ACCESSORIES

# AMERICAN MOTORS Gremlin

(10031) 1978 6 CYL. GREMLIN



FOOTNOTES

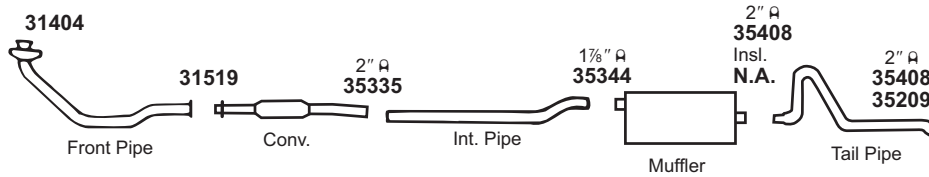
31404 Gskt.	31519 Gskt.	31808 Flng.	35209 Hngr.																

NOT LEGAL FOR SALE IN STATE OF CALIFORNIA  
IN NEW YORK STATE, CONVERTERS LISTED ARE LEGAL FOR FEDERAL/EPA EMISSION VEHICLES ONLY

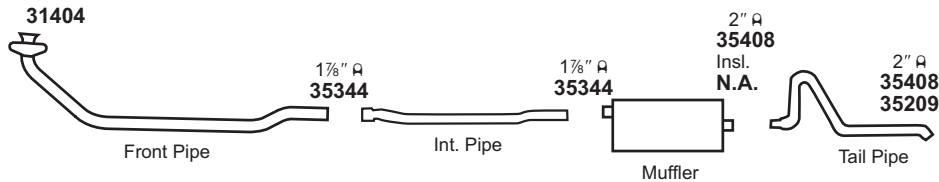
157 Plug Air Tube fitting if required, using 3/8" Std. Pipe Plug.

# AMERICAN MOTORS Gremlin

(10032) 1977-76 6 CYL. GREMLIN w/CONVERTER w/4.2L ENG., 2BBL

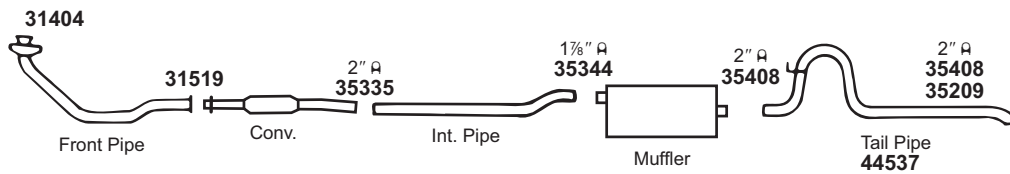


(10033) 1977-76 6 CYL. GREMLIN w/o CONVERTER w/4.2L (258 C.I.D.) ENG., 2BBL

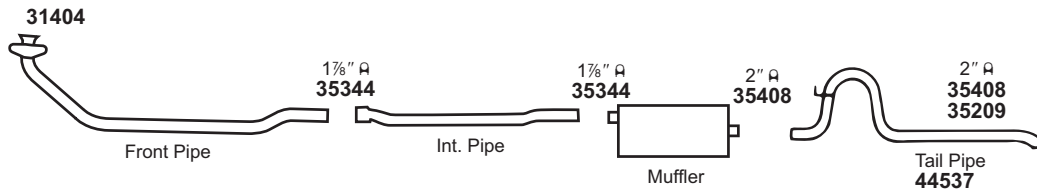


# AMERICAN MOTORS Hornet

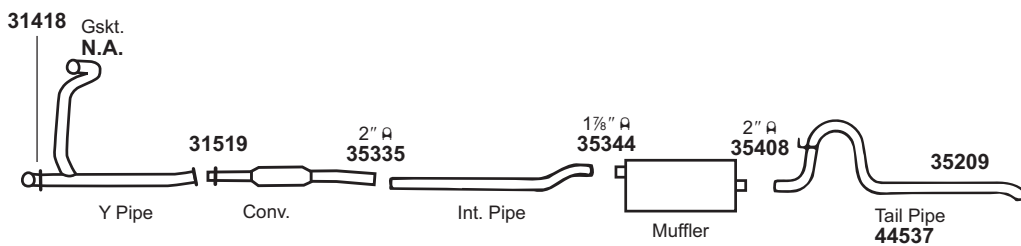
(10034) 1977-76 6 CYL. HORNET w/CONVERTER w/4.2L (258 C.I.D.) ENG., 2BBL



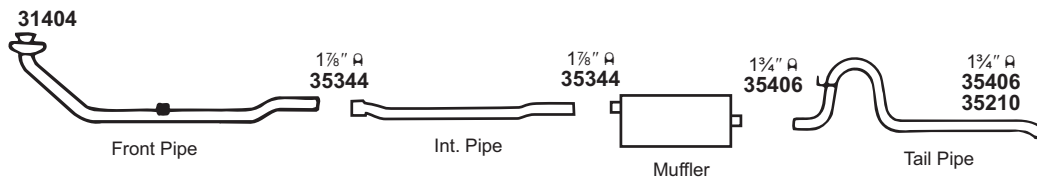
(10035) 1977-76 6 CYL. HORNET w/o CONVERTER w/4.2L (258 C.I.D.) ENG., 2BBL



(10036) 1977-75 8 CYL. HORNET



(10037) 1970 6 CYL. HORNET (EXC. LATE MODELS)

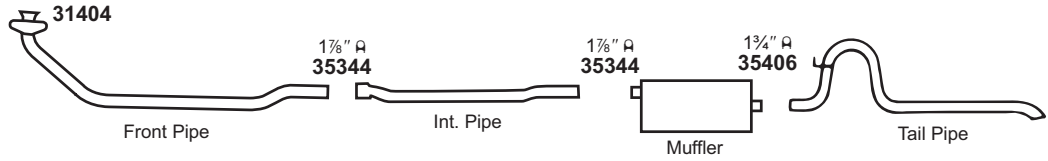


31404 Gskt.	31418 Gskt.	31519 Gskt.	35209 Hngr.	35210 Hngr.								

NOT LEGAL FOR SALE IN STATE OF CALIFORNIA  
IN NEW YORK STATE, CONVERTERS LISTED ARE LEGAL FOR FEDERAL/EPA EMISSION VEHICLES ONLY

# AMERICAN MOTORS Javelin

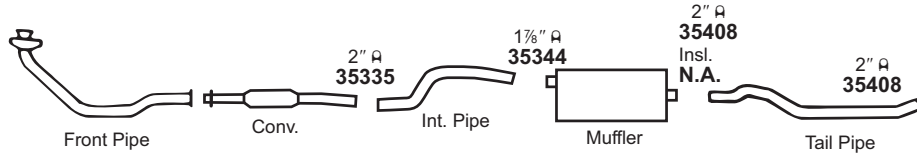
(10038) 1974-68 6 CYL. JAVELIN



GENERAL INFORMATION

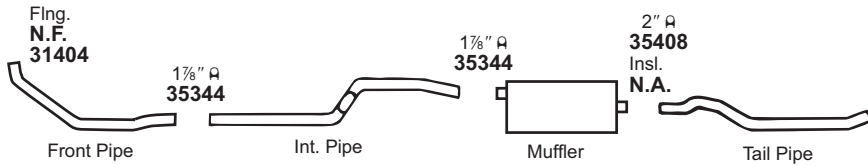
# AMERICAN MOTORS Pacer

(10039) 1980-78 6 CYL. PACER



PASSENGER CAR

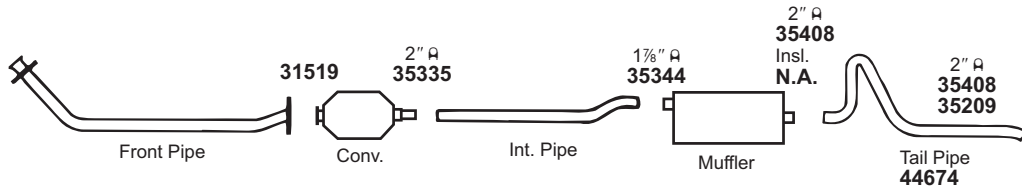
(10040) 1977-75 6 CYL. PACER w/3.8L (232 C.I.D.), 4.2L (258 C.I.D.) ENG., 1BBL



LIGHT TRUCK

# AMERICAN MOTORS Spirit

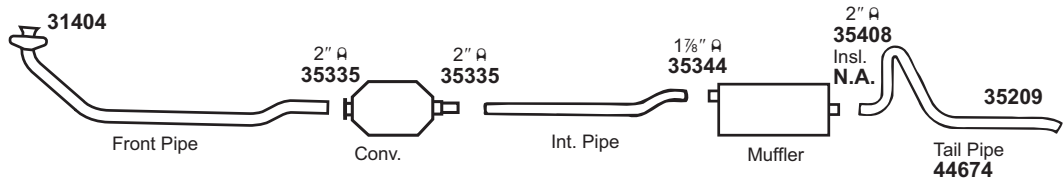
(10041) 1983-80 6 CYL. SPIRIT w/4.2L (258 C.I.D.) ENG.



MUFFLER SPECS.

OPTIONAL MUFFLERS

(10042) 1979 6 CYL. SPIRIT, AMX w/3.8L (232 C.I.D.), 4.2L (258 C.I.D.) ENG., w/CONVERTER

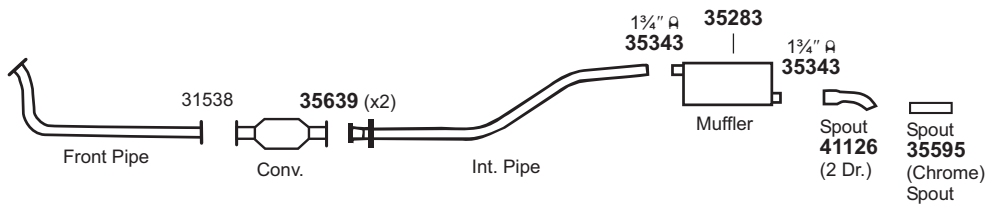


CONVERTER SPECS.

ACCESSORIES

# ASUNA

(10043) 1993 4 CYL. ASUNA SE, GT w/1.6L ENG.



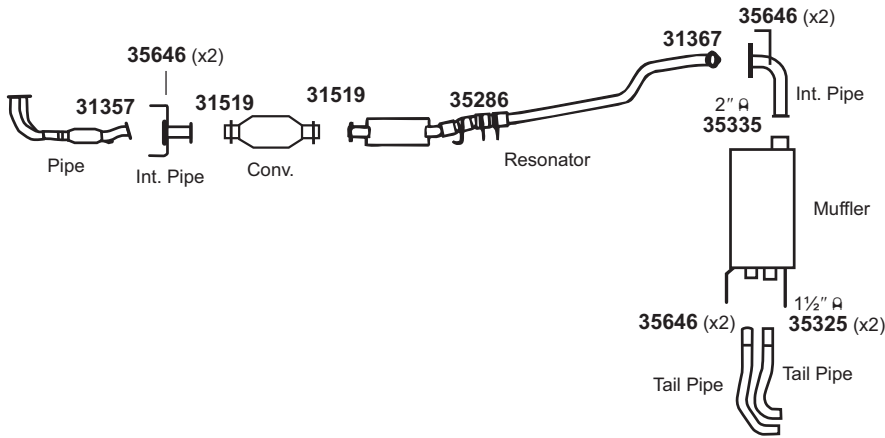
FOOTNOTES

31404 Gskt.	31519 Gskt.	31538 Gskt.	35209 Hngr.	35283 Insl.	35639 Insl.								

NOT LEGAL FOR SALE IN STATE OF CALIFORNIA  
IN NEW YORK STATE, CONVERTERS LISTED ARE LEGAL FOR FEDERAL/EPA EMISSION VEHICLES ONLY

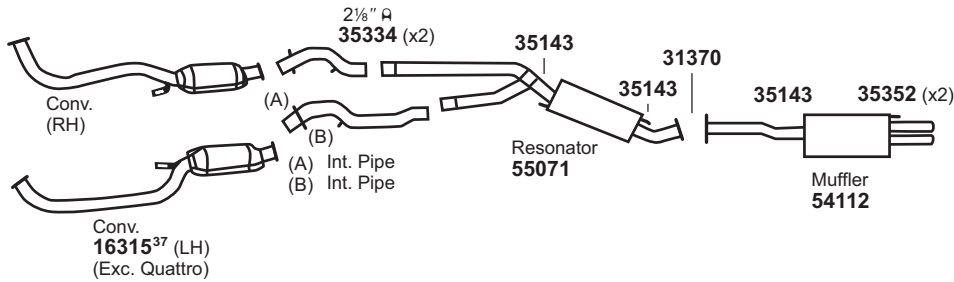
# ASUNA Sunfire

(10044) 1993 4 CYL. SUNFIRE w/1.8L 16 VALVE DOHC ENG.



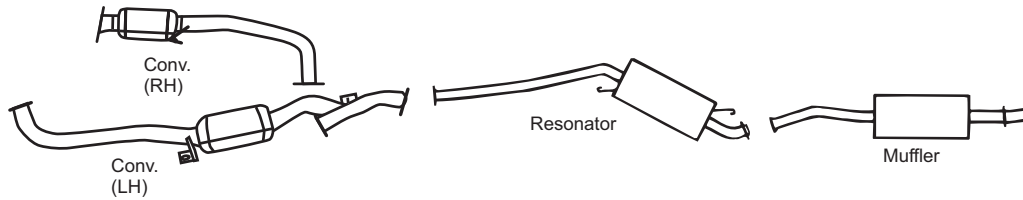
# AUDI 100 Series

(10045) 1994-92 6 CYL. 100 w/2.8L ENG., MANUAL TRANS.

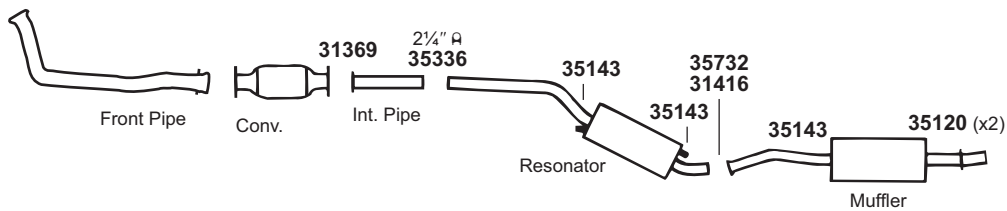


For 16315: Univ. Conv. 15037#

(10046) 1993 6 CYL. 100 w/2.8L ENG., AUTOMATIC TRANS. (INCL. QUATTRO)



(10047) 1991-89 5 CYL. 100 w/2.3L ENG. (EXC. QUATTRO)



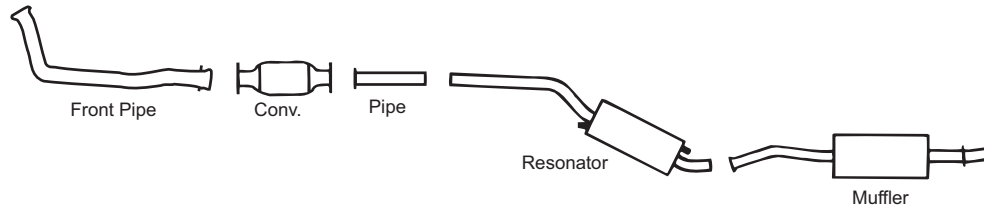
31357 Gskt.	31367 Gskt.	31369 Gskt.	31370 Gskt.	31416 Gskt.	31519 Gskt.	35120 Insl.	35143 Insl.	35286 Insl.	35352 Insl.	35646 Insl.	35732 Clmp.		

NOT LEGAL FOR SALE IN STATE OF CALIFORNIA  
IN NEW YORK STATE, CONVERTERS LISTED ARE LEGAL FOR FEDERAL/EPA EMISSION VEHICLES ONLY



# AUDI 100 Series

(10048) 1991-89 5 CYL. 100 QUATTRO w/2.3L ENG., MANUAL TRANS.

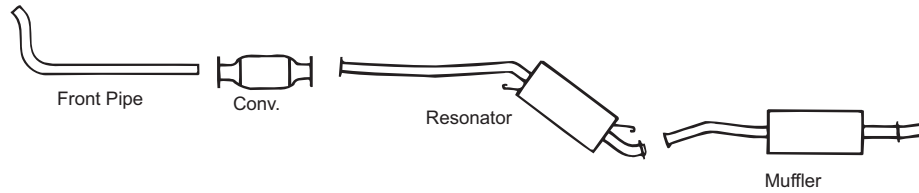


GENERAL INFORMATION

PASSENGER CAR

# AUDI 200 Series

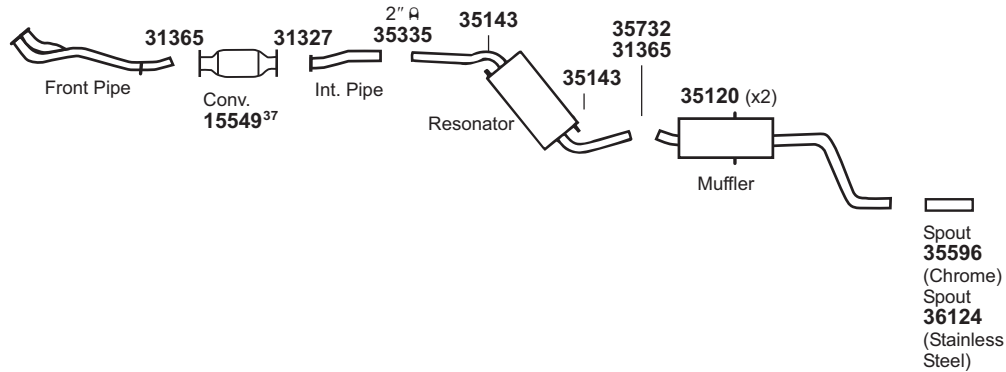
(10049) 1991-89 5 CYL. 200, 200 QUATTRO w/2.2L TURBO ENG.



LIGHT TRUCK

# AUDI 4000

(10050) 1987-84 4 CYL. 4000S w/1.8L ENG.  
1986-84 5 CYL. 4000S w/2.2L ENG. (EXC. QUATTRO)



MUFFLER SPECS.

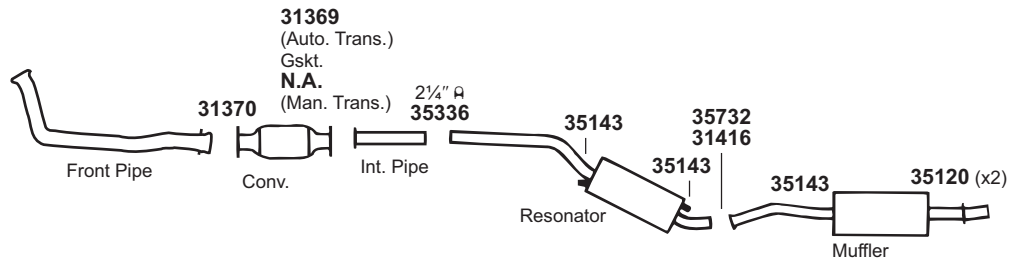
OPTIONAL MUFFLERS

CONVERTER SPECS.

For 15549: Univ. Conv. 15051#

# AUDI 5000

(10051) 1988-85 5 CYL. 5000 w/2.2L, 2.3L ENG. (EXC. TURBO) AFTER CHASSIS NO. 44F-081486 (EXC. QUATTRO)



ACCESSORIES

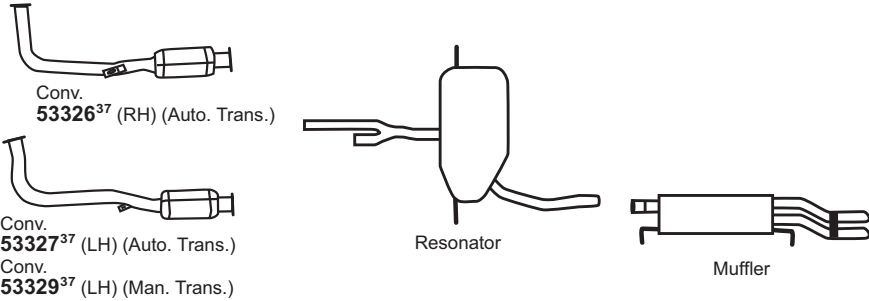
FOOTNOTES

31327 Gskt.	31365 Gskt.	31369 Gskt.	31370 Gskt.	31416 Gskt.	35120 Insl.	35143 Insl.	35732 Clmp.						

NOT LEGAL FOR SALE IN STATE OF CALIFORNIA  
IN NEW YORK STATE, CONVERTERS LISTED ARE LEGAL FOR FEDERAL/EPA EMISSION VEHICLES ONLY

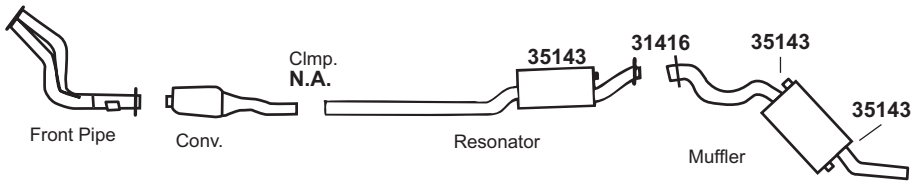
# AUDI 80/90 Series

(10052) 1995-94 6 CYL. 90 w/2.8L ENG.

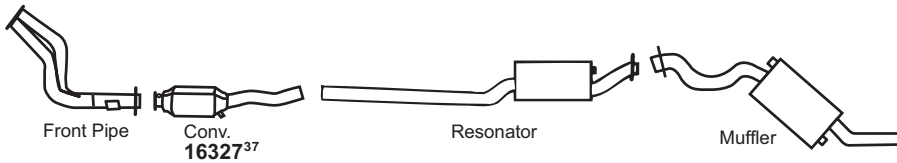


For 53326: Univ. Conv. 15051#  
 For 53327: Univ. Conv. 15051#  
 For 53329: Univ. Conv. 15051#

(10053) 1992-88 5 CYL. 80/90 QUATTRO w/2.3L ENG., 10 VALVE

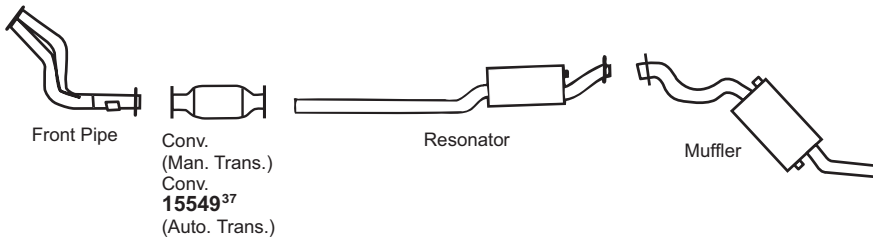


(10054) 1991-88 5 CYL. 90 w/2.3L ENG., MANUAL TRANS. OR 4 SPEED AUTOMATIC TRANS. (EXC. TURBO) (EXC. QUATTRO)



For 16327: Univ. Conv. 15037#

(10055) 1990-88 4 CYL. 80 w/2.0L ENG.  
 1988 4 CYL. 90 w/2.0L ENG.

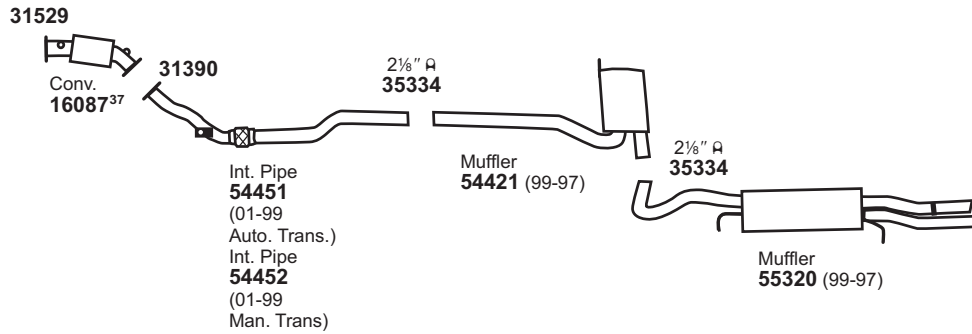


For 15549: Univ. Conv. 15051#

31416 Gskt.	35143 Insl.													
----------------	----------------	--	--	--	--	--	--	--	--	--	--	--	--	--

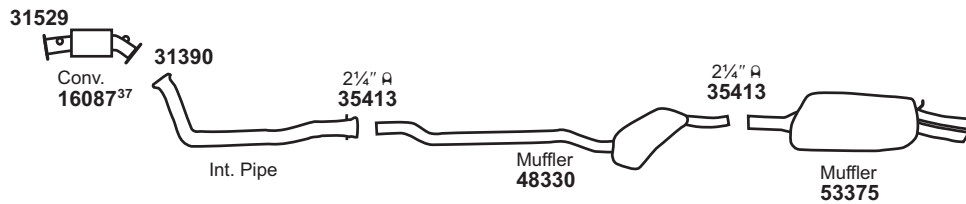
NOT LEGAL FOR SALE IN STATE OF CALIFORNIA  
 IN NEW YORK STATE, CONVERTERS LISTED ARE LEGAL FOR FEDERAL/EPA EMISSION VEHICLES ONLY

**(10056) 2006-97 4 CYL. A4 w/1.8L ENG., F.W.D.**



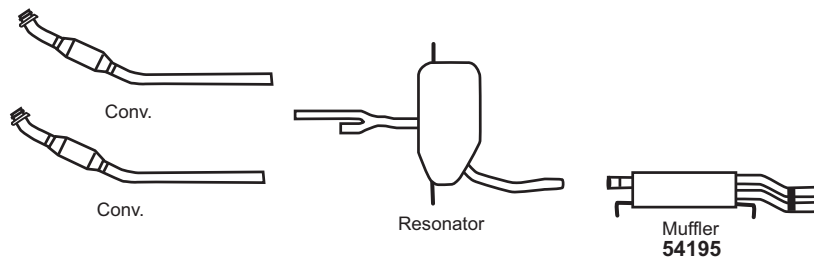
For 16087: Univ. Conv. 93271#

**(10057) 2001-97 4 CYL. A4 QUATTRO w/1.8L TURBO ENG.  
2001-99 4 CYL. A4 QUATTRO AVANT w/1.8L TURBO ENG.**

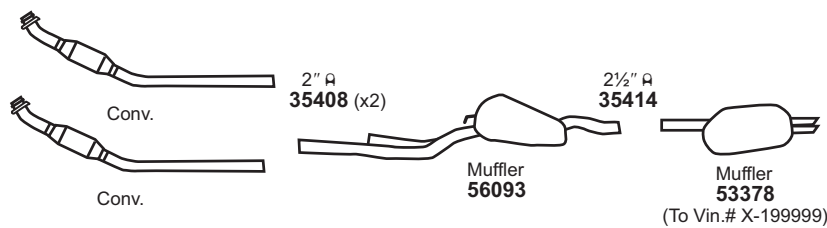


For 16087: Univ. Conv. 93271#

**(10058) 2001-96 6 CYL. A4 w/2.8L ENG. (EXC. QUATTRO)**



**(10059) 1999-98 6 CYL. A4 QUATTRO, QUATTRO AVANT w/2.8L ENG.**



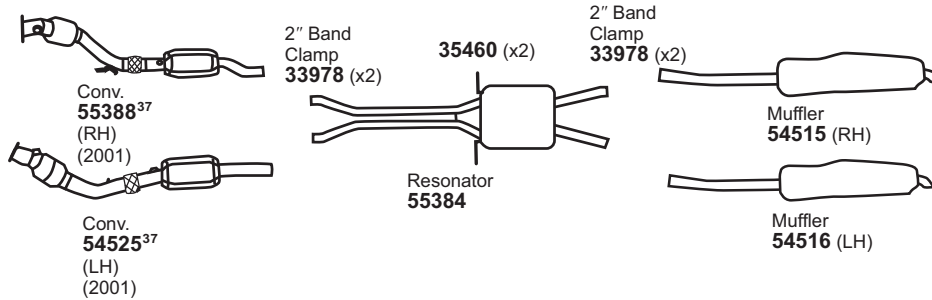
31390 Gskt.	31529 Gskt.													

NOT LEGAL FOR SALE IN STATE OF CALIFORNIA  
IN NEW YORK STATE, CONVERTERS LISTED ARE LEGAL FOR FEDERAL/EPA EMISSION VEHICLES ONLY

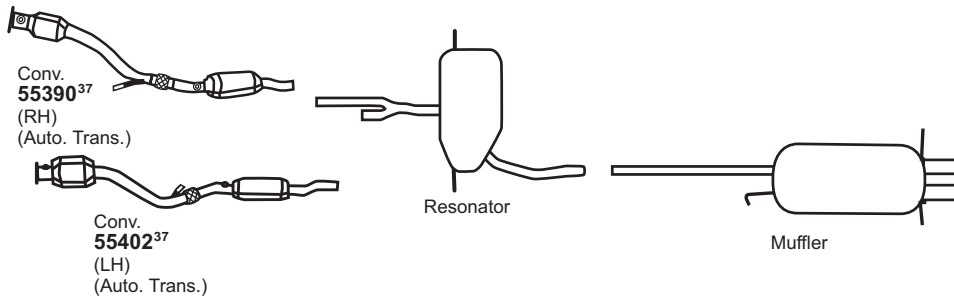
- GENERAL INFORMATION
- PASSENGER CAR
- LIGHT TRUCK
- MUFFLER SPECS.
- OPTIONAL MUFFLERS
- CONVERTER SPECS.
- ACCESSORIES
- FOOTNOTES

# AUDI A6

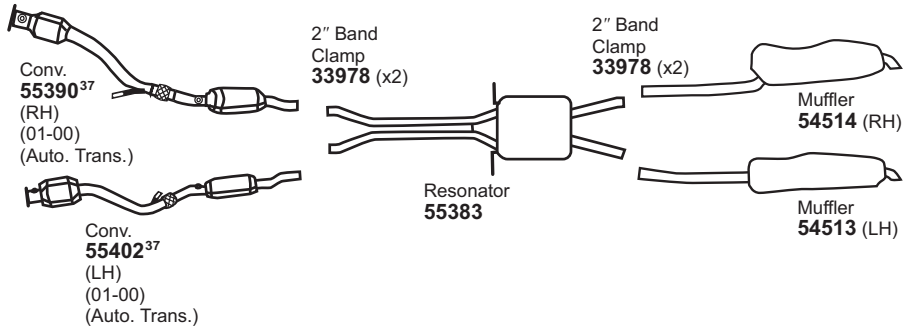
(10060) 2002-00 6 CYL. A6 QUATTRO w/2.7L TURBO ENG.



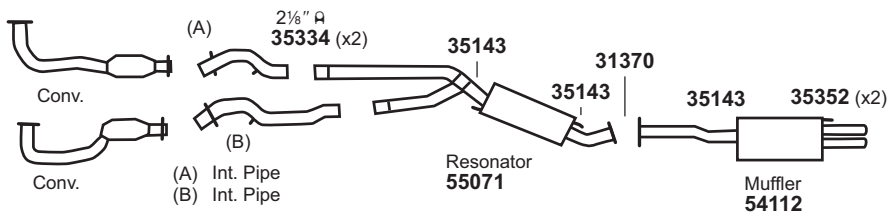
(10061) 2001-00 6 CYL. A6 w/2.8L ENG.



(10062) 2001-98 6 CYL. A6 QUATTRO, QUATTRO AVANT w/2.8L ENG.



(10063) 1995 6 CYL. A6 w/2.8L ENG, F.W.D., MANUAL TRANSMISSION

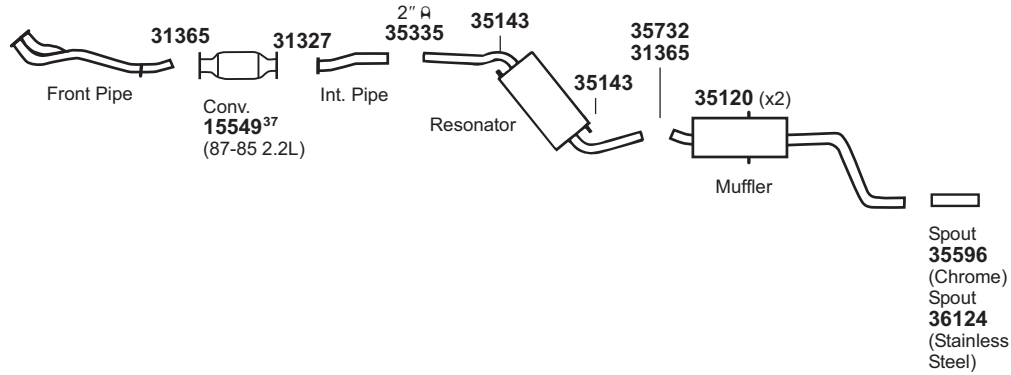


31370 Gskt.	35143 Insl.	35352 Insl.	35460 Insl.									

NOT LEGAL FOR SALE IN STATE OF CALIFORNIA  
IN NEW YORK STATE, CONVERTERS LISTED ARE LEGAL FOR FEDERAL/EPA EMISSION VEHICLES ONLY

# AUDI Coupe

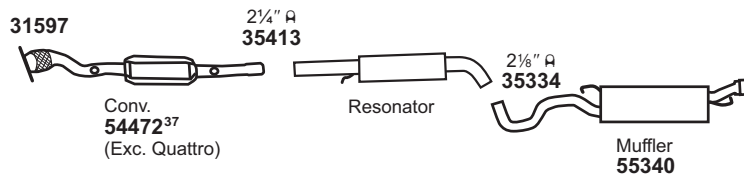
(10064) 1987-81 5 CYL. COUPE GT w/2.2L, 2.3L ENG.



For 15549: Univ. Conv. 15051#

# AUDI TT

(10065) 2006-00 4 CYL. TT w/1.8L TURBO ENG. F.W.D.



For 54472: Univ. Conv. 93256#


# BMW 318

(10066) 1999-96 4 CYL. 318TI w/1.9L ENG.



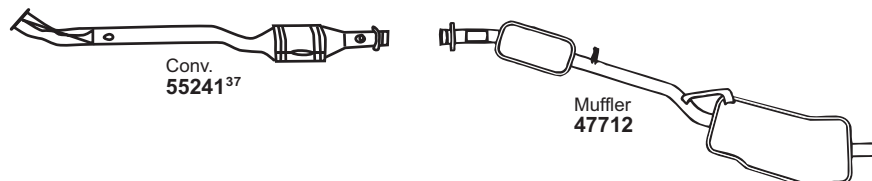
For 55241: Univ. Conv. 15195#

(10067) 1998-96 4 CYL. 318i, 318is w/1.9L ENG.  
 1997-96 4 CYL. 318ic w/1.9L ENG.



For 55241: Univ. Conv. 15195#

(10068) 1995-93 4 CYL. 318i, 318is w/1.8L ENG.



For 55241: Univ. Conv. 15195#

31327 Gskt.	31365 Gskt.	31597 Gskt.	35120 Insl.	35143 Insl.	35732 Clmp.								

NOT LEGAL FOR SALE IN STATE OF CALIFORNIA  
 IN NEW YORK STATE, CONVERTERS LISTED ARE LEGAL FOR FEDERAL/EPA EMISSION VEHICLES ONLY

# Modifications and/or additional parts required.

37 Fits All Emissions Vehicles.

GENERAL INFORMATION

PASSENGER CAR

LIGHT TRUCK

MUFFLER SPECS.

OPTIONAL MUFFLERS

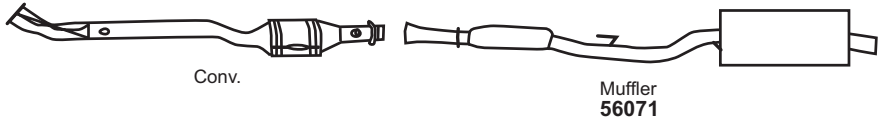
CONVERTER SPECS.

ACCESSORIES

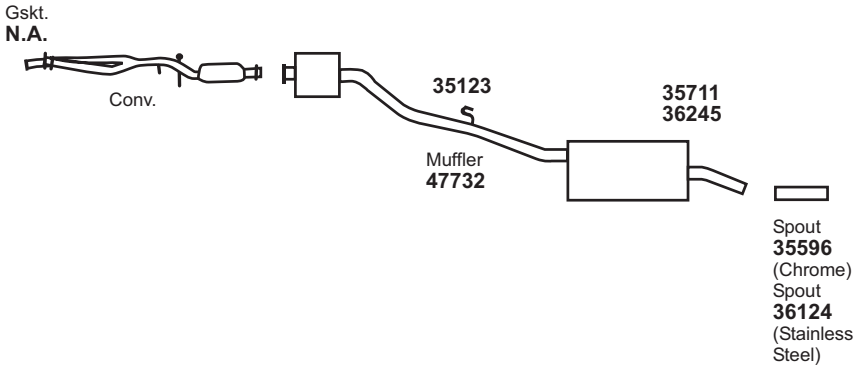
FOOTNOTES

# BMW 318

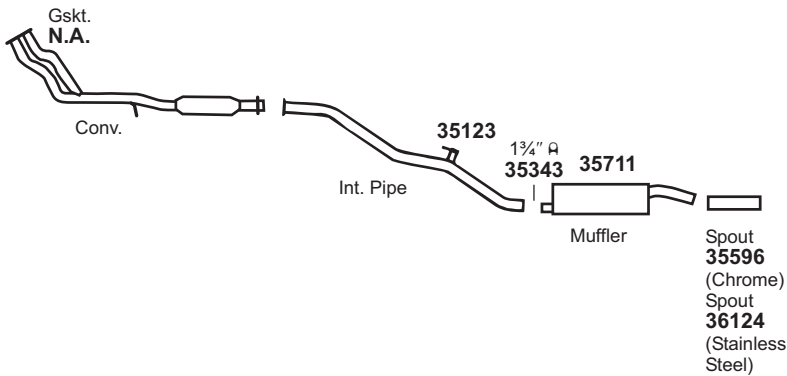
(10069) 1995 4 CYL. 318TI w/1.8L ENG.



(10070) 1992-91 4 CYL. 318i, 318ic, 318is w/1.8L ENG.

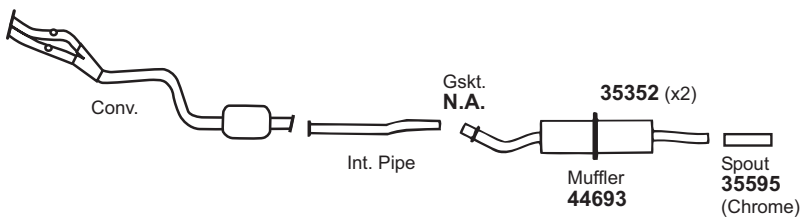


(10071) 1985-84 4 CYL. 318i w/1.8L ENG.



# BMW 320

(10072) 1983-80 4 CYL. 320i w/1.8L ENG. w/CONVERTER



**NOTE: Reuse existing shields. If not reuseable, O.E. parts are required.**

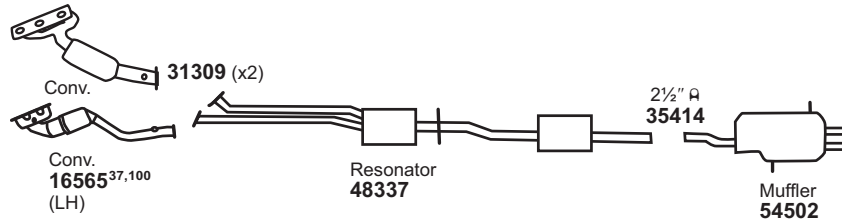
**For 44693: Univ. SoundFX 17816#**

35123 Hngr. 	35352 Insl. 	35711 Insl. 	36245 Brkt. 												
--------------------	--------------------	--------------------	--------------------	--	--	--	--	--	--	--	--	--	--	--	--

**NOT LEGAL FOR SALE IN STATE OF CALIFORNIA  
IN NEW YORK STATE, CONVERTERS LISTED ARE LEGAL FOR FEDERAL/EPA EMISSION VEHICLES ONLY**

# BMW 323

(10073) 2000 6 CYL. 323ci COUPE w/2.5L ENG.  
 2000-99 6 CYL. 323i w/2.5L ENG.

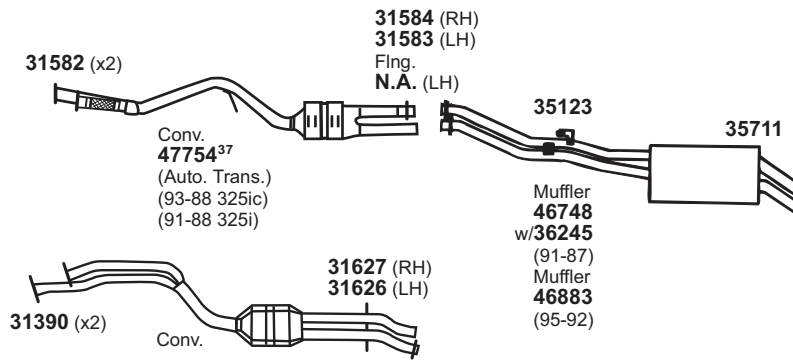


GENERAL INFORMATION

PASSENGER CAR

# BMW 325

(10074) 1995-87 6 CYL. 325i, is w/2.5L ENG.  
 1991-88 6 CYL. 325ix w/2.5L ENG.



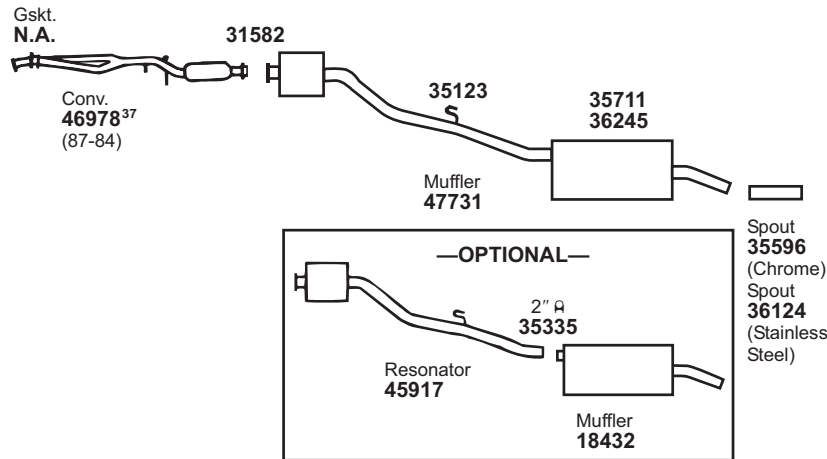
For 47754: Univ. Conv. 15020#

LIGHT TRUCK

MUFFLER SPECS.

OPTIONAL MUFFLERS

(10075) 1989-84 6 CYL. 325, 325E, 325ES w/2.7L ENG.



For 18432: Univ. SoundFX 17820#

Super Turbo 17730#

CONVERTER SPECS.

ACCESSORIES

FOOTNOTES

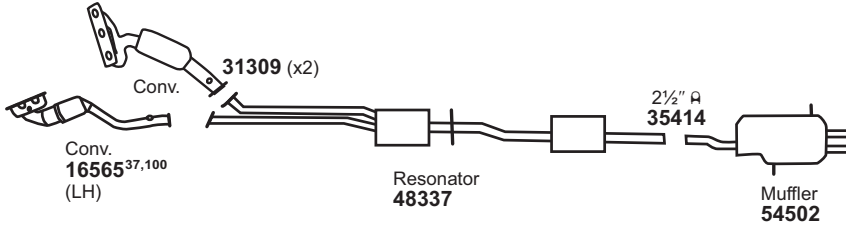
31309 Gskt.	31390 Gskt.	31582 Gskt.	31583 Gskt.	31584 Gskt.	31626 Gskt.	31627 Gskt.	35123 Hngr.	35711 Insl.	36245 Brkt.						

NOT LEGAL FOR SALE IN STATE OF CALIFORNIA  
 IN NEW YORK STATE, CONVERTERS LISTED ARE LEGAL FOR FEDERAL/EPA EMISSION VEHICLES ONLY

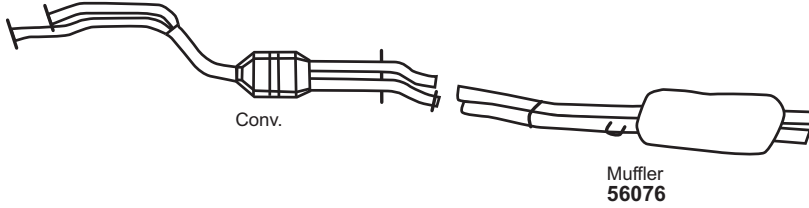
# Modifications and/or additional parts required.  
 37 Fits All Emissions Vehicles.

# BMW 328

(10076) 2000 6 CYL. 328ci w/2.8L ENG.  
 2000-99 6 CYL. 328i w/2.8L ENG.

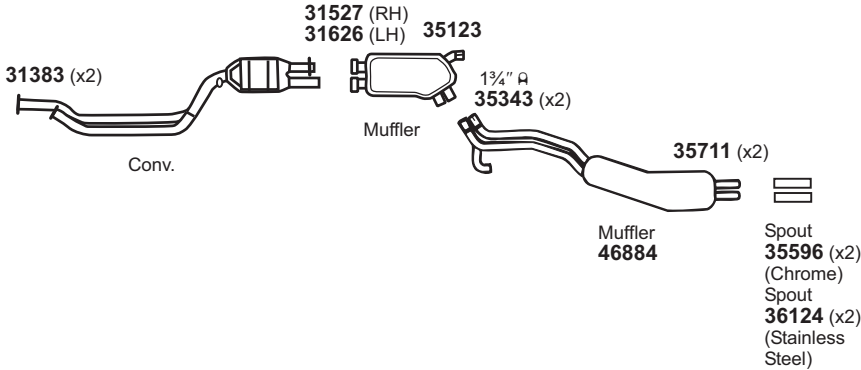


(10077) 1998-96 6 CYL. 328i, 328ic, 328is w/2.8L ENG.

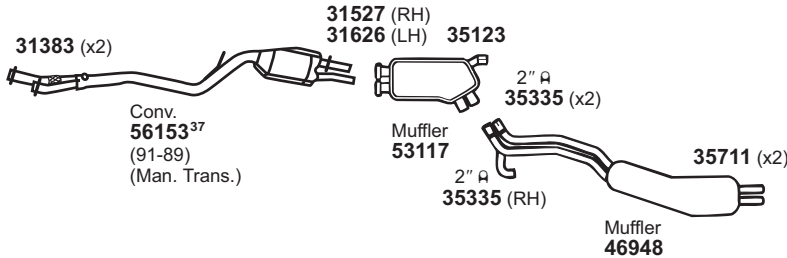


# BMW 525

(10078) 1993-92 6 CYL. 525i w/2.5L, 24-VALVE ENG., AUTOMATIC TRANS.  
 1995-93 6 CYL. 525i STATION WAGON w/2.5L ENG.



(10079) 1991-89 6 CYL. 525i w/2.5L ENG.



For 56153: Univ. Conv. 15021#

31309 Gskt.	31383 Gskt.	31527 Gskt.	31626 Gskt.	35123 Hngr.	35711 Insl.										

NOT LEGAL FOR SALE IN STATE OF CALIFORNIA  
 IN NEW YORK STATE, CONVERTERS LISTED ARE LEGAL FOR FEDERAL/EPA EMISSION VEHICLES ONLY

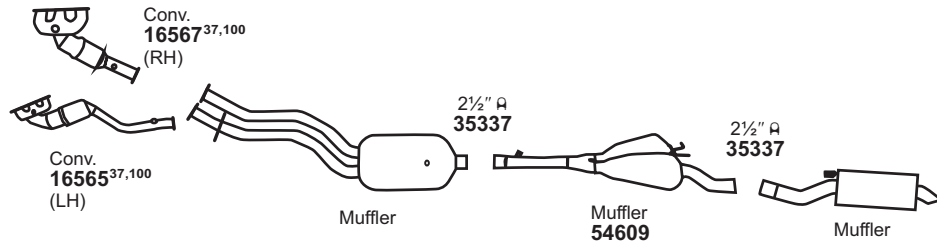
46 # Modifications and/or additional parts required.  
 37 Fits All Emissions Vehicles.

100 Ultra Converter.

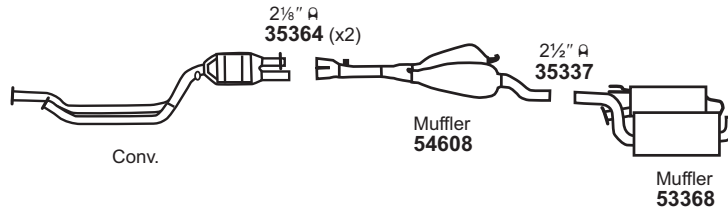


# BMW 528

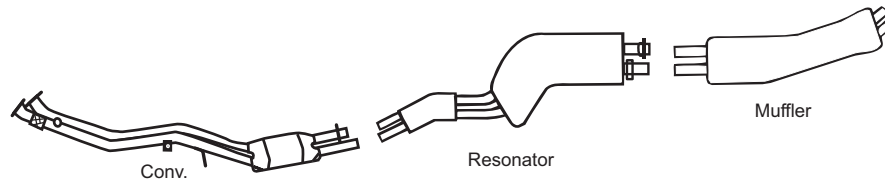
(10080) 2000-99 6 CYL. 528i, 528it w/2.8L



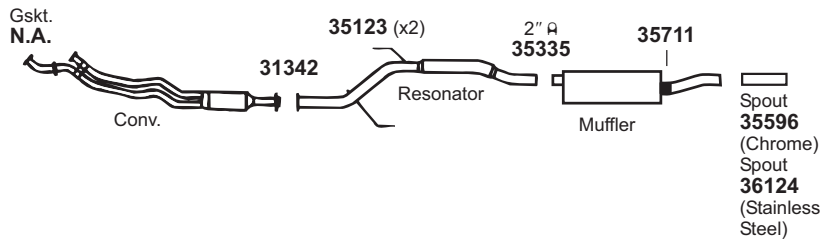
(10081) 1998-97 6 CYL. 528i w/2.8L ENG.



(10082) 1988-87 6 CYL. 528e w/2.7L ENG. (AFTER 3-87)

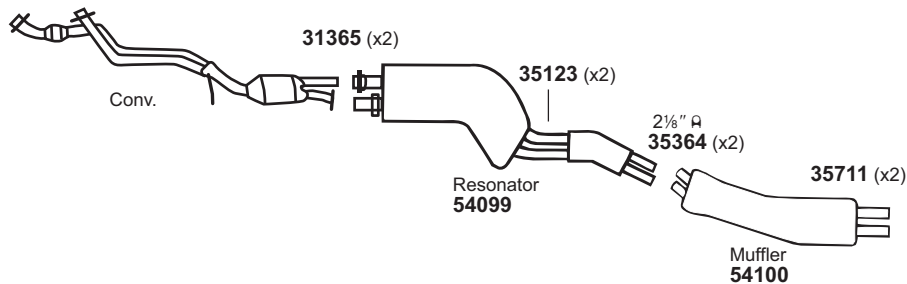


(10083) 1987-82 6 CYL. 528e w/2.7L ENG. (BEFORE 3-87)



# BMW 535

(10084) 1993-89 6 CYL. 535i w/3.5L ENG.



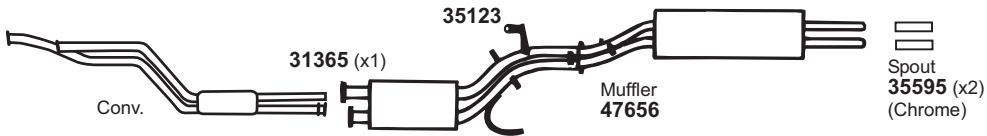
31342 Gskt.	31365 Gskt.	35123 Hngr.	35711 Insl.										

NOT LEGAL FOR SALE IN STATE OF CALIFORNIA  
IN NEW YORK STATE, CONVERTERS LISTED ARE LEGAL FOR FEDERAL/EPA EMISSION VEHICLES ONLY

- GENERAL INFORMATION
- PASSENGER CAR
- LIGHT TRUCK
- MUFFLER SPECS.
- OPTIONAL MUFFLERS
- CONVERTER SPECS.
- ACCESSORIES
- FOOTNOTES

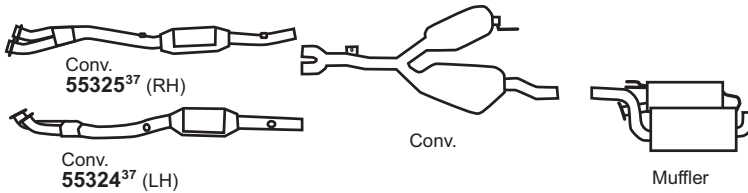
# BMW 535

(10085) 1988-85 6 CYL. 535i w/3.5L ENG.



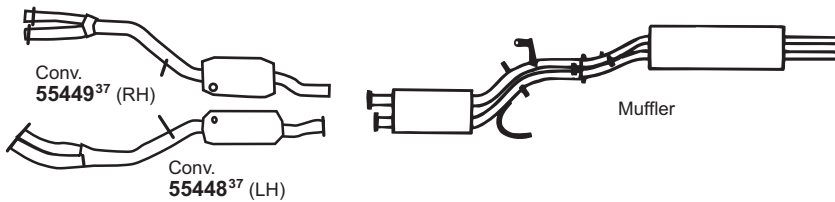
# BMW 540

(10086) 1998-97 V8 CYL. 540i w/4.4L



For 55324: Univ. Conv. 93236#  
For 55325: Univ. Conv. 93236#

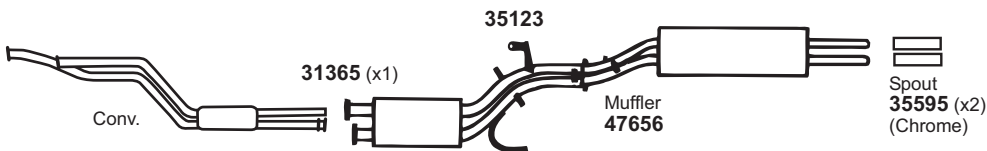
(10087) 1995-94 8 CYL. 540i w/4.0L ENG.





For 55448: Univ. Conv. 15196#  
For 55449: Univ. Conv. 15196#

# BMW 635

(10088) 1987-85 6 CYL. 635csi w/3.4L ENG. (BUILT BEFORE 9-87)

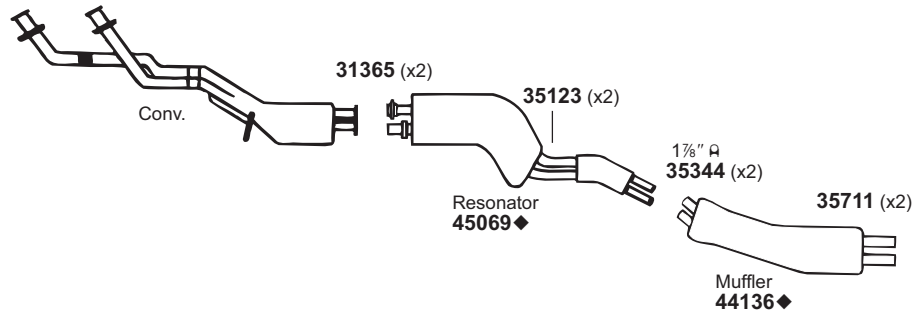


31365 Gskt. 	35123 Hngr. 																		
---	---	--	--	--	--	--	--	--	--	--	--	--	--	--	--	--	--	--	--

NOT LEGAL FOR SALE IN STATE OF CALIFORNIA  
IN NEW YORK STATE, CONVERTERS LISTED ARE LEGAL FOR FEDERAL/EPA EMISSION VEHICLES ONLY

# BMW 735

(10089) 1992-88 6 CYL. 735i w/3.5L ENG.

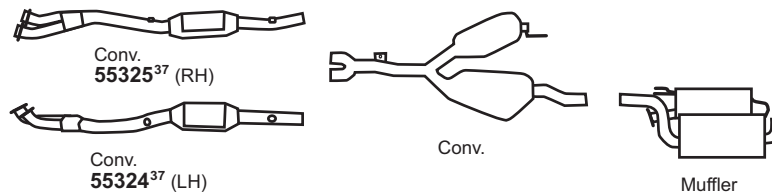


GENERAL INFORMATION

PASSENGER CAR

# BMW 740

(10090) 1998-96 V8 CYL. 740i, 740iL w/4.4L ENG.

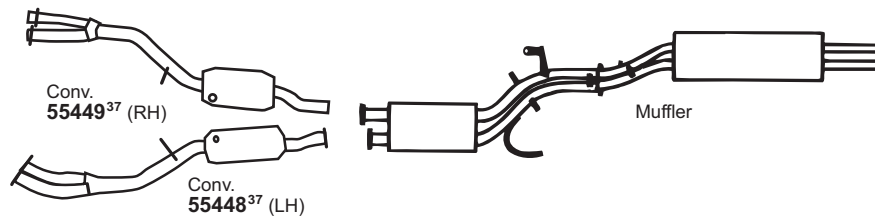


For 55324: Univ. Conv. 93236#  
For 55325: Univ. Conv. 93236#

LIGHT TRUCK

MUFFLER SPECS.

(10091) 1994-93 8 CYL. 740i, 740iL w/4.0L ENG.



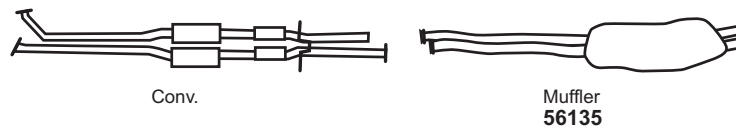
For 55448: Univ. Conv. 15196#  
For 55449: Univ. Conv. 15196#

OPTIONAL MUFFLERS

CONVERTER SPECS.

# BMW M3

(10092) 1999-96 6 CYL. M3 w/3.2L



ACCESSORIES

FOOTNOTES

# BMW X5 (See Truck Section)

31365 Gskt.	35123 Hngr.	35711 Insl.													

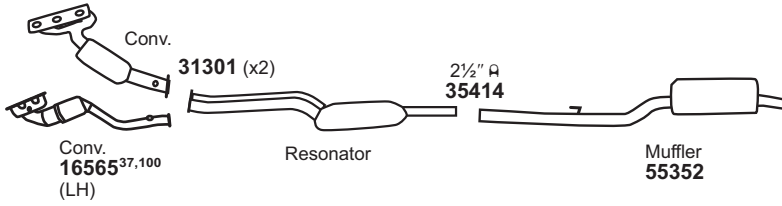
NOT LEGAL FOR SALE IN STATE OF CALIFORNIA  
IN NEW YORK STATE, CONVERTERS LISTED ARE LEGAL FOR FEDERAL/EPA EMISSION VEHICLES ONLY

◆ If welded assembly, replace all required parts.  
# Modifications and/or additional parts required.

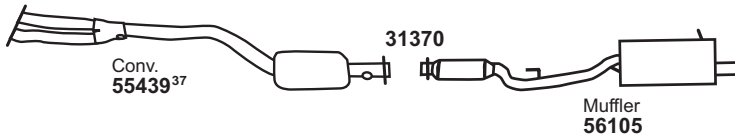
37 Fits All Emissions Vehicles.

# BMW Z3

(10093) 2000-99 6 CYL. Z3 w/2.5L, 2.8L ENG.

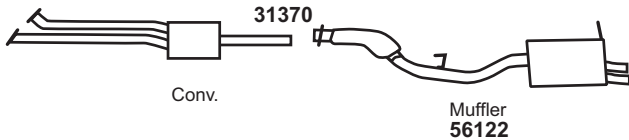


(10094) 1998-96 4 CYL. Z3 w/1.9L ENG.



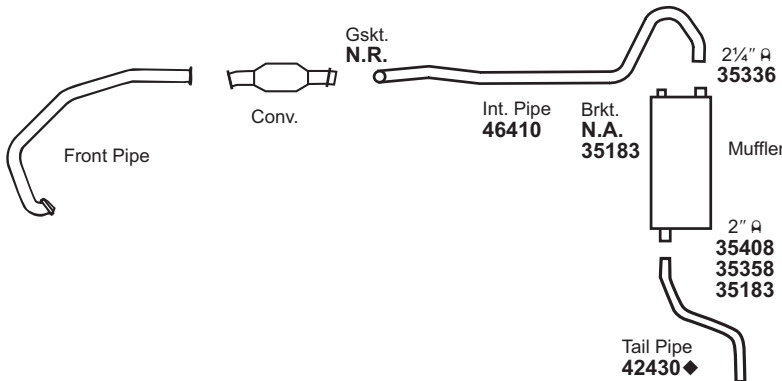
For 55439: Univ. Conv. 93237#

(10095) 1998-97 6 CYL. Z3 w/2.8L ENG.



# BUICK Apollo

(10096) 1975 6 CYL. APOLLO w/4.1L (250 C.I.D.) ENG.



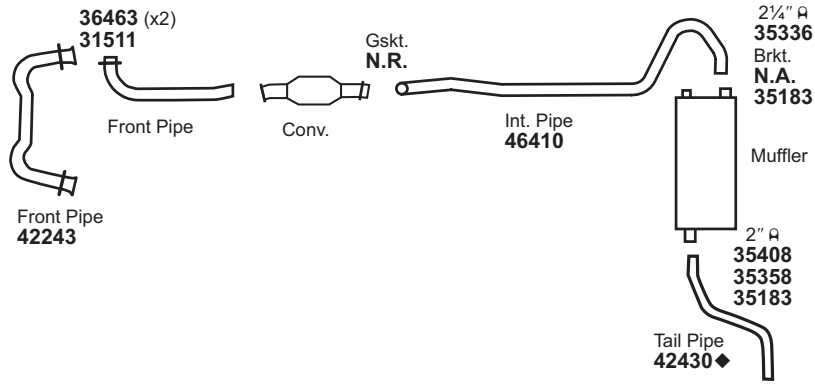
31301 Gskt.	31370 Gskt.	35183 Insl.	35358 Brkt.																

NOT LEGAL FOR SALE IN STATE OF CALIFORNIA  
IN NEW YORK STATE, CONVERTERS LISTED ARE LEGAL FOR FEDERAL/EPA EMISSION VEHICLES ONLY

50 ♦ If welded assembly, replace all required parts. # Modifications and/or additional parts required. 37 Fits All Emissions Vehicles. 100 Ultra Converter.

# BUICK Apollo

(10097) 1975 8 CYL. APOLLO w/4.3L (260 C.I.D.) ENG.

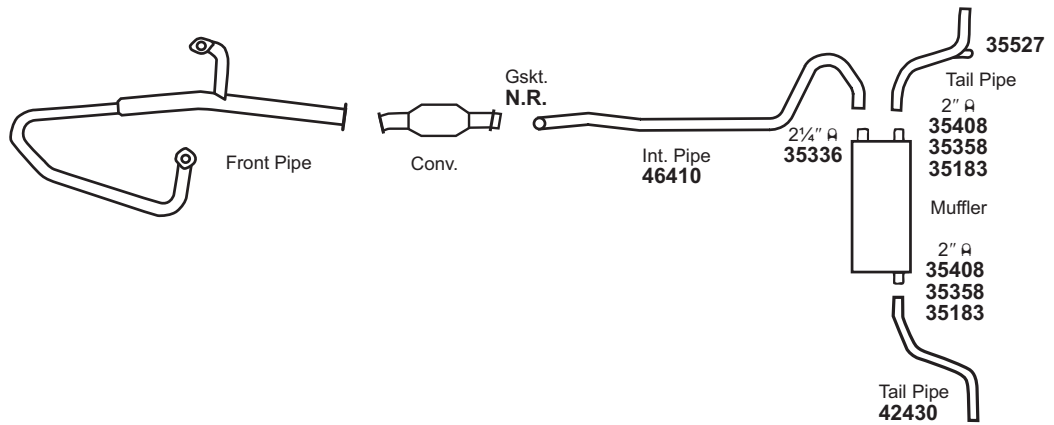


GENERAL INFORMATION

PASSENGER CAR

LIGHT TRUCK

(10098) 1975 8 CYL. APOLLO w/5.7L (350 C.I.D.) ENG.



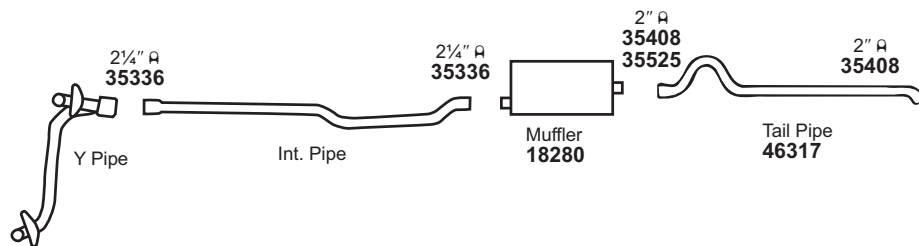
MUFFLER SPECS.

OPTIONAL MUFFLERS

CONVERTER SPECS.

# BUICK Centurion

(10099) 1973 8 CYL. CENTURION w/5.7L (350 C.I.D.) ENG. (EXC. MODELS w/3.42 AXLE RATIO)



For 18280: Tru-Fit 18111

Univ. SoundFX 17800

Super Turbo 17747#

ACCESSORIES

FOOTNOTES

31511 Gskt.	35183 Insl.	35358 Brkt.	35525 Hngr.	35527 Hngr.	36463 Sprgs.										

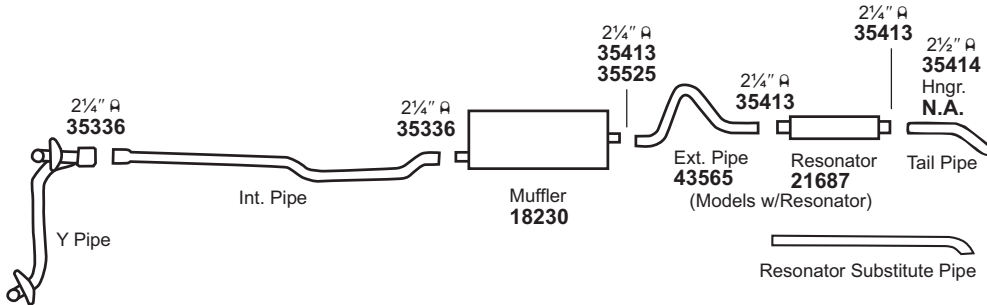
NOT LEGAL FOR SALE IN STATE OF CALIFORNIA  
IN NEW YORK STATE, CONVERTERS LISTED ARE LEGAL FOR FEDERAL/EPA EMISSION VEHICLES ONLY

◆ If welded assembly, replace all required parts.

# Modifications and/or additional parts required.

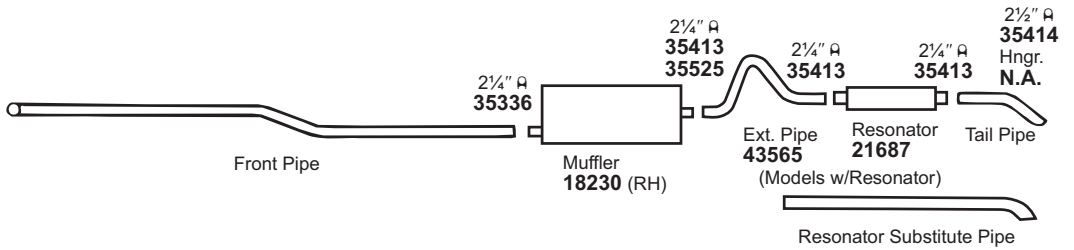
# BUICK Centurion

(10100) 1973 8 CYL. CENTURION w/5.7L (350 C.I.D.) ENG. (MODELS w/3.42 AXLE RATIO)

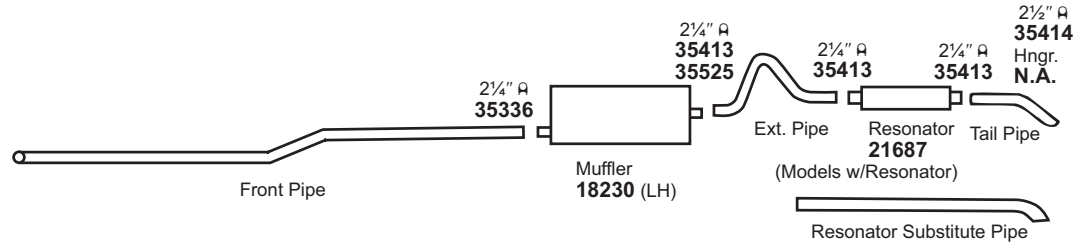


For 18230: Tru-Fit 18113      Univ. SoundFX 17808      Super Turbo 17747#  
 For 21687: Univ. SoundFX 17812#

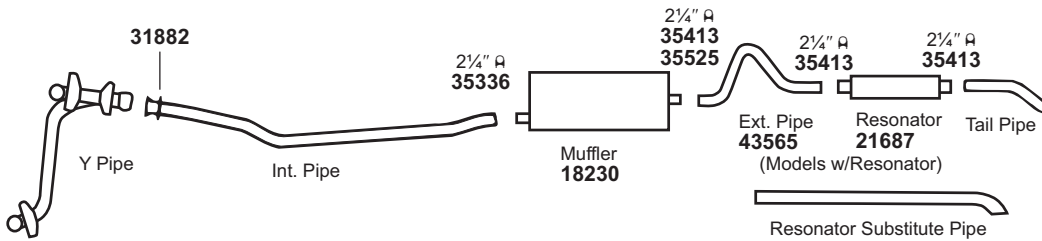
(10101) 1973 8 CYL. CENTURION w/7.5L (455 C.I.D.) ENG., DUAL EXHAUST



For 18230: Tru-Fit 18113      Univ. SoundFX 17808      Super Turbo 17747#  
 For 21687: Univ. SoundFX 17812#



(10102) 1973 8 CYL. CENTURION w/7.5L (455 C.I.D.) ENG., SINGLE EXHAUST



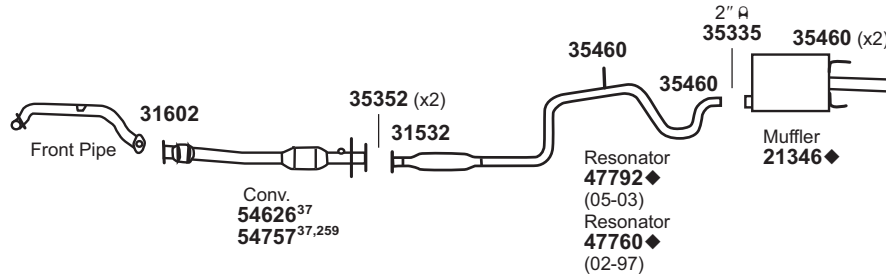
For 18230: Tru-Fit 18113      Univ. SoundFX 17808      Super Turbo 17747#  
 For 21687: Univ. SoundFX 17812#

31882 Fling. 	35525 Hngr. 												
--	---	--	--	--	--	--	--	--	--	--	--	--	--

NOT LEGAL FOR SALE IN STATE OF CALIFORNIA  
 IN NEW YORK STATE, CONVERTERS LISTED ARE LEGAL FOR FEDERAL/EPA EMISSION VEHICLES ONLY

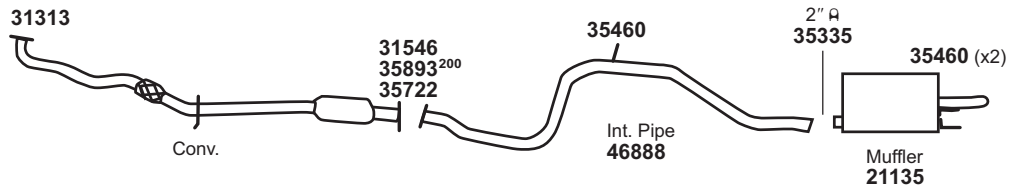
# BUICK Century

(10103) 2005-97 6 CYL. CENTURY w/3.1L ENG.



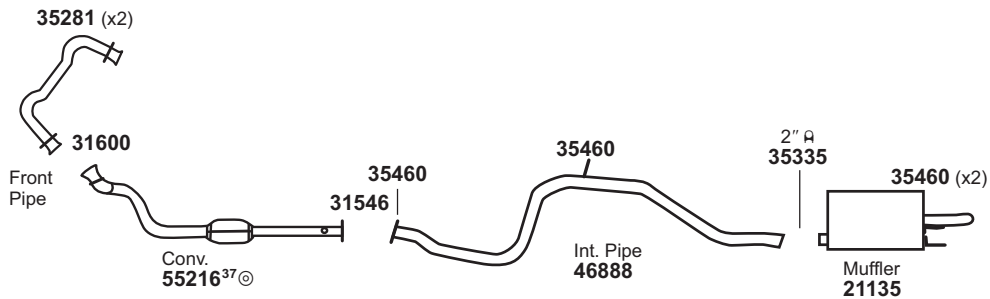
For 21346: SoundFX 18895 Tru-Fit 18102#  
 For 54626: Univ. Conv. 93252#

(10104) 1996 4 CYL. CENTURY SEDAN w/2.2L ENG.



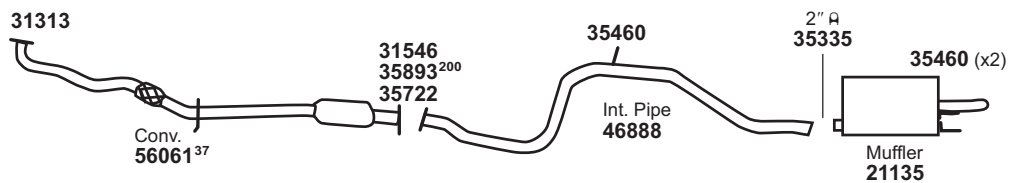
For 21135: SoundFX 18447

(10105) 1996 6 CYL. CENTURY SEDAN w/3.1L ENG.



For 21135: SoundFX 18447  
 For 55216: Univ. Conv. 93252#

(10106) 1995-94 4 CYL. CENTURY SEDAN w/2.2L ENG.



For 21135: SoundFX 18447  
 For 56061: Univ. Conv. 15037#

31313 Gskt.	31532 Gskt.	31546 Gskt.	31600 Gskt.	31602 Gskt.	35281 Spring	35352 Insl.	35460 Insl.	35722 Hngr.	35893 Brkt.						

NOT LEGAL FOR SALE IN STATE OF CALIFORNIA  
 IN NEW YORK STATE, CONVERTERS LISTED ARE LEGAL FOR FEDERAL/EPA EMISSION VEHICLES ONLY

- ◆ If welded assembly, replace all required parts.
- ◎ Air Gap Pipe. Appearance may be different than O.E. Pipe. Air space between Pipes acts as a Heat Insulator.
- # Modifications and/or additional parts required.
- 37 Fits All Emissions Vehicles.
- 200 Reuse O.E. Bracket.
- 259 Optional Part Number - Extra Precious Metal Loading.

GENERAL INFORMATION

PASSENGER CAR

LIGHT TRUCK

MUFFLER SPECS.

OPTIONAL MUFFLERS

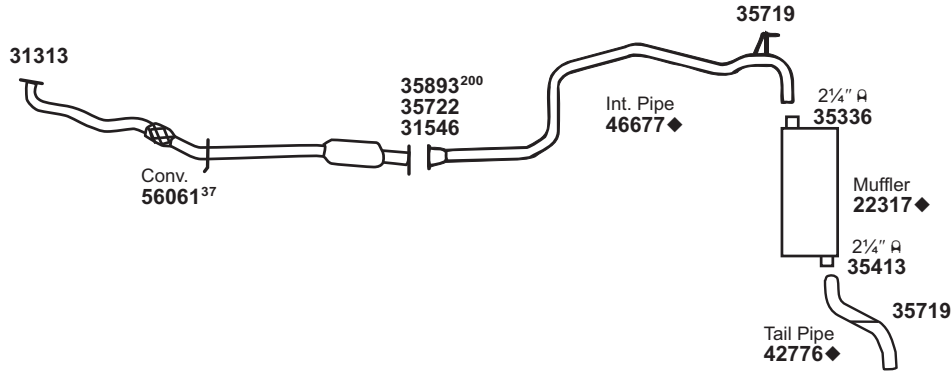
CONVERTER SPECS.

ACCESSORIES

FOOTNOTES

# BUICK Century

(10107) 1995-93 4 CYL. CENTURY STATION WAGON w/2.2L ENG.

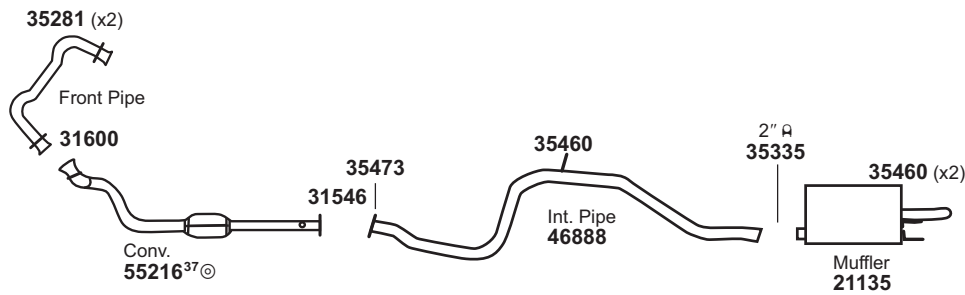


For 22317: SoundFX 18235  
Super Turbo 17732#  
For 56061: Univ. Conv. 15037#

Tru-Fit 18141

Univ. SoundFX 17843

(10108) 1995-94 6 CYL. CENTURY SEDAN w/3.1L ENG.



For 21135: SoundFX 18447  
For 55216: Univ. Conv. 93252#

31313 Gskt.	31546 Gskt.	31600 Gskt.	35281 Spring	35460 Insl.	35473 Insl.	35719 Insl.	35722 Hngr.	35893 Brkt.						

NOT LEGAL FOR SALE IN STATE OF CALIFORNIA  
IN NEW YORK STATE, CONVERTERS LISTED ARE LEGAL FOR FEDERAL/EPA EMISSION VEHICLES ONLY

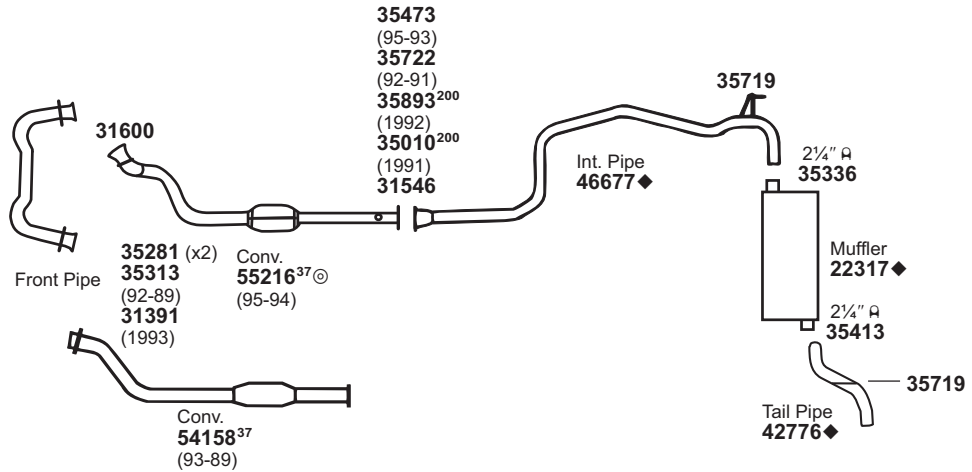
◆ If welded assembly, replace all required parts.  
⊙ Air Gap Pipe. Appearance may be different than O.E. Pipe. Air space between Pipes acts as a Heat Insulator.

# Modifications and/or additional parts required.  
37 Fits All Emissions Vehicles.  
200 Reuse O.E. Bracket.



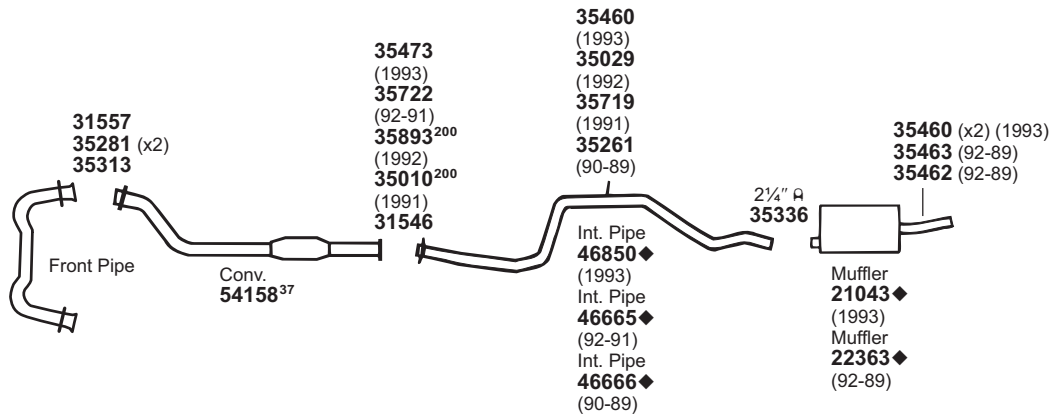
# BUICK Century

(10109) 1995-94 V6 CYL. CENTURY STATION WAGON w/3.1L ENG.  
 1993-89 V6 CYL. CENTURY STATION WAGON w/3.3L ENG.



For 22317: SoundFX 18235 Tru-Fit 18141 Univ. SoundFX 17843  
 Super Turbo 17732#  
 For 54158: Univ. Conv. 15037#  
 For 55216: Univ. Conv. 93252#

(10110) 1993-89 V6 CYL. CENTURY w/3.3L ENG. (EXC. STATION WAGON)



For 21043: SoundFX 18215 Super Turbo 17732#  
 For 22363: SoundFX 18201 Tru-Fit 18107<sup>502</sup> Univ. SoundFX 17860#  
 Super Turbo 17731#  
 Ultra Flo SS 17282#  
 For 54158: Univ. Conv. 15037#

31391 Gskt.	31546 Gskt.	31557 Gskt.	31600 Gskt.	35010 Brkt.	35029 Insl.	35261 Insl.	35281 Spring	35313 Bolt Kit	35460 Insl.	35462 Insl.	35463 Brkt.	35473 Insl.	35719 Insl.

NOT LEGAL FOR SALE IN STATE OF CALIFORNIA  
 IN NEW YORK STATE, CONVERTERS LISTED ARE LEGAL FOR FEDERAL/EPA EMISSION VEHICLES ONLY

- ◆ If welded assembly, replace all required parts.
- ◎ Air Gap Pipe. Appearance may be different than O.E. Pipe. Air space between Pipes acts as a Heat Insulator.
- # Modifications and/or additional parts required.
- 37 Fits All Emissions Vehicles.
- 200 Reuse O.E. Bracket.
- 502 Requires Bracket, (2) 35408 Clamps & 41740 Spout.

GENERAL INFORMATION

PASSENGER CAR

LIGHT TRUCK

MUFFLER SPECS.

OPTIONAL MUFFLERS

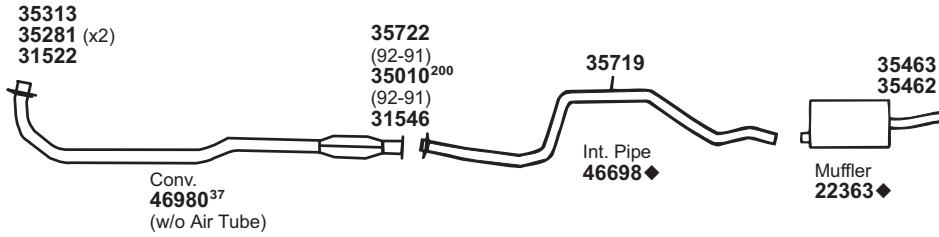
CONVERTER SPECS.

ACCESSORIES

FOOTNOTES

# BUICK Century

(10111) 1992-88 4 CYL. CENTURY w/2.5L ENG. (EXC. STATION WAGON)

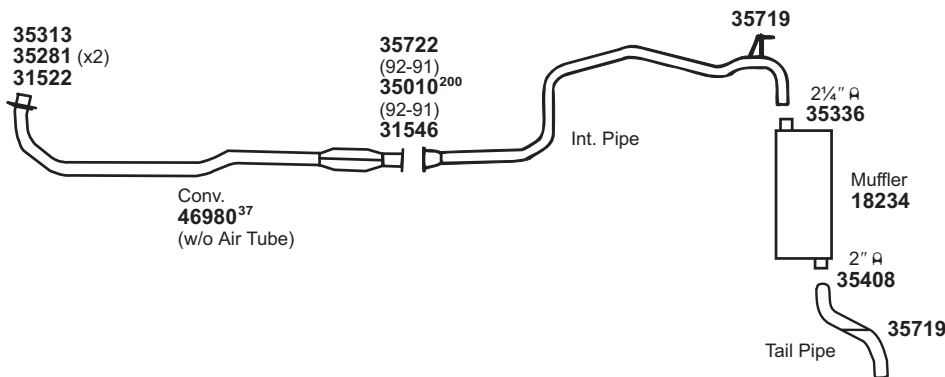


For 22363: SoundFX 18201  
Super Turbo 17731#  
For 46980: Univ. Conv. 15036#

Tru-Fit 18107<sup>502</sup>  
Ultra Flo SS 17282#

Univ. SoundFX 17860#

(10112) 1992-88 4 CYL. CENTURY STATION WAGON w/2.5L ENG.

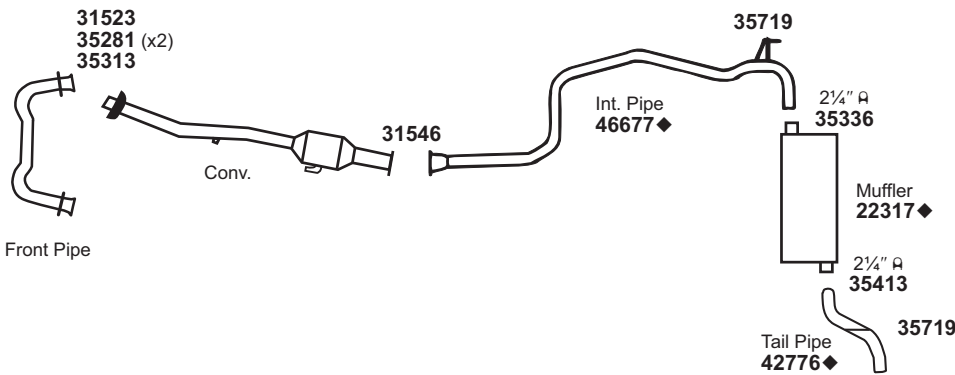


For 18234: Tru-Fit 18172  
For 46980: Univ. Conv. 15036#

Univ. SoundFX 17846

Super Turbo 17732#

(10113) 1988-87 V6 CYL. CENTURY STATION WAGON w/2.8L, F.I. ENG. CODE W



For 22317: SoundFX 18235  
Super Turbo 17732#

Tru-Fit 18141

Univ. SoundFX 17843

31522 Gskt.	31523 Gskt.	31546 Gskt.	35010 Brkt.	35281 Spring	35313 Bolt Kit	35462 Insl.	35463 Brkt.	35719 Insl.	35722 Hngr.				

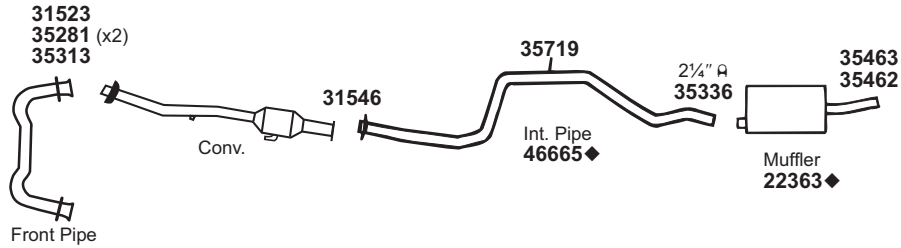
NOT LEGAL FOR SALE IN STATE OF CALIFORNIA  
IN NEW YORK STATE, CONVERTERS LISTED ARE LEGAL FOR FEDERAL/EPA EMISSION VEHICLES ONLY

◆ If welded assembly, replace all required parts.  
# Modifications and/or additional parts required.  
37 Fits All Emissions Vehicles.

200 Reuse O.E. Bracket.  
502 Requires Bracket, (2) 35408 Clamps & 41740 Spout.

# BUICK Century

## (10114) 1988-87 V6 CYL. CENTURY w/2.8L W ENG. (EXC. STATION WAGON)

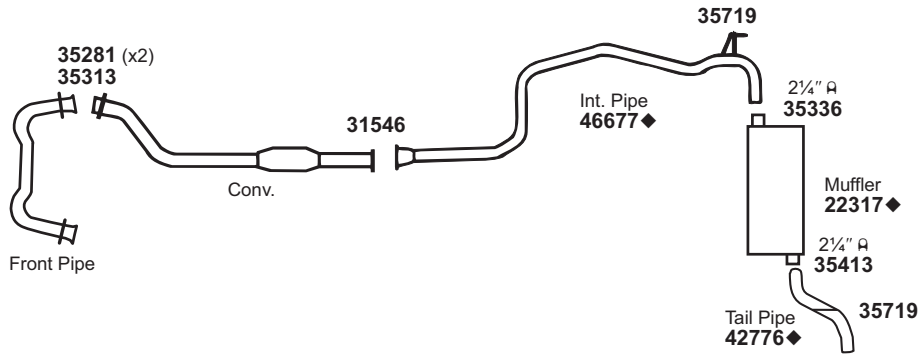


For 22363: SoundFX 18201  
Super Turbo 17731#

Tru-Fit 18107<sup>502</sup>  
Ultra Flo SS 17282#

Univ. SoundFX 17860#

## (10115) 1988-86 V6 CYL. CENTURY STATION WAGON w/3.8L ENG.

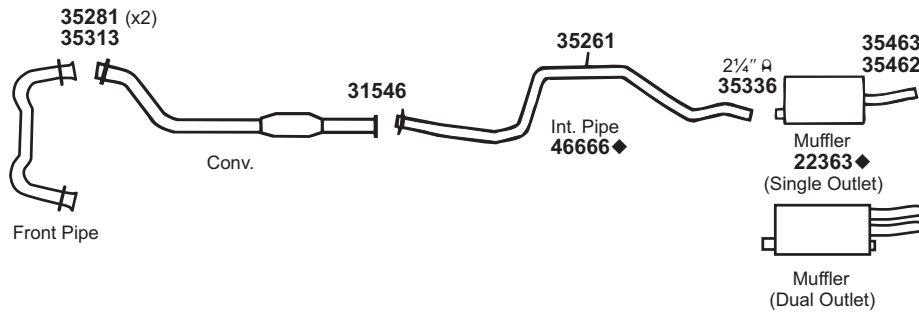


For 22317: SoundFX 18235  
Super Turbo 17732#

Tru-Fit 18141

Univ. SoundFX 17843

## (10116) 1988-86 V6 CYL. CENTURY w/3.8L ENG. (EXC. STATION WAGON)



For 22363: SoundFX 18201  
Super Turbo 17731#

Tru-Fit 18107<sup>502</sup>  
Ultra Flo SS 17282#

Univ. SoundFX 17860#

31523 Gskt.	31546 Gskt.	35261 Insl.	35281 Spring	35313 Bolt Kit	35462 Insl.	35463 Brkt.	35719 Insl.						

NOT LEGAL FOR SALE IN STATE OF CALIFORNIA  
IN NEW YORK STATE, CONVERTERS LISTED ARE LEGAL FOR FEDERAL/EPA EMISSION VEHICLES ONLY

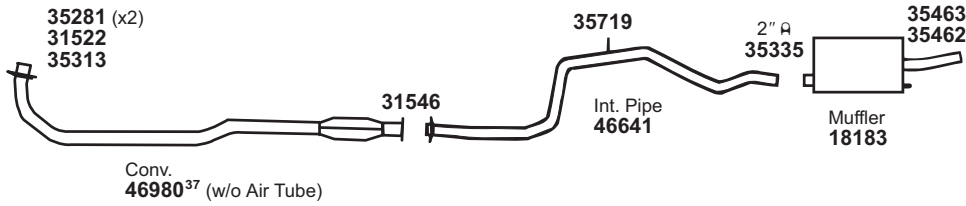
◆ If welded assembly, replace all required parts.  
# Modifications and/or additional parts required.

502 Requires Bracket, (2) 35408 Clamps & 41740 Spout.

- GENERAL INFORMATION
- PASSENGER CAR
- LIGHT TRUCK
- MUFFLER SPECS.
- OPTIONAL MUFFLERS
- CONVERTER SPECS.
- ACCESSORIES
- FOOTNOTES

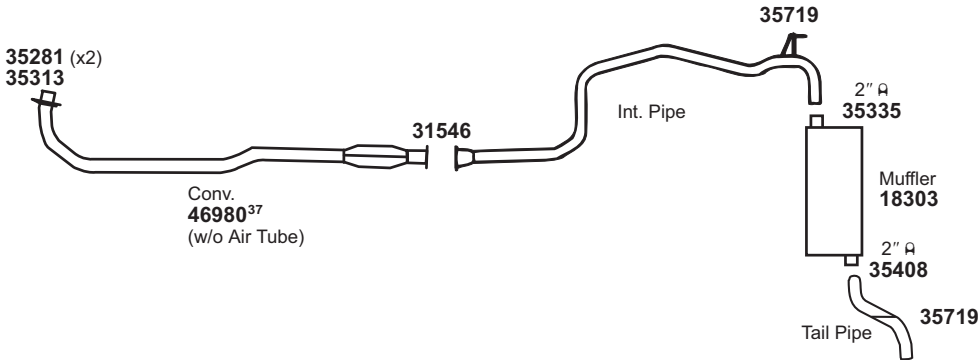
# BUICK Century

**(10117) 1987-86 4 CYL. CENTURY w/2.5L ENG. (EXC. STATION WAGON)**



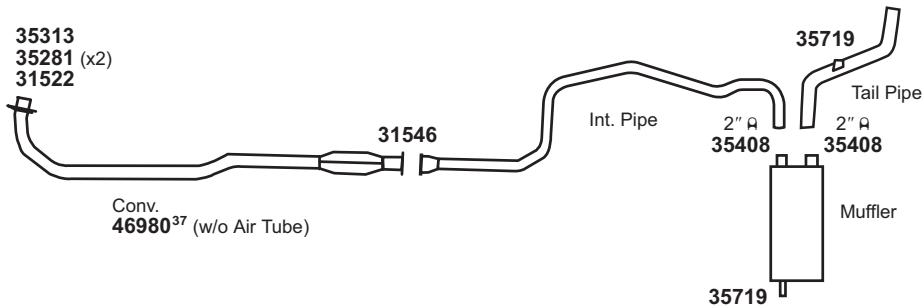
For 18183: Tru-Fit 18125<sup>520</sup>      Univ. SoundFX 17860#      Super Turbo 17730#  
 For 46980: Univ. Conv. 15036#

**(10118) 1987 4 CYL. CENTURY STATION WAGON w/2.5L ENG.**



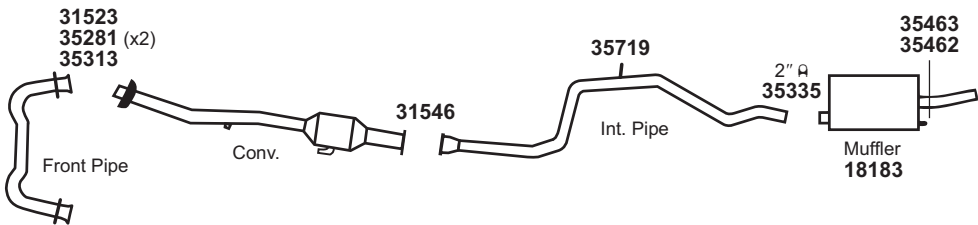
For 18303: Tru-Fit 18105      Univ. SoundFX 17877      Super Turbo 17736#  
 For 46980: Univ. Conv. 15036#

**(10119) 1986 4 CYL. CENTURY STATION WAGON w/2.5L ENG.**



For 46980: Univ. Conv. 15036#

**(10120) 1986 V6 CYL. CENTURY w/2.8L., 2BBL ENG. CODE X (EXC. STATION WAGON)**



For 18183: Tru-Fit 18125<sup>520</sup>      Univ. SoundFX 17860#      Super Turbo 17730#

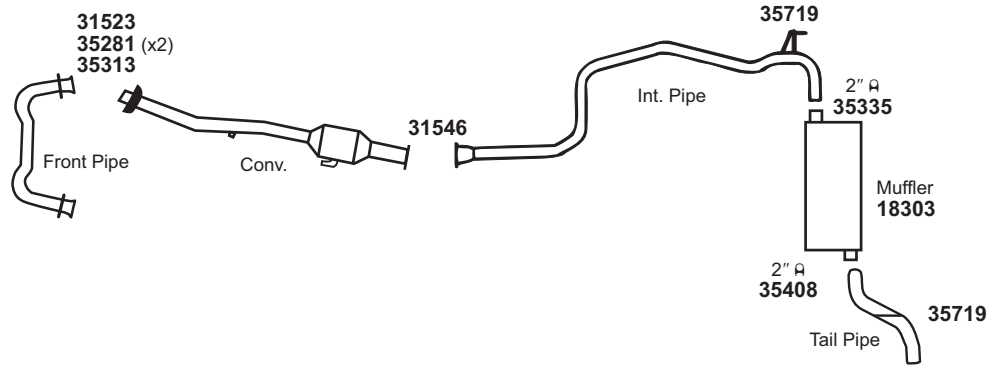
31522 Gskt.	31523 Gskt.	31546 Gskt.	35281 Spring	35313 Bolt Kit	35462 Insl.	35463 Brkt.	35719 Insl.								

NOT LEGAL FOR SALE IN STATE OF CALIFORNIA  
 IN NEW YORK STATE, CONVERTERS LISTED ARE LEGAL FOR FEDERAL/EPA EMISSION VEHICLES ONLY

58 # Modifications and/or additional parts required.      520 Requires 41736 Spout & (1) Extra 35408 (2") Clamp.  
 37 Fits All Emissions Vehicles.

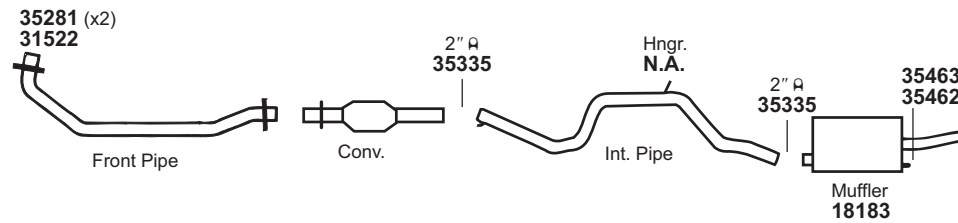
# BUICK Century

(10121) 1986 V6 CYL. CENTURY STATION WAGON w/2.8L., 2BBL ENG. CODE X



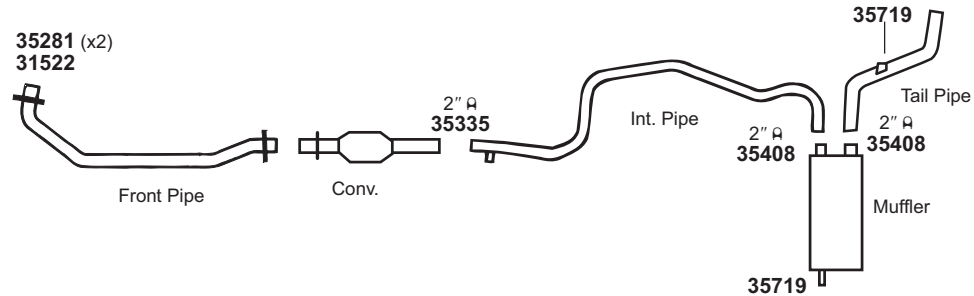
For 18303: Tru-Fit 18105 Univ. SoundFX 17877 Super Turbo 17736#

(10122) 1985-82 4 CYL. CENTURY w/2.5L ENG. (EXC. STATION WAGON), F.W.D.

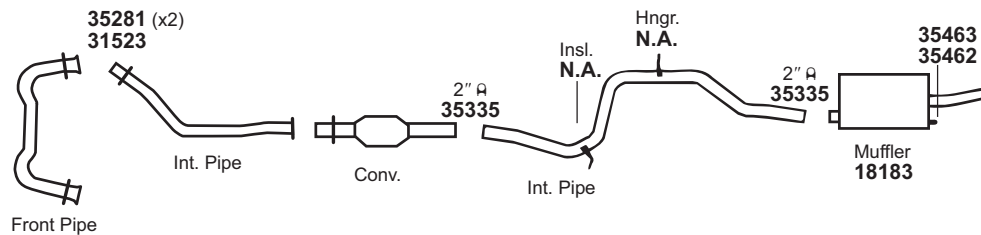


For 18183: Tru-Fit 18125<sup>520</sup> Univ. SoundFX 17860# Super Turbo 17730#

(10123) 1985-84 4 CYL. CENTURY STATION WAGON w/2.5L ENG.



(10124) 1985-82 V6 CYL. CENTURY w/2.8L, 3.0L ENG. (EXC. STATION WAGON), F.W.D.



For 18183: Tru-Fit 18125<sup>520</sup> Univ. SoundFX 17860# Super Turbo 17730#

31522 Gskt.	31523 Gskt.	31546 Gskt.	35281 Spring	35313 Bolt Kit	35462 Insl.	35463 Brkt.	35719 Insl.								

NOT LEGAL FOR SALE IN STATE OF CALIFORNIA  
IN NEW YORK STATE, CONVERTERS LISTED ARE LEGAL FOR FEDERAL/EPA EMISSION VEHICLES ONLY

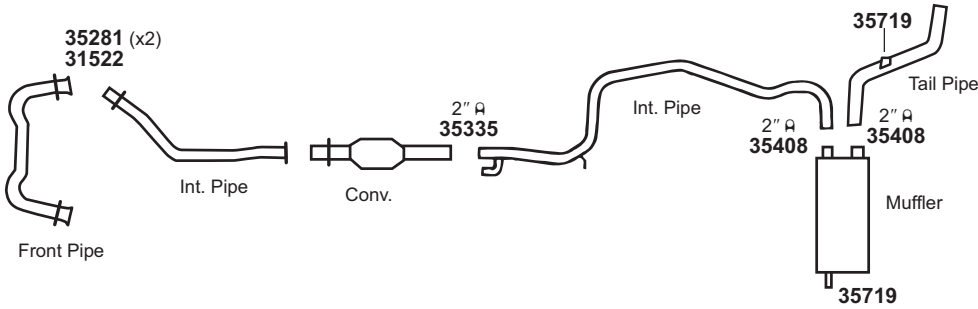
# Modifications and/or additional parts required.

520 Requires 41736 Spout & (1) Extra 35408 (2") Clamp.

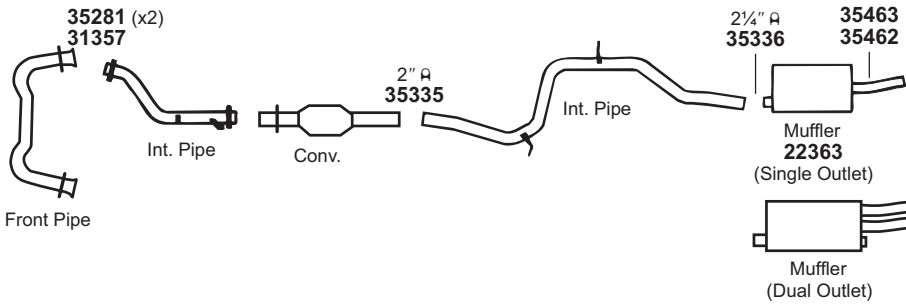
- GENERAL INFORMATION
- PASSENGER CAR
- LIGHT TRUCK
- MUFFLER SPECS.
- OPTIONAL MUFFLERS
- CONVERTER SPECS.
- ACCESSORIES
- FOOTNOTES

# BUICK Century

(10125) 1985-84 V6 CYL. CENTURY STATION WAGON w/2.8L, 3.0L ENG.



(10126) 1985-84 V6 CYL. CENTURY w/3.8L ENG. (EXC. STATION WAGON)

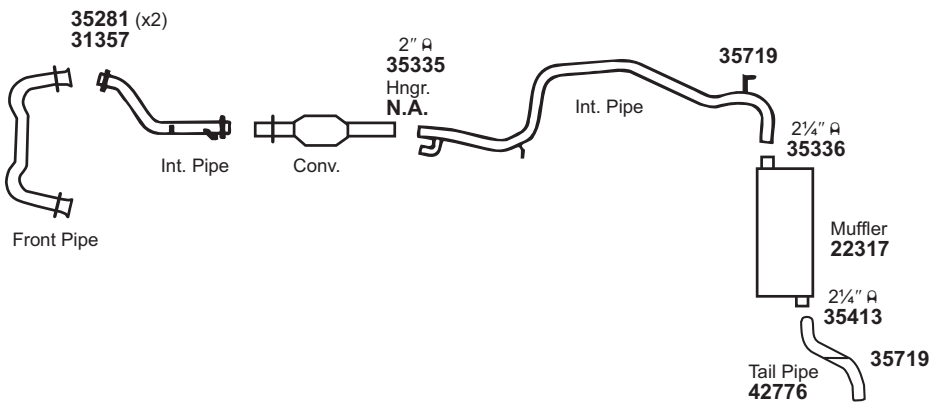


For 22363: SoundFX 18201  
Super Turbo 17731#

Tru-Fit 18107<sup>502</sup>  
Ultra Flo SS 17282#

Univ. SoundFX 17860#

(10127) 1985-84 V6 CYL. CENTURY STATION WAGON w/3.8L ENG.



For 22317: SoundFX 18235  
Super Turbo 17732#

Tru-Fit 18141

Univ. SoundFX 17843

31357 Gskt. 	31522 Gskt. 	35281 Spring 	35462 Insl. 	35463 Brkt. 	35719 Insl. 								
--------------------	--------------------	---------------------	--------------------	--------------------	--------------------	--	--	--	--	--	--	--	--

NOT LEGAL FOR SALE IN STATE OF CALIFORNIA  
IN NEW YORK STATE, CONVERTERS LISTED ARE LEGAL FOR FEDERAL/EPA EMISSION VEHICLES ONLY

# BUICK Century

(10128) 1985-82 V6 CYL. CENTURY w/4.3L DIESEL ENG. (EXC. STATION WAGON), F.W.D.

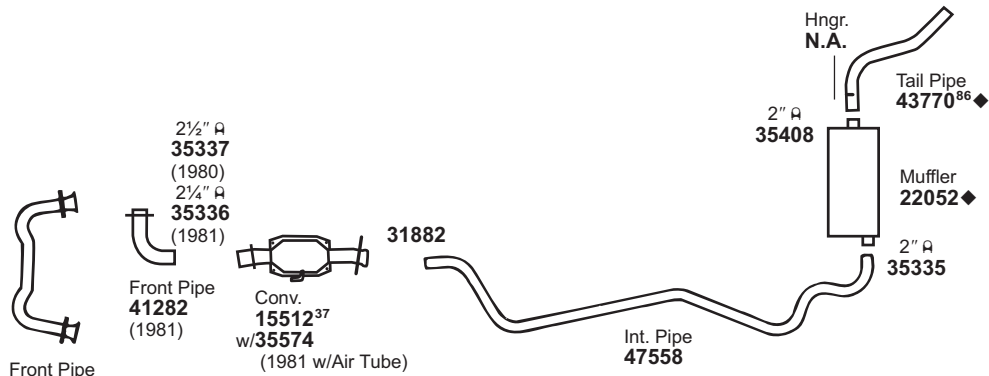


For 18183: Tru-Fit 18125<sup>520</sup>

Univ. SoundFX 17860#

Super Turbo 17730#

(10129) 1981-80 V6 CYL. CENTURY w/3.8L (231 C.I.D.) ENG. (EXC. TURBO)



For 15512: Univ. Conv. 15032#

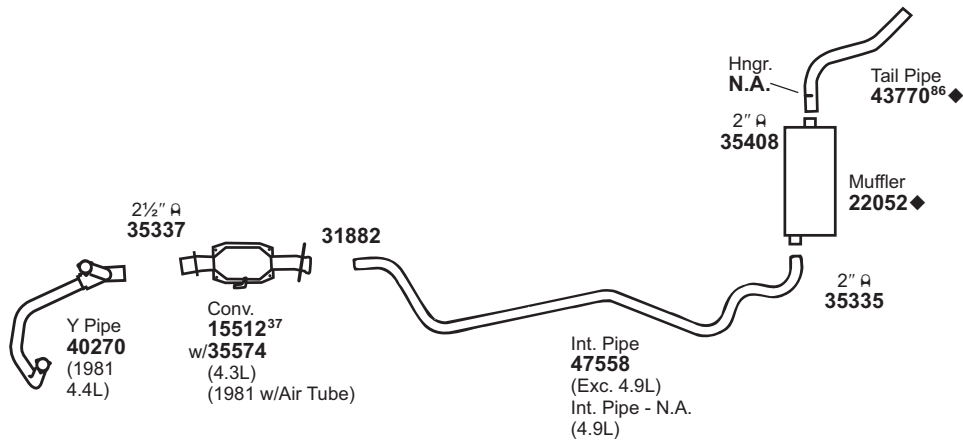
For 22052: SoundFX 18275

Super Turbo 17730#

Tru-Fit 18101

Univ. SoundFX 17840

(10130) 1981 8 CYL. CENTURY w/4.4L (267 C.I.D.) ENG.  
 1981-80 8 CYL. CENTURY w/4.3L (265 C.I.D.) ENG.  
 1980 8 CYL. CENTURY w/4.9L (301 C.I.D.) ENG.




For 15512: Univ. Conv. 15032#

For 22052: SoundFX 18275

Super Turbo 17730#

Tru-Fit 18101

Univ. SoundFX 17840

31882 Flng. 										
---	--	--	--	--	--	--	--	--	--	--

NOT LEGAL FOR SALE IN STATE OF CALIFORNIA  
 IN NEW YORK STATE, CONVERTERS LISTED ARE LEGAL FOR FEDERAL/EPA EMISSION VEHICLES ONLY

◆ If welded assembly, replace all required parts.

# Modifications and/or additional parts required.

37 Fits All Emissions Vehicles.

86 Early Design; Bracket welded on top of Pipe.

520 Requires 41736 Spout & (1) Extra 35408 (2") Clamp.

GENERAL INFORMATION

PASSENGER CAR

LIGHT TRUCK

MUFFLER SPECS.

OPTIONAL MUFFLERS

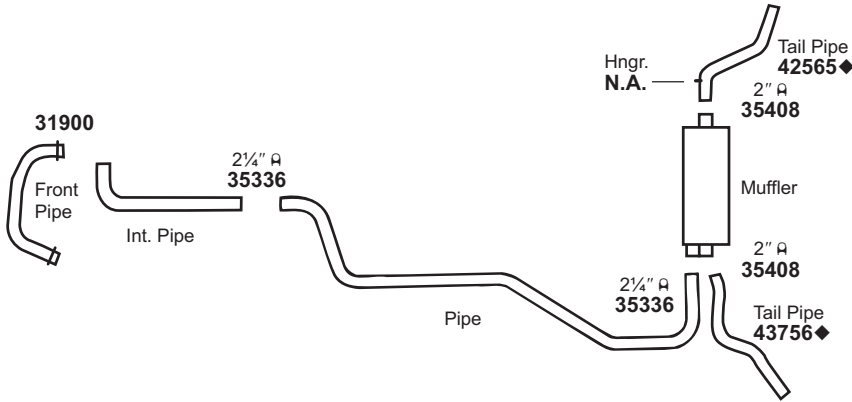
CONVERTER SPECS.

ACCESSORIES

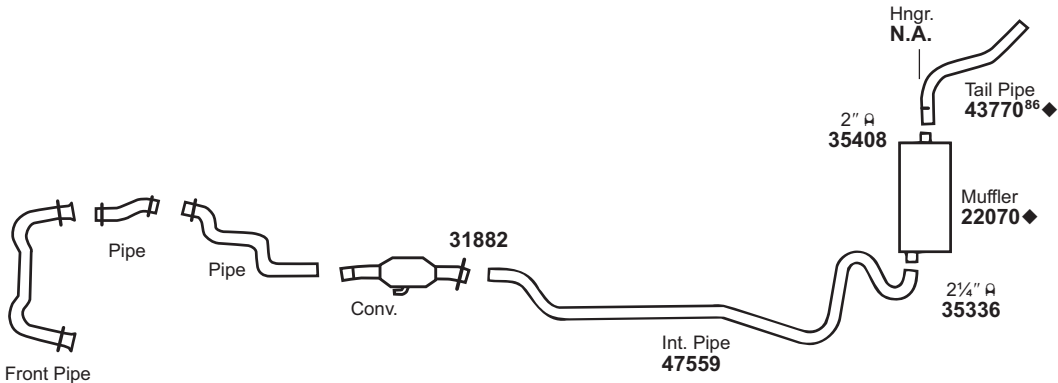
FOOTNOTES

# BUICK Century

(10131) 1981 8 CYL. CENTURY w/5.7L DIESEL ENG., R.W.D.



(10132) 1980 V6 CYL. CENTURY w/3.8L (231 C.I.D.) TURBO ENG. (EXC. STATION WAGON)

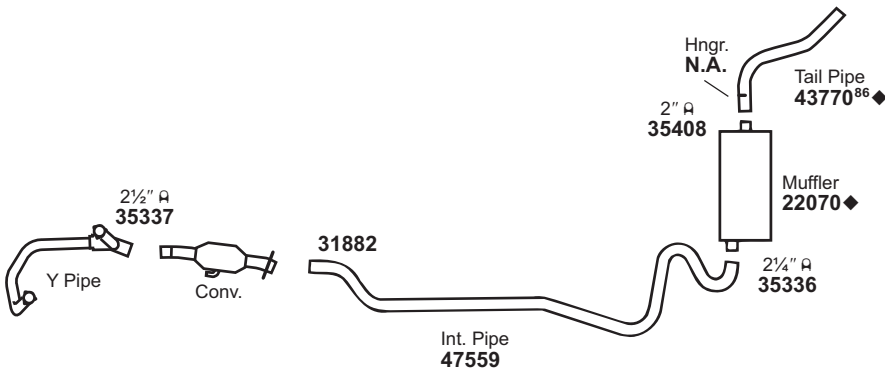


For 22070: SoundFX 18345  
Super Turbo 17731#

Tru-Fit 18107  
Ultra Flo SS 17282#

Univ. SoundFX 17840#



(10133) 1980 8 CYL. CENTURY w/5.0L (305 C.I.D.) ENG.



For 22070: SoundFX 18345  
Super Turbo 17731#

Tru-Fit 18107  
Ultra Flo SS 17282#

Univ. SoundFX 17840#

31882 Flng. 	31900 Flng. 																
---	---	--	--	--	--	--	--	--	--	--	--	--	--	--	--	--	--

NOT LEGAL FOR SALE IN STATE OF CALIFORNIA  
IN NEW YORK STATE, CONVERTERS LISTED ARE LEGAL FOR FEDERAL/EPA EMISSION VEHICLES ONLY

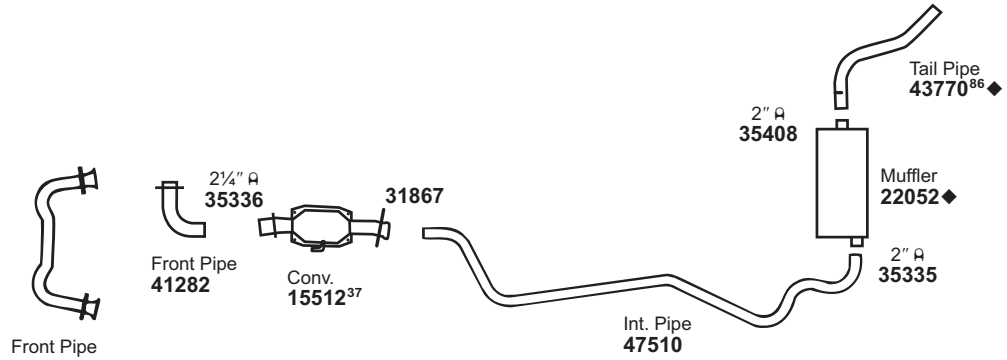
62 ♦ If welded assembly, replace all required parts.  
# Modifications and/or additional parts required.

86 Early Design; Bracket welded on top of Pipe.



# BUICK Century

(10134) 1979 V6 CYL. CENTURY w/3.2L (196 C.I.D.), 3.8L (231 C.I.D.) ENG. (EXC. TURBO)

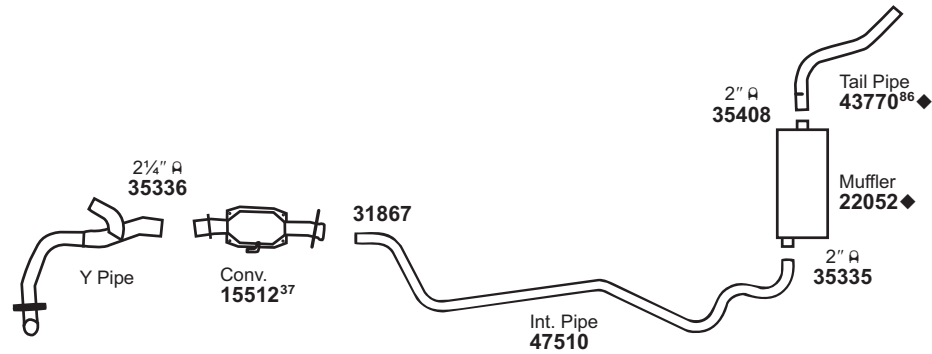


For 15512: Univ. Conv. 15032#  
For 22052: SoundFX 18275  
Super Turbo 17730#

Tru-Fit 18101

Univ. SoundFX 17840

(10135) 1979-78 8 CYL. CENTURY w/4.9L (301 C.I.D.), 5.0L (305 C.I.D.) ENG., 2BBL

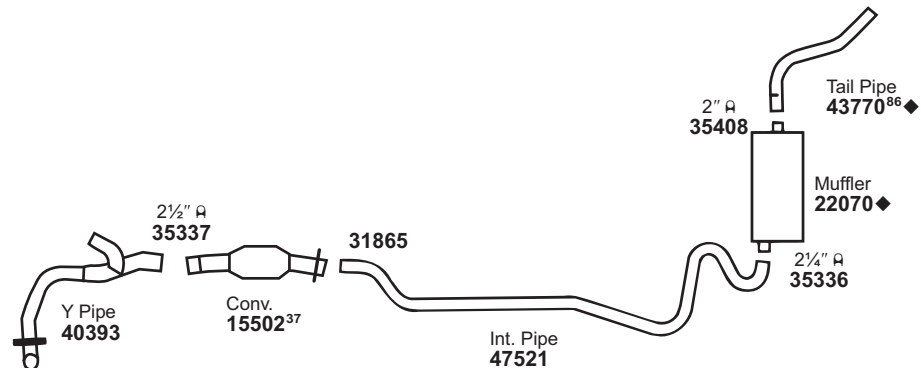


For 15512: Univ. Conv. 15032#  
For 22052: SoundFX 18275  
Super Turbo 17730#

Tru-Fit 18101

Univ. SoundFX 17840



(10136) 1979-78 8 CYL. CENTURY w/5.0L (305 C.I.D.) ENG., 4BBL



For 15502: Univ. Conv. 15038#  
For 22070: SoundFX 18345  
Super Turbo 17731#

Tru-Fit 18107  
Ultra Flo SS 17282#

Univ. SoundFX 17840#

31865 Flng. 	31867 Flng. 																			
---	---	--	--	--	--	--	--	--	--	--	--	--	--	--	--	--	--	--	--	--

NOT LEGAL FOR SALE IN STATE OF CALIFORNIA  
IN NEW YORK STATE, CONVERTERS LISTED ARE LEGAL FOR FEDERAL/EPA EMISSION VEHICLES ONLY

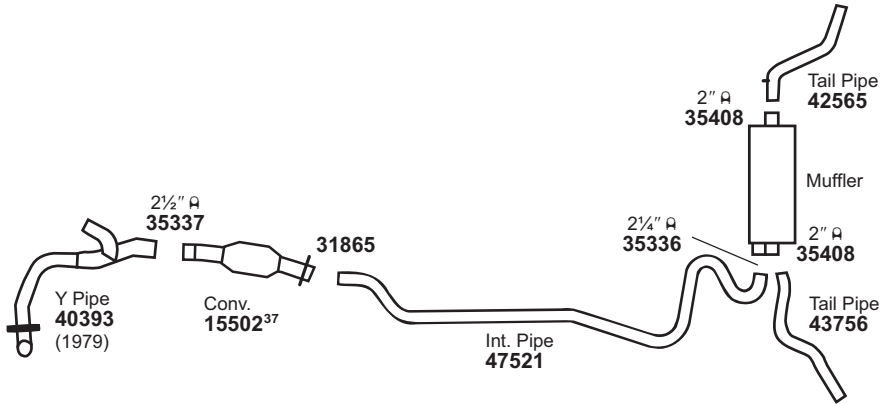
◆ If welded assembly, replace all required parts.  
# Modifications and/or additional parts required.

37 Fits All Emissions Vehicles.  
86 Early Design; Bracket welded on top of Pipe.

- GENERAL INFORMATION
- PASSENGER CAR
- LIGHT TRUCK
- MUFFLER SPECS.
- OPTIONAL MUFFLERS
- CONVERTER SPECS.
- ACCESSORIES
- FOOTNOTES

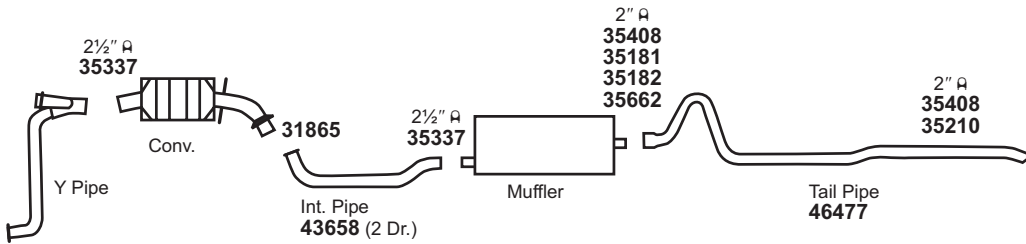
# BUICK Century

(10137) 1979-78 8 CYL. CENTURY STATION WAGON w/5.7L (350 C.I.D.) ENG.

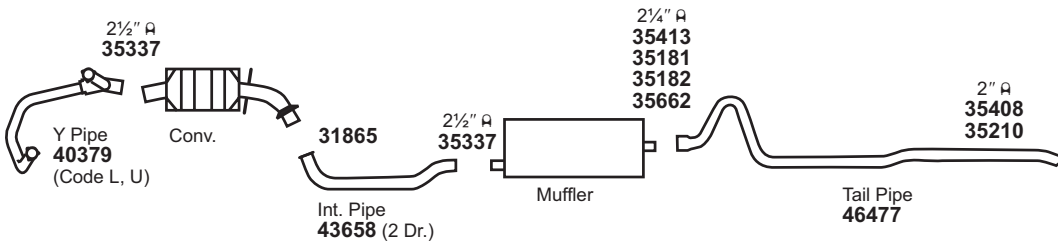


For 15502: Univ. Conv. 15038#

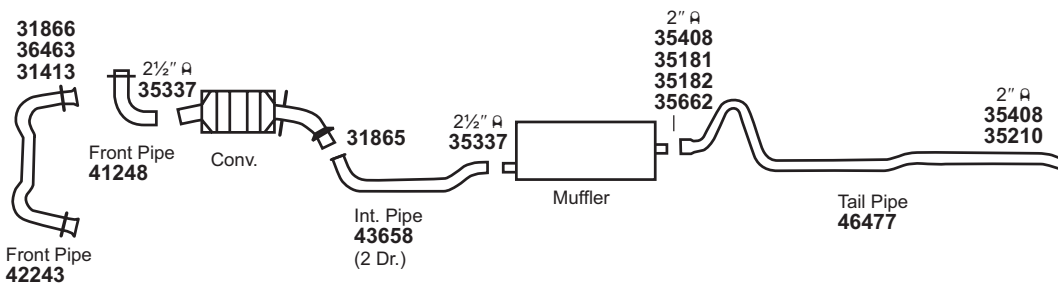
(10138) 1977 V6 CYL. CENTURY, CUSTOM, SPECIAL w/3.8L (231 C.I.D.) ENG.



(10139) 1977-76 8 CYL. CENTURY, CUSTOM w/5.0L (305 C.I.D.), 5.7L (350 C.I.D.) ENG. (EXC. STATION WAGON) (EXC. ENG. CODE R)



(10140) 1977 8 CYL. CENTURY, CUSTOM w/5.7L (350C.I.D.) ENG. CODE R (EXC. STATION WAGON)

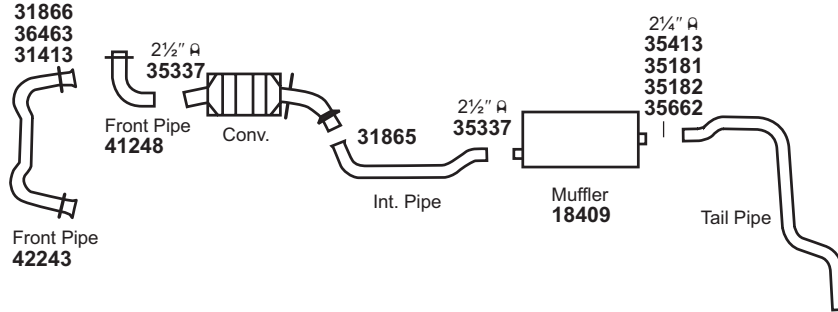


31413 Gskt.	31865 Fling.	31866 Fling.	35181 Brkt.	35182 Brkt.	35210 Hngr.	35662 Brkt.	36463 Sprgs.						

NOT LEGAL FOR SALE IN STATE OF CALIFORNIA  
IN NEW YORK STATE, CONVERTERS LISTED ARE LEGAL FOR FEDERAL/EPA EMISSION VEHICLES ONLY

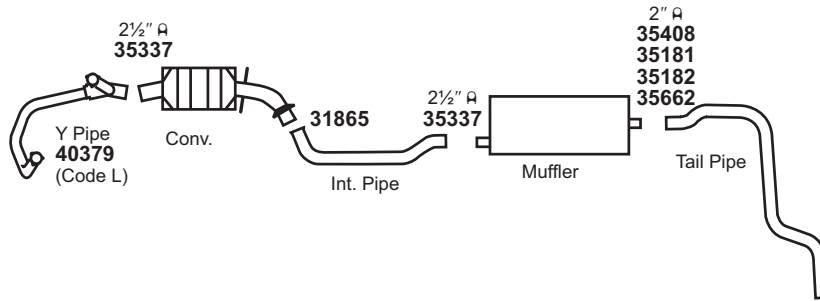
# BUICK Century

(10141) 1977 8 CYL. CENTURY STATION WAGON w/5.7L (350 C.I.D.) ENG. CODE R, 6.6L (403 C.I.D.) ENG.

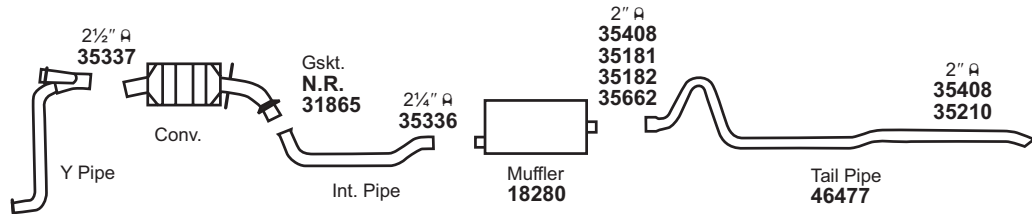


For 18409: Tru-Fit 18112 Ultra Flo SS 17289# Univ. SoundFX 17824 Super Turbo 17748#

(10142) 1977-76 8 CYL. CENTURY STATION WAGON w/5.7L (350 C.I.D.) ENG. (EXC. ENG. CODE R)

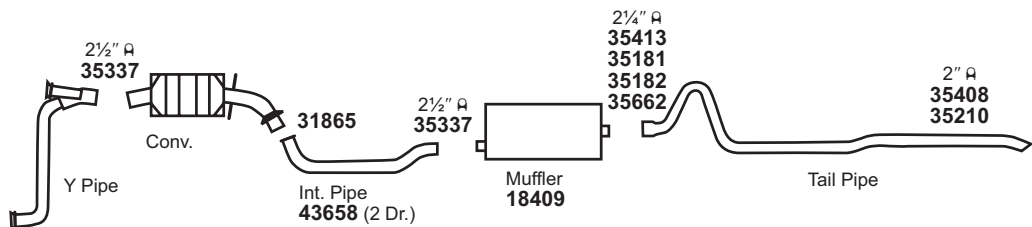


(10143) 1976-75 V6 CYL. CENTURY, SPECIAL CUSTOM w/3.8L (231 C.I.D.) ENG.



For 18280: Tru-Fit 18111 Univ. SoundFX 17800 Super Turbo 17747#

(10144) 1975 8 CYL. CENTURY, CUSTOM w/5.7L (350 C.I.D.) ENG. (EXC. STATION WAGON)



For 18409: Tru-Fit 18112 Ultra Flo SS 17289# Univ. SoundFX 17824 Super Turbo 17748#

31413 Gskt.	31865 Fling.	31866 Fling.	35181 Brkt.	35182 Brkt.	35210 Hngr.	35662 Brkt.	36463 Sprgs.						

NOT LEGAL FOR SALE IN STATE OF CALIFORNIA  
IN NEW YORK STATE, CONVERTERS LISTED ARE LEGAL FOR FEDERAL/EPA EMISSION VEHICLES ONLY

# Modifications and/or additional parts required.

GENERAL INFORMATION

PASSENGER CAR

LIGHT TRUCK

MUFFLER SPECS.

OPTIONAL MUFFLERS

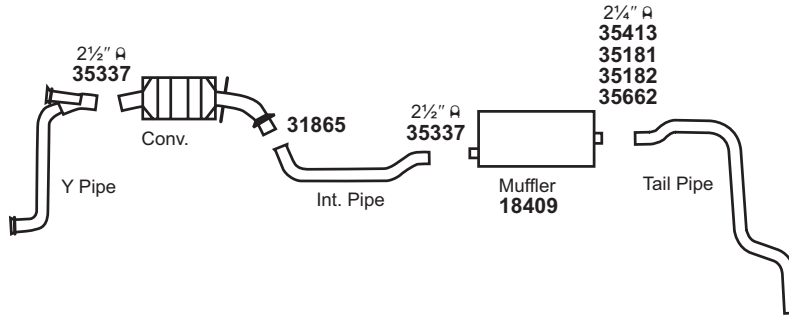
CONVERTER SPECS.

ACCESSORIES

FOOTNOTES

# BUICK Century

(10145) 1975 8 CYL. CENTURY STATION WAGON w/5.7L (350 C.I.D.) ENG.

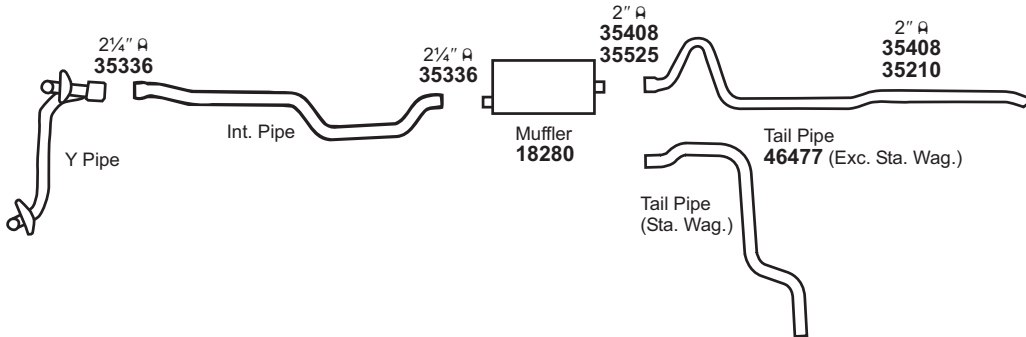


For 18409: Tru-Fit 18112  
Ultra Flo SS 17289#

Univ. SoundFX 17824

Super Turbo 17748#

(10146) 1974 8 CYL. CENTURY w/5.7L ENG. (350 C.I.D.), SINGLE EXHAUST

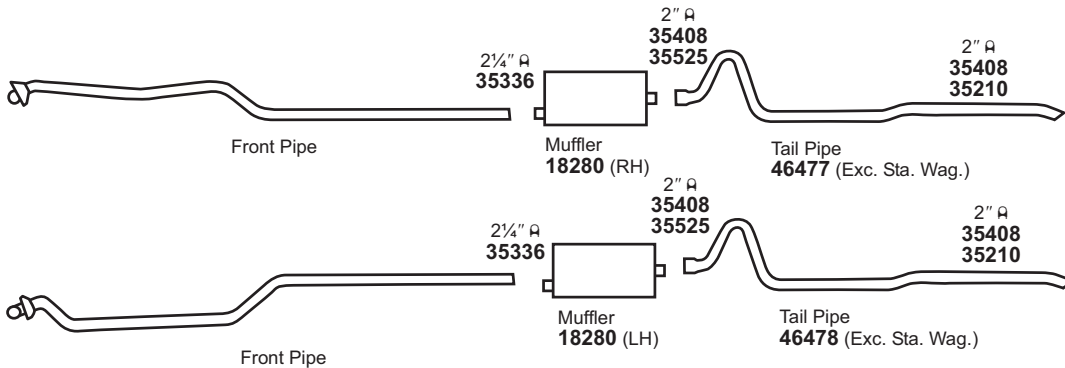


For 18280: Tru-Fit 18111

Univ. SoundFX 17800

Super Turbo 17747#

(10147) 1974 8 CYL. CENTURY w/5.7L (350 C.I.D.), 7.5L (455 C.I.D.) ENG., DUAL EXHAUST



For 18280: Tru-Fit 18111

Univ. SoundFX 17800

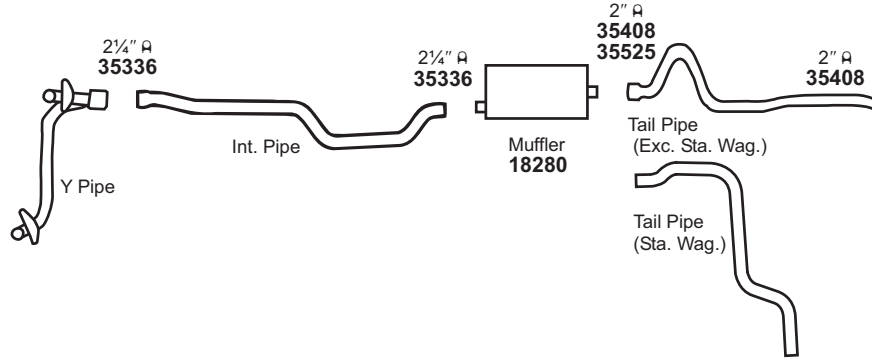
Super Turbo 17747#

31865 Flng.	35181 Brkt.	35182 Brkt.	35210 Hngr.	35525 Hngr.	35662 Brkt.								

NOT LEGAL FOR SALE IN STATE OF CALIFORNIA  
IN NEW YORK STATE, CONVERTERS LISTED ARE LEGAL FOR FEDERAL/EPA EMISSION VEHICLES ONLY

# BUICK Century

(10148) 1973 8 CYL. CENTURY w/5.7L (350 C.I.D.) ENG., SINGLE EXHAUST

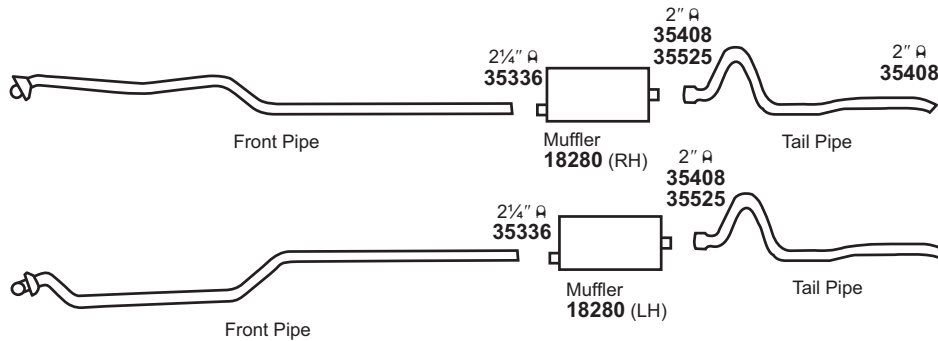


For 18280: Tru-Fit 18111

Univ. SoundFX 17800

Super Turbo 17747#

(10149) 1973 8 CYL. CENTURY w/5.7L (350 C.I.D.), 7.5L (455 C.I.D.) ENG., DUAL EXHAUST



For 18280: Tru-Fit 18111

Univ. SoundFX 17800

Super Turbo 17747#

35525 Hngr. 													
--	--	--	--	--	--	--	--	--	--	--	--	--	--

NOT LEGAL FOR SALE IN STATE OF CALIFORNIA  
IN NEW YORK STATE, CONVERTERS LISTED ARE LEGAL FOR FEDERAL/EPA EMISSION VEHICLES ONLY

# Modifications and/or additional parts required.

GENERAL INFORMATION

PASSENGER CAR

LIGHT TRUCK

MUFFLER SPECS.

OPTIONAL MUFFLERS

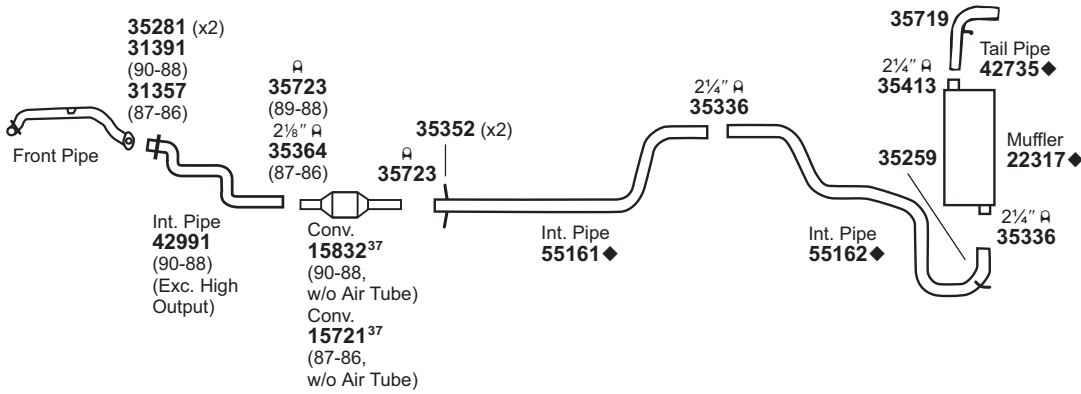
CONVERTER SPECS.

ACCESSORIES

FOOTNOTES

# BUICK Electra

(10150) 1990-86 V6 CYL. ELECTRA w/3.8L ENG., F.W.D., SINGLE OUTLET



**NOTE:** To connect pipe 42991 to O.E. converter:

- 1) Cut original pipe 1 3/8" upstream of pipe-to-converter weld.
- 2) Overlap 42991 onto the remaining stub on converter inlet.

**NOTE:** To connect pipe 55161 to O.E. Converter:

- 1) Cut original pipe 1 3/8" downstream of pipe-to-converter weld.
- 2) Overlap 55161 onto the remaining stub on converter outlet.

For 15721: Univ. Conv. 15037#

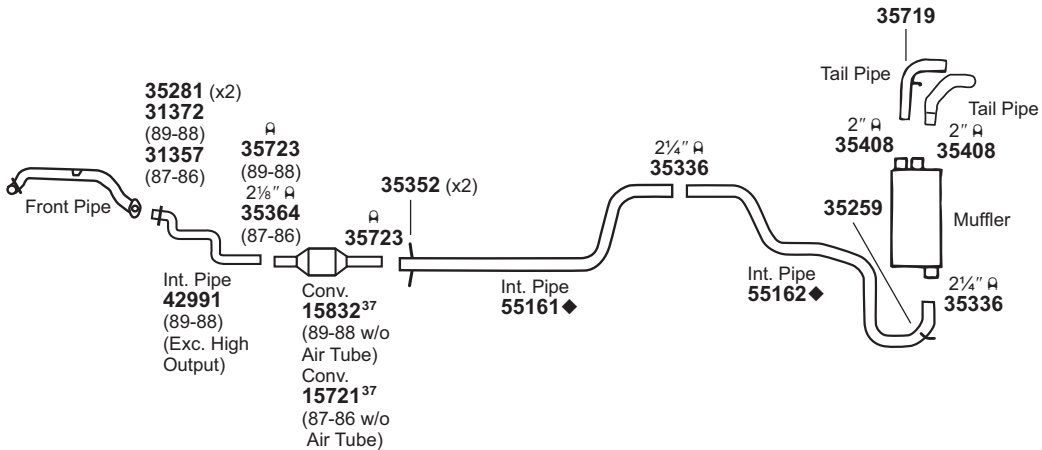
For 15832: Univ. Conv. 15037#

For 22317: SoundFX 18235  
Super Turbo 17732#

Tru-Fit 18141

Univ. SoundFX 17843

(10151) 1989-86 V6 CYL. ELECTRA w/3.8L ENG., F.W.D., DUAL OUTLET



**NOTE:** To connect pipe 42991 to O.E. converter:

- 1) Cut original pipe 1 3/8" upstream of pipe-to-converter weld.
- 2) Overlap 42991 onto the remaining stub on converter inlet.

**NOTE:** To connect pipe 55161 to O.E. Converter:

- 1) Cut original pipe 1 3/8" downstream of pipe-to-converter weld.
- 2) Overlap 55161 onto the remaining stub on converter outlet.

For 15721: Univ. Conv. 15037#

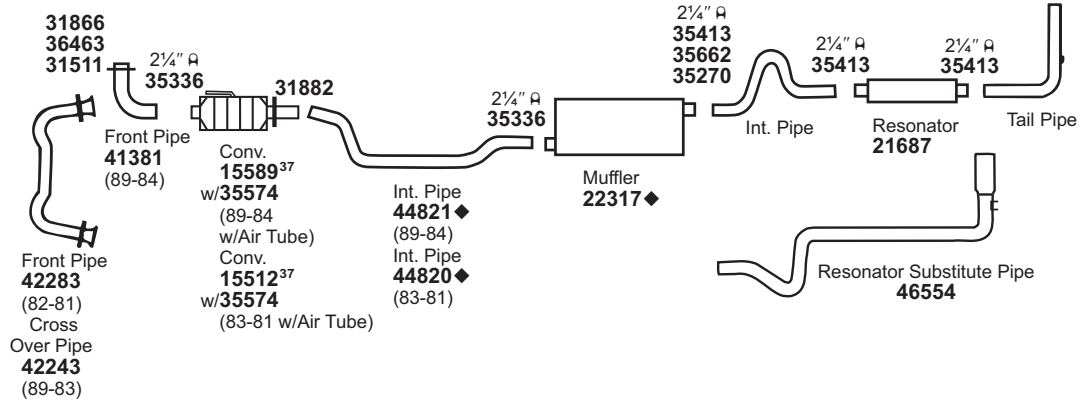
For 15832: Univ. Conv. 15037#

31357 Gskt.	31372 Gskt.	31391 Gskt.	35259 Insl. Kit	35281 Spring	35352 Insl.	35719 Insl.												

NOT LEGAL FOR SALE IN STATE OF CALIFORNIA  
IN NEW YORK STATE, CONVERTERS LISTED ARE LEGAL FOR FEDERAL/EPA EMISSION VEHICLES ONLY

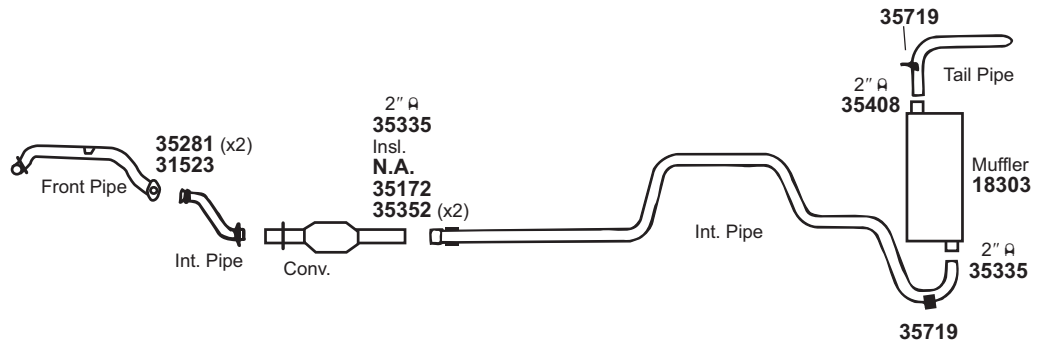
# BUICK Electra

(10152) 1989-81 8 CYL. ELECTRA ESTATE WAGON w/5.0L ENG.



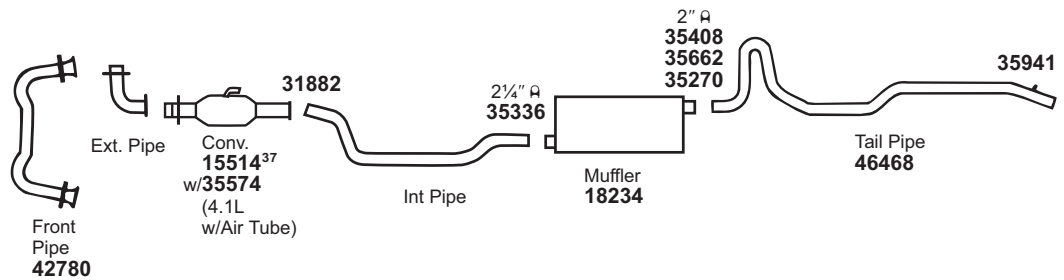
For 15512: Univ. Conv. 15032#  
 For 15589: Univ. Conv. 15041#  
 For 21687: Univ. SoundFX 17812#  
 For 22317: SoundFX 18235      Tru-Fit 18141      Univ. SoundFX 17843  
 Super Turbo 17732#

(10153) 1985 V6 CYL. ELECTRA, ELECTRA PARK AVENUE w/3.0L, 3.8L ENG., F.W.D.



For 18303: Tru-Fit 18105      Univ. SoundFX 17877      Super Turbo 17736#

(10154) 1985 V6 CYL. ELECTRA w/3.8L ENG.  
 1984 V6 CYL. ELECTRA w/4.1L ENG.



For 15514: Univ. Conv. 15032#  
 For 18234: Tru-Fit 18172      Univ. SoundFX 17846      Super Turbo 17732#

31511 Gskt.	31523 Gskt.	31866 Flng.	31882 Flng.	35172 Brkt.	35270 Hngr.	35281 Spring	35352 Insl.	35662 Brkt.	35719 Insl.	35941 Hngr.	36463 Sprgs.		

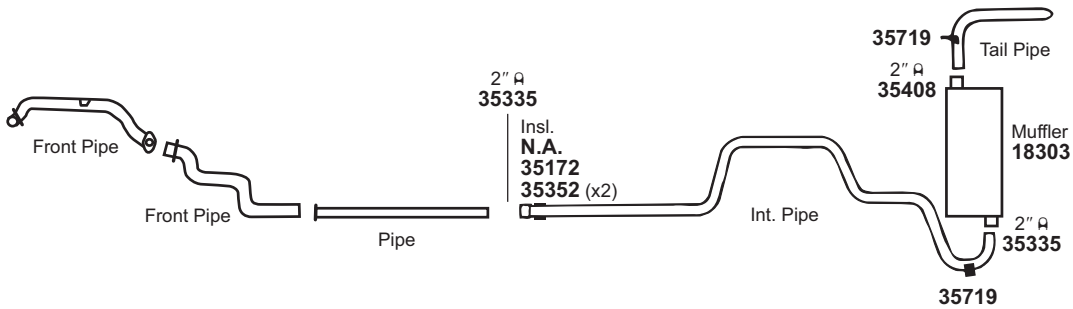
NOT LEGAL FOR SALE IN STATE OF CALIFORNIA  
 IN NEW YORK STATE, CONVERTERS LISTED ARE LEGAL FOR FEDERAL/EPA EMISSION VEHICLES ONLY

♦ If welded assembly, replace all required parts.  
 # Modifications and/or additional parts required.

37 Fits All Emissions Vehicles.

# BUICK Electra

(10155) 1985 V6 CYL. ELECTRA, ELECTRA PARK AVENUE w/4.3L DIESEL ENG., F.W.D.

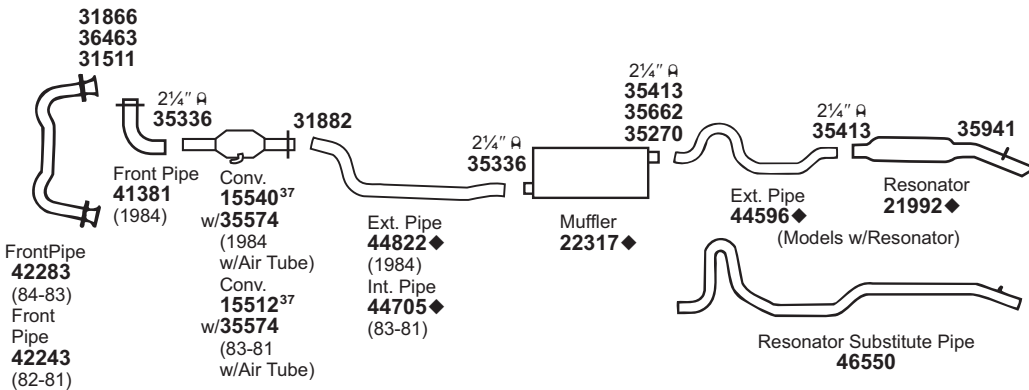


For 18303: Tru-Fit 18105

Univ. SoundFX 17877

Super Turbo 17736#

(10156) 1984-81 8 CYL. ELECTRA w/5.0L ENG. (EXC. STATION WAGON)

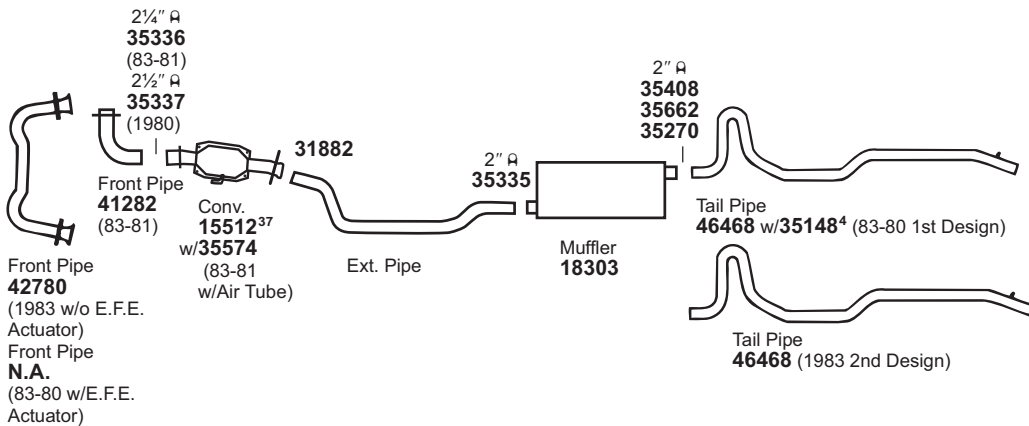


For 15512: Univ. Conv. 15032#  
 For 15540: Univ. Conv. 15032#  
 For 21992: SoundFX 18352  
 For 22317: SoundFX 18235  
 Super Turbo 17732#

Univ. SoundFX 17852#  
 Tru-Fit 18141

Glasspack 24069<sup>545</sup>  
 Univ. SoundFX 17843

(10157) 1983-80 V6 CYL. ELECTRA w/4.1L (252 C.I.D.) ENG.



For 15512: Univ. Conv. 15032#  
 For 18303: Tru-Fit 18105

Univ. SoundFX 17877

Super Turbo 17736#

31511 Gskt.	31866 Fng.	31882 Fng.	35148 Brkt.	35172 Brkt.	35270 Hngr.	35352 Insl.	35662 Brkt.	35719 Insl.	35941 Hngr.	36463 Sprgs.			

NOT LEGAL FOR SALE IN STATE OF CALIFORNIA  
 IN NEW YORK STATE, CONVERTERS LISTED ARE LEGAL FOR FEDERAL/EPA EMISSION VEHICLES ONLY

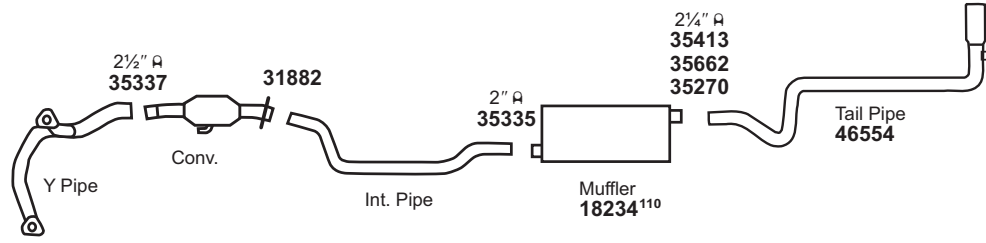
◆ If welded assembly, replace all required parts.  
 # Modifications and/or additional parts required.  
 4 Requires 35408 (2") Clamp.

37 Fits All Emissions Vehicles.  
 545 Requires 35003 Bracket & 41206 Spout on Outlet.



# BUICK Electra

(10158) 1980 8 CYL. ELECTRA ESTATE WAGON w/4.9L (301 C.I.D.) ENG. CODE W (PONTIAC ENG.)

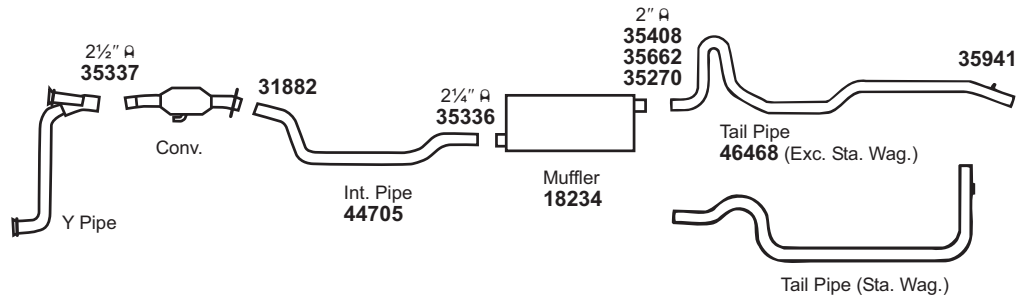


For 18234: Tru-Fit 18172 Univ. SoundFX 17846 Super Turbo 17732#

GENERAL INFORMATION

PASSENGER CAR

(10159) 1980 8 CYL. ELECTRA w/5.7L (350 C.I.D.) ENG. CODE X - BUICK ENG.



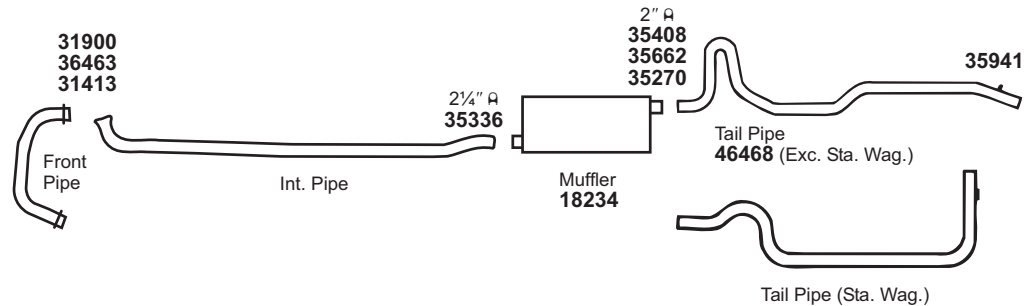
For 18234: Tru-Fit 18172 Univ. SoundFX 17846 Super Turbo 17732#

LIGHT TRUCK

MUFFLER SPECS.

OPTIONAL MUFFLERS

(10160) 1980 8 CYL. ELECTRA w/5.7L (350 C.I.D.) DIESEL ENG.



For 18234: Tru-Fit 18172 Univ. SoundFX 17846 Super Turbo 17732#

CONVERTER SPECS.

ACCESSORIES

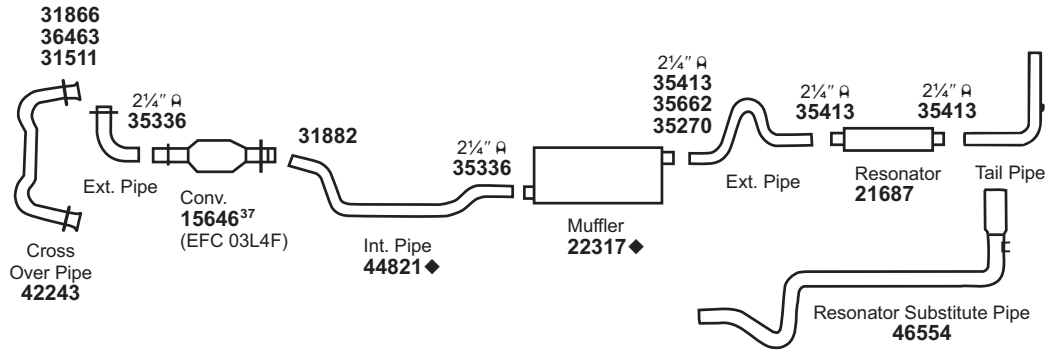
FOOTNOTES

31413 Gskt.	31882 Fling.	31900 Fling.	35270 Hngr.	35662 Brkt.	35941 Hngr.	36463 Sprgs.							

NOT LEGAL FOR SALE IN STATE OF CALIFORNIA  
IN NEW YORK STATE, CONVERTERS LISTED ARE LEGAL FOR FEDERAL/EPA EMISSION VEHICLES ONLY

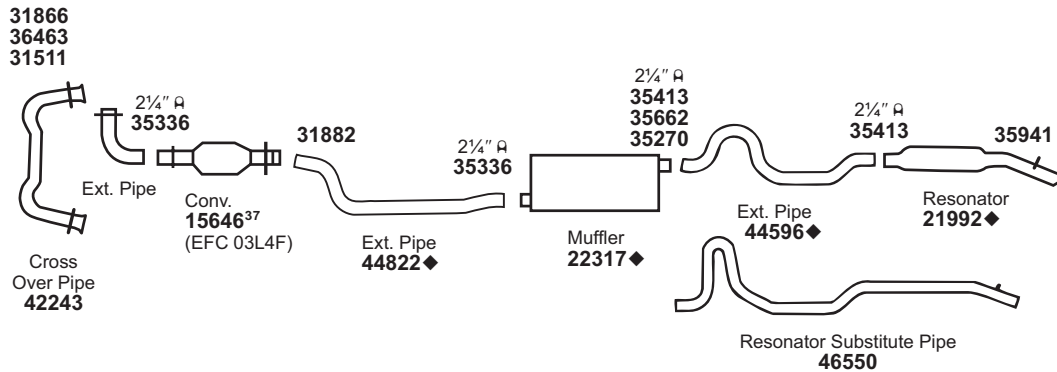
# BUICK Electra

(10161) 1980 8 CYL. ELECTRA ESTATE WAGON w/5.7L (350 C.I.D.) ENG. CODE R - OLDSMOBILE ENG.



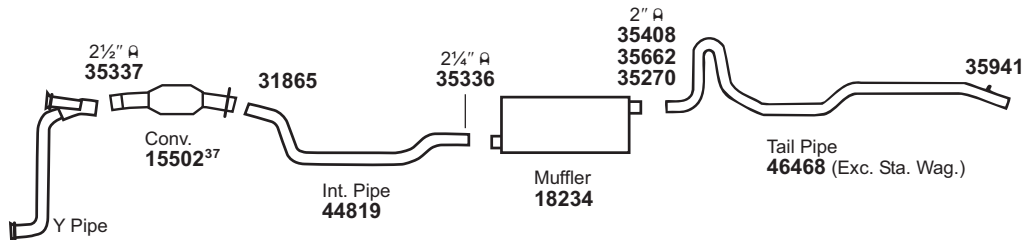
For 15646: Univ. Conv. 15037#  
 For 21687: Univ. SoundFX 17812#  
 For 22317: SoundFX 18235      Tru-Fit 18141      Univ. SoundFX 17843  
 Super Turbo 17732#

(10162) 1980 8 CYL. ELECTRA w/5.7L (350 C.I.D.) ENG. CODE R - OLDSMOBILE ENG. (EXC. STATION WAGON)



For 15646: Univ. Conv. 15037#  
 For 21992: SoundFX 18352      Univ. SoundFX 17852#      Glasspack 24069<sup>545</sup>  
 For 22317: SoundFX 18235      Tru-Fit 18141      Univ. SoundFX 17843  
 Super Turbo 17732#

(10163) 1979-78 8 CYL. ELECTRA w/5.7L (350 C.I.D.) ENG. CODE X (BUICK ENG.)



For 15502: Univ. Conv. 15038#  
 For 18234: Tru-Fit 18172      Univ. SoundFX 17846      Super Turbo 17732#

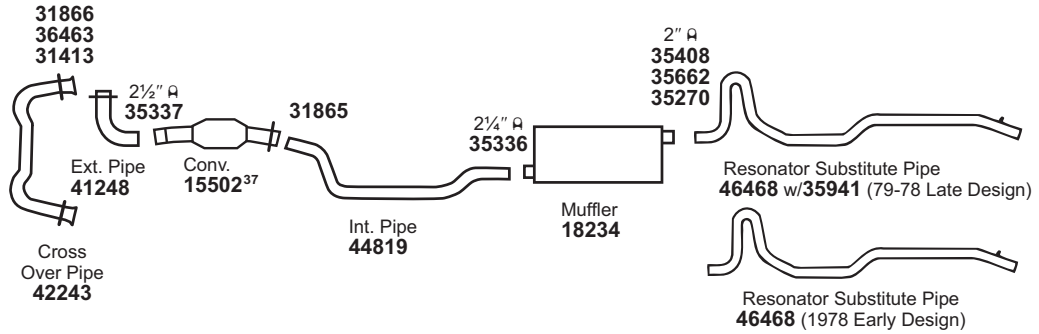
31511 Gskt.	31865 Fing.	31866 Fing.	31882 Fing.	35270 Hngr.	35662 Brkt.	35941 Hngr.	36463 Sprgs.					

NOT LEGAL FOR SALE IN STATE OF CALIFORNIA  
 IN NEW YORK STATE, CONVERTERS LISTED ARE LEGAL FOR FEDERAL/EPA EMISSION VEHICLES ONLY

72 ♦ If welded assembly, replace all required parts.  
 # Modifications and/or additional parts required.  
 37 Fits All Emissions Vehicles.  
 545 Requires 35003 Bracket & 41206 Spout on Outlet.

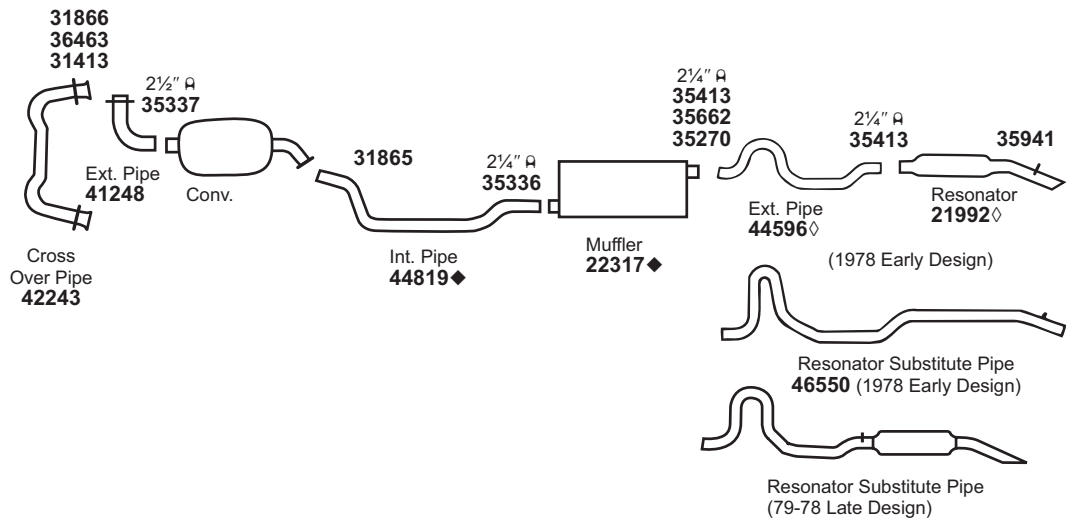
# BUICK Electra

(10164) 1979-78 8 CYL. ELECTRA w/5.7L (350 C.I.D.) ENG. CODE R (OLDSMOBILE ENG.)



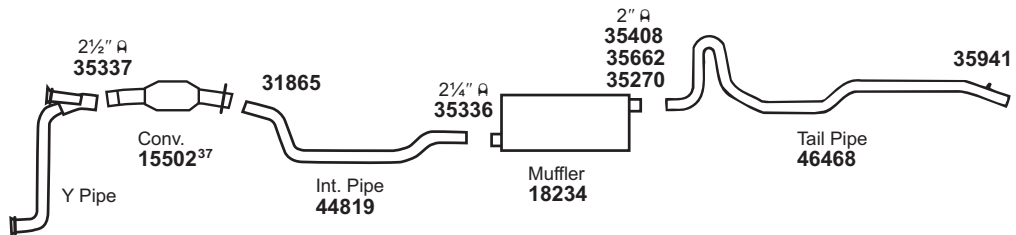
For 15502: Univ. Conv. 15038#  
 For 18234: Tru-Fit 18172      Univ. SoundFX 17846      Super Turbo 17732#

(10165) 1979-78 8 CYL. ELECTRA w/6.6L (403 C.I.D.) ENG.



For 21992: SoundFX 18352      Univ. SoundFX 17852#      Glasspack 24069<sup>545</sup>  
 For 22317: SoundFX 18235      Tru-Fit 18141      Univ. SoundFX 17843  
 Super Turbo 17732#

(10166) 1977 8 CYL. ELECTRA w/5.7L (350 C.I.D.) ENG. CODE H & J (OLDSMOBILE ENG.)



For 15502: Univ. Conv. 15038#  
 For 18234: Tru-Fit 18172      Univ. SoundFX 17846      Super Turbo 17732#

31413 Gskt.	31865 Fling.	31866 Fling.	35270 Hngr.	35662 Brkt.	35941 Hngr.	36463 Sprgs.							

NOT LEGAL FOR SALE IN STATE OF CALIFORNIA  
 IN NEW YORK STATE, CONVERTERS LISTED ARE LEGAL FOR FEDERAL/EPA EMISSION VEHICLES ONLY

- ◇ If welded assembly, replace all required parts.
- ◆ If welded assembly, replace all required parts.
- # Modifications and/or additional parts required.

- 37 Fits All Emissions Vehicles.
- 545 Requires 35003 Bracket & 41206 Spout on Outlet.

GENERAL INFORMATION

PASSENGER CAR

LIGHT TRUCK

MUFFLER SPECS.

OPTIONAL MUFFLERS

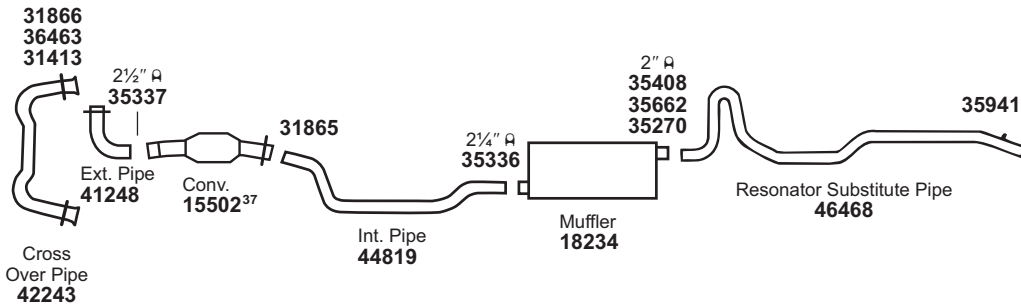
CONVERTER SPECS.

ACCESSORIES

FOOTNOTES

# BUICK Electra

(10167) 1977 8 CYL. ELECTRA w/5.7L (350 C.I.D.) ENG. CODE R (OLDSMOBILE ENG.)

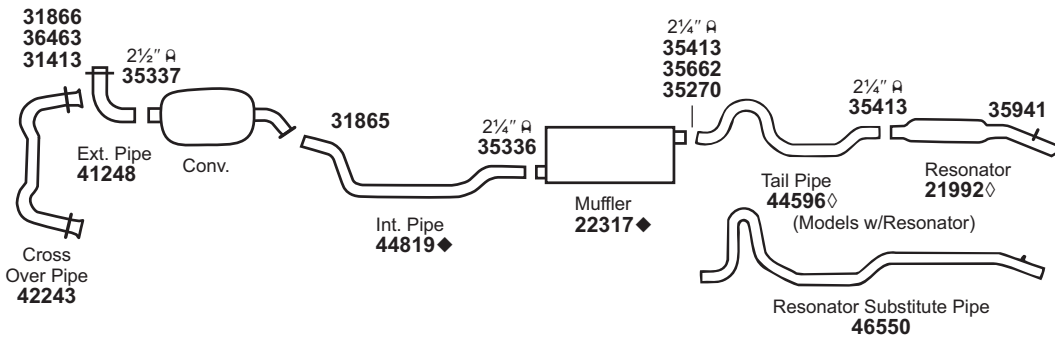


For 15502: Univ. Conv. 15038#  
 For 18234: Tru-Fit 18172

Univ. SoundFX 17846

Super Turbo 17732#

(10168) 1977 8 CYL. ELECTRA w/6.6L (403 C.I.D.) ENG.

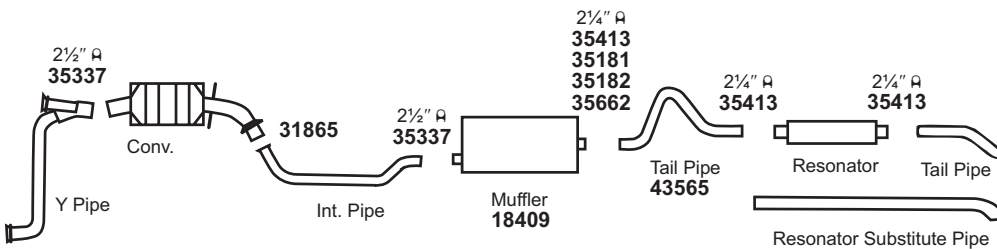


For 21992: SoundFX 18352  
 For 22317: SoundFX 18235  
 Super Turbo 17732#

Univ. SoundFX 17852#  
 Tru-Fit 18141

Glasspack 24069<sup>545</sup>  
 Univ. SoundFX 17843

(10169) 1976-75 8 CYL. ELECTRA w/7.5L (455 C.I.D.) ENG.



For 18409: Tru-Fit 18112  
 Ultra Flo SS 17289#

Univ. SoundFX 17824

Super Turbo 17748#

31413 Gskt.	31865 Flng.	31866 Flng.	35181 Brkt.	35182 Brkt.	35270 Hngr.	35662 Brkt.	35941 Hngr.	36463 Sprgs.						

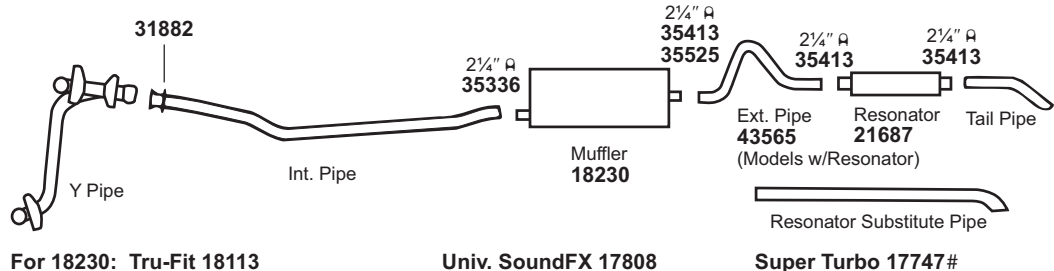
NOT LEGAL FOR SALE IN STATE OF CALIFORNIA  
 IN NEW YORK STATE, CONVERTERS LISTED ARE LEGAL FOR FEDERAL/EPA EMISSION VEHICLES ONLY

◇ If welded assembly, replace all required parts.  
 ◆ If welded assembly, replace all required parts.  
 # Modifications and/or additional parts required.

37 Fits All Emissions Vehicles.  
 545 Requires 35003 Bracket & 41206 Spout on Outlet.

# BUICK Electra

(10170) 1974-73 8 CYL. ELECTRA w/7.5L (455 C.I.D.) ENG., SINGLE EXHAUST



GENERAL INFORMATION

PASSENGER CAR

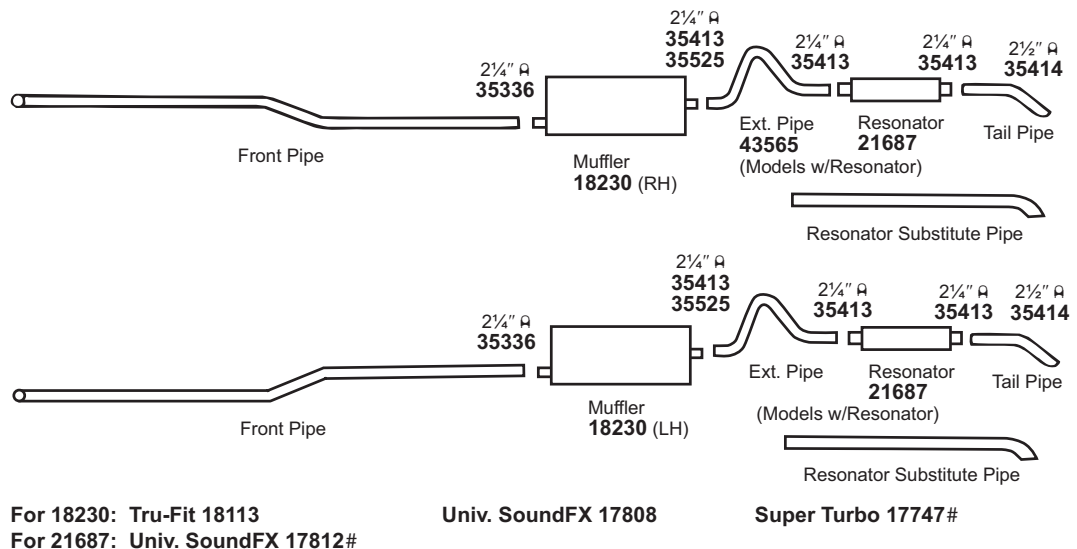
LIGHT TRUCK

MUFFLER SPECS.

OPTIONAL MUFFLERS

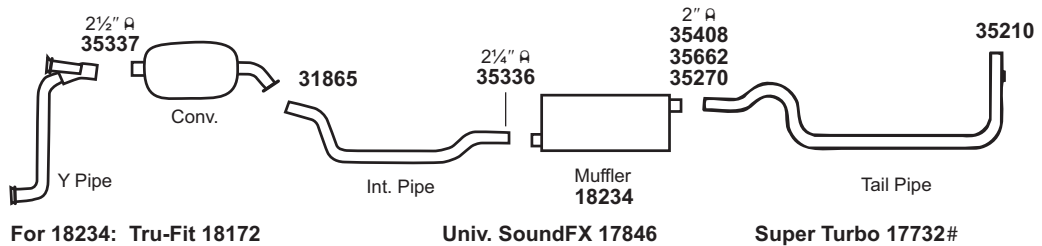
CONVERTER SPECS.

(10171) 1973 8 CYL. ELECTRA w/7.5L (455 C.I.D.) ENG., DUAL EXHAUST



# BUICK Estate Wagon

(10172) 1979-78 8 CYL. ESTATE WAGON w/5.7L (350 C.I.D.), ENG. CODE X (BUICK ENG.)



ACCESSORIES

FOOTNOTES

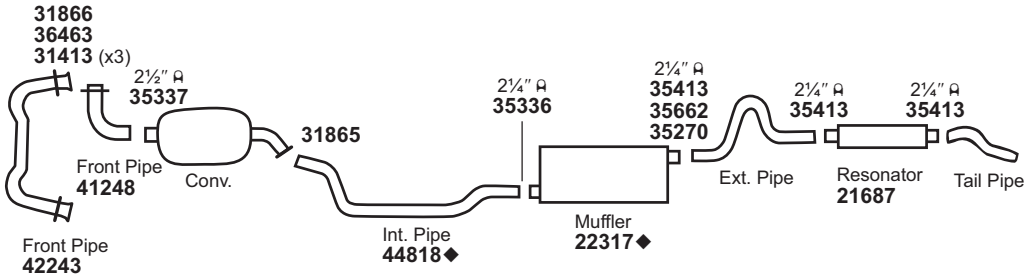
31865 Fng.	31882 Fng.	35210 Hngr.	35270 Hngr.	35525 Hngr.	35662 Brkt.								

NOT LEGAL FOR SALE IN STATE OF CALIFORNIA  
 IN NEW YORK STATE, CONVERTERS LISTED ARE LEGAL FOR FEDERAL/EPA EMISSION VEHICLES ONLY

# Modifications and/or additional parts required.

# BUICK Estate Wagon

(10173) 1979-77 8 CYL. ESTATE WAGON w/6.6L (403 C.I.D.) ENG.

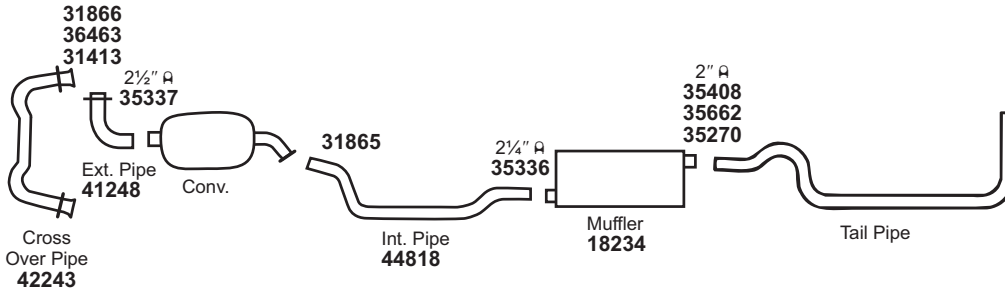


For 21687: Univ. SoundFX 17812#  
 For 22317: SoundFX 18235  
 Super Turbo 17732#

Tru-Fit 18141

Univ. SoundFX 17843

(10174) 1977 8 CYL. ESTATE WAGON w/5.7L (350 C.I.D.) ENG. CODE R (OLDSMOBILE ENG.)

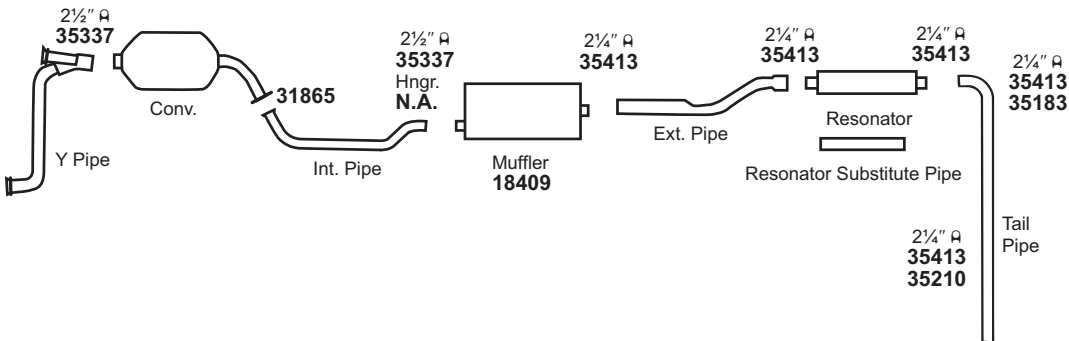


For 18234: Tru-Fit 18172

Univ. SoundFX 17846

Super Turbo 17732#

(10175) 1976-75 8 CYL. ESTATE WAGON w/7.5L (455 C.I.D.) ENG.



For 18409: Tru-Fit 18112  
 Ultra Flo SS 17289#

Univ. SoundFX 17824

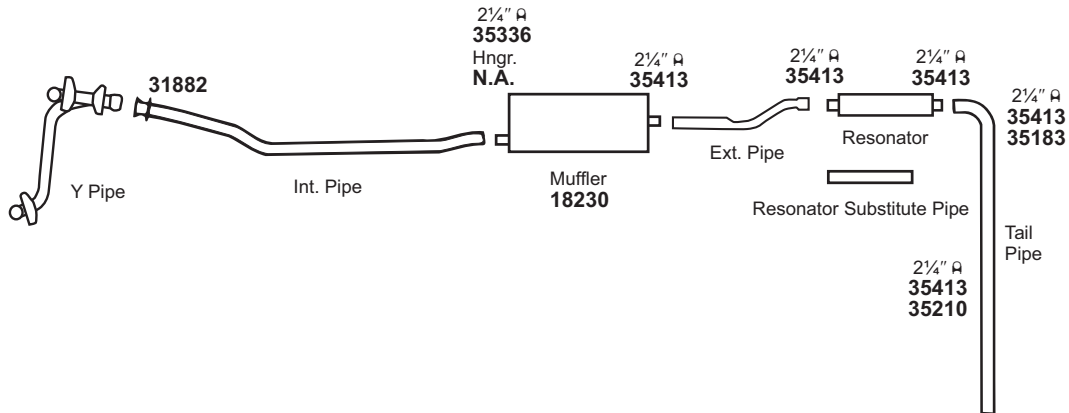
Super Turbo 17748#

31413 Gskt.	31865 Flng.	31866 Flng.	35183 Insl.	35210 Hngr.	35270 Hngr.	35662 Brkt.	36463 Sprgs.						

NOT LEGAL FOR SALE IN STATE OF CALIFORNIA  
 IN NEW YORK STATE, CONVERTERS LISTED ARE LEGAL FOR FEDERAL/EPA EMISSION VEHICLES ONLY

# BUICK Estate Wagon

(10176) 1974-73 8 CYL. ESTATE WAGON w/7.5L ENG.

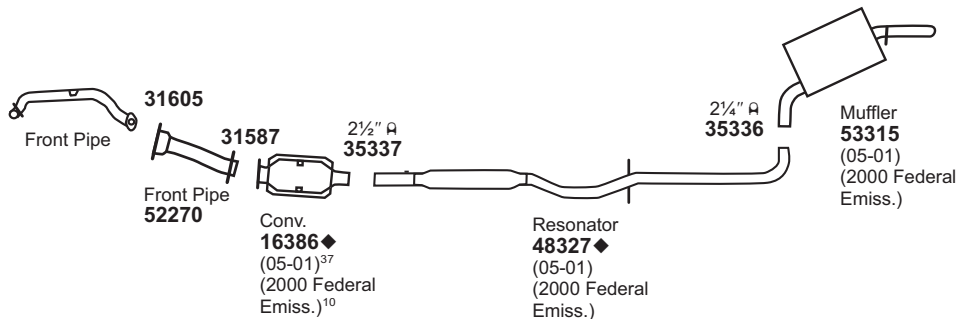


For 18230: Tru-Fit 18113                      Univ. SoundFX 17808                      Super Turbo 17747#

- GENERAL INFORMATION
- PASSENGER CAR
- LIGHT TRUCK

# BUICK LeSabre

(10177) 2005-00 6 CYL. LESABRE CUSTOM, LIMITED w/3.8L ENG.



**NOTE: To connect resonator 48327 to O.E. converter:**  
 1) Cut original resonator 2 1/4" downstream of resonator-to-converter weld.  
 2) Overlap 48327 onto remaining stub on converter outlet.

For 53315: SoundFX 18945

- MUFFLER SPECS.
- OPTIONAL MUFFLERS
- CONVERTER SPECS.
- ACCESSORIES
- FOOTNOTES

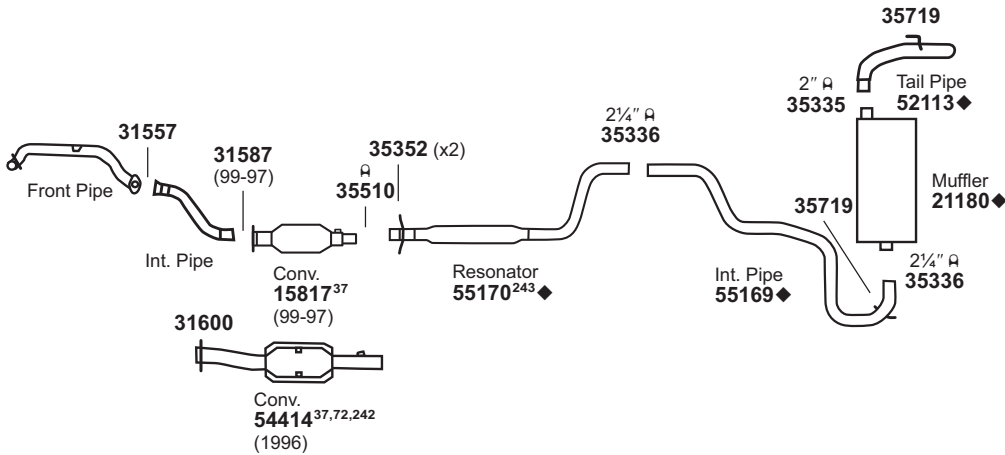
31587 Gskt. 	31605 Gskt. 	31882 Flng. 	35183 Insl. 	35210 Hngr. 										
--------------------	--------------------	--------------------	--------------------	--------------------	--	--	--	--	--	--	--	--	--	--

NOT LEGAL FOR SALE IN STATE OF CALIFORNIA  
 IN NEW YORK STATE, CONVERTERS LISTED ARE LEGAL FOR FEDERAL/EPA EMISSION VEHICLES ONLY

♦ If welded assembly, replace all required parts.                      10 Fits Federal/EPA Emission Vehicles.  
 # Modifications and/or additional parts required.                      37 Fits All Emissions Vehicles.                      77

# BUICK LeSabre

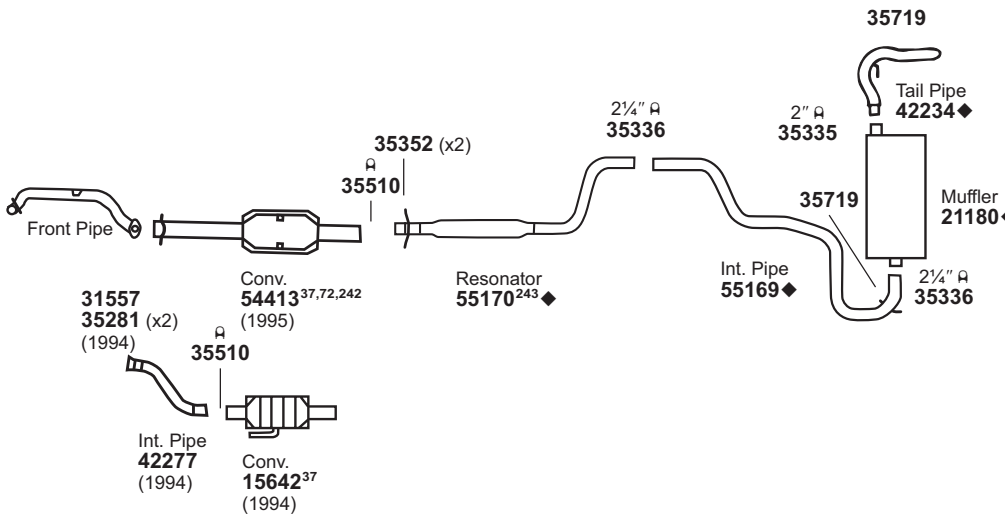
(10178) 1999-96 6 CYL. LESABRE w/3.8L ENG.



**NOTE:** To connect pipe 55170 to O.E. converter:  
 1) Cut original pipe 1 1/2" downstream of pipe-to-converter weld.  
 2) Overlap 55170 onto the remaining stub on converter outlet.

For 15817: Univ. Conv. 93304#  
 For 21180: SoundFX 18458#  
 For 54414: Univ. Conv. 93303#

(10179) 1995-94 6 CYL. LESABRE w/3.8L ENG.



**NOTE:** To connect pipe 42277 to O.E. converter:  
 1) Cut original pipe approximately 1 1/2" upstream of pipe-to-converter weld.  
 2) Overlap 42277 onto the remaining stub on converter inlet.

**NOTE:** To connect pipe 55170 to O.E. converter:  
 1) Cut original pipe 1 1/2" downstream of pipe-to-converter weld.  
 2) Overlap 55170 onto the remaining stub on converter outlet.

For 15642: Univ. Conv. 15042#  
 For 21180: SoundFX 18458#  
 For 54413: Univ. Conv. 15042#

31557 Gskt.	31587 Gskt.	31600 Gskt.	35281 Spring	35352 Insl.	35719 Insl.														
----------------	----------------	----------------	-----------------	----------------	----------------	--	--	--	--	--	--	--	--	--	--	--	--	--	--

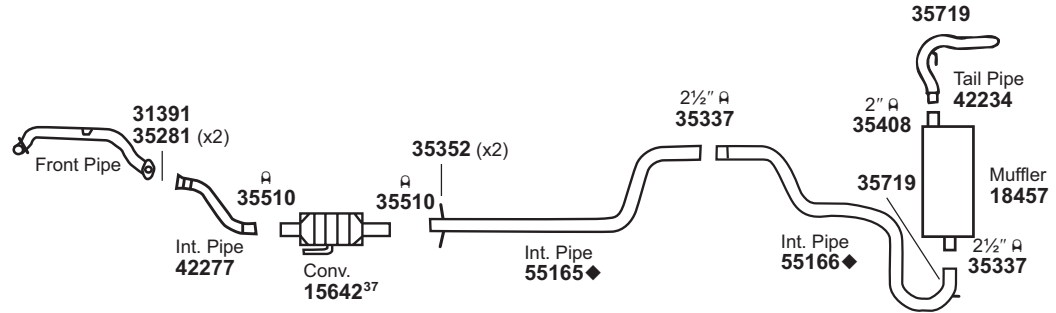
NOT LEGAL FOR SALE IN STATE OF CALIFORNIA  
 IN NEW YORK STATE, CONVERTERS LISTED ARE LEGAL FOR FEDERAL/EPA EMISSION VEHICLES ONLY

◆ If welded assembly, replace all required parts.  
 # Modifications and/or additional parts required.  
 78 37 Fits All Emissions Vehicles.  
 72 Direct Fit Converter, inlet pipe part of converter.  
 242 Use adapter 51065 to fit with 55170.  
 243 Use adapter 51065 to fit with 54413 & 54414.



# BUICK LeSabre

(10180) 1993-92 6 CYL. LESABRE w/3.8L ENG.



**NOTE:** To connect pipe 42277 to O.E. converter:

- 1) Cut original pipe 1 3/8" upstream of pipe-to-converter weld.
- 2) Overlap 42277 onto the remaining stub on converter inlet.

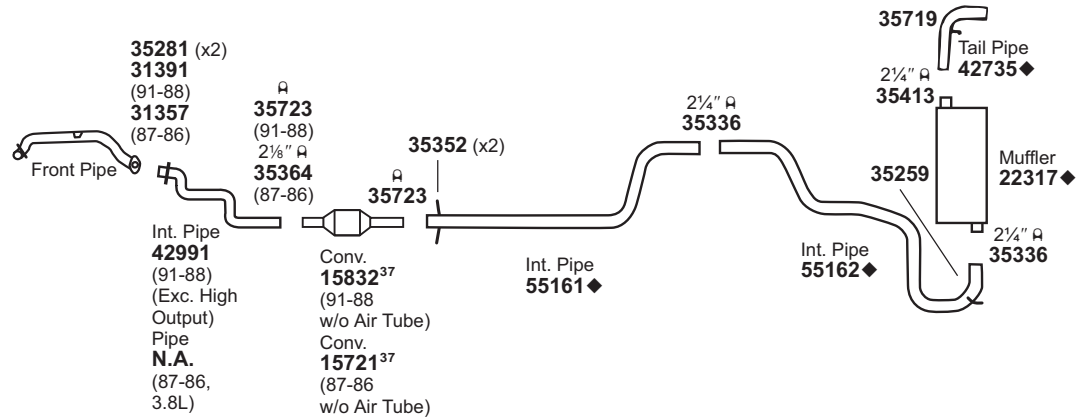
**NOTE:** To connect pipe 55165 to O.E. converter:

- 1) Cut original pipe 1 3/8" downstream of pipe-to-converter weld.
- 2) Overlap 55165 onto the remaining stub on converter outlet.

For 15642: Univ. Conv. 15042#

For 18457: Tru-Fit 18101<sup>516</sup>

(10181) 1991 V6 CYL. LESABRE w/3.8L ENG., F.W.D., SINGLE OUTLET MUFFLER  
 1990-86 V6 CYL. LESABRE w/3.8L ENG., F.W.D., SINGLE OUTLET MUFFLER  
 1986 V6 CYL. LESABRE w/3.0L ENG., F.W.D., SINGLE OUTLET MUFFLER



**NOTE:** To connect pipe 42991 to O.E. converter/resonator:

- 1) Cut original pipe 1 3/8" upstream of pipe-to-converter/resonator weld.
- 2) Overlap 42991 onto the remaining stub on converter/resonator inlet.

**NOTE:** To connect pipe 55161 to O.E. Converter:

- 1) Cut original pipe 1 3/8" downstream of pipe-to-converter weld.
- 2) Overlap 55161 onto the remaining stub on converter outlet.

For 15721: Univ. Conv. 15037#

For 15832: Univ. Conv. 15037#

For 22317: SoundFX 18235 Super Turbo 17732#

Tru-Fit 18141

Univ. SoundFX 17843

31357 Gskt.	31391 Gskt.	35259 Insl. Kit	35281 Spring	35352 Insl.	35719 Insl.									

NOT LEGAL FOR SALE IN STATE OF CALIFORNIA  
 IN NEW YORK STATE, CONVERTERS LISTED ARE LEGAL FOR FEDERAL/EPA EMISSION VEHICLES ONLY

◆ If welded assembly, replace all required parts.  
 # Modifications and/or additional parts required.

37 Fits All Emissions Vehicles.  
 516 Requires 41959 Bushing & (1) Extra 35408 (2") Clamp.

GENERAL INFORMATION

PASSENGER CAR

LIGHT TRUCK

MUFFLER SPECS.

OPTIONAL MUFFLERS

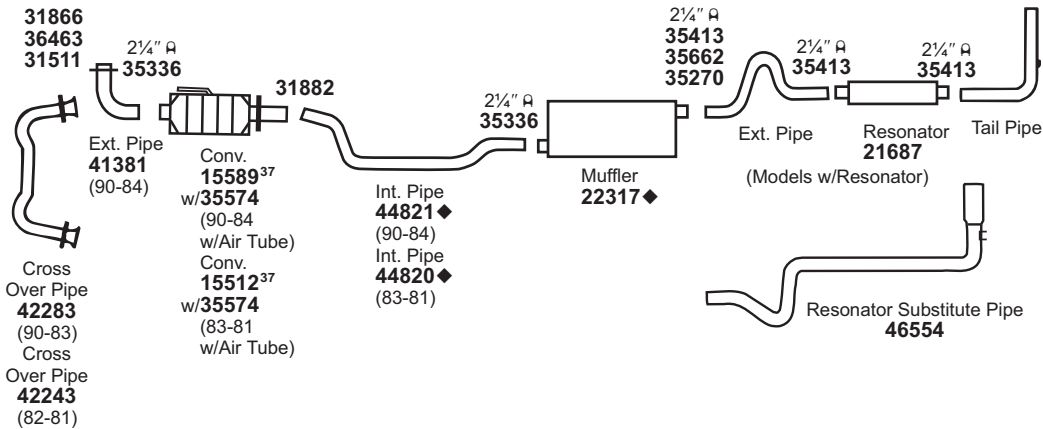
CONVERTER SPECS.

ACCESSORIES

FOOTNOTES

# BUICK LeSabre

(10182) 1990-81 8 CYL. LESABRE ESTATE WAGON w/5.0L ENG.

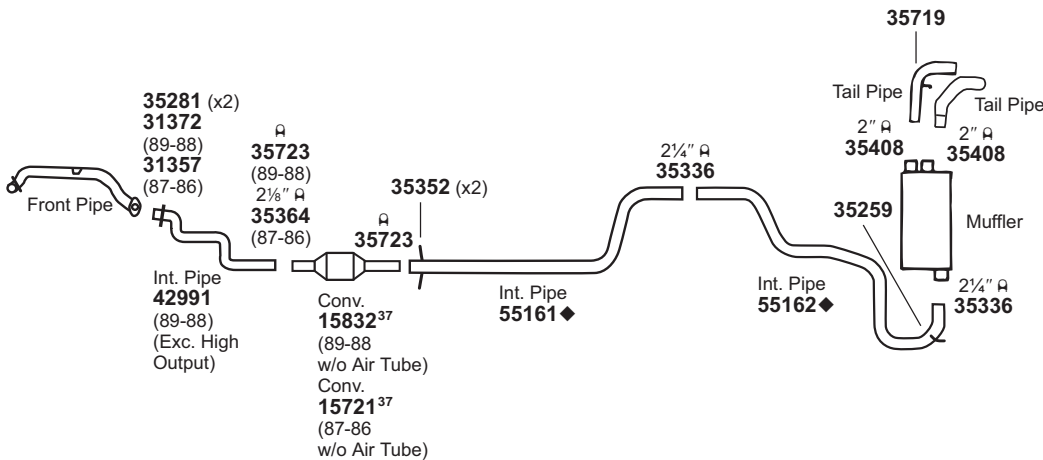


For 15512: Univ. Conv. 15032#  
 For 15589: Univ. Conv. 15041#  
 For 21687: Univ. SoundFX 17812#  
 For 22317: SoundFX 18235  
 Super Turbo 17732#

Tru-Fit 18141

Univ. SoundFX 17843

(10183) 1989-86 V6 CYL. LESABRE w/3.8L ENG., F.W.D., DUAL OUTLET



**NOTE: To connect pipe 42991 to O.E. converter:**  
 1) Cut original pipe 1 3/8" upstream of pipe-to-converter weld.  
 2) Overlap 42991 onto the remaining stub on converter inlet.

**NOTE: To connect pipe 55161 to O.E. Converter:**  
 1) Cut original pipe 1 3/8" downstream of pipe-to-converter weld.  
 2) Overlap 55161 onto the remaining stub on converter outlet.

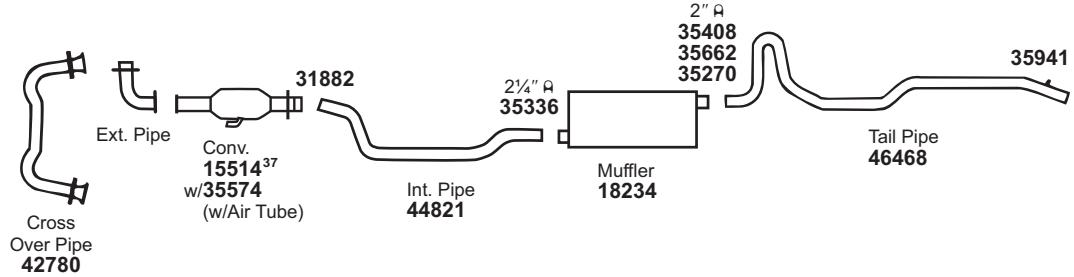
For 15721: Univ. Conv. 15037#  
 For 15832: Univ. Conv. 15037#

31357 Gskt.	31372 Gskt.	31511 Gskt.	31866 Flng.	31882 Flng.	35259 Insl. Kit	35270 Hngr.	35281 Spring	35352 Insl.	35662 Brkt.	35719 Insl.	36463 Sprgs.		

NOT LEGAL FOR SALE IN STATE OF CALIFORNIA  
 IN NEW YORK STATE, CONVERTERS LISTED ARE LEGAL FOR FEDERAL/EPA EMISSION VEHICLES ONLY

# BUICK LeSabre

(10184) 1985-84 V6 CYL. LESABRE w/3.8L ENG.  
1984 V6 CYL. LESABRE w/4.1L ENG.

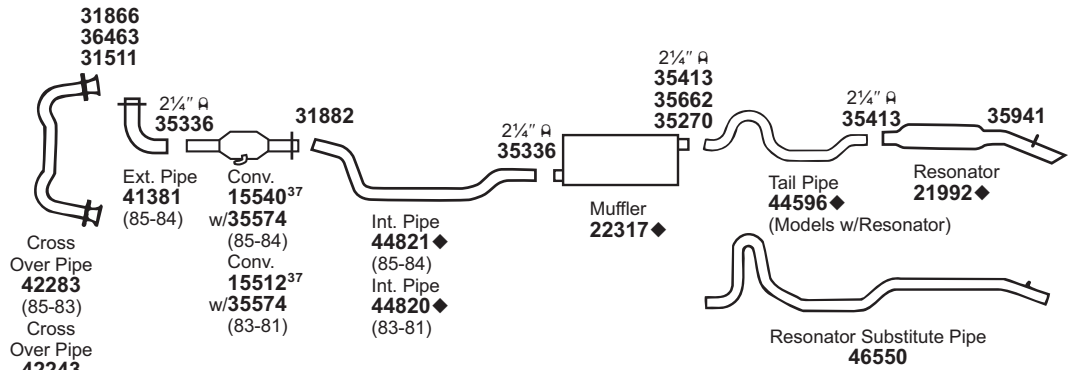


For 15514: Univ. Conv. 15032#  
For 18234: Tru-Fit 18172 Univ. SoundFX 17846 Super Turbo 17732#

GENERAL INFORMATION

PASSENGER CAR

(10185) 1985-81 8 CYL. LESABRE w/5.0L ENG. (EXC. STATION WAGON)



For 15512: Univ. Conv. 15032#  
For 15540: Univ. Conv. 15032#  
For 21992: SoundFX 18352 Univ. SoundFX 17852# Glasspack 24069<sup>545</sup>  
For 22317: SoundFX 18235 Tru-Fit 18141 Univ. SoundFX 17843  
Super Turbo 17732#

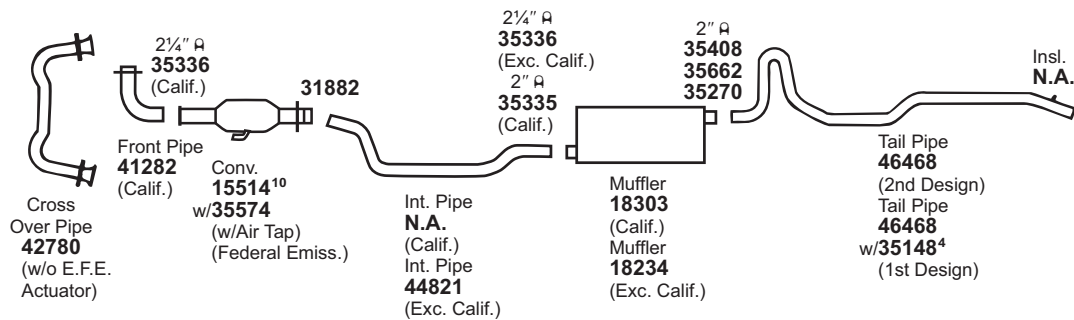
LIGHT TRUCK

MUFFLER SPECS.

OPTIONAL MUFFLERS

CONVERTER SPECS.

(10186) 1983 V6 CYL. LESABRE w/3.8L ENG. (EXC. TURBO)



For 15514: Univ. Conv. 15032#  
For 18234: Tru-Fit 18172 Univ. SoundFX 17846 Super Turbo 17732#  
For 18303: Tru-Fit 18105 Univ. SoundFX 17877 Super Turbo 17736#

ACCESSORIES

FOOTNOTES

31511 Gskt.	31866 Fling.	31882 Fling.	35148 Brkt.	35270 Hngr.	35662 Brkt.	35941 Hngr.	36463 Sprgs.						

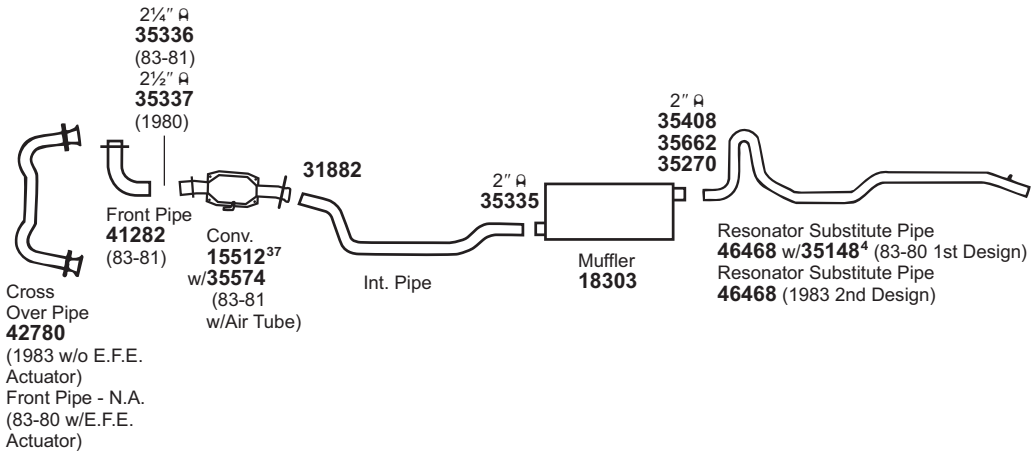
NOT LEGAL FOR SALE IN STATE OF CALIFORNIA  
IN NEW YORK STATE, CONVERTERS LISTED ARE LEGAL FOR FEDERAL/EPA EMISSION VEHICLES ONLY

◆ If welded assembly, replace all required parts.  
# Modifications and/or additional parts required.  
4 Requires 35408 (2") Clamp.

10 Fits Federal/EPA Emission Vehicles.  
37 Fits All Emissions Vehicles.  
545 Requires 35003 Bracket & 41206 Spout on Outlet.

# BUICK LeSabre

(10187) 1983-80 V6 CYL. LESABRE w/4.1L ENG.

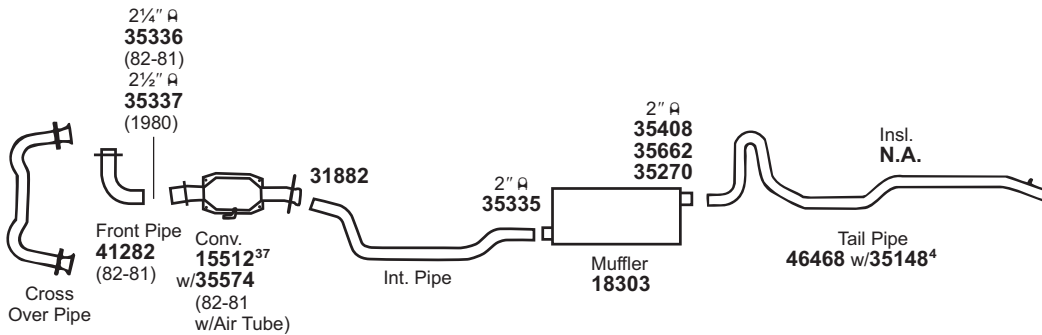


For 15512: Univ. Conv. 15032#  
For 18303: Tru-Fit 18105

Univ. SoundFX 17877

Super Turbo 17736#

(10188) 1982-80 V6 CYL. LESABRE w/3.8L ENG. (EXC. TURBO)

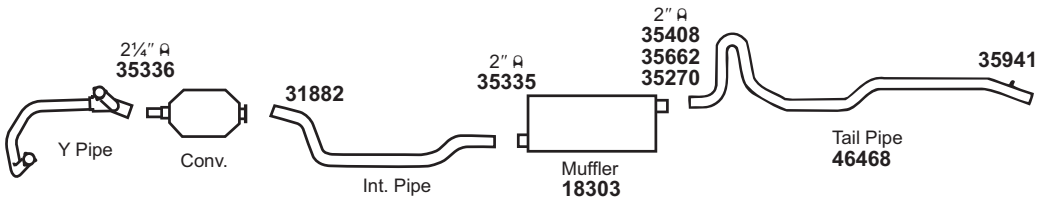


For 15512: Univ. Conv. 15032#  
For 18303: Tru-Fit 18105

Univ. SoundFX 17877

Super Turbo 17736#

(10189) 1982 8 CYL. LESABRE w/4.4L ENG.



For 18303: Tru-Fit 18105

Univ. SoundFX 17877

Super Turbo 17736#

31882 Fing. 	35148 Brkt. 	35270 Hngr. 	35662 Brkt. 	35941 Hngr. 								
--------------------	--------------------	--------------------	--------------------	--------------------	--	--	--	--	--	--	--	--

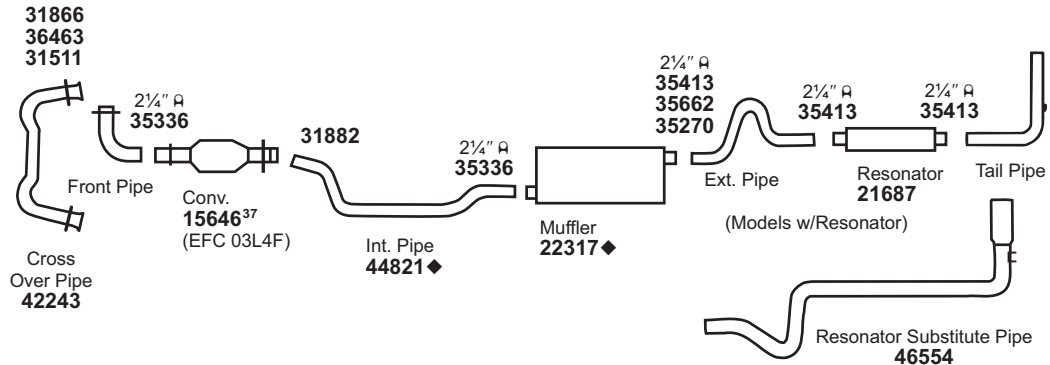
NOT LEGAL FOR SALE IN STATE OF CALIFORNIA  
IN NEW YORK STATE, CONVERTERS LISTED ARE LEGAL FOR FEDERAL/EPA EMISSION VEHICLES ONLY

82 # Modifications and/or additional parts required.  
4 Requires 35408 (2") Clamp.

37 Fits All Emissions Vehicles.

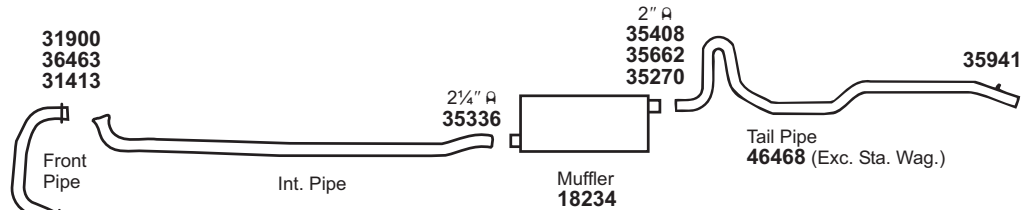
# BUICK LeSabre

(10190) 1980 8 CYL. LESABRE ESTATE WAGON w/5.7L (350 C.I.D.) ENG. CODE R - OLDSMOBILE ENG.



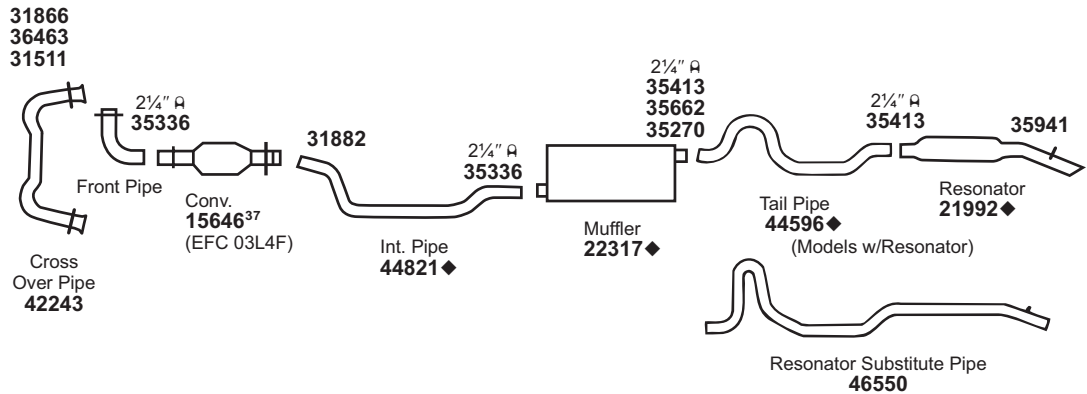
For 15646: Univ. Conv. 15037#  
 For 21687: Univ. SoundFX 17812#  
 For 22317: SoundFX 18235 Tru-Fit 18141 Univ. SoundFX 17843  
 Super Turbo 17732#

(10191) 1980 8 CYL. LESABRE w/5.7L (350 C.I.D.) DIESEL ENG.



For 18234: Tru-Fit 18172 Univ. SoundFX 17846 Super Turbo 17732#

(10192) 1980 8 CYL. LESABRE w/5.7L (350 C.I.D.) ENG. CODE R - OLDSMOBILE ENG. (EXC. STATION WAGON)



For 15646: Univ. Conv. 15037#  
 For 21992: SoundFX 18352 Univ. SoundFX 17852# Glasspack 24069<sup>545</sup>  
 For 22317: SoundFX 18235 Tru-Fit 18141 Univ. SoundFX 17843  
 Super Turbo 17732#

31413 Gskt.	31511 Gskt.	31866 Flng.	31882 Flng.	31900 Flng.	35270 Hngr.	35662 Brkt.	35941 Hngr.	36463 Sprgs.					

NOT LEGAL FOR SALE IN STATE OF CALIFORNIA  
 IN NEW YORK STATE, CONVERTERS LISTED ARE LEGAL FOR FEDERAL/EPA EMISSION VEHICLES ONLY

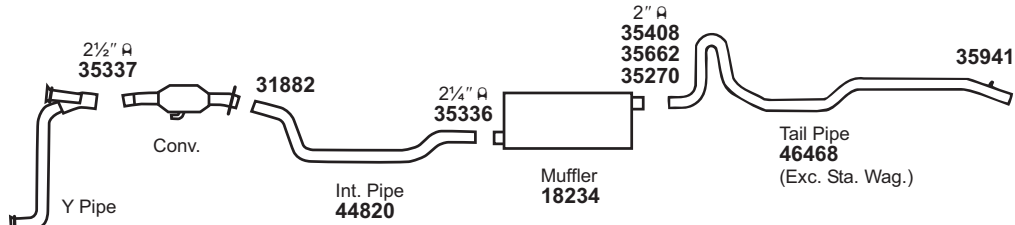
◆ If welded assembly, replace all required parts.  
 # Modifications and/or additional parts required.

37 Fits All Emissions Vehicles.  
 545 Requires 35003 Bracket & 41206 Spout on Outlet.

GENERAL INFORMATION  
 PASSENGER CAR  
 LIGHT TRUCK  
 MUFFLER SPECS.  
 OPTIONAL MUFFLERS  
 CONVERTER SPECS.  
 ACCESSORIES  
 FOOTNOTES

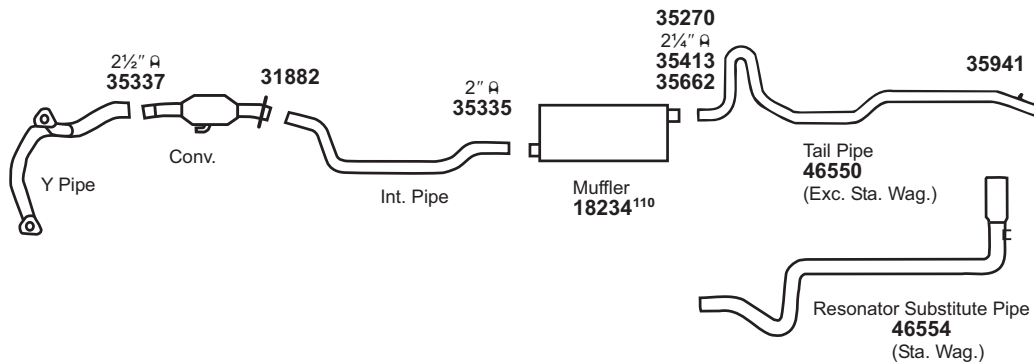
# BUICK LeSabre

(10193) 1980 8 CYL. LESABRE w/5.7L (350 C.I.D.) ENG. CODE X - BUICK ENG.



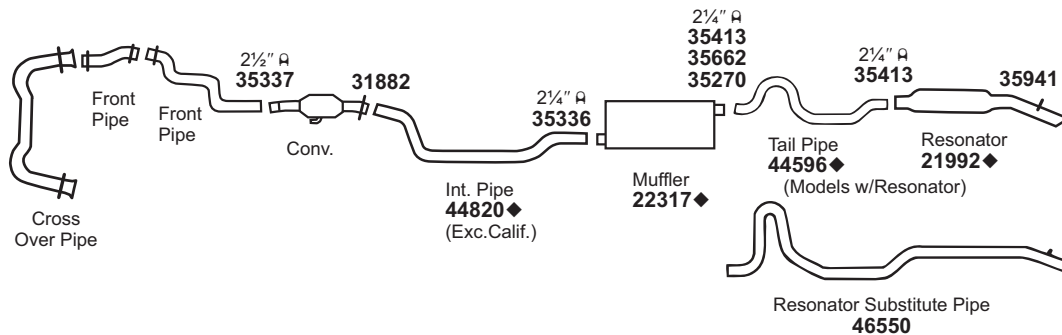
For 18234: Tru-Fit 18172                      Univ. SoundFX 17846                      Super Turbo 17732#

(10194) 1980 8 CYL. LESABRE, LESABRE ESTATE WAGON w/4.9L (301 C.I.D.) ENG. CODE W - PONTIAC ENG.



For 18234: Tru-Fit 18172                      Univ. SoundFX 17846                      Super Turbo 17732#

(10195) 1980 V6 CYL. LESABRE w/3.8L (231 C.I.D.) TURBO ENG.



For 21992: SoundFX 18352                      Univ. SoundFX 17852#                      Glasspack 24069<sup>545</sup>  
 For 22317: SoundFX 18235                      Tru-Fit 18141                      Univ. SoundFX 17843  
 Super Turbo 17732#

31882 Flng. 	35270 Hngr. 	35662 Brkt. 	35941 Hngr. 										
--------------------	--------------------	--------------------	--------------------	--	--	--	--	--	--	--	--	--	--

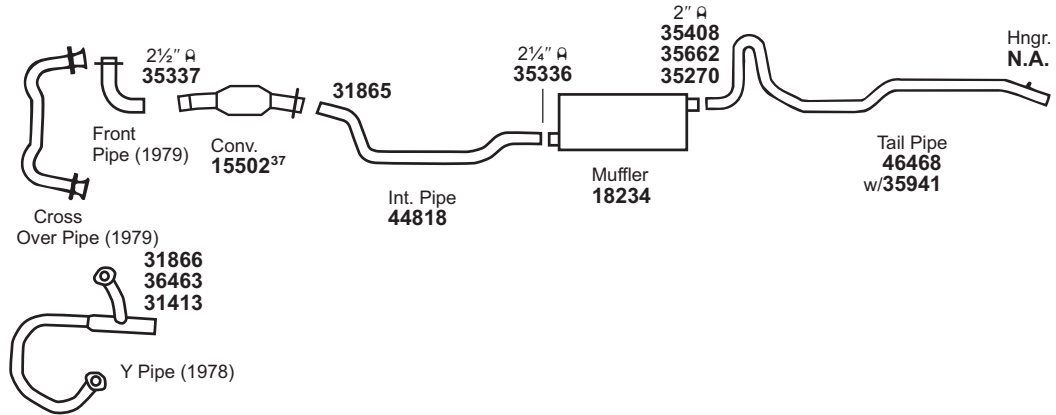
NOT LEGAL FOR SALE IN STATE OF CALIFORNIA  
 IN NEW YORK STATE, CONVERTERS LISTED ARE LEGAL FOR FEDERAL/EPA EMISSION VEHICLES ONLY

84 ♦ If welded assembly, replace all required parts.  
 # Modifications and/or additional parts required.

110 Must be installed backwards.  
 545 Requires 35003 Bracket & 41206 Spout on Outlet.

# BUICK LeSabre

(10196) 1979-78 V6 CYL. LESABRE w/3.8L (231 C.I.D.) ENG. (EXC. TURBO)



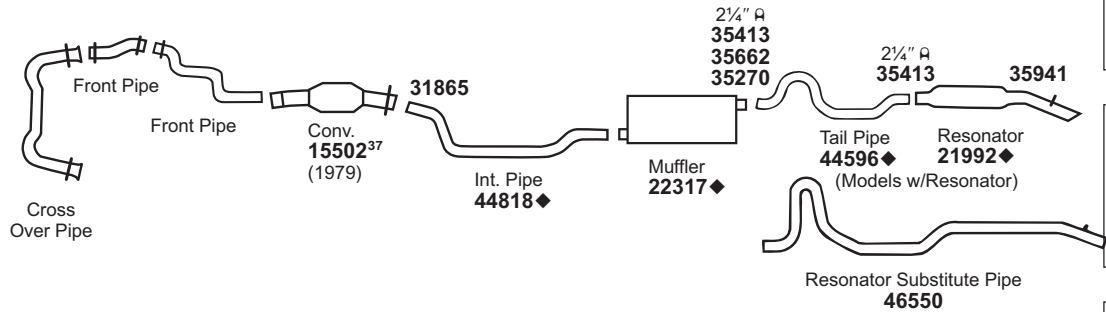
For 15502: Univ. Conv. 15038#  
 For 18234: Tru-Fit 18172      Univ. SoundFX 17846      Super Turbo 17732#

GENERAL INFORMATION

PASSENGER CAR

LIGHT TRUCK

(10197) 1979-78 V6 CYL. LESABRE w/3.8L (231 C.I.D.) TURBO ENG.



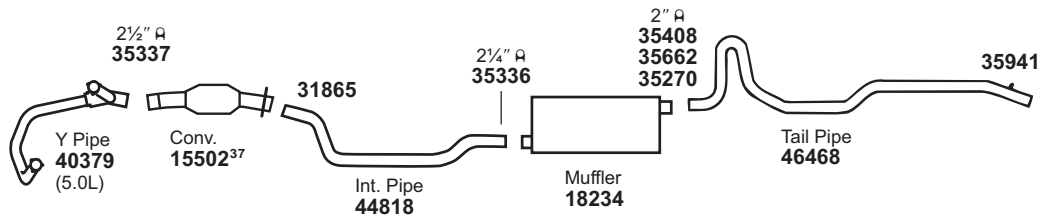
For 15502: Univ. Conv. 15038#  
 For 21992: SoundFX 18352      Univ. SoundFX 17852#  
 For 22317: SoundFX 18235      Tru-Fit 18141      Glasspack 24069<sup>545</sup>  
 Super Turbo 17732#      Univ. SoundFX 17843

MUFFLER SPECS.

OPTIONAL MUFFLERS

CONVERTER SPECS.

(10198) 1979-78 8 CYL. LESABRE w/4.9L (301 C.I.D.) ENG.  
 1978 8 CYL. LESABRE w/5.0L (305 C.I.D.) ENG.



For 15502: Univ. Conv. 15038#  
 For 18234: Tru-Fit 18172      Univ. SoundFX 17846      Super Turbo 17732#

ACCESSORIES

FOOTNOTES

31413 Gskt.	31865 Flng.	31866 Flng.	35270 Hngr.	35662 Brkt.	35941 Hngr.	36463 Sprgs.									

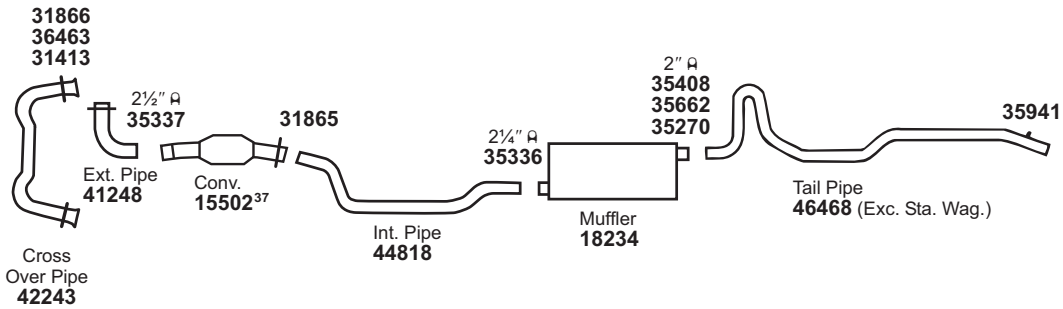
NOT LEGAL FOR SALE IN STATE OF CALIFORNIA  
 IN NEW YORK STATE, CONVERTERS LISTED ARE LEGAL FOR FEDERAL/EPA EMISSION VEHICLES ONLY

◆ If welded assembly, replace all required parts.  
 # Modifications and/or additional parts required.

37 Fits All Emissions Vehicles.  
 545 Requires 35003 Bracket & 41206 Spout on Outlet.

# BUICK LeSabre

(10199) 1979-78 8 CYL. LESABRE w/5.7L (350 C.I.D.) ENG. CODE R (OLDSMOBILE ENG.)

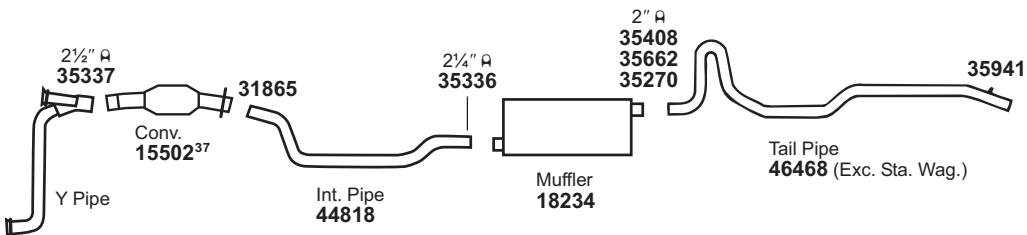


For 15502: Univ. Conv. 15038#  
For 18234: Tru-Fit 18172

Univ. SoundFX 17846

Super Turbo 17732#

(10200) 1979-78 8 CYL. LESABRE w/5.7L (350 C.I.D.) ENG. CODE X (BUICK ENG.)

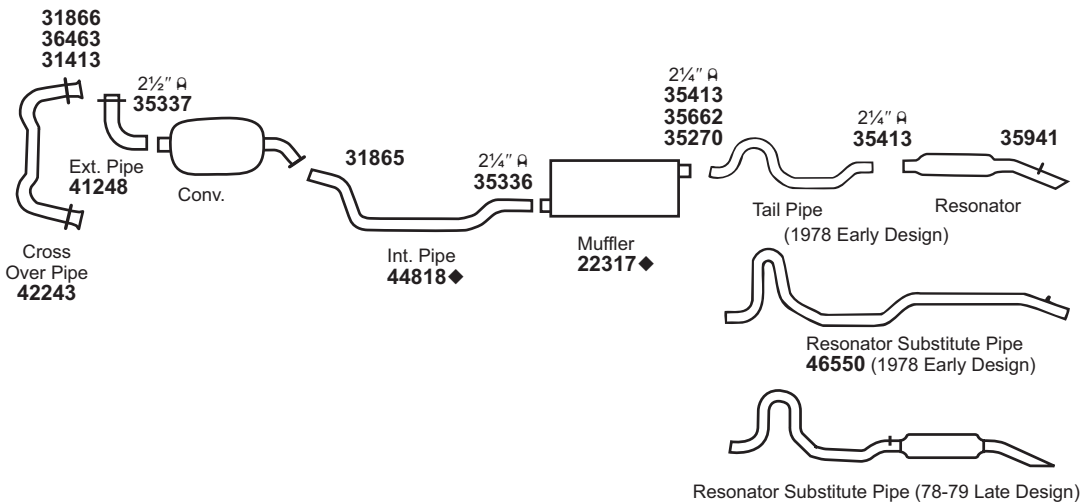


For 15502: Univ. Conv. 15038#  
For 18234: Tru-Fit 18172

Univ. SoundFX 17846

Super Turbo 17732#

(10201) 1978 8 CYL. LESABRE w/6.6L (403 C.I.D.) ENG.



For 22317: SoundFX 18235  
Super Turbo 17732#

Tru-Fit 18141

Univ. SoundFX 17843

31413 Gskt.	31865 Fing.	31866 Fing.	35270 Hngr.	35662 Brkt.	35941 Hngr.	36463 Sprgs.											

NOT LEGAL FOR SALE IN STATE OF CALIFORNIA  
IN NEW YORK STATE, CONVERTERS LISTED ARE LEGAL FOR FEDERAL/EPA EMISSION VEHICLES ONLY

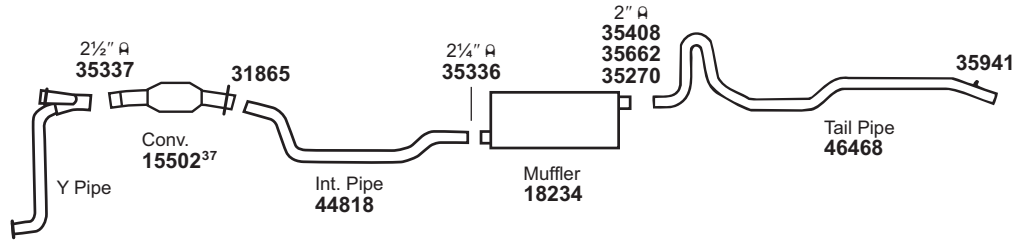
86 ♦ If welded assembly, replace all required parts.  
# Modifications and/or additional parts required.

37 Fits All Emissions Vehicles.



# BUICK LeSabre

(10202) 1977 V6 CYL. LESABRE w/3.8L (231 C.I.D.) ENG.

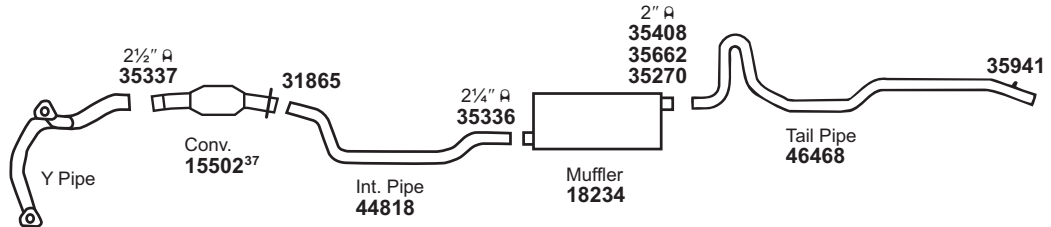


For 15502: Univ. Conv. 15038#  
 For 18234: Tru-Fit 18172      Univ. SoundFX 17846      Super Turbo 17732#

GENERAL INFORMATION

PASSENGER CAR

(10203) 1977 8 CYL. LESABRE w/4.9L (301 C.I.D.) ENG.

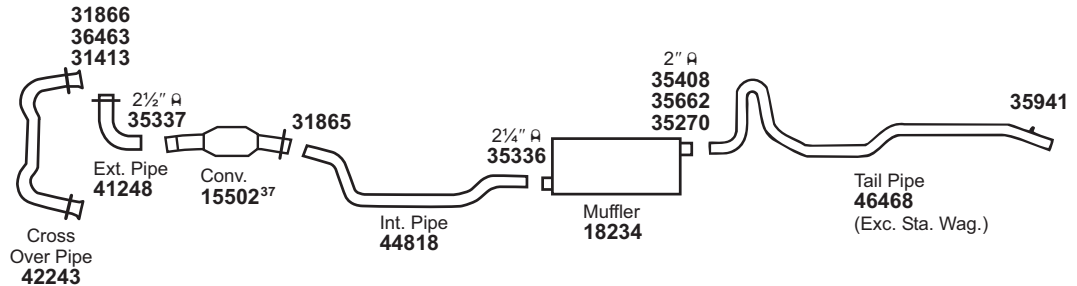


For 15502: Univ. Conv. 15038#  
 For 18234: Tru-Fit 18172      Univ. SoundFX 17846      Super Turbo 17732#

LIGHT TRUCK

MUFFLER SPECS.

(10204) 1977 8 CYL. LESABRE w/5.7L (350 C.I.D.) ENG. CODE R (OLDSMOBILE ENG.)

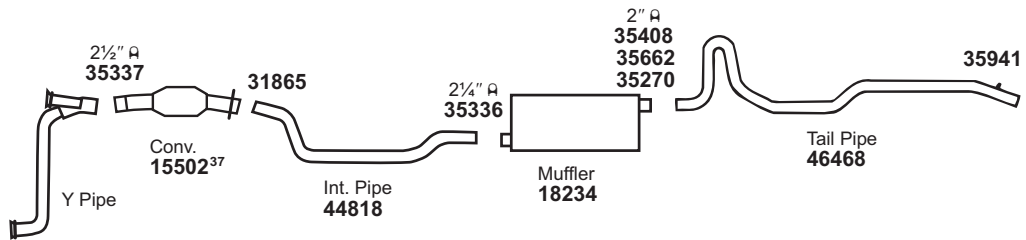


For 15502: Univ. Conv. 15038#  
 For 18234: Tru-Fit 18172      Univ. SoundFX 17846      Super Turbo 17732#

OPTIONAL MUFFLERS

CONVERTER SPECS.

(10205) 1977 8 CYL. LESABRE w/5.7L (350 C.I.D.) ENG. CODE H & J (BUICK ENG.)



For 15502: Univ. Conv. 15038#  
 For 18234: Tru-Fit 18172      Univ. SoundFX 17846      Super Turbo 17732#

ACCESSORIES

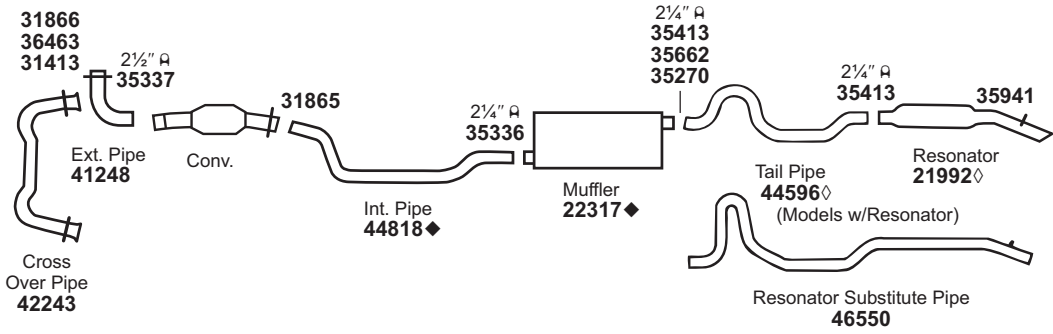
FOOTNOTES

31413 Gskt.	31865 Flng.	31866 Flng.	35270 Hngr.	35662 Brkt.	35941 Hngr.	36463 Sprgs.							

NOT LEGAL FOR SALE IN STATE OF CALIFORNIA  
 IN NEW YORK STATE, CONVERTERS LISTED ARE LEGAL FOR FEDERAL/EPA EMISSION VEHICLES ONLY

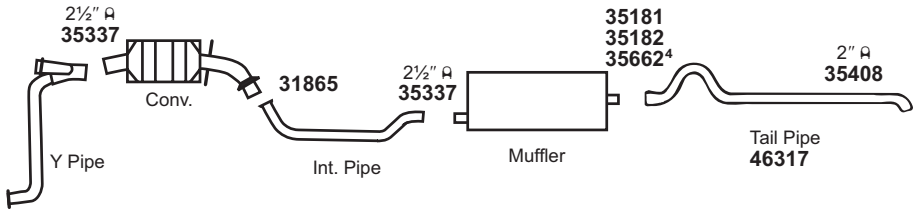
# BUICK LeSabre

**(10206) 1977 8 CYL. LESABRE w/6.6L (403 C.I.D.) ENG.**

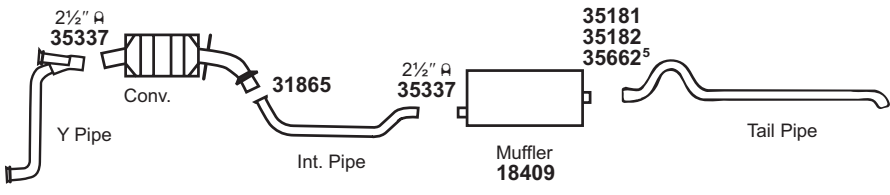


For 21992: SoundFX 18352                      Univ. SoundFX 17852#                      Glasspack 24069<sup>545</sup>  
 For 22317: SoundFX 18235                      Tru-Fit 18141                      Univ. SoundFX 17843  
 Super Turbo 17732#

**(10207) 1976 V6 CYL. LESABRE w/3.8L (231 C.I.D.) ENG.**

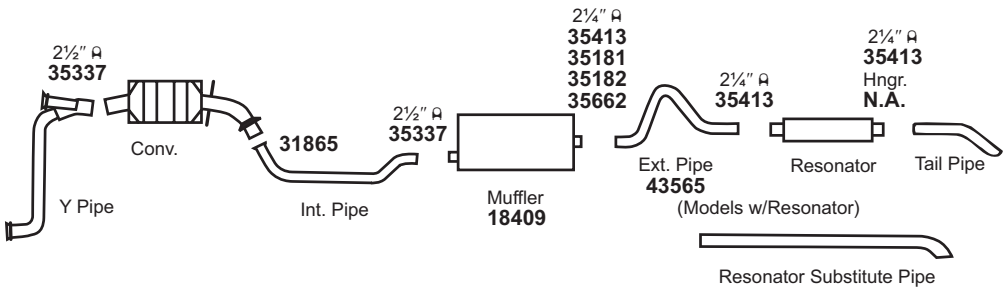


**(10208) 1976-75 8 CYL. LESABRE w/5.7L (350 C.I.D.) ENG.**



For 18409: Tru-Fit 18112                      Univ. SoundFX 17824                      Super Turbo 17748#  
 Ultra Flo SS 17289#

**(10209) 1976-75 8 CYL. LESABRE w/7.5L (455 C.I.D.) ENG.**



For 18409: Tru-Fit 18112                      Univ. SoundFX 17824                      Super Turbo 17748#  
 Ultra Flo SS 17289#

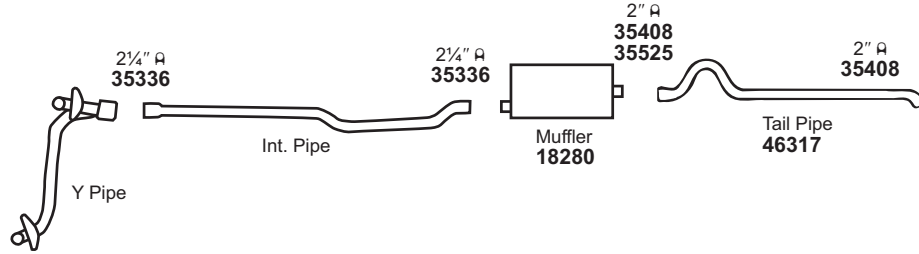
31413 Gskt.	31865 Flng.	31866 Flng.	35181 Brkt.	35182 Brkt.	35270 Hngr.	35662 Brkt.	35941 Hngr.	36463 Sprgs.						

**NOT LEGAL FOR SALE IN STATE OF CALIFORNIA  
 IN NEW YORK STATE, CONVERTERS LISTED ARE LEGAL FOR FEDERAL/EPA EMISSION VEHICLES ONLY**

♦ If welded assembly, replace all required parts.                      4 Requires 35408 (2") Clamp.  
 ◆ If welded assembly, replace all required parts.                      5 Requires 35413 (2 1/4") Clamp.  
 # Modifications and/or additional parts required.                      545 Requires 35003 Bracket & 41206 Spout on Outlet.

# BUICK LeSabre

(10210) 1974-73 8 CYL. LESABRE w/5.7L (350 C.I.D.) ENG. (EXC. 1973 MODELS w/3.42 AXLE RATIO)



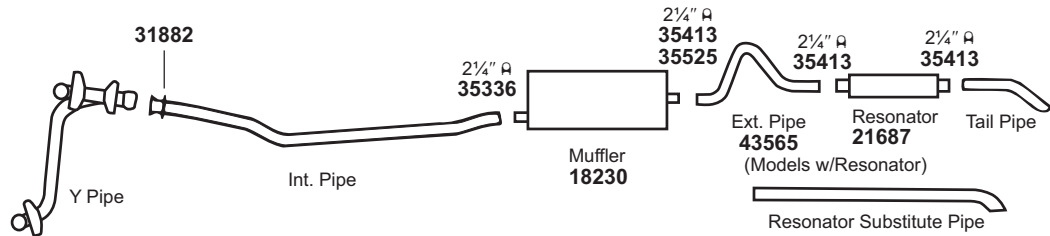
For 18280: Tru-Fit 18111      Univ. SoundFX 17800      Super Turbo 17747#

GENERAL INFORMATION

PASSENGER CAR

LIGHT TRUCK

(10211) 1974-73 8 CYL. LESABRE w/7.5L (455 C.I.D.) ENG., SINGLE EXHAUST

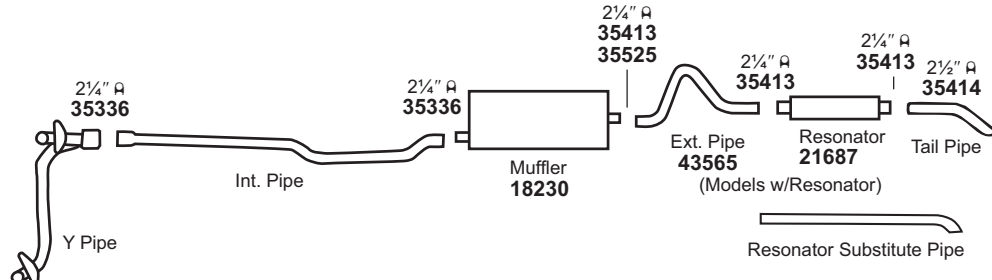


For 18230: Tru-Fit 18113      Univ. SoundFX 17808      Super Turbo 17747#  
For 21687: Univ. SoundFX 17812#

MUFFLER SPECS.

OPTIONAL MUFFLERS

(10212) 1973 8 CYL. LESABRE w/5.7L (350 C.I.D.) ENG., MODELS w/3.42 AXLE RATIO




For 18230: Tru-Fit 18113      Univ. SoundFX 17808      Super Turbo 17747#  
For 21687: Univ. SoundFX 17812#

CONVERTER SPECS.

ACCESSORIES

FOOTNOTES

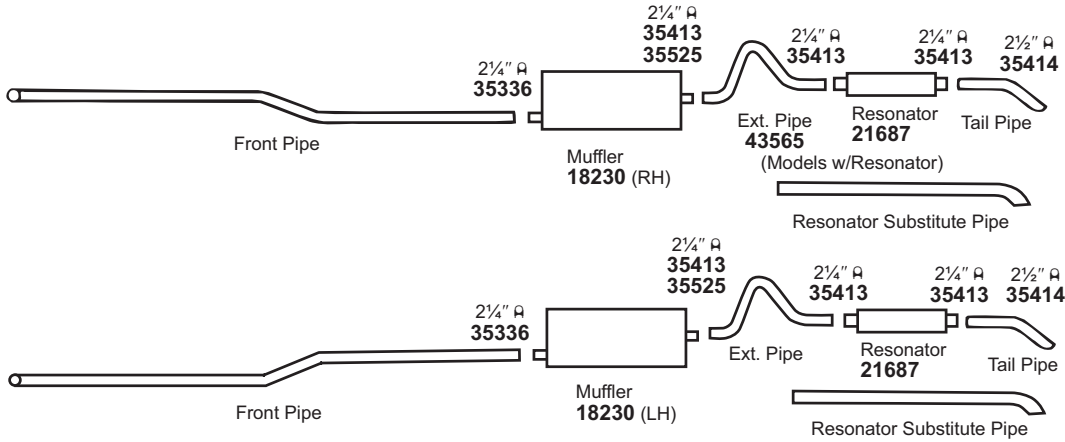
31882 Flng. 	35525 Hngr. 												
---	---	--	--	--	--	--	--	--	--	--	--	--	--

NOT LEGAL FOR SALE IN STATE OF CALIFORNIA  
IN NEW YORK STATE, CONVERTERS LISTED ARE LEGAL FOR FEDERAL/EPA EMISSION VEHICLES ONLY

# Modifications and/or additional parts required.

# BUICK LeSabre

(10213) 1973 8 CYL. LESABRE w/7.5L (455 C.I.D.) ENG., DUAL EXHAUST



For 18230: Tru-Fit 18113

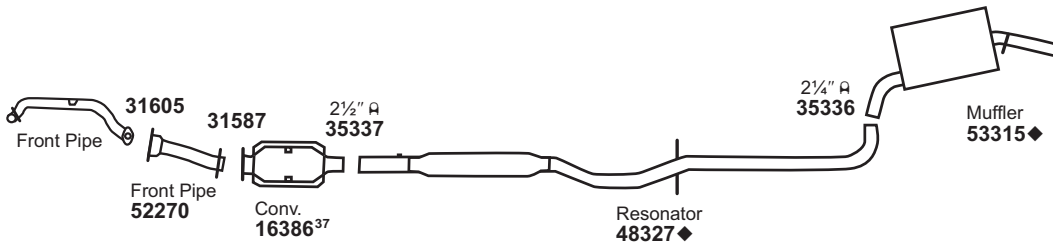
Univ. SoundFX 17808

Super Turbo 17747#

For 21687: Univ. SoundFX 17812#

# BUICK Park Avenue

(10214) 2005-00 6 CYL. PARK AVENUE w/3.8L ENG. (EXC. SUPERCHARGER)

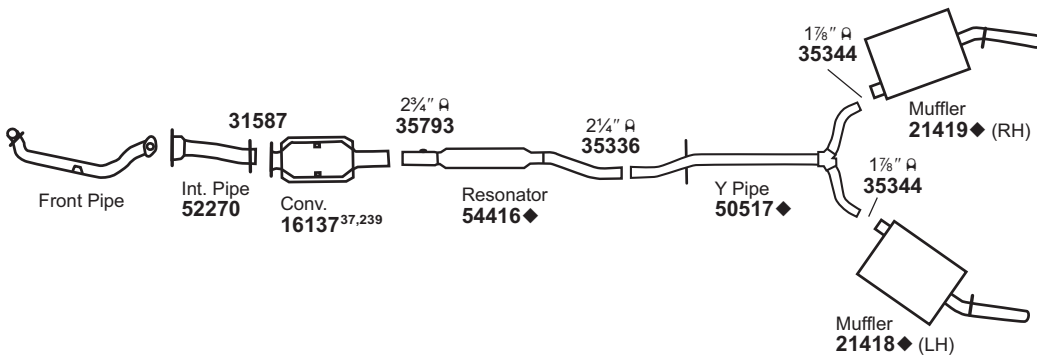


NOTE: To connect resonator 48327 to O.E. converter:

- 1) Cut original resonator 2 1/4" downstream of resonator-to-converter weld.
- 2) Overlap 48327 onto remaining stub on converter outlet.

For 53315: SoundFX 18945

(10215) 2002-00 6 CYL. PARK AVENUE ULTRA w/3.8L SUPERCHARGED ENG.



NOTE: To connect 54416 to O.E. converter:

- 1) Cut at appropriate location.
- 2) Overlap 54416 onto remaining stub on converter outlet.

For 16137: Univ. Conv. 93304#

31587 Gskt.	31605 Gskt.	35525 Hngr.								

NOT LEGAL FOR SALE IN STATE OF CALIFORNIA  
IN NEW YORK STATE, CONVERTERS LISTED ARE LEGAL FOR FEDERAL/EPA EMISSION VEHICLES ONLY

◆ If welded assembly, replace all required parts.

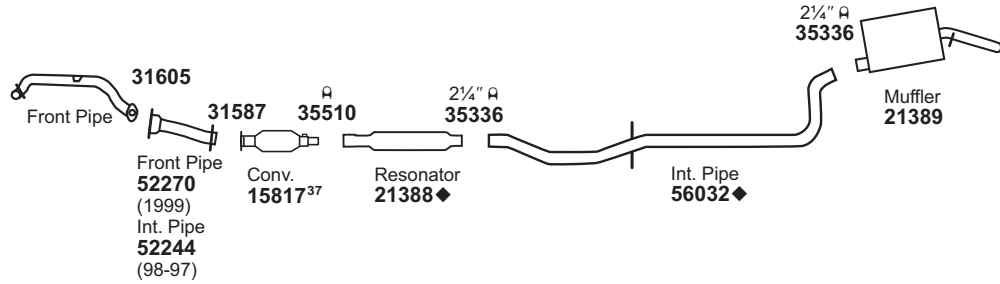
# Modifications and/or additional parts required.

37 Fits All Emissions Vehicles.

239 Use adaptor 41968 when installing 16137 converter to O.E. Resonator.

# BUICK Park Avenue

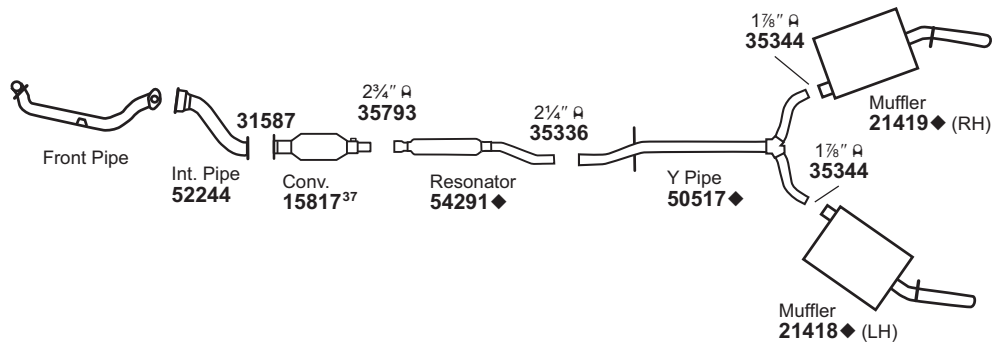
(10216) 1999-97 6 CYL. PARK AVENUE w/3.8L ENG. (EXC. SUPERCHARGER)



**NOTE:** To connect resonator 21388 to O.E. converter:  
 1) Cut original resonator 2 1/4" downstream of resonator-to-converter weld.  
 2) Overlap 21388 onto remaining stub on converter outlet.

For 15817: Univ. Conv. 93304#  
 For 21389: SoundFX 18907      Super Turbo 17731#      Ultra Flo SS 17282#

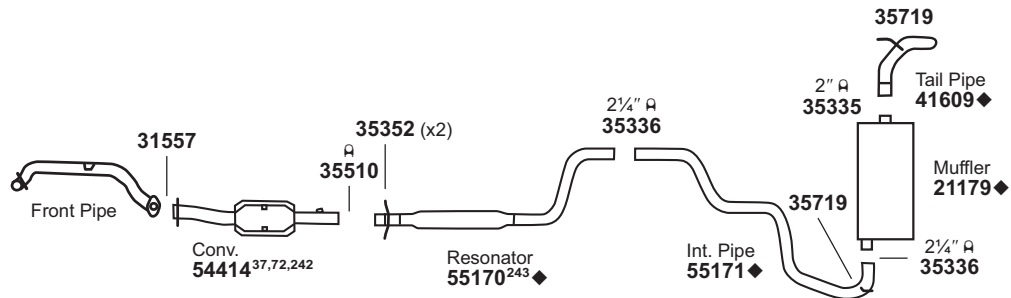
(10217) 1999-97 6 CYL. PARK AVENUE ULTRA w/3.8L SUPERCHARGED ENG.



**NOTE:** To connect 54291 to O.E. converter:  
 1) Cut at appropriate location.  
 2) Overlap 54291 onto remaining stub on converter outlet.

For 15817: Univ. Conv. 93304#

(10218) 1996 6 CYL. PARK AVENUE w/3.8L ENG (EXC. ULTRA)



**NOTE:** To connect pipe 55170 to O.E. converter:  
 1) Cut original pipe 1 1/2" downstream of pipe-to-converter weld.  
 2) Overlap 55170 onto the remaining stub on converter outlet.

For 21179: Super Turbo 17731#      Ultra Flo SS 17282#  
 For 54414: Univ. Conv. 93303#

31557 Gskt.	31587 Gskt.	31605 Gskt.	35352 Insl.	35719 Insl.									

NOT LEGAL FOR SALE IN STATE OF CALIFORNIA  
 IN NEW YORK STATE, CONVERTERS LISTED ARE LEGAL FOR FEDERAL/EPA EMISSION VEHICLES ONLY

◆ If welded assembly, replace all required parts.  
 # Modifications and/or additional parts required.  
 37 Fits All Emissions Vehicles.  
 72 Direct Fit Converter, inlet pipe part of converter.  
 242 Use adapter 51065 to fit with 55170.  
 243 Use adapter 51065 to fit with 54413 & 54414.

GENERAL INFORMATION

PASSENGER CAR

LIGHT TRUCK

MUFFLER SPECS.

OPTIONAL MUFFLERS

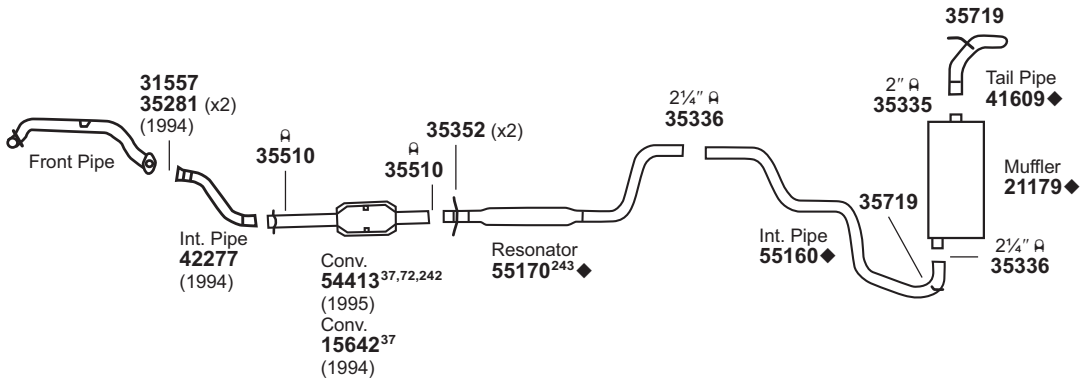
CONVERTER SPECS.

ACCESSORIES

FOOTNOTES

# BUICK Park Avenue

(10219) 1995-94 6 CYL. PARK AVENUE w/3.8L ENG



NOTE: To connect pipe 42277 to O.E. converter:

- 1) Cut original pipe approximately 1½" upstream of pipe-to-converter weld.
- 2) Overlap 42277 onto the remaining stub on converter inlet.

NOTE: To connect pipe 55170 to O.E. converter:

- 1) Cut original pipe 1½" downstream of pipe-to-converter weld.
- 2) Overlap 55170 onto the remaining stub on converter outlet.

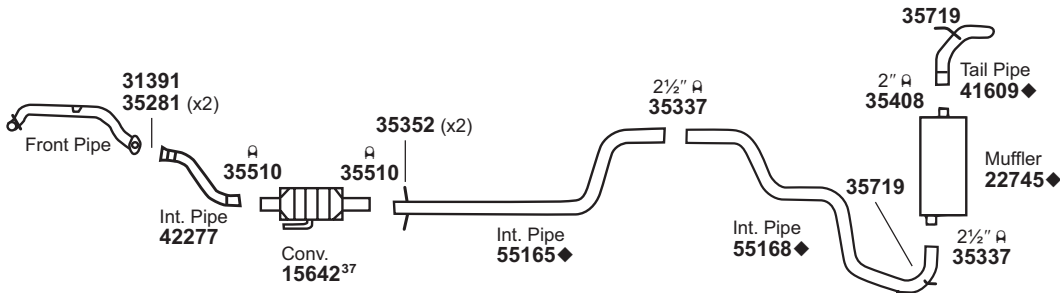
For 15642: Univ. Conv. 15042#

For 21179: Super Turbo 17731#

Ultra Flo SS 17282#

For 54413: Univ. Conv. 15042#

(10220) 1993-91 6 CYL. PARK AVENUE w/3.8L (EXC. SUPERCHARGER)



NOTE: To connect pipe 42277 to O.E. converter:

- 1) Cut original pipe 1¾" upstream of pipe-to-converter weld.
- 2) Overlap 42277 onto the remaining stub on converter inlet.

NOTE: To connect pipe 55165 to O.E. converter:

- 1) Cut original pipe 1¾" downstream of pipe-to-converter weld.
- 2) Overlap 55165 onto the remaining stub on converter outlet.

For 15642: Univ. Conv. 15042#

For 22745: Univ. SoundFX 17800#

Super Turbo 17733#

Ultra Flo SS 17283#

31391 Gskt.	31557 Gskt.	35281 Spring	35352 Insl.	35719 Insl.															

NOT LEGAL FOR SALE IN STATE OF CALIFORNIA  
IN NEW YORK STATE, CONVERTERS LISTED ARE LEGAL FOR FEDERAL/EPA EMISSION VEHICLES ONLY

◆ If welded assembly, replace all required parts.

# Modifications and/or additional parts required.

37 Fits All Emissions Vehicles.

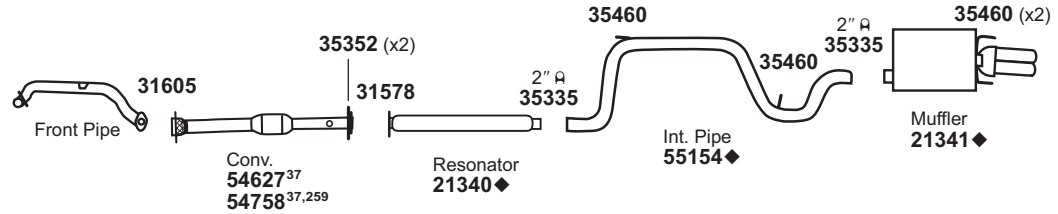
72 Direct Fit Converter, inlet pipe part of converter.

242 Use adapter 51065 to fit with 55170.

243 Use adapter 51065 to fit with 54413 & 54414.

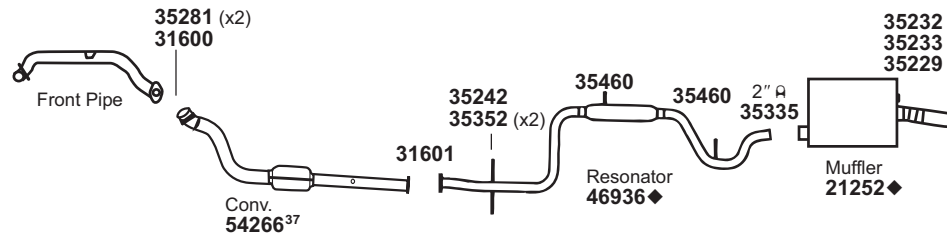
# BUICK Regal

(10221) 2002-97 6 CYL. REGAL w/3.8L ENG.



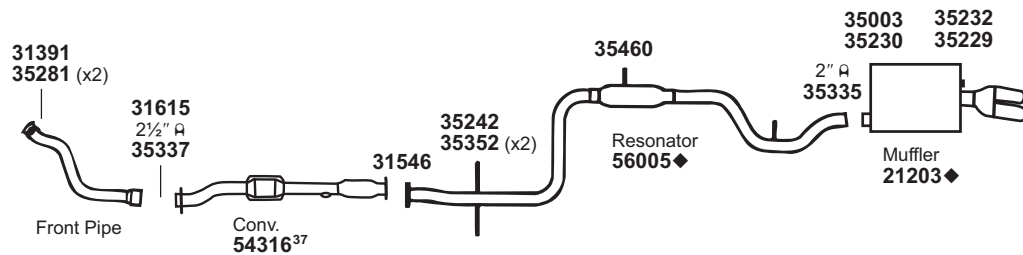
For 21341: SoundFX 18820  
For 54627: Univ. Conv. 93253#

(10222) 1996 6 CYL. REGAL w/3.1L ENG.



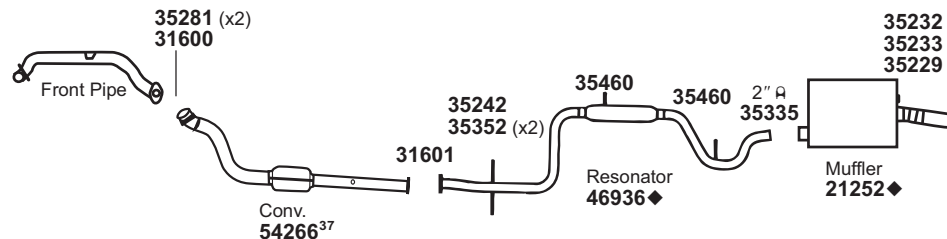
For 21252: SoundFX 18802  
For 54266: Univ. Conv. 93252#

(10223) 1996 6 CYL. REGAL w/3.8L ENG.



For 54316: Univ. Conv. 93258#

(10224) 1995-94 6 CYL. REGAL w/3.1L ENG.



For 21252: SoundFX 18802  
For 54266: Univ. Conv. 93252#

31391 Gskt.	31546 Gskt.	31578 Gskt.	31600 Gskt.	31601 Gskt.	31605 Gskt.	31615 Gskt.	35003 Brkt.	35229 Insl.	35230 Insl.	35232 Brkt.	35233 Brkt.	35242 Brkt.	35281 Spring

NOT LEGAL FOR SALE IN STATE OF CALIFORNIA  
IN NEW YORK STATE, CONVERTERS LISTED ARE LEGAL FOR FEDERAL/EPA EMISSION VEHICLES ONLY

◆ If welded assembly, replace all required parts.  
# Modifications and/or additional parts required.

37 Fits All Emissions Vehicles.  
259 Optional Part Number - Extra Precious Metal Loading.

GENERAL INFORMATION

PASSENGER CAR

LIGHT TRUCK

MUFFLER SPECS.

OPTIONAL MUFFLERS

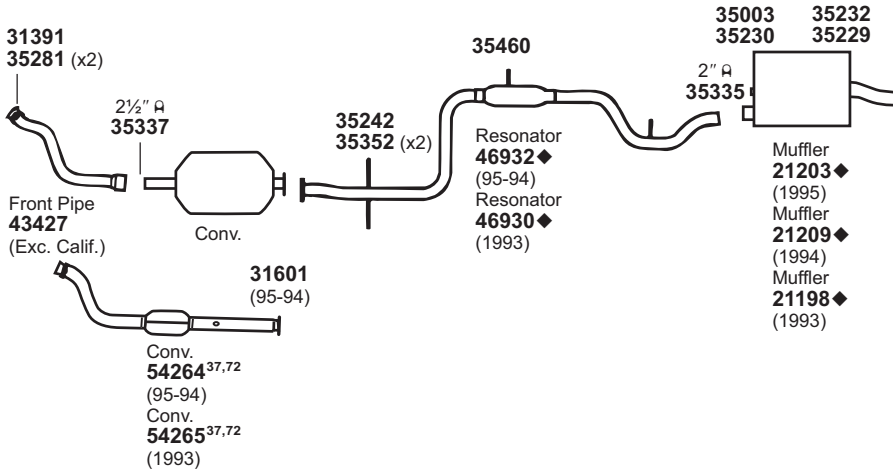
CONVERTER SPECS.

ACCESSORIES

FOOTNOTES

# BUICK Regal

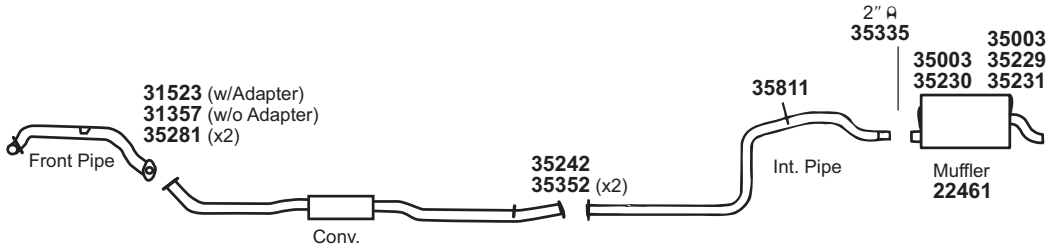
(10225) 1995-93 6 CYL. REGAL w/3.8L ENG.



**NOTE: To connect pipe 43427 to converter:**  
 1) Cut original pipe immediately downstream of pipe-to-converter weld.  
 2) Insert 43427 into the remaining stub on converter inlet.

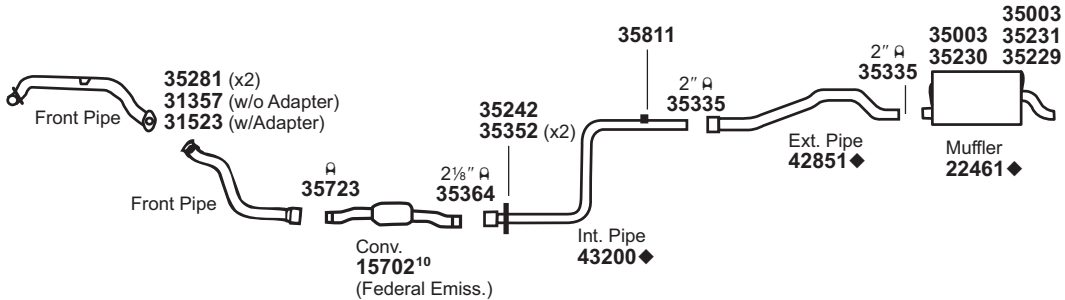
For 54264: Univ. Conv. 15053#  
 For 54265: Univ. Conv. 15038#

(10226) 1993 6 CYL. REGAL w/3.1L ENG., CALIF.



For 22461: SoundFX 18246      Tru-Fit 18154<sup>537</sup>      Univ. SoundFX 17870#

(10227) 1993 V6 CYL. REGAL w/3.1L ENG., FEDERAL EMISSIONS



**NOTE: To connect 43200 to O.E. converter:**  
 1) Cut original pipe 1 3/4" downstream of pipe-to-converter weld.  
 2) Overlap 43200 onto the remaining stub on converter outlet.

For 15702: Univ. Conv. 15037#  
 For 22461: SoundFX 18246      Tru-Fit 18154<sup>537</sup>      Univ. SoundFX 17870#

31357 Gskt.	31391 Gskt.	31523 Gskt.	31601 Gskt.	35003 Brkt.	35229 Insl.	35230 Insl.	35231 Brkt.	35232 Brkt.	35242 Brkt.	35281 Spring	35352 Insl.	35460 Insl.	35811 Insl.

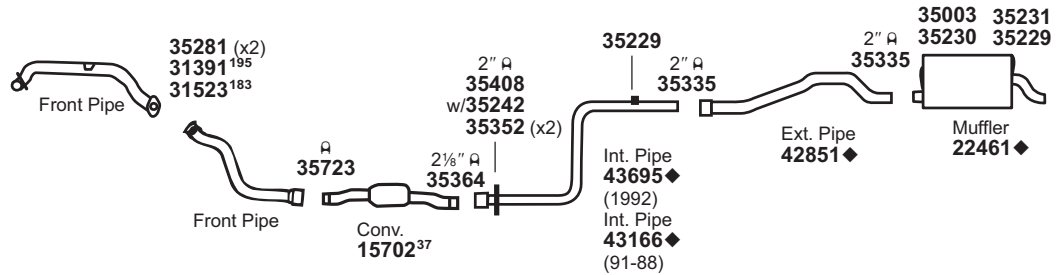
NOT LEGAL FOR SALE IN STATE OF CALIFORNIA  
 IN NEW YORK STATE, CONVERTERS LISTED ARE LEGAL FOR FEDERAL/EPA EMISSION VEHICLES ONLY

◆ If welded assembly, replace all required parts.  
 # Modifications and/or additional parts required.  
 37 Fits All Emissions Vehicles.  
 72 Direct Fit Converter, inlet pipe part of converter.  
 537 Requires 41013 Spout & (1) Extra 35408 (2") Clamp.



# BUICK Regal

(10228) 1992-89 V6 CYL. REGAL w/3.1L ENG.  
1989-88 V6 CYL. REGAL w/2.8L ENG.



**NOTE:** To connect 43166 or 43695 to O.E. converter:  
1) Cut original pipe 1 3/4" downstream of pipe-to-converter weld.  
2) Overlap 43166 or 43695 onto the remaining stub on converter outlet.

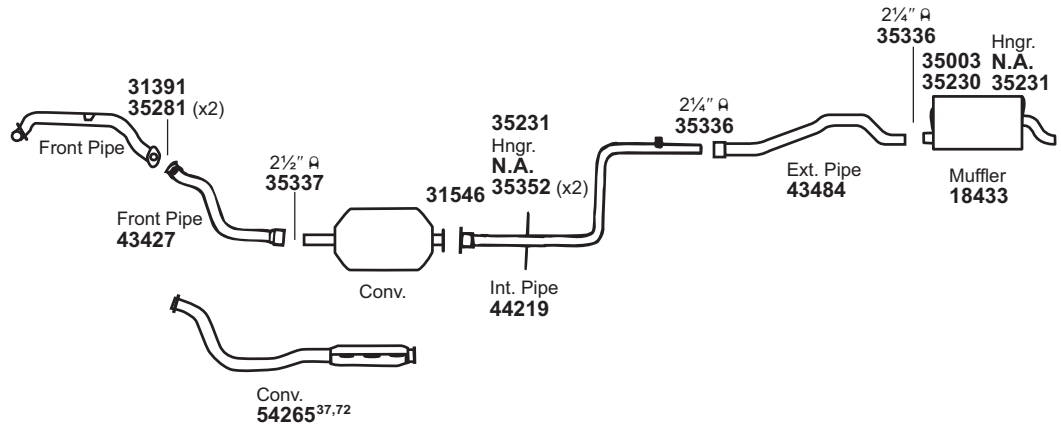
For 15702: Univ. Conv. 15037#

For 22461: SoundFX 18246

Tru-Fit 18154<sup>537</sup>

Univ. SoundFX 17870#

(10229) 1992-90 V6 CYL. REGAL w/3.8L ENG.



**NOTE:** To connect pipe 43427 to converter:  
1) Cut original pipe immediately downstream of pipe-to-converter weld.  
2) Insert 43427 into the remaining stub on converter inlet.

For 18433: Univ. SoundFX 17870#

For 54265: Univ. Conv. 15038#

31391 Gskt.	31523 Gskt.	31546 Gskt.	35003 Brkt.	35229 Insl.	35230 Insl.	35231 Brkt.	35242 Brkt.	35281 Spring	35352 Insl.				

**NOT LEGAL FOR SALE IN STATE OF CALIFORNIA  
IN NEW YORK STATE, CONVERTERS LISTED ARE LEGAL FOR FEDERAL/EPA EMISSION VEHICLES ONLY**

- ◆ If welded assembly, replace all required parts.
- # Modifications and/or additional parts required.
- 37 Fits All Emissions Vehicles.
- 72 Direct Fit Converter, inlet pipe part of converter.

- 183 1988 Models with Cast Iron Manifold.
- 195 Exc. 1988 Models with Cast Iron manifold.
- 537 Requires 41013 Spout & (1) Extra 35408 (2") Clamp.

GENERAL  
INFORMATION

PASSENGER  
CAR

LIGHT  
TRUCK

MUFFLER  
SPECS.

OPTIONAL  
MUFFLERS

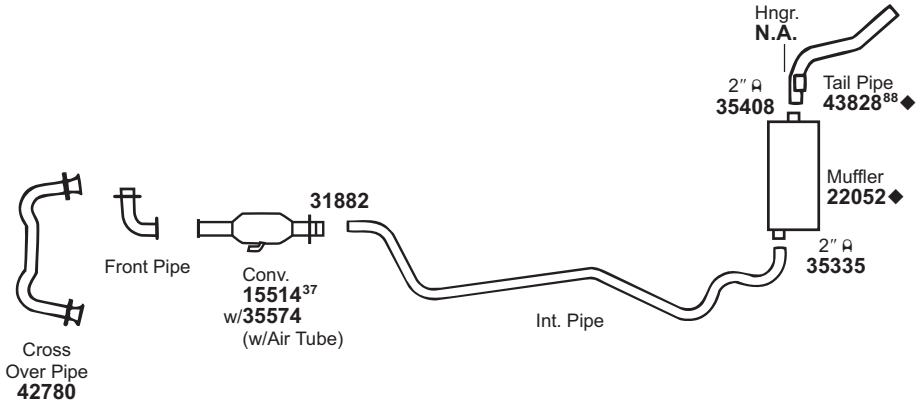
CONVERTER  
SPECS.

ACCESSORIES

FOOTNOTES

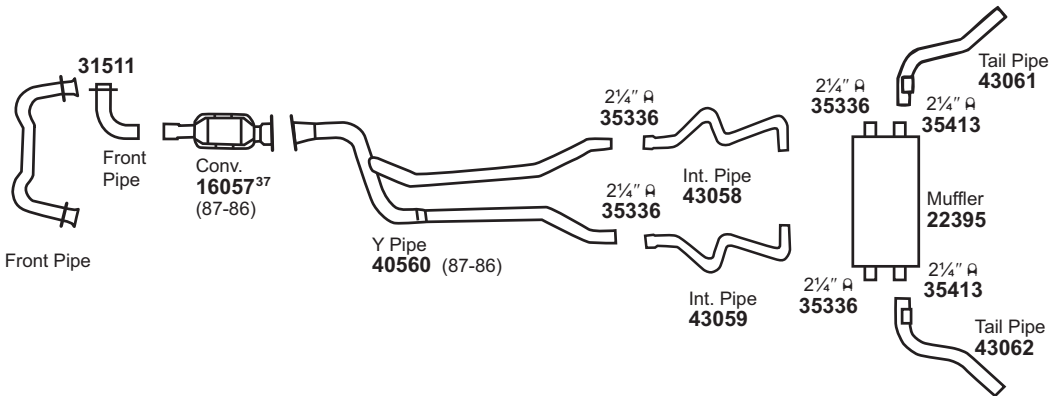
# BUICK Regal

(10230) 1987-84 6 CYL. REGAL w/3.8L ENG. (EXC. TURBO), R.W.D.  
 1984 6 CYL. REGAL w/4.1L ENG. (EXC. TURBO), R.W.D.



For 15514: Univ. Conv. 15032#  
 For 22052: SoundFX 18275 Tru-Fit 18101 Univ. SoundFX 17840  
 Super Turbo 17730#

(10231) 1987-86 V6 CYL. REGAL GRAND NATIONAL w/3.8L TURBO ENG.  
 1985-84 V6 CYL. REGAL T-TYPE w/3.8L TURBO ENG.



For 16057: Univ. Conv. 15032#

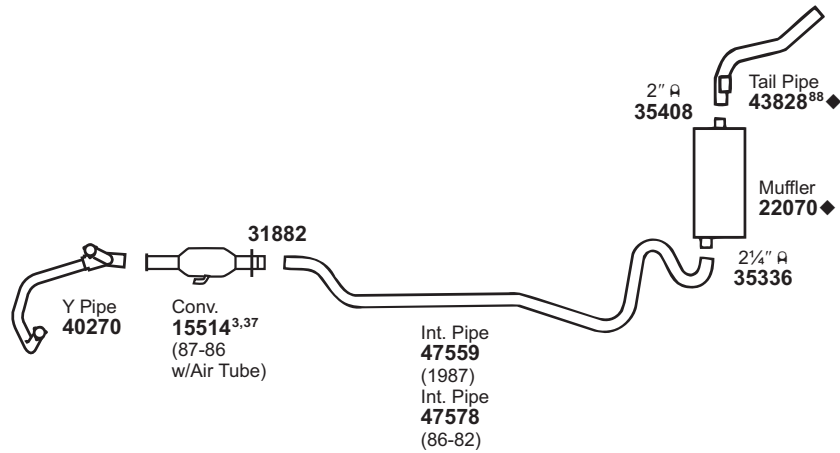
31511 Gskt.	31882 Flng.																		

NOT LEGAL FOR SALE IN STATE OF CALIFORNIA  
 IN NEW YORK STATE, CONVERTERS LISTED ARE LEGAL FOR FEDERAL/EPA EMISSION VEHICLES ONLY

96 ◆ If welded assembly, replace all required parts.  
 # Modifications and/or additional parts required.  
 37 Fits All Emissions Vehicles.  
 88 Late Design; Bracket welded on bottom of Pipe.

# BUICK Regal

(10232) 1987-82 8 CYL. REGAL w/5.0L, R.W.D.

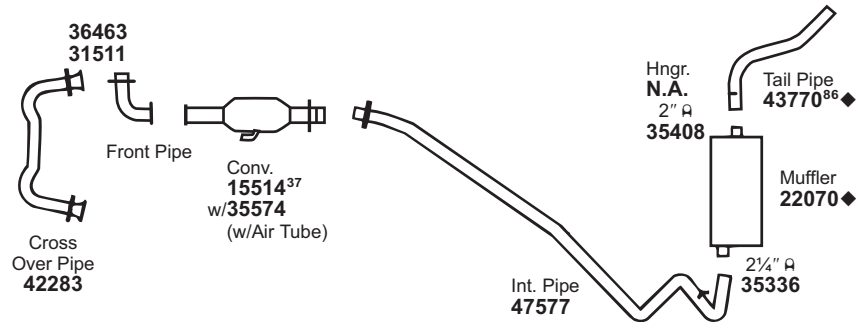


For 15514: Univ. Conv. 15032#  
 For 22070: SoundFX 18345  
 Super Turbo 17731#

Tru-Fit 18107  
 Ultra Flo SS 17282#

Univ. SoundFX 17840#

(10233) 1987-86 8 CYL. REGAL w/5.0L (307 C.I.D.) ENG.

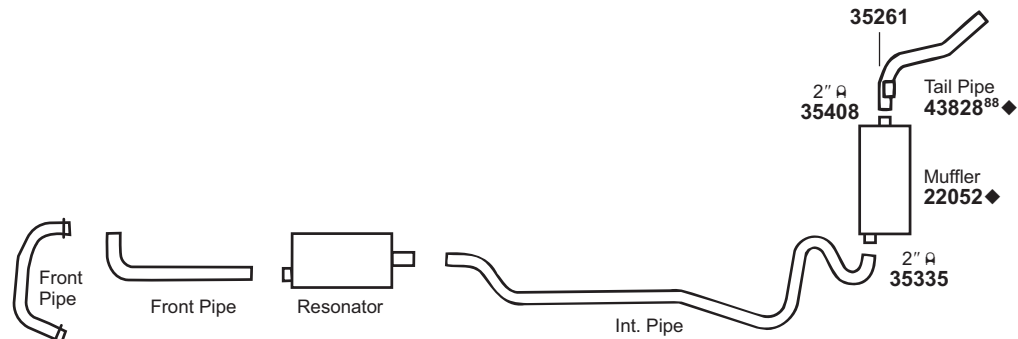


For 15514: Univ. Conv. 15032#  
 For 22070: SoundFX 18345  
 Super Turbo 17731#

Tru-Fit 18107  
 Ultra Flo SS 17282#

Univ. SoundFX 17840#

(10234) 1984-82 V6 CYL. REGAL w/4.3L DIESEL ENG., R.W.D.



For 22052: SoundFX 18275  
 Super Turbo 17730#

Tru-Fit 18101

Univ. SoundFX 17840

31511 Gskt. 	31882 Flng. 	35261 Insl. 	36463 Sprgs. 																
--------------------	--------------------	--------------------	---------------------	--	--	--	--	--	--	--	--	--	--	--	--	--	--	--	--

NOT LEGAL FOR SALE IN STATE OF CALIFORNIA  
 IN NEW YORK STATE, CONVERTERS LISTED ARE LEGAL FOR FEDERAL/EPA EMISSION VEHICLES ONLY

◆ If welded assembly, replace all required parts.  
 # Modifications and/or additional parts required.  
 3 May require 35574 Air Tube Kit for installation.

37 Fits All Emissions Vehicles.  
 86 Early Design; Bracket welded on top of Pipe.  
 88 Late Design; Bracket welded on bottom of Pipe.

GENERAL INFORMATION

PASSENGER CAR

LIGHT TRUCK

MUFFLER SPECS.

OPTIONAL MUFFLERS

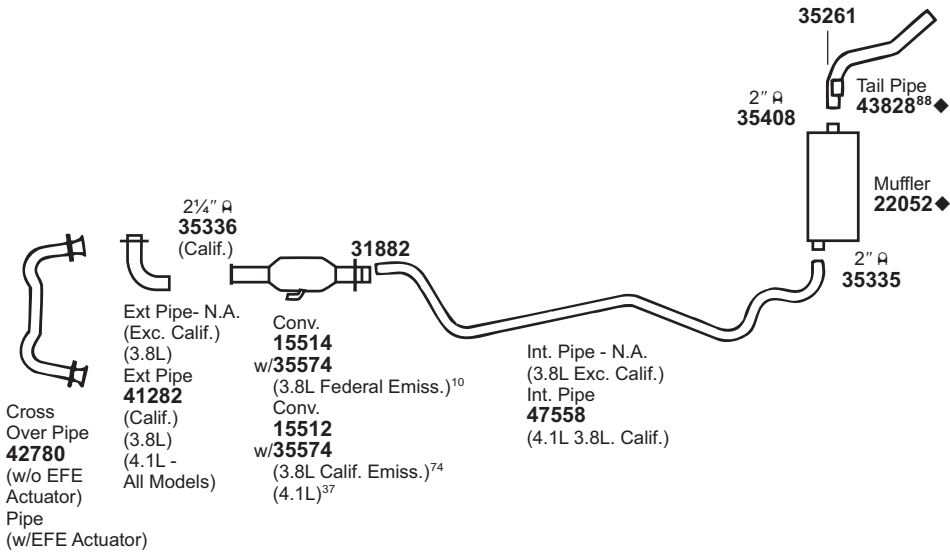
CONVERTER SPECS.

ACCESSORIES

FOOTNOTES

# BUICK Regal

(10235) 1983 6 CYL. REGAL w/3.8L, 4.1L ENG. (EXC. TURBO), R.W.D.



For 15512: Univ. Conv. 15032#

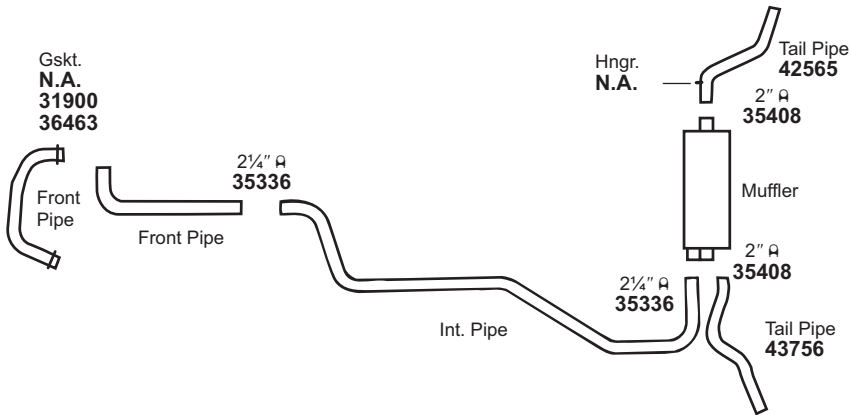
For 15514: Univ. Conv. 15032#

For 22052: SoundFX 18275 Super Turbo 17730#

Tru-Fit 18101

Univ. SoundFX 17840

(10236) 1983-82 8 CYL. REGAL w/5.7L DIESEL ENG., R.W.D.



31882 Flng.	31900 Flng.	35261 Insl.	36463 Sprgs.																

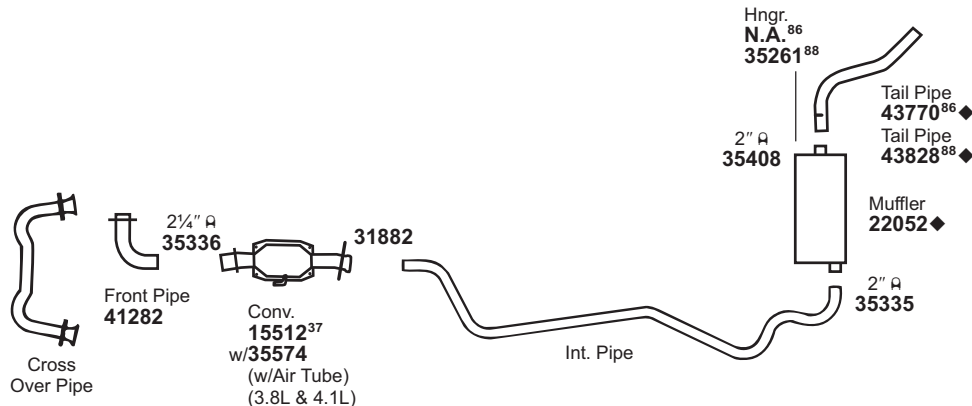
NOT LEGAL FOR SALE IN STATE OF CALIFORNIA  
IN NEW YORK STATE, CONVERTERS LISTED ARE LEGAL FOR FEDERAL/EPA EMISSION VEHICLES ONLY

◆ If welded assembly, replace all required parts.  
# Modifications and/or additional parts required.

37 Fits All Emissions Vehicles.  
74 Fits California/50 State Emission Vehicles.  
88 Late Design; Bracket welded on bottom of Pipe.

# BUICK Regal

(10237) 1982 6-8 CYL. REGAL w/3.8L, 4.1L, 4.4L ENG. (EXC. TURBO), R.W.D.

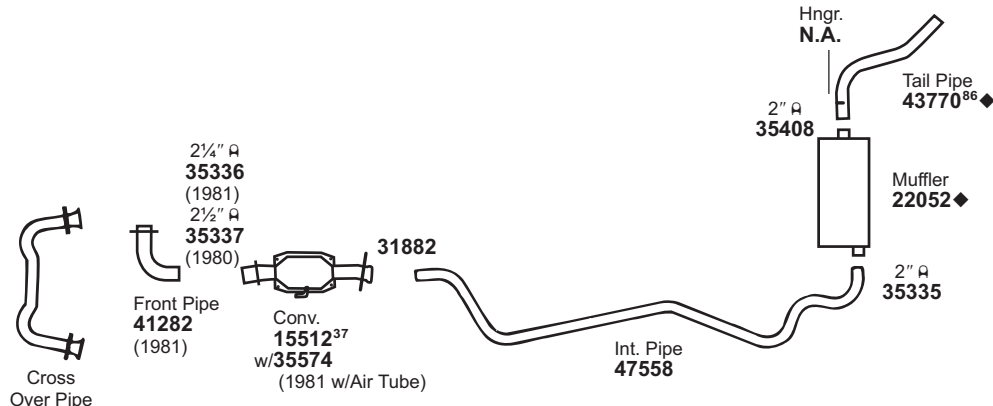


For 15512: Univ. Conv. 15032#  
 For 22052: SoundFX 18275  
 Super Turbo 17730#

Tru-Fit 18101

Univ. SoundFX 17840



(10238) 1981-80 V6 CYL. REGAL w/3.8L (231 C.I.D.) ENG. (EXC. TURBO)



For 15512: Univ. Conv. 15032#  
 For 22052: SoundFX 18275  
 Super Turbo 17730#

Tru-Fit 18101

Univ. SoundFX 17840

31882 Flng. 	35261 Insl. 										
---	---	--	--	--	--	--	--	--	--	--	--

NOT LEGAL FOR SALE IN STATE OF CALIFORNIA  
 IN NEW YORK STATE, CONVERTERS LISTED ARE LEGAL FOR FEDERAL/EPA EMISSION VEHICLES ONLY

◆ If welded assembly, replace all required parts.  
 # Modifications and/or additional parts required.  
 37 Fits All Emissions Vehicles.

86 Early Design; Bracket welded on top of Pipe.  
 88 Late Design; Bracket welded on bottom of Pipe.

GENERAL INFORMATION

PASSENGER CAR

LIGHT TRUCK

MUFFLER SPECS.

OPTIONAL MUFFLERS

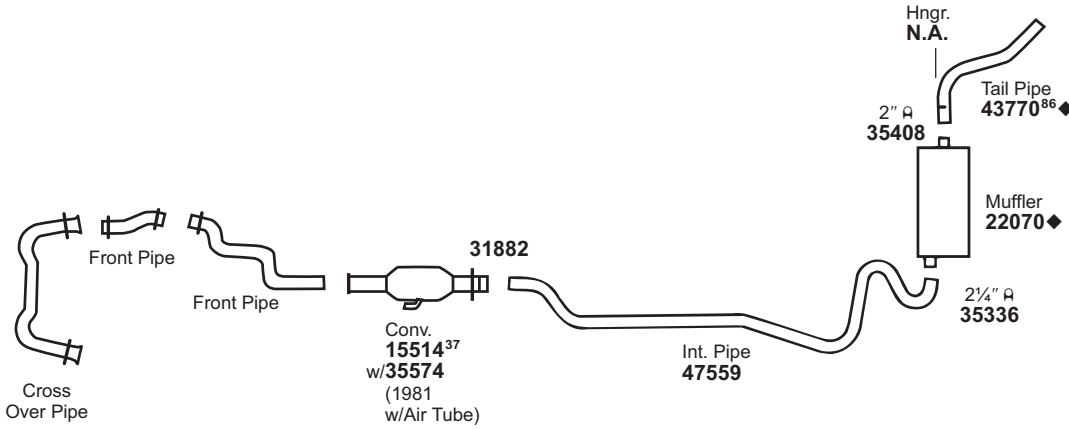
CONVERTER SPECS.

ACCESSORIES

FOOTNOTES

# BUICK Regal

(10239) 1981-80 V6 CYL. REGAL w/3.8L (231 C.I.D.) TURBO ENG. (EXC. STATION WAGON)

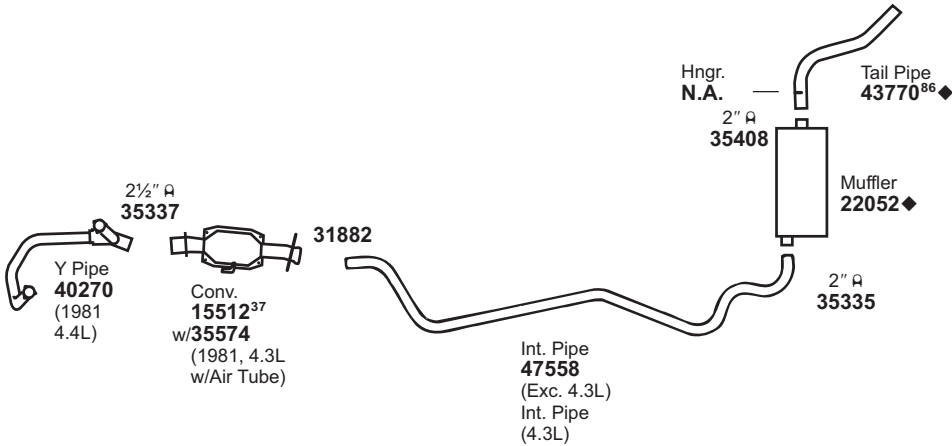


For 15514: Univ. Conv. 15032#  
 For 22070: SoundFX 18345  
 Super Turbo 17731#

Tru-Fit 18107  
 Ultra Flo SS 17282#

Univ. SoundFX 17840#

(10240) 1981-80 8 CYL. REGAL w/4.3L (265 C.I.D.), 4.4L (267 C.I.D.), 4.9L (301 C.I.D.) ENG.



For 15512: Univ. Conv. 15032#  
 For 22052: SoundFX 18275  
 Super Turbo 17730#

Tru-Fit 18101

Univ. SoundFX 17840

31882 Flng.											
----------------	--	--	--	--	--	--	--	--	--	--	--

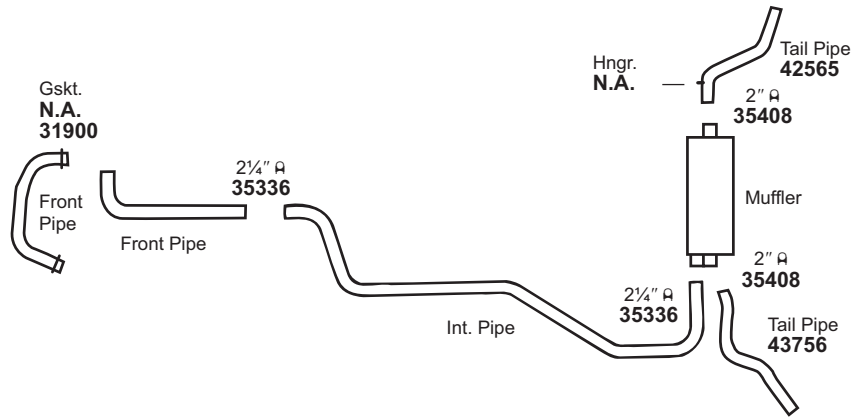
NOT LEGAL FOR SALE IN STATE OF CALIFORNIA  
 IN NEW YORK STATE, CONVERTERS LISTED ARE LEGAL FOR FEDERAL/EPA EMISSION VEHICLES ONLY

100 ◆ If welded assembly, replace all required parts.  
 # Modifications and/or additional parts required.

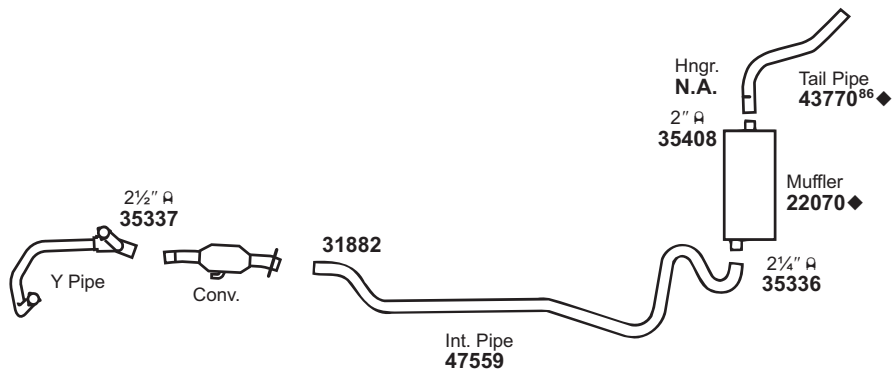
37 Fits All Emissions Vehicles.  
 86 Early Design; Bracket welded on top of Pipe.

# BUICK Regal

(10241) 1981 8 CYL. REGAL w/5.7L DIESEL ENG., R.W.D.

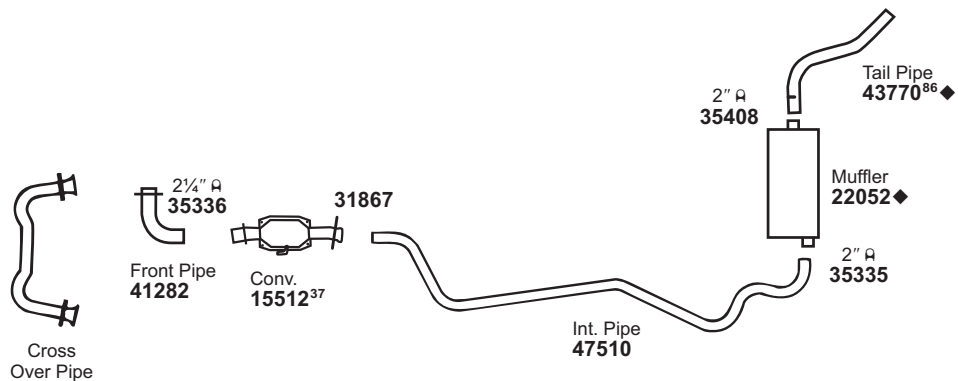


(10242) 1980 8 CYL. REGAL w/5.0L (305 C.I.D.) ENG.



For 22070: SoundFX 18345 Super Turbo 17731# Tru-Fit 18107 Ultra Flo SS 17282# Univ. SoundFX 17840#

(10243) 1979 V6 CYL. REGAL w/3.2L (196 C.I.D.), 3.8L (231 C.I.D.) ENG. (EXC. TURBO)



For 15512: Univ. Conv. 15032# For 22052: SoundFX 18275 Super Turbo 17730# Tru-Fit 18101 Univ. SoundFX 17840

31867 Flng.	31882 Flng.	31900 Flng.												

NOT LEGAL FOR SALE IN STATE OF CALIFORNIA  
IN NEW YORK STATE, CONVERTERS LISTED ARE LEGAL FOR FEDERAL/EPA EMISSION VEHICLES ONLY

◆ If welded assembly, replace all required parts.  
# Modifications and/or additional parts required.

37 Fits All Emissions Vehicles.  
86 Early Design; Bracket welded on top of Pipe.

GENERAL INFORMATION

PASSENGER CAR

LIGHT TRUCK

MUFFLER SPECS.

OPTIONAL MUFFLERS

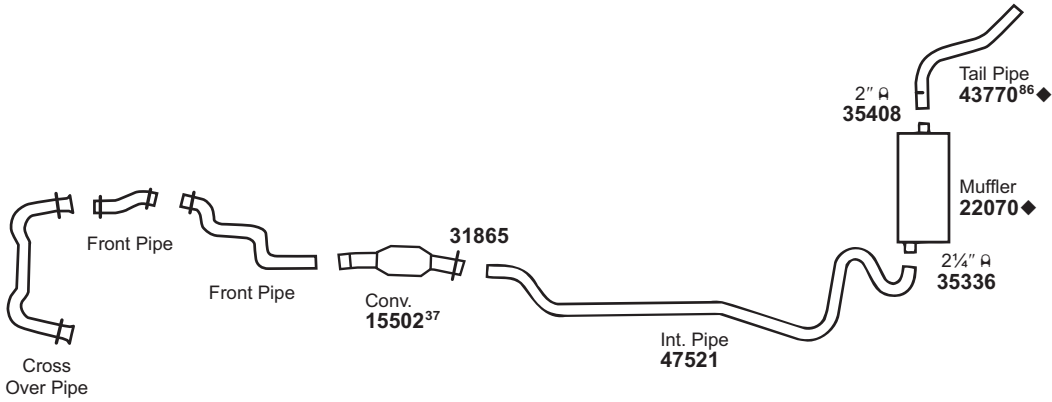
CONVERTER SPECS.

ACCESSORIES

FOOTNOTES

# BUICK Regal

(10244) 1979-78 V6 CYL. REGAL SPORT w/3.8L (231 C.I.D.) TURBO ENG.

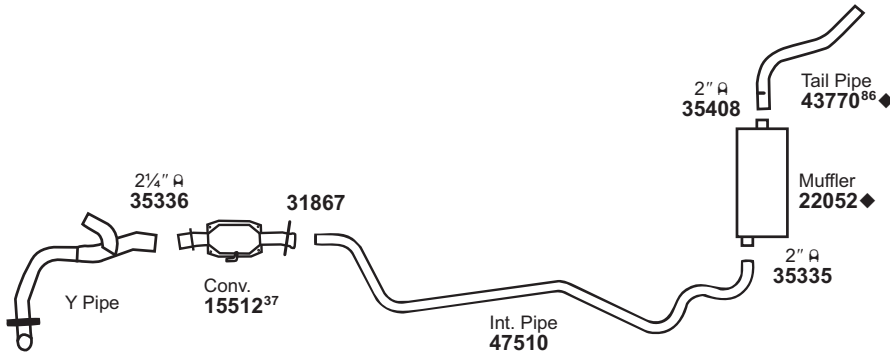


For 15502: Univ. Conv. 15038#  
 For 22070: SoundFX 18345  
 Super Turbo 17731#

Tru-Fit 18107  
 Ultra Flo SS 17282#

Univ. SoundFX 17840#

(10245) 1979-78 8 CYL. REGAL w/4.9L (301 C.I.D.), 5.0L (305 C.I.D.) ENG., 2BBL

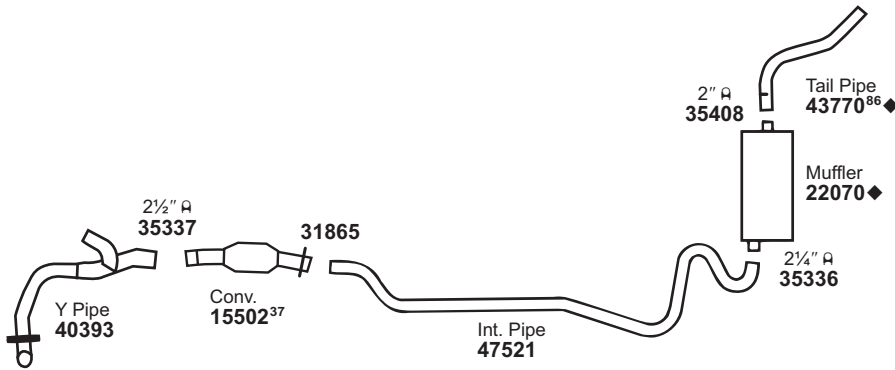


For 15512: Univ. Conv. 15032#  
 For 22052: SoundFX 18275  
 Super Turbo 17730#

Tru-Fit 18101

Univ. SoundFX 17840


(10246) 1979-78 8 CYL. REGAL w/5.0L (305 C.I.D.) ENG., 4BBL



For 15502: Univ. Conv. 15038#  
 For 22070: SoundFX 18345  
 Super Turbo 17731#

Tru-Fit 18107  
 Ultra Flo SS 17282#

Univ. SoundFX 17840#

31865 Flng. 	31867 Flng. 										
---	---	--	--	--	--	--	--	--	--	--	--

NOT LEGAL FOR SALE IN STATE OF CALIFORNIA  
 IN NEW YORK STATE, CONVERTERS LISTED ARE LEGAL FOR FEDERAL/EPA EMISSION VEHICLES ONLY

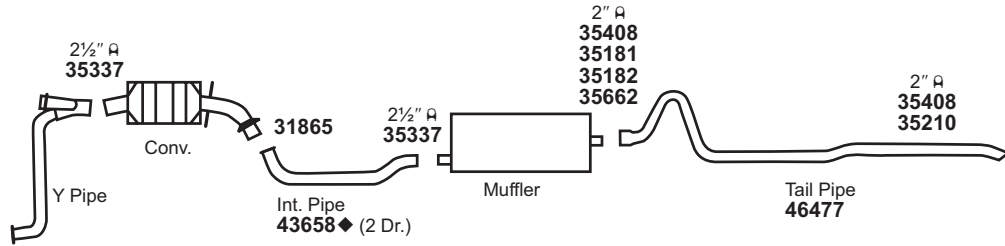
102 ◆ If welded assembly, replace all required parts.  
 # Modifications and/or additional parts required.

37 Fits All Emissions Vehicles.  
 86 Early Design; Bracket welded on top of Pipe.



# BUICK Regal

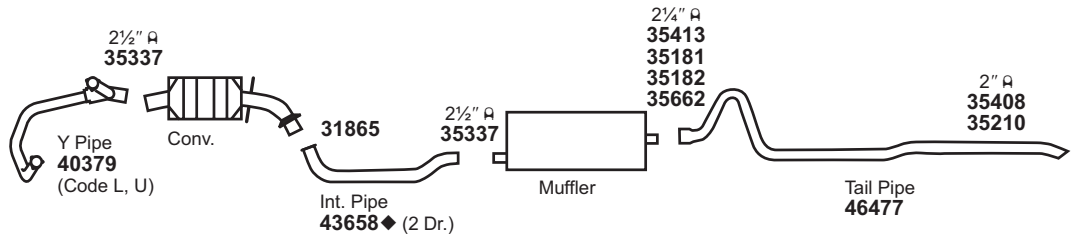
(10247) 1977 V6 CYL. REGAL w/3.8L (231 C.I.D.) ENG.



GENERAL INFORMATION

PASSENGER CAR

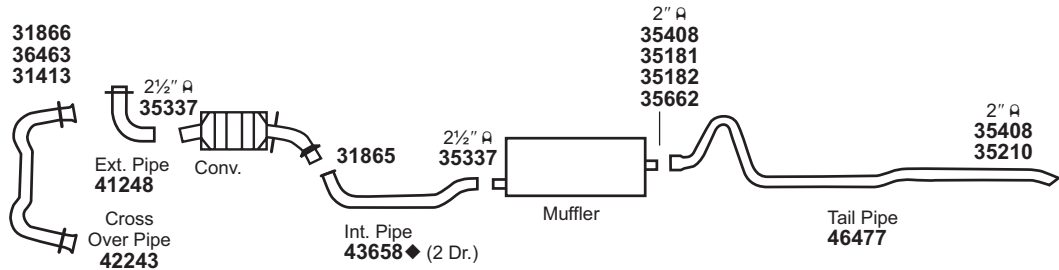
(10248) 1977-76 8 CYL. REGAL w/5.0L (305 C.I.D.), 5.7L (350 C.I.D.) ENG. (EXC. STATION WAGON) (EXC. ENG. CODE R)



LIGHT TRUCK

MUFFLER SPECS.

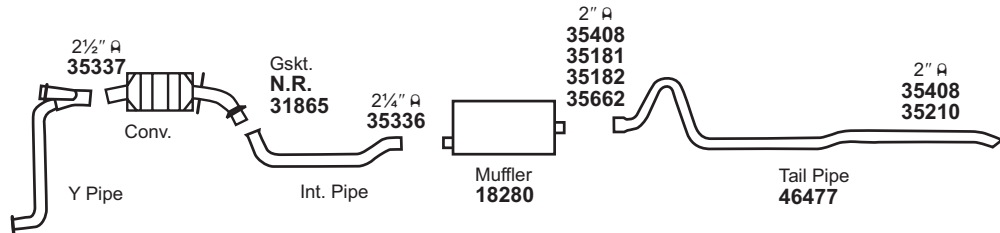
(10249) 1977 8 CYL. REGAL w/5.7L (350 C.I.D.) ENG. CODE R (EXC. STATION WAGON)



OPTIONAL MUFFLERS

CONVERTER SPECS.

(10250) 1976-75 V6 CYL. REGAL w/3.8L (231 C.I.D.) ENG.



ACCESSORIES

FOOTNOTES

For 18280: Tru-Fit 18111

Univ. SoundFX 17800

Super Turbo 17747#

31413 Gskt.	31865 Fling.	31866 Fling.	35181 Brkt.	35182 Brkt.	35210 Hngr.	35662 Brkt.	36463 Sprgs.						

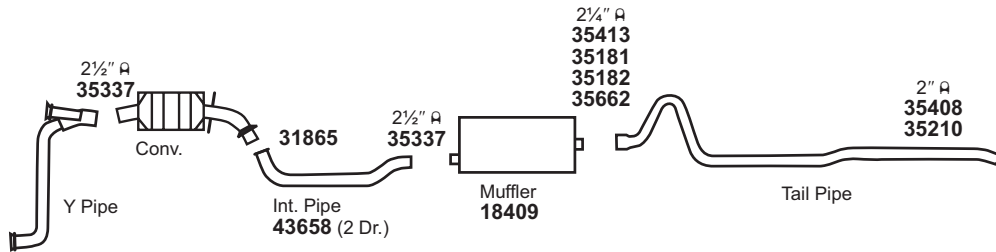
NOT LEGAL FOR SALE IN STATE OF CALIFORNIA  
IN NEW YORK STATE, CONVERTERS LISTED ARE LEGAL FOR FEDERAL/EPA EMISSION VEHICLES ONLY

◆ If welded assembly, replace all required parts.

# Modifications and/or additional parts required.

# BUICK Regal

(10251) 1975 8 CYL. REGAL w/5.7L (350 C.I.D.) ENG. (EXC. STATION WAGON)

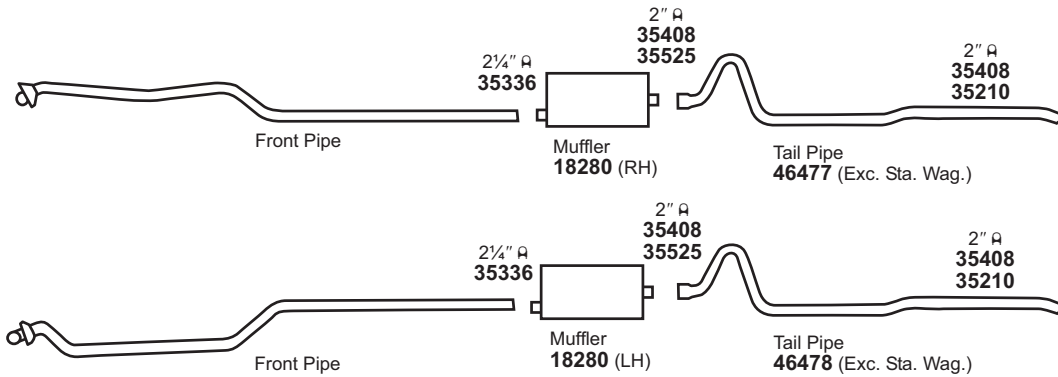


For 18409: Tru-Fit 18112  
Ultra Flo SS 17289#

Univ. SoundFX 17824

Super Turbo 17748#

(10252) 1974 8 CYL. REGAL w/5.7L (350 C.I.D.), 7.5L (455 C.I.D.) ENG., DUAL EXHAUST

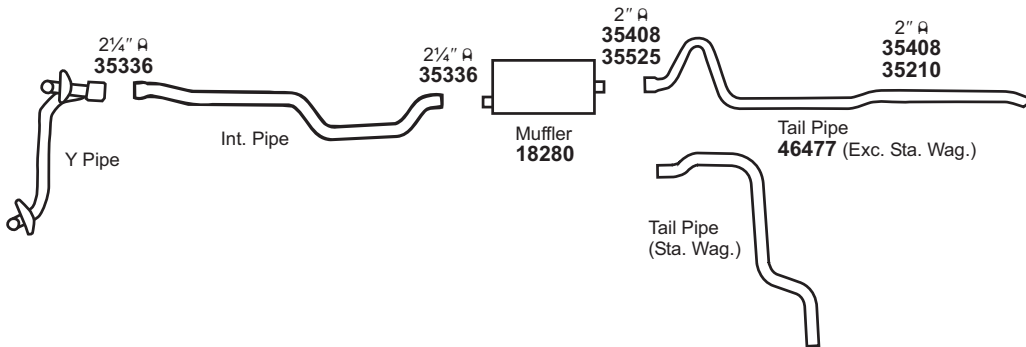


For 18280: Tru-Fit 18111

Univ. SoundFX 17800

Super Turbo 17747#

(10253) 1974 8 CYL. REGAL w/5.7L (350 C.I.D.) ENG., SINGLE EXHAUST



For 18280: Tru-Fit 18111

Univ. SoundFX 17800

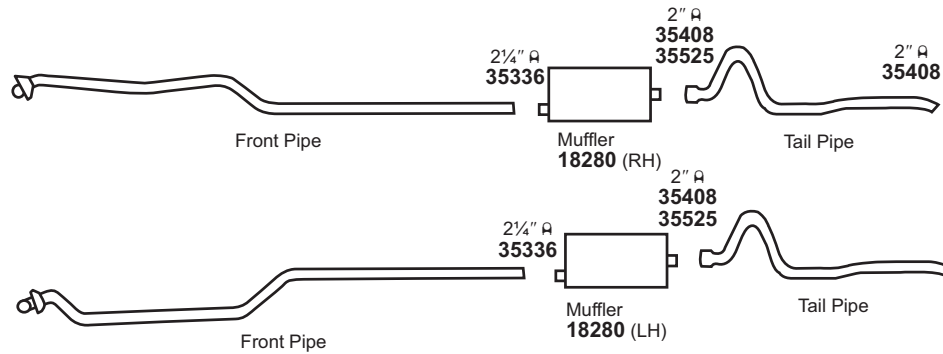
Super Turbo 17747#

31865 Flng. 	35181 Brkt. 	35182 Brkt. 	35210 Hngr. 	35525 Hngr. 	35662 Brkt. 								
--------------------	--------------------	--------------------	--------------------	--------------------	--------------------	--	--	--	--	--	--	--	--

NOT LEGAL FOR SALE IN STATE OF CALIFORNIA  
IN NEW YORK STATE, CONVERTERS LISTED ARE LEGAL FOR FEDERAL/EPA EMISSION VEHICLES ONLY

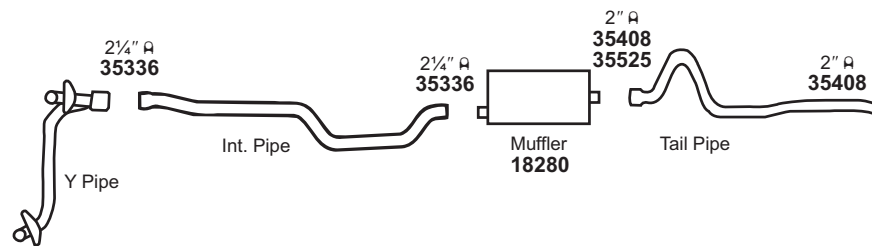
# BUICK Regal

(10254) 1973 8 CYL. REGAL w/5.7L (350 C.I.D.), 7.5L (455 C.I.D.) ENG., DUAL EXHAUST



For 18280: Tru-Fit 18111      Univ. SoundFX 17800      Super Turbo 17747#

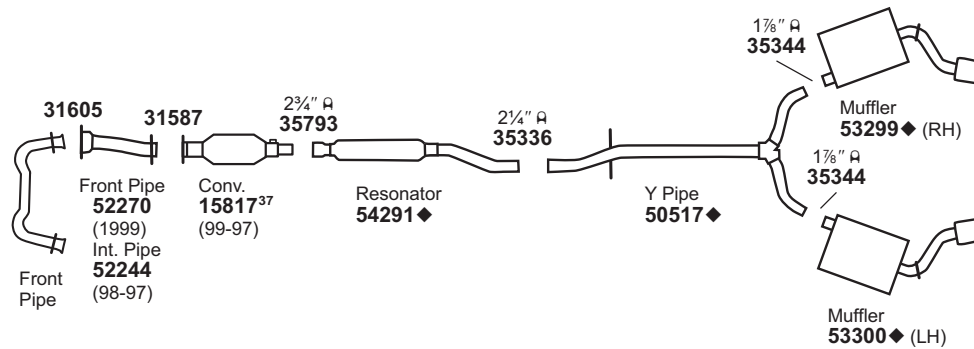
(10255) 1973 8 CYL. REGAL w/5.7L (350 C.I.D.) ENG., SINGLE EXHAUST



For 18280: Tru-Fit 18111      Univ. SoundFX 17800      Super Turbo 17747#

# BUICK Riviera

(10256) 1999-96 6 CYL. RIVIERA w/3.8L ENG.



**NOTE:** To connect 54291 to O.E. converter:  
 1) Cut at appropriate location.  
 2) Overlap 54291 onto remaining stub on converter outlet.

For 15817: Univ. Conv. 93304#

31587 Gskt. 	31605 Gskt. 	35525 Hngr. 											
--------------------	--------------------	--------------------	--	--	--	--	--	--	--	--	--	--	--

NOT LEGAL FOR SALE IN STATE OF CALIFORNIA  
 IN NEW YORK STATE, CONVERTERS LISTED ARE LEGAL FOR FEDERAL/EPA EMISSION VEHICLES ONLY

◆ If welded assembly, replace all required parts.  
 # Modifications and/or additional parts required.

37 Fits All Emissions Vehicles.

GENERAL INFORMATION

PASSENGER CAR

LIGHT TRUCK

MUFFLER SPECS.

OPTIONAL MUFFLERS

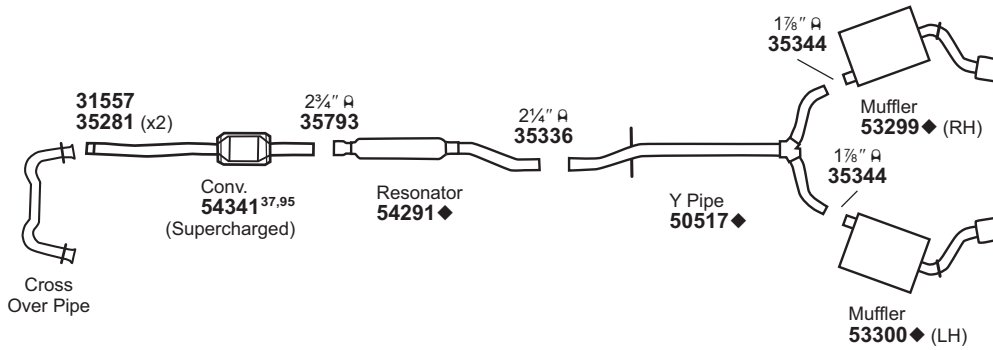
CONVERTER SPECS.

ACCESSORIES

FOOTNOTES

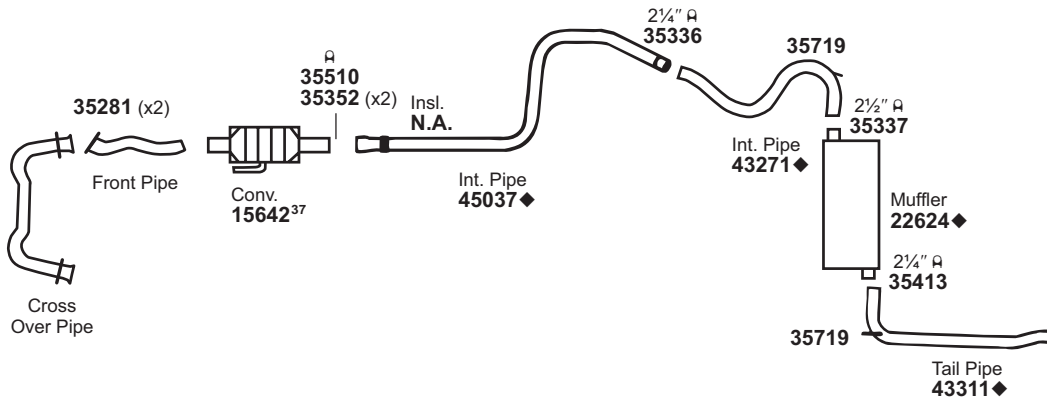
# BUICK Riviera

(10257) 1995 6 CYL. RIVIERA w/3.8L ENG.



**NOTE: To connect 54291 to O.E. converter:**  
 1) Cut at appropriate location.  
 2) Overlap 54291 onto remaining stub on converter outlet.

(10258) 1993-91 V6 CYL. RIVIERA w/3.8L ENG.



**NOTE: To connect pipe 45037 to O.E. converter:**  
 1) Cut original pipe 1 3/8" downstream of pipe-to-converter weld.  
 2) Overlap 45037 onto the remaining stub on converter outlet.

For 15642: Univ. Conv. 15042#  
 For 22624: SoundFX 18831      Univ. SoundFX 17855#      Super Turbo 17749#  
                  Ultra Flo SS 17258<sup>576</sup>

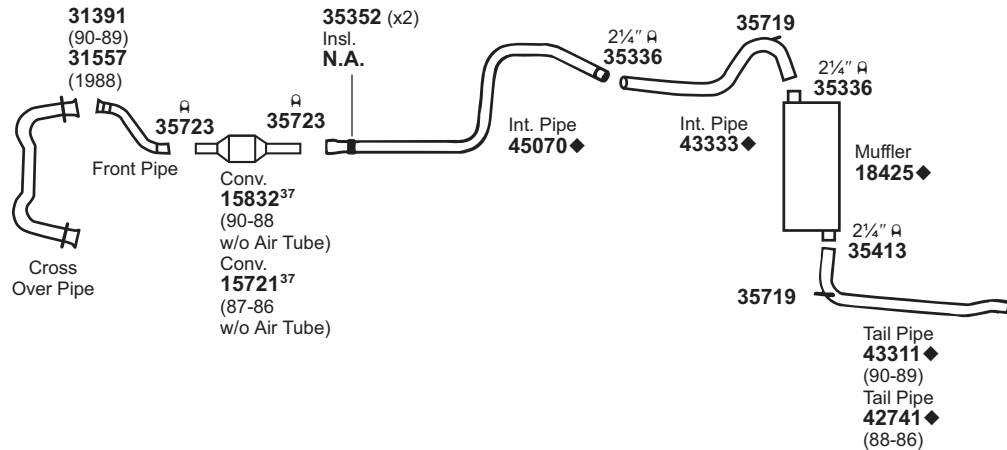
31557 Gskt.	35281 Spring	35352 Insl.	35719 Insl.																

NOT LEGAL FOR SALE IN STATE OF CALIFORNIA  
 IN NEW YORK STATE, CONVERTERS LISTED ARE LEGAL FOR FEDERAL/EPA EMISSION VEHICLES ONLY

◆ If welded assembly, replace all required parts.  
 # Modifications and/or additional parts required.  
 106 37 Fits All Emissions Vehicles.  
 95 May require (2) 35281 Springs at Inlet.  
 576 For installation instructions and additional parts required, see the Cross Reference Chart in the Master Catalog.

# BUICK Riviera

(10259) 1990-86 V6 CYL. RIVIERA w/3.8L ENG.



**NOTE:** To connect 45070 to O.E. converter:

- 1) Cut original pipe 2" downstream of pipe-to-converter weld.
- 2) Overlap 45070 onto the remaining stub on converter outlet.

**NOTE:** To increase the installation clearance for Pipe 45070, the right side of the rear cradle/suspension assembly must be dropped by temporarily removing the two bolts which attach it to the car body. The body-mounted muffler heat shield should also be temporarily removed.

For 15721: Univ. Conv. 15037#

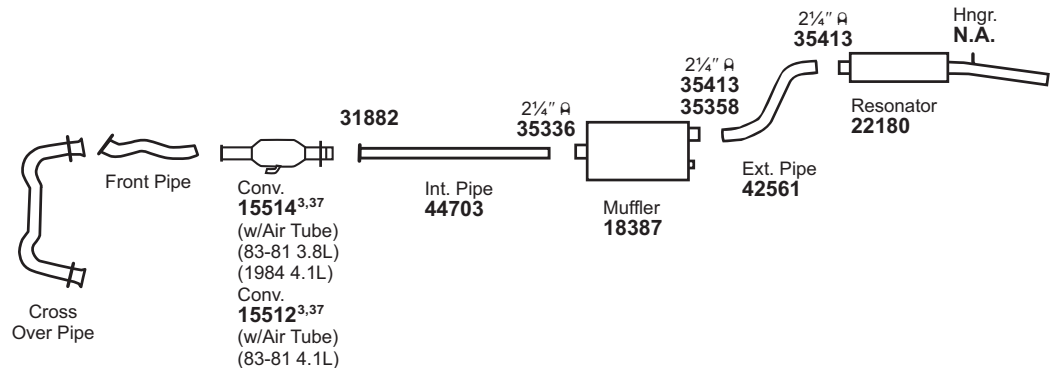
For 15832: Univ. Conv. 15037#

For 18425: Tru-Fit 18141<sup>5,519</sup>

Univ. SoundFX 17804#

Super Turbo 17732#

(10260) 1985-81 V6 CYL. RIVIERA w/3.8L TURBO ENG.  
1984-81 V6 CYL. RIVIERA w/4.1L ENG.



For 15512: Univ. Conv. 15032#

For 15514: Univ. Conv. 15032#

For 18387: Tru-Fit 18113<sup>542</sup>

Glasspack 24098<sup>523</sup>

For 22180: SoundFX 18312

Univ. SoundFX 17808#

Super Turbo 17731#

Univ. SoundFX 17805#

31391 Gskt.	31557 Gskt.	31882 Flng.	35352 Insl.	35358 Brkt.	35719 Insl.								

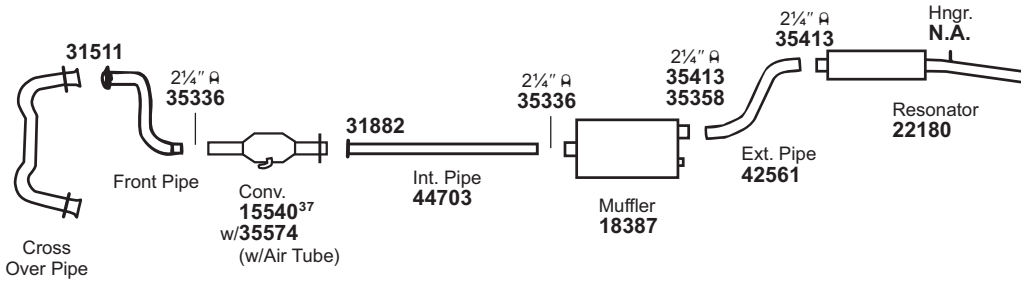
NOT LEGAL FOR SALE IN STATE OF CALIFORNIA  
IN NEW YORK STATE, CONVERTERS LISTED ARE LEGAL FOR FEDERAL/EPA EMISSION VEHICLES ONLY

- ◆ If welded assembly, replace all required parts.
- # Modifications and/or additional parts required.
- 3 May require 35574 Air Tube Kit for installation.
- 5 Requires 35413 (2 1/4") Clamp.

- 37 Fits All Emissions Vehicles.
- 519 Requires 41954 Adapter on Outlet.
- 523 Requires Bracket.
- 542 Requires 35568 Bracket.

# BUICK Riviera

(10261) 1985-84 8 CYL. RIVIERA w/5.0L ENG.



For 15540: Univ. Conv. 15032#

For 18387: Tru-Fit 18113<sup>542</sup>  
Glasspack 24098<sup>523</sup>

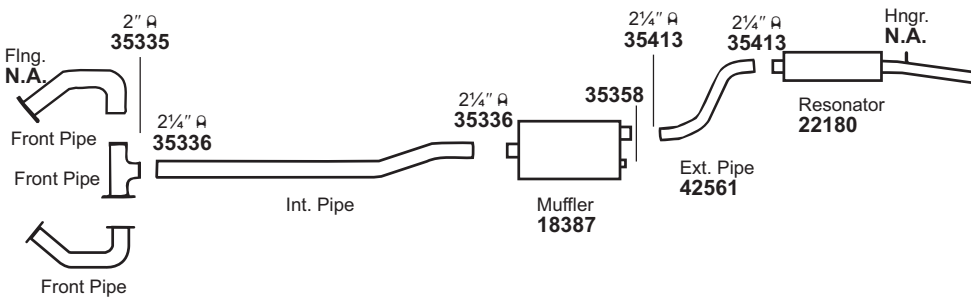
For 22180: SoundFX 18312

Univ. SoundFX 17808#

Super Turbo 17731#

Univ. SoundFX 17805#

(10262) 1985-82 8 CYL. RIVIERA w/5.7L DIESEL ENG.



For 18387: Tru-Fit 18113<sup>542</sup>  
Glasspack 24098<sup>523</sup>

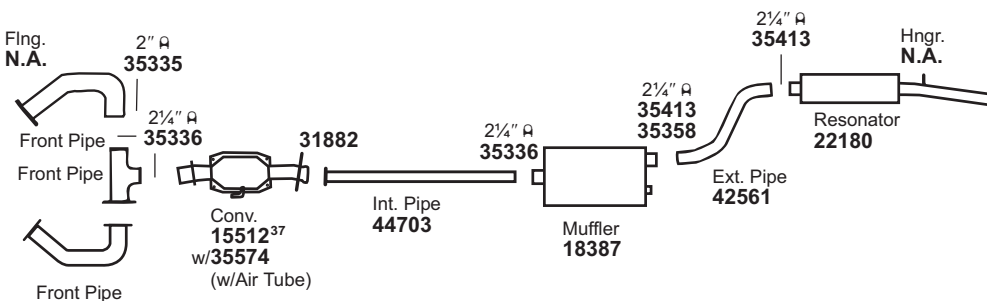
For 22180: SoundFX 18312

Univ. SoundFX 17808#

Super Turbo 17731#

Univ. SoundFX 17805#

(10263) 1983-81 8 CYL. RIVIERA w/5.0L ENG.



For 15512: Univ. Conv. 15032#

For 18387: Tru-Fit 18113<sup>542</sup>  
Glasspack 24098<sup>523</sup>

For 22180: SoundFX 18312

Univ. SoundFX 17808#

Super Turbo 17731#

Univ. SoundFX 17805#

31511 Gskt.	31882 Flng.	35358 Brkt.																	

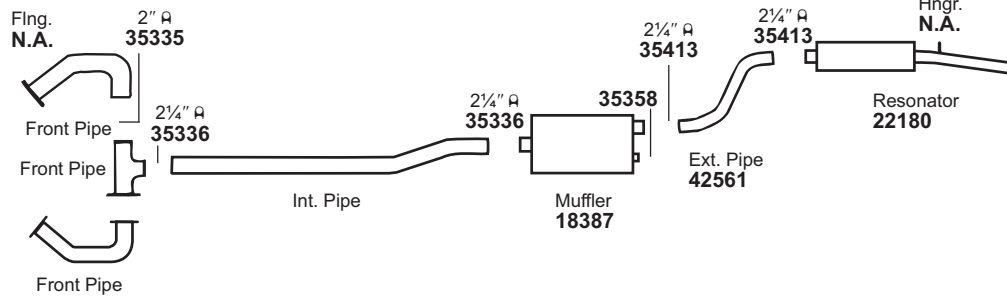
NOT LEGAL FOR SALE IN STATE OF CALIFORNIA  
IN NEW YORK STATE, CONVERTERS LISTED ARE LEGAL FOR FEDERAL/EPA EMISSION VEHICLES ONLY

108 # Modifications and/or additional parts required.  
37 Fits All Emissions Vehicles.

523 Requires Bracket.  
542 Requires 35568 Bracket.

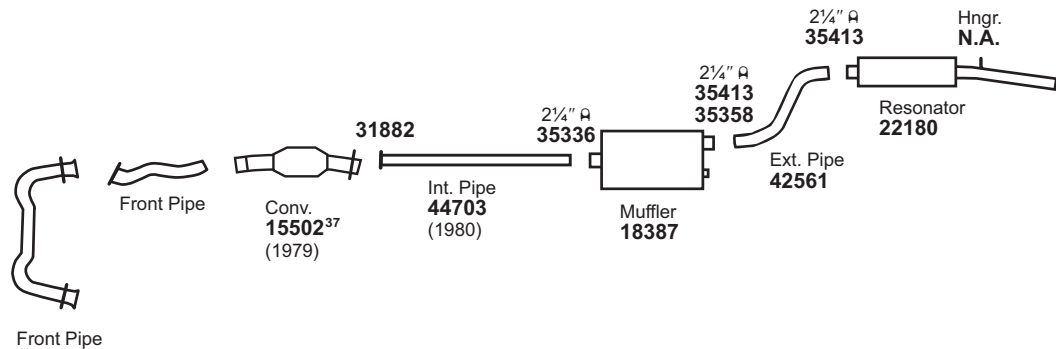
# BUICK Riviera

(10264) 1981 8 CYL. RIVIERA w/5.7L DIESEL ENG., FEDERAL EMISSIONS



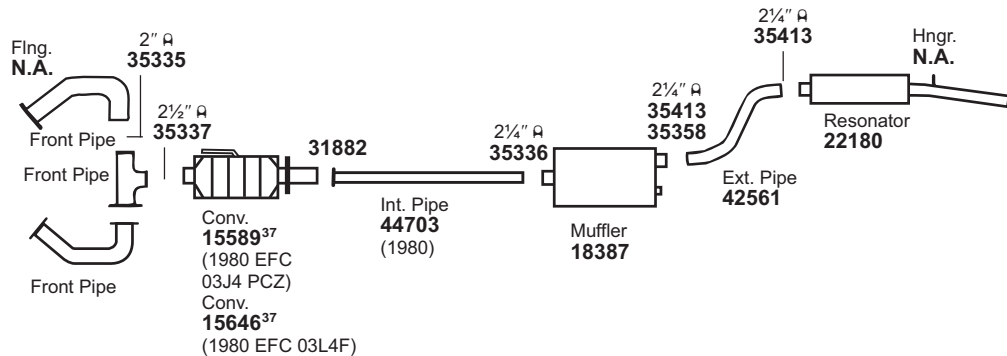
For 18387: Tru-Fit 18113<sup>542</sup> Univ. SoundFX 17808# Super Turbo 17731#  
 Glasspack 24098<sup>523</sup>  
 For 22180: SoundFX 18312 Univ. SoundFX 17805#

(10265) 1980-79 V6 CYL. RIVIERA w/3.8L (231 C.I.D.) TURBO ENG.



For 15502: Univ. Conv. 15038#  
 For 18387: Tru-Fit 18113<sup>542</sup> Univ. SoundFX 17808# Super Turbo 17731#  
 Glasspack 24098<sup>523</sup>  
 For 22180: SoundFX 18312 Univ. SoundFX 17805#

(10266) 1980-79 8 CYL. RIVIERA w/5.7L (350 C.I.D.) ENG.



For 15589: Univ. Conv. 15041#  
 For 15646: Univ. Conv. 15037#  
 For 18387: Tru-Fit 18113<sup>542</sup> Univ. SoundFX 17808# Super Turbo 17731#  
 Glasspack 24098<sup>523</sup>  
 For 22180: SoundFX 18312 Univ. SoundFX 17805#

31882 Flng.	35358 Brkt.																		
-------------	-------------	--	--	--	--	--	--	--	--	--	--	--	--	--	--	--	--	--	--

NOT LEGAL FOR SALE IN STATE OF CALIFORNIA  
 IN NEW YORK STATE, CONVERTERS LISTED ARE LEGAL FOR FEDERAL/EPA EMISSION VEHICLES ONLY

# Modifications and/or additional parts required.  
 37 Fits All Emissions Vehicles.

523 Requires Bracket.  
 542 Requires 35568 Bracket.

GENERAL INFORMATION

PASSENGER CAR

LIGHT TRUCK

MUFFLER SPECS.

OPTIONAL MUFFLERS

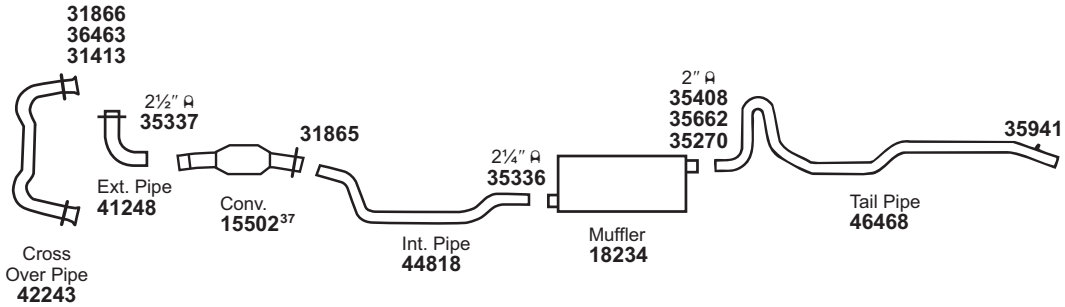
CONVERTER SPECS.

ACCESSORIES

FOOTNOTES

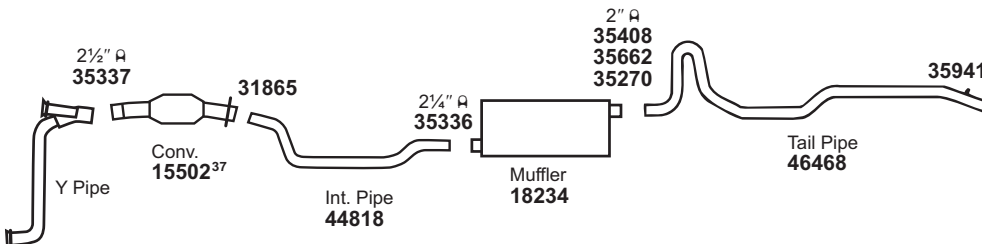
# BUICK Riviera

(10267) 1978-77 8 CYL. RIVIERA w/5.7L (350 C.I.D.) ENG. CODE R



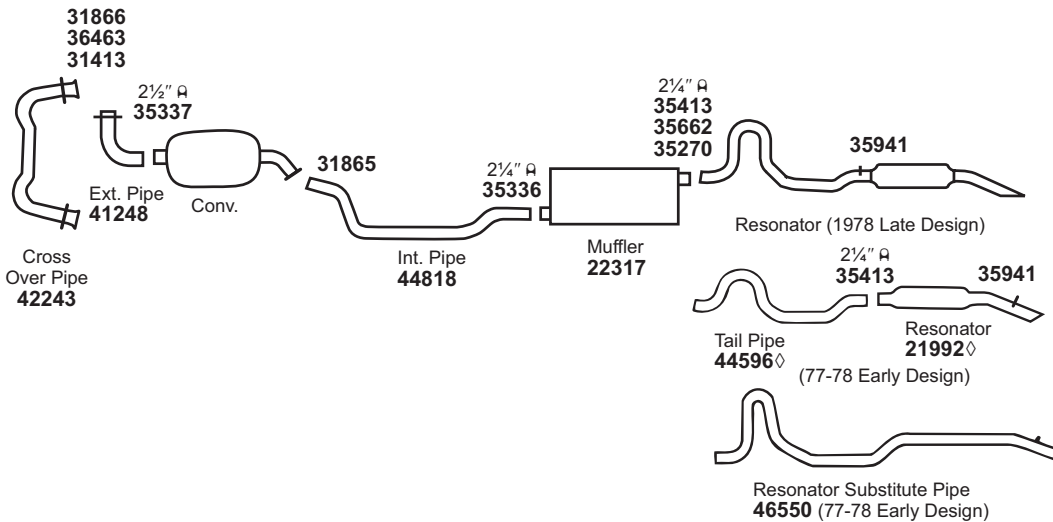
For 15502: Univ. Conv. 15038#  
 For 18234: Tru-Fit 18172 Univ. SoundFX 17846 Super Turbo 17732#

(10268) 1978-77 8 CYL. RIVIERA w/5.7L (350 C.I.D.) ENG. CODE J & X



For 15502: Univ. Conv. 15038#  
 For 18234: Tru-Fit 18172 Univ. SoundFX 17846 Super Turbo 17732#

(10269) 1978-77 8 CYL. RIVIERA w/6.6L (403 C.I.D.) ENG.



For 21992: SoundFX 18352 Univ. SoundFX 17852#  
 For 22317: SoundFX 18235 Tru-Fit 18141  
 Super Turbo 17732# Glasspack 24069<sup>545</sup>  
 Univ. SoundFX 17843

31413 Gskt.	31865 Fling.	31866 Fling.	35270 Hngr.	35662 Brkt.	35941 Hngr.	36463 Sprgs.									

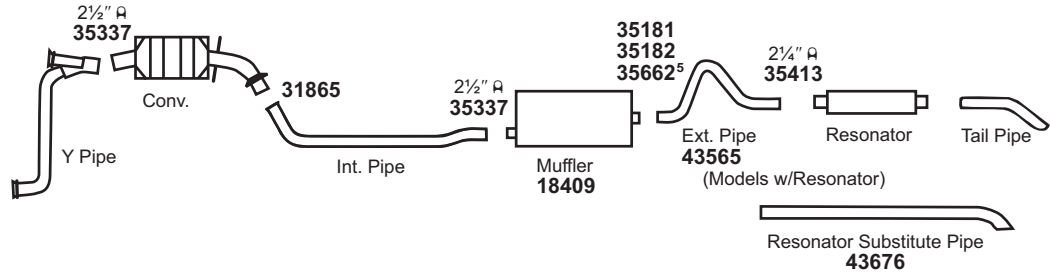
NOT LEGAL FOR SALE IN STATE OF CALIFORNIA  
 IN NEW YORK STATE, CONVERTERS LISTED ARE LEGAL FOR FEDERAL/EPA EMISSION VEHICLES ONLY

110 ♦ If welded assembly, replace all required parts.  
 # Modifications and/or additional parts required.  
 37 Fits All Emissions Vehicles.  
 545 Requires 35003 Bracket & 41206 Spout on Outlet.



# BUICK Riviera

(10270) 1976-75 8 CYL. RIVIERA w/7.5L (455 C.I.D.) ENG.



For 18409: Tru-Fit 18112  
Ultra Flo SS 17289#

Univ. SoundFX 17824

Super Turbo 17748#

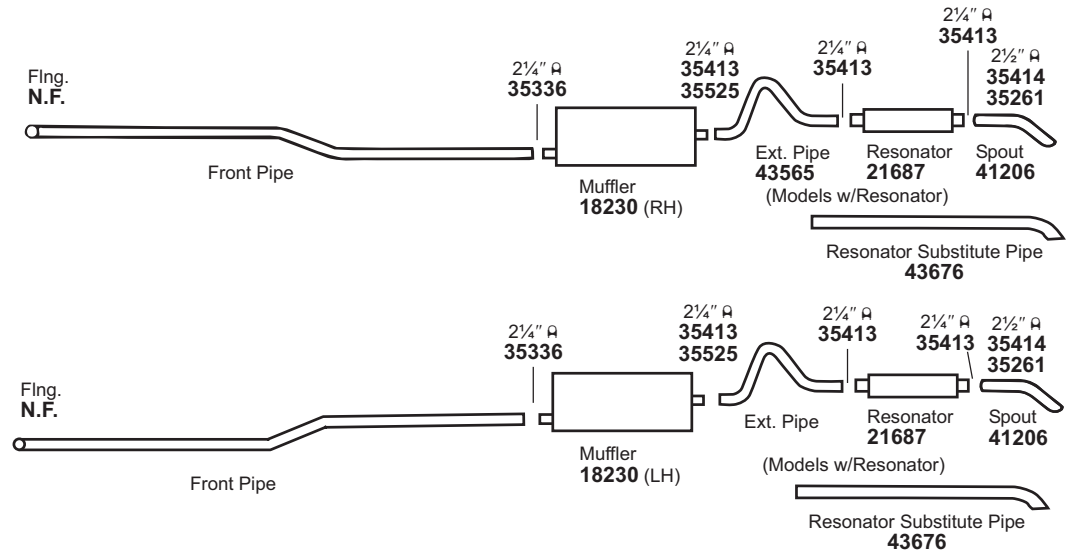
Resonator Substitute Pipe  
43676

GENERAL  
INFORMATION

PASSENGER  
CAR

LIGHT  
TRUCK

(10271) 1973 8 CYL. RIVIERA w/7.5L (455 C.I.D.) ENG.



For 18230: Tru-Fit 18113  
For 21687: Univ. SoundFX 17812#

Univ. SoundFX 17808

Super Turbo 17747#

Resonator Substitute Pipe  
43676

Resonator Substitute Pipe  
43676

MUFFLER  
SPECS.

OPTIONAL  
MUFFLERS

CONVERTER  
SPECS.

ACCESSORIES

FOOTNOTES

31865 Fng.	35181 Brkt.	35182 Brkt.	35261 Insl.	35525 Hngr.	35662 Brkt.													

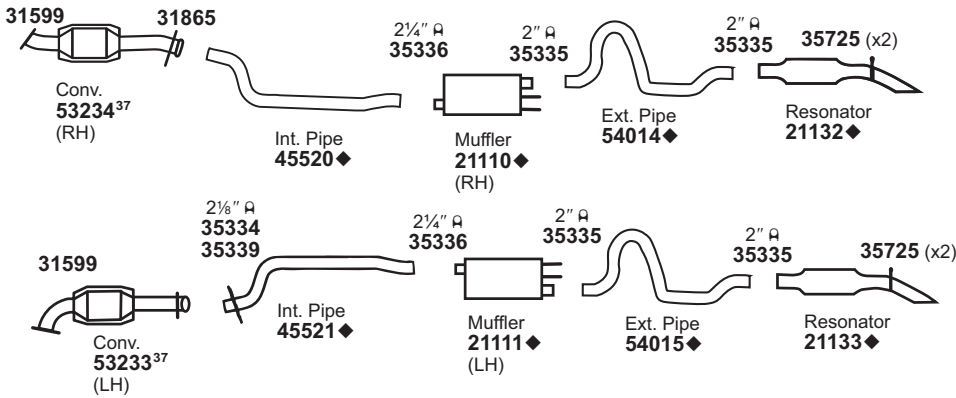
NOT LEGAL FOR SALE IN STATE OF CALIFORNIA  
IN NEW YORK STATE, CONVERTERS LISTED ARE LEGAL FOR FEDERAL/EPA EMISSION VEHICLES ONLY

# Modifications and/or additional parts required.

5 Requires 35413 (2 1/4") Clamp.

# BUICK Roadmaster

(10272) 1996 8 CYL. ROADMASTER SEDAN w/5.7L ENG.

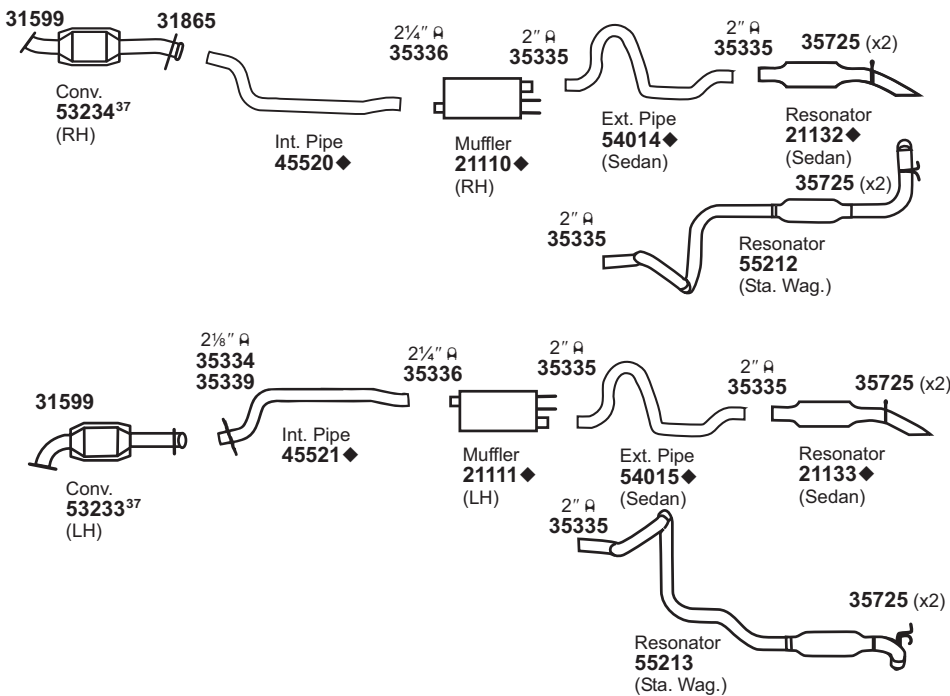


**DYNOMAX** SYSTEM AVAILABLE, See DynoMax Catalog

For 21110: SoundFX 18598  
 For 21111: SoundFX 18599  
 For 53233: Univ. Conv. 15038#  
 For 53234: Univ. Conv. 15038#

Univ. SoundFX 17846#      Super Turbo 17732#  
 Univ. SoundFX 17846#      Super Turbo 17732#

(10273) 1995-94 8 CYL. ROADMASTER SEDAN, ESTATE WAGON w/5.7L ENG.



**DYNOMAX** SYSTEM AVAILABLE, See DynoMax Catalog

For 21110: SoundFX 18598  
 For 21111: SoundFX 18599  
 For 53233: Univ. Conv. 15038#  
 For 53234: Univ. Conv. 15038#

Univ. SoundFX 17846#      Super Turbo 17732#  
 Univ. SoundFX 17846#      Super Turbo 17732#

31599 Gskt.	31865 Flng.	35339 Brkt.	35725 Insl.																

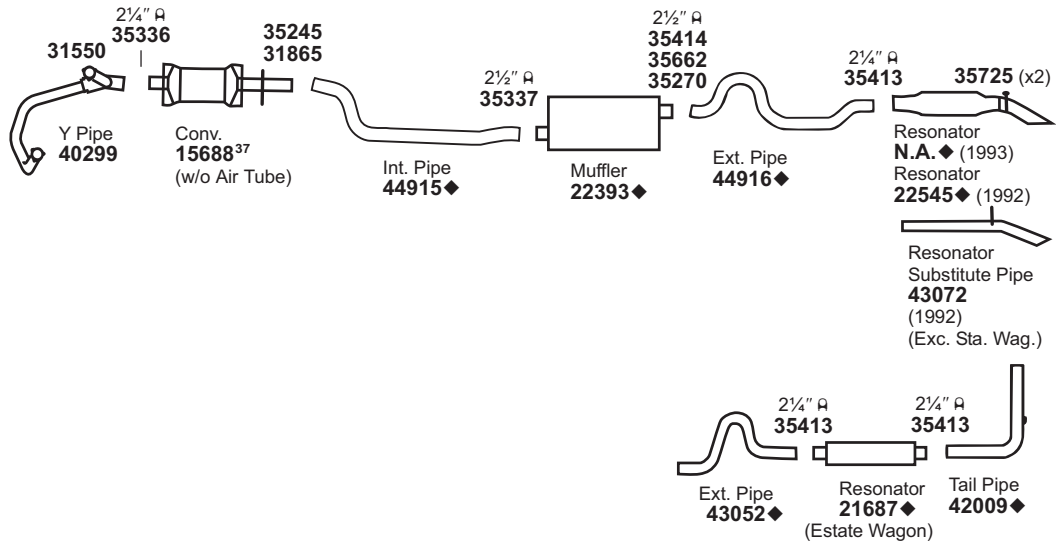
NOT LEGAL FOR SALE IN STATE OF CALIFORNIA  
 IN NEW YORK STATE, CONVERTERS LISTED ARE LEGAL FOR FEDERAL/EPA EMISSION VEHICLES ONLY

◆ If welded assembly, replace all required parts.  
 # Modifications and/or additional parts required.

37 Fits All Emissions Vehicles.

# BUICK Roadmaster

(10274) 1993-92 8 CYL. ROADMASTER SEDAN, ESTATE WAGON w/5.7L ENG.

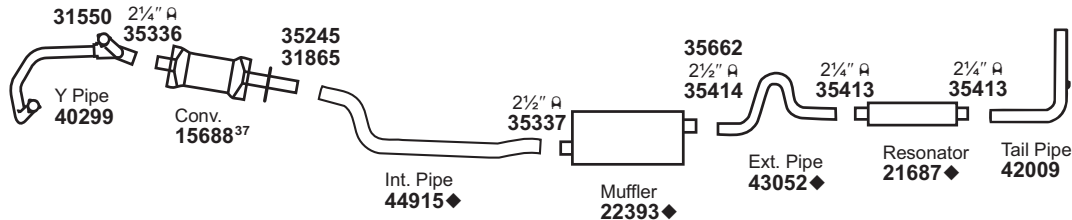


For 15688: Univ. Conv. 15041#  
 For 21687: Univ. SoundFX 17812#  
 For 22393: SoundFX 18339  
 Super Turbo 17734#  
 For 22545: SoundFX 18380

Tru-Fit 18175  
 Ultra Flo SS 17258<sup>576</sup>

Univ. SoundFX 17843#

(10275) 1991 8 CYL. ROADMASTER ESTATE WAGON w/5.0L ENG.



For 15688: Univ. Conv. 15041#  
 For 21687: Univ. SoundFX 17812#  
 For 22393: SoundFX 18339  
 Super Turbo 17734#

Tru-Fit 18175  
 Ultra Flo SS 17258<sup>576</sup>

Univ. SoundFX 17843#

31550 Gskt.	31865 Flng.	35245 Hngr.	35270 Hngr.	35662 Brkt.	35725 Insl.														

NOT LEGAL FOR SALE IN STATE OF CALIFORNIA  
 IN NEW YORK STATE, CONVERTERS LISTED ARE LEGAL FOR FEDERAL/EPA EMISSION VEHICLES ONLY

♦ If welded assembly, replace all required parts.  
 # Modifications and/or additional parts required.  
 37 Fits All Emissions Vehicles.

576 For installation instructions and additional parts required, see the Cross Reference Chart in the Master Catalog.

GENERAL INFORMATION

PASSENGER CAR

LIGHT TRUCK

MUFFLER SPECS.

OPTIONAL MUFFLERS

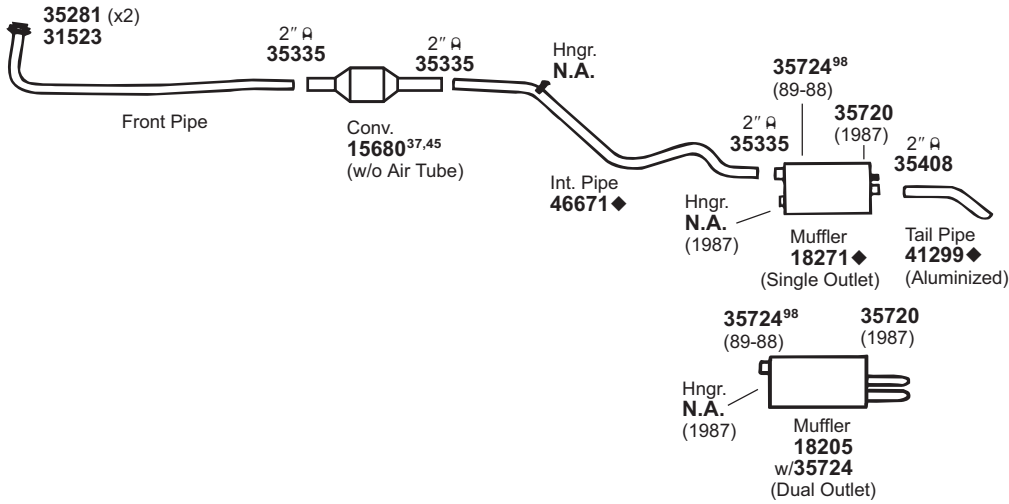
CONVERTER SPECS.

ACCESSORIES

FOOTNOTES

# BUICK Skyhawk

(10276) 1989-87 4 CYL. SKYHAWK w/2.0L., F.I. ENG. CODE 1, HIGH OUTPUT ENG. (EXC. TURBO) (EXC. STATION WAGON)

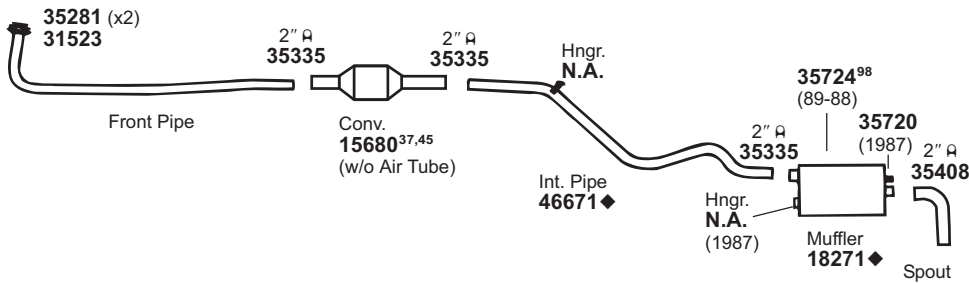


For 15680: Univ. Conv. 15036#  
 For 18205: Tru-Fit 18150<sup>553,563</sup>  
 For 18271: Tru-Fit 18150  
 Glasspack 24041<sup>523,542</sup>

Univ. SoundFX 17826#  
 Univ. SoundFX 17874#

Super Turbo 17730#

(10277) 1989-87 4 CYL. SKYHAWK STATION WAGON w/2.0L., F.I. ENG. CODE 1, HIGH OUTPUT



For 15680: Univ. Conv. 15036#  
 For 18271: Tru-Fit 18150  
 Glasspack 24041<sup>523,542</sup>

Univ. SoundFX 17874#

Super Turbo 17730#

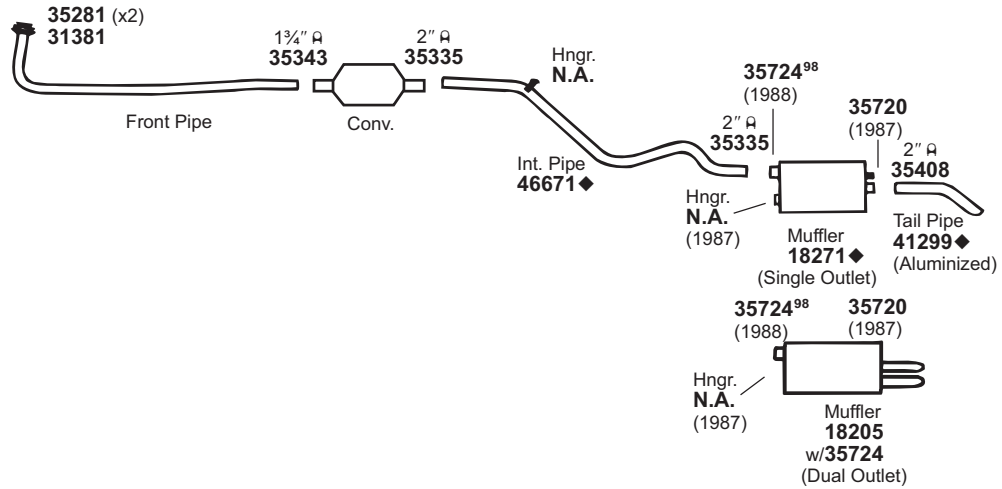
31523 Gskt.	35281 Spring	35720 Hngr.	35724 Brkt.																

NOT LEGAL FOR SALE IN STATE OF CALIFORNIA  
 IN NEW YORK STATE, CONVERTERS LISTED ARE LEGAL FOR FEDERAL/EPA EMISSION VEHICLES ONLY

- ◆ If welded assembly, replace all required parts.
- # Modifications and/or additional parts required.
- 37 Fits All Emissions Vehicles.
- 45 OE exhaust system is completely welded. Additional adapters and cutting the OE pipes may be required to complete installation. Only failed Converters may be replaced.
- 98 Discard O.E. Spade Bracket.
- 523 Requires Bracket.
- 542 Requires 35568 Bracket.
- 553 Requires 35254 & 35255 Bushings on Outlet & 41299 Spout & (1) Extra 35408 (2") Clamp.
- 563 Single Outlet Muffler replaces Dual Outlet Muffler.

# BUICK Skyhawk

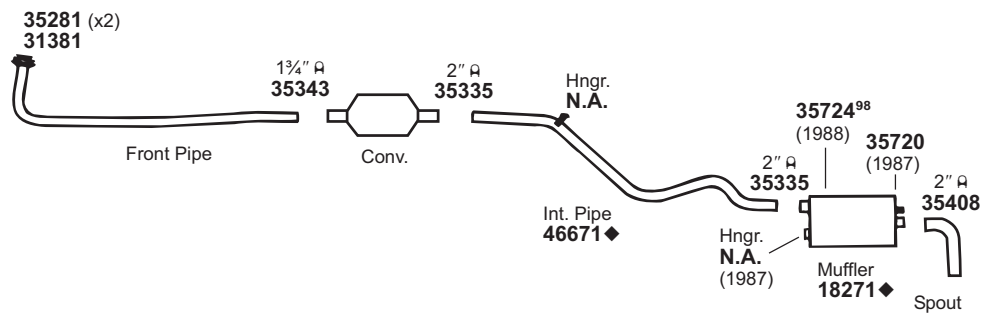
(10278) 1988-87 4 CYL. SKYHAWK w/2.0L., F.I. ENG. CODE K, (EXC. TURBO) (EXC. STATION WAGON) (EXC. HIGH OUTPUT)



For 18205: Tru-Fit 18150<sup>553,563</sup> Univ. SoundFX 17826#  
 For 18271: Tru-Fit 18150 Univ. SoundFX 17874# Super Turbo 17730#  
 Glasspack 24041<sup>523,542</sup>

- GENERAL INFORMATION
- PASSENGER CAR
- LIGHT TRUCK
- MUFFLER SPECS.

(10279) 1988-87 4 CYL. SKYHAWK STATION WAGON w/2.0L., F.I. ENG. CODE K, (EXC. HIGH OUTPUT)



For 18271: Tru-Fit 18150 Univ. SoundFX 17874# Super Turbo 17730#  
 Glasspack 24041<sup>523,542</sup>

- OPTIONAL MUFFLERS
- CONVERTER SPECS.
- ACCESSORIES

31381 Gskt.	35281 Spring	35720 Hngr.	35724 Brkt.								

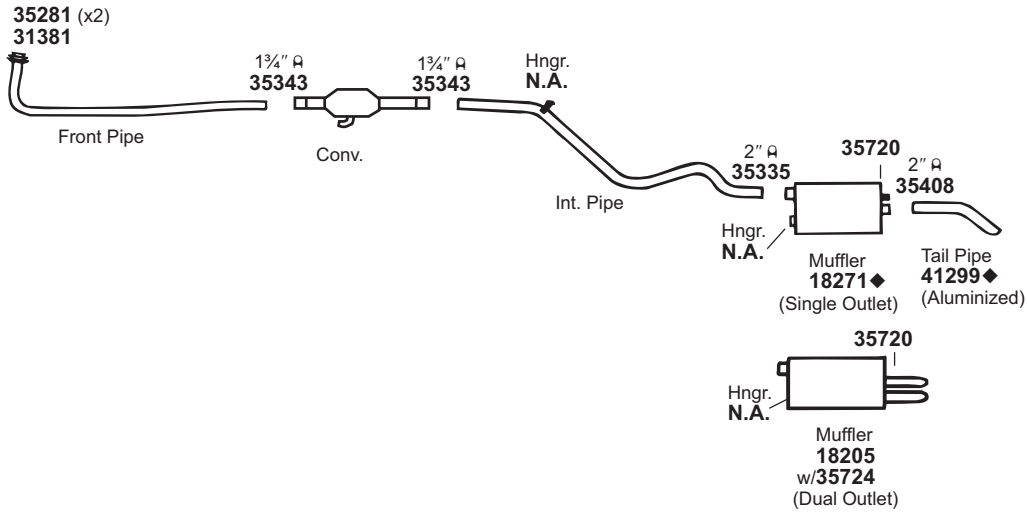
NOT LEGAL FOR SALE IN STATE OF CALIFORNIA  
 IN NEW YORK STATE, CONVERTERS LISTED ARE LEGAL FOR FEDERAL/EPA EMISSION VEHICLES ONLY

◆ If welded assembly, replace all required parts.  
 # Modifications and/or additional parts required.  
 98 Discard O.E. Spade Bracket.  
 523 Requires Bracket.  
 542 Requires 35568 Bracket.  
 553 Requires 35254 & 35255 Bushings on Outlet & 41299 Spout & (1) Extra 35408 (2") Clamp.  
 563 Single Outlet Muffler replaces Dual Outlet Muffler.

- FOOTNOTES

# BUICK Skyhawk

(10280) 1986-84 4 CYL. SKYHAWK w/1.8L, 2.0L ENG. (EXC. TURBO) (EXC. STATION WAGON)  
(EXC. EARLY MODELS w/MUFFLER BODY STRAP)

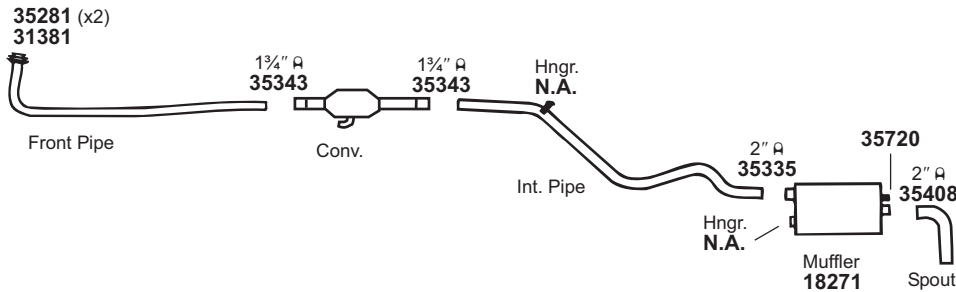


For 18205: Tru-Fit 18150<sup>553,563</sup>  
For 18271: Tru-Fit 18150  
Glasspack 24041<sup>523,542</sup>

Univ. SoundFX 17826#  
Univ. SoundFX 17874#

Super Turbo 17730#

(10281) 1986-84 4 CYL. SKYHAWK STATION WAGON w/1.8L, 2.0L ENG. (EXC. TURBO) (EXC. EARLY MODELS w/MUFFLER BODY STRAP)

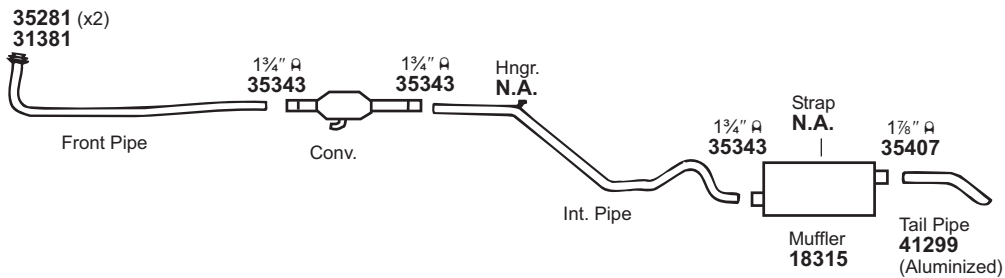


For 18271: Tru-Fit 18150  
Glasspack 24041<sup>523,542</sup>





Univ. SoundFX 17874#

Super Turbo 17730#

(10282) 1984-83 4 CYL. SKYHAWK w/1.8L, 2.0L ENG.(EXC. STATION WAGON) (EXC. TURBO)  
(EXC. LATE 1984 MODELS w/FRONT & REAR MUFFLER HANGERS)



For 18315: Super Turbo 17736#

31381 Gskt. 	35281 Spring 	35720 Hngr. 	35724 Brkt. 										
---	--	---	---	--	--	--	--	--	--	--	--	--	--

NOT LEGAL FOR SALE IN STATE OF CALIFORNIA  
IN NEW YORK STATE, CONVERTERS LISTED ARE LEGAL FOR FEDERAL/EPA EMISSION VEHICLES ONLY

◆ If welded assembly, replace all required parts.  
# Modifications and/or additional parts required.

523 Requires Bracket.

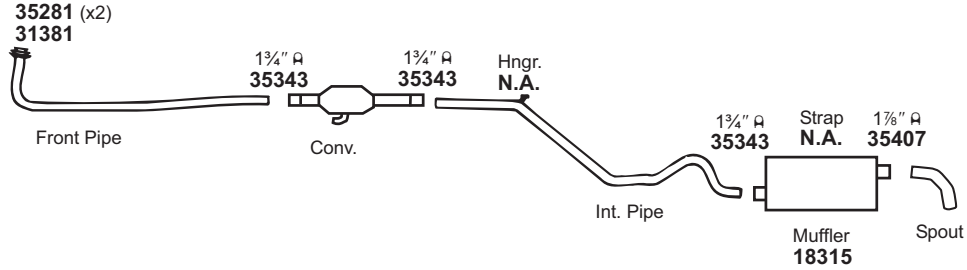
116 542 Requires 35568 Bracket.

553 Requires 35254 & 35255 Bushings on Outlet & 41299 Spout & (1) Extra 35408 (2") Clamp.

563 Single Outlet Muffler replaces Dual Outlet Muffler.

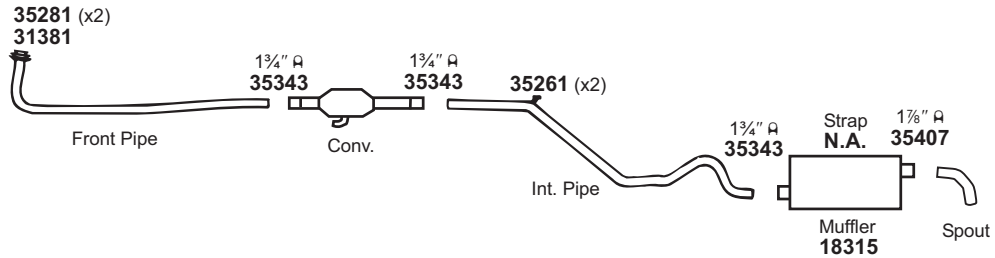
# BUICK Skyhawk

(10283) 1984-83 4 CYL. SKYHAWK STATION WAGON w/1.8L, 2.0L ENG. (EXC. TURBO) (EXC. LATE 1984 MODELS w/FRONT & REAR MUFFLER HANGERS)



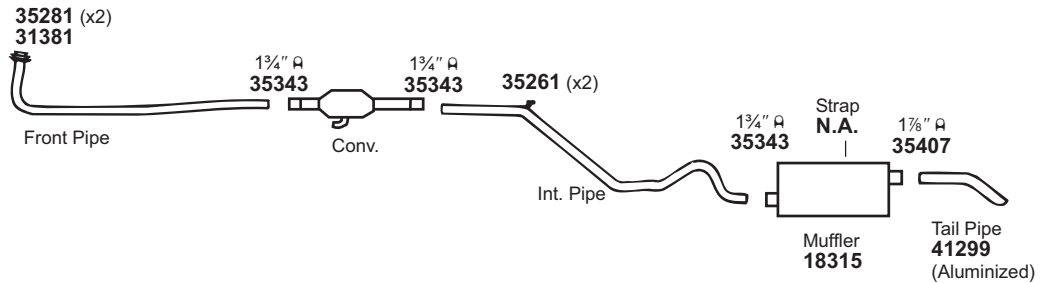
For 18315: Super Turbo 17736#

(10284) 1982 4 CYL. SKYHAWK HATCHBACK w/1.8L ENG.



For 18315: Super Turbo 17736#

(10285) 1982 4 CYL. SKYHAWK w/1.8L ENG. (EXC. STATION WAGON)



For 18315: Super Turbo 17736#

31381 Gskt.	35261 Insl.	35281 Spring																	
																			

NOT LEGAL FOR SALE IN STATE OF CALIFORNIA  
IN NEW YORK STATE, CONVERTERS LISTED ARE LEGAL FOR FEDERAL/EPA EMISSION VEHICLES ONLY

# Modifications and/or additional parts required.

GENERAL INFORMATION

PASSENGER CAR

LIGHT TRUCK

MUFFLER SPECS.

OPTIONAL MUFFLERS

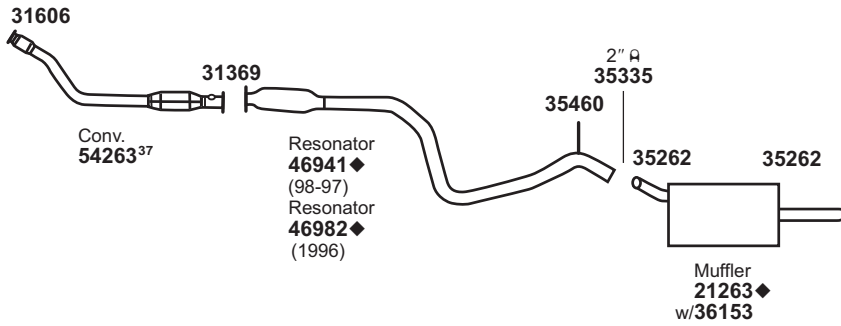
CONVERTER SPECS.

ACCESSORIES

FOOTNOTES

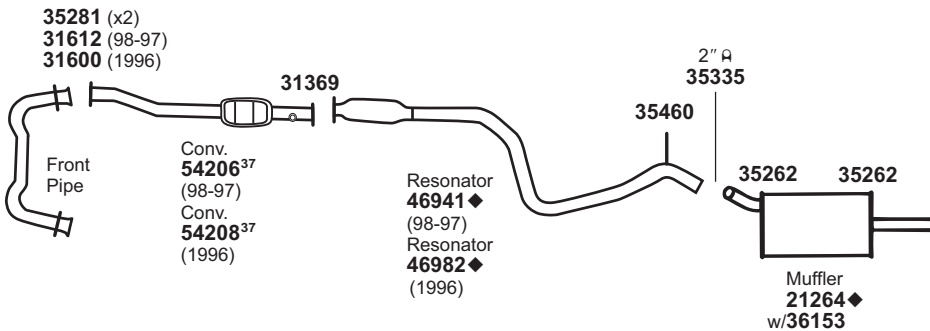
# BUICK Skylark

(10286) 1998-96 4 CYL. SKYLARK w/2.4L ENG.



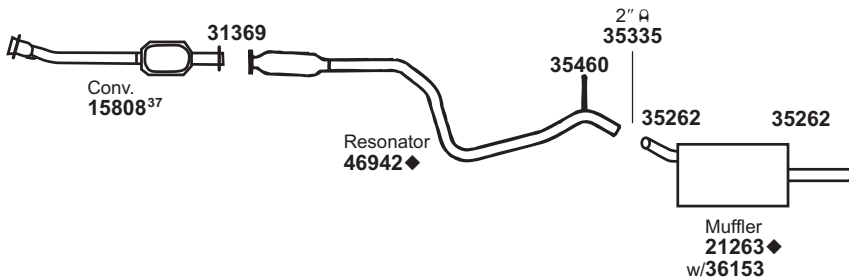
For 21263: SoundFX 18578  
 For 54263: Univ. Conv. 93256#

(10287) 1998-96 6 CYL. SKYLARK w/3.1L ENG.



For 21264: SoundFX 18584  
 For 54206: Univ. Conv. 93252#  
 For 54208: Univ. Conv. 93252#

(10288) 1995 4 CYL. SKYLARK w/2.3L ENG.



For 15808: Univ. Conv. 15051#  
 For 21263: SoundFX 18578

31369 Gskt.	31600 Gskt.	31606 Gskt.	31612 Gskt.	35262 Hngr.	35281 Spring	35460 Insl.	36153 Strap								

NOT LEGAL FOR SALE IN STATE OF CALIFORNIA  
 IN NEW YORK STATE, CONVERTERS LISTED ARE LEGAL FOR FEDERAL/EPA EMISSION VEHICLES ONLY

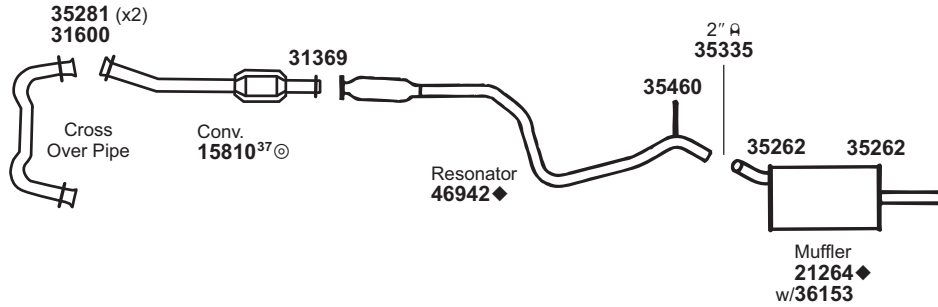
118 ♦ If welded assembly, replace all required parts.  
 # Modifications and/or additional parts required.

37 Fits All Emissions Vehicles.



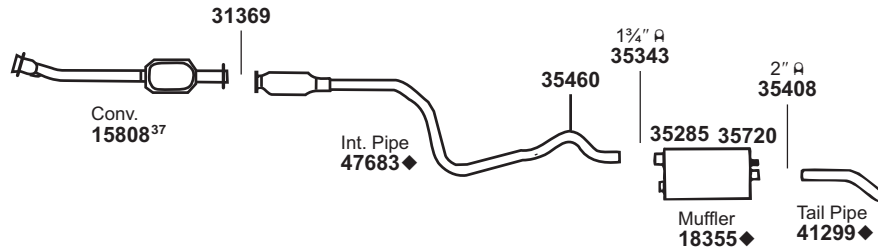
# BUICK Skylark

(10289) 1995 6 CYL. SKYLARK w/3.1L ENG.



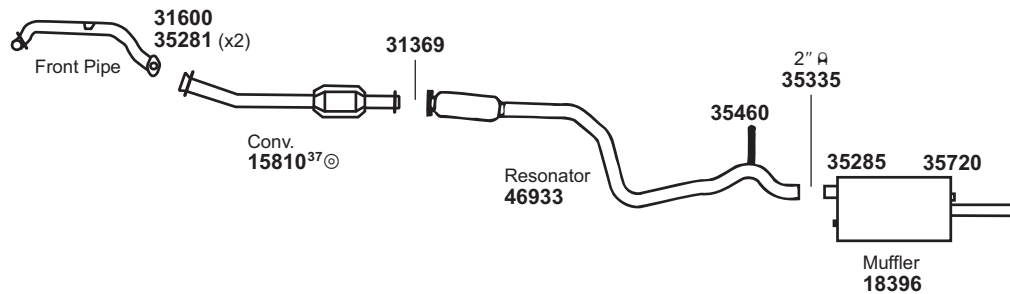
For 15810: Univ. Conv. 15051#  
For 21264: SoundFX 18584

(10290) 1994 4 CYL. SKYLARK w/2.3L ENG.



For 15808: Univ. Conv. 15051#  
For 18355: Univ. SoundFX 17194#

(10291) 1994 6 CYL. SKYLARK w/3.1L ENG.



For 15810: Univ. Conv. 15051#

31369 Gskt.	31600 Gskt.	35262 Hngr.	35281 Spring	35285 Hngr.	35460 Insl.	35720 Hngr.	36153 Strap								

NOT LEGAL FOR SALE IN STATE OF CALIFORNIA  
IN NEW YORK STATE, CONVERTERS LISTED ARE LEGAL FOR FEDERAL/EPA EMISSION VEHICLES ONLY

◆ If welded assembly, replace all required parts.  
⊙ Air Gap Pipe. Appearance may be different than O.E. Pipe. Air space between Pipes acts as a Heat Insulator.

# Modifications and/or additional parts required.  
37 Fits All Emissions Vehicles.

GENERAL INFORMATION

PASSENGER CAR

LIGHT TRUCK

MUFFLER SPECS.

OPTIONAL MUFFLERS

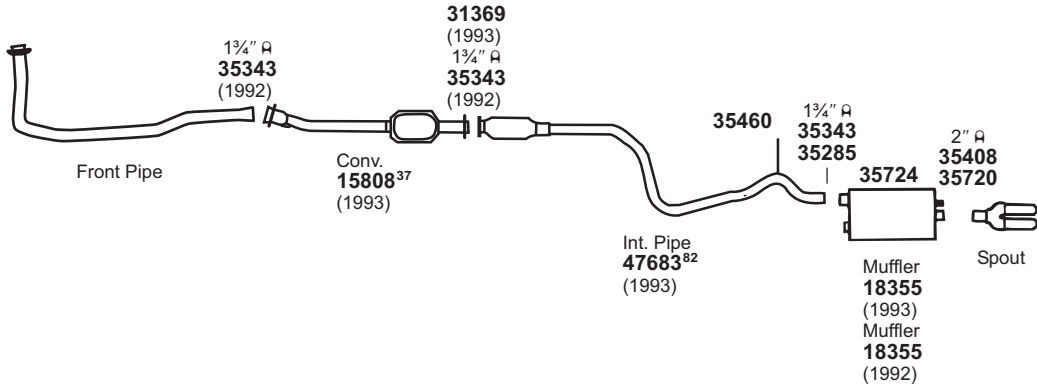
CONVERTER SPECS.

ACCESSORIES

FOOTNOTES

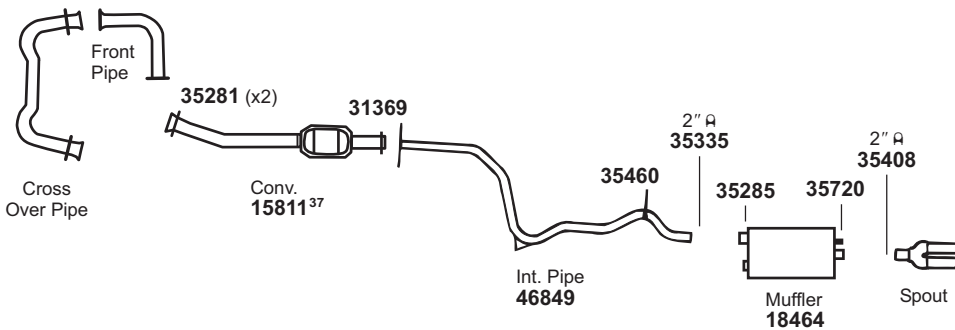
# BUICK Skylark

(10292) 1993-92 4 CYL. SKYLARK w/2.3L, SOHC ENG.



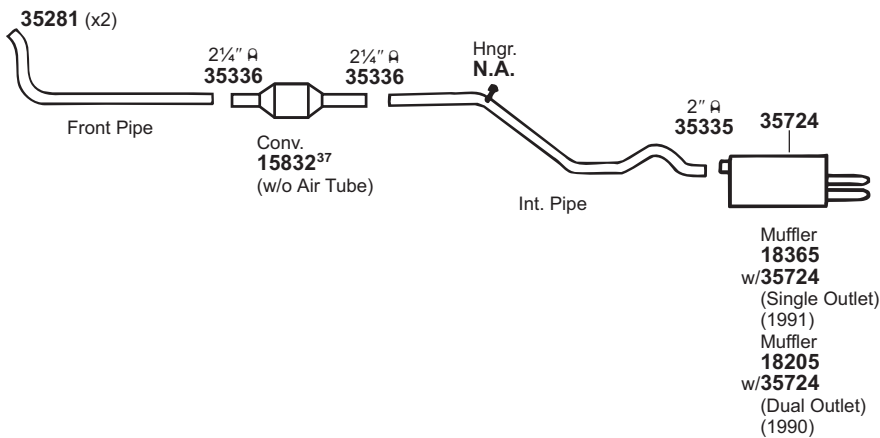
For 15808: Univ. Conv. 15051#  
 For 18355: Univ. SoundFX 17194#

(10293) 1993-92 6 CYL. SKYLARK w/3.3L ENG.



For 15811: Univ. Conv. 15037#  
 For 18464: Univ. SoundFX 17194#

(10294) 1991-90 4 CYL. SKYLARK w/2.3L DOHC ENG., QUAD 4



For 15832: Univ. Conv. 15037#  
 For 18205: Tru-Fit 18150<sup>553,563</sup> Univ. SoundFX 17826#  
 For 18365: Univ. SoundFX 17817# Super Turbo 17730#

31369 Gskt.	35281 Spring	35285 Hngr.	35460 Insl.	35720 Hngr.	35724 Brkt.														

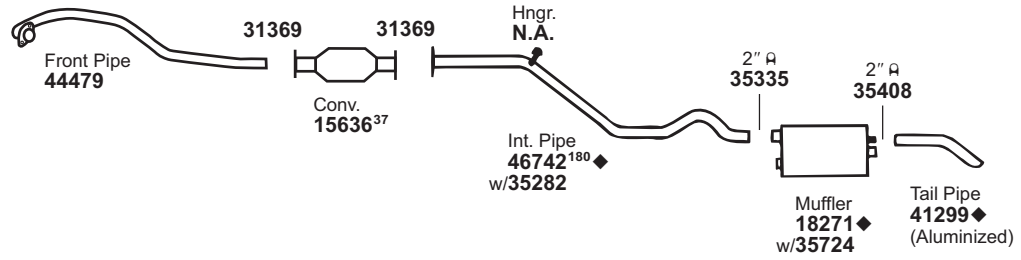
NOT LEGAL FOR SALE IN STATE OF CALIFORNIA  
 IN NEW YORK STATE, CONVERTERS LISTED ARE LEGAL FOR FEDERAL/EPA EMISSION VEHICLES ONLY

# Modifications and/or additional parts required.  
 37 Fits All Emissions Vehicles.  
 553 Requires 35254 & 35255 Bushings on Outlet & 41299 Spout & (1) Extra 35408 (2") Clamp.  
 563 Single Outlet Muffler replaces Dual Outlet Muffler.

# BUICK Skylark

## (10295) 1991-90 4 CYL. SKYLARK w/2.5L ENG.

35281 (x2)



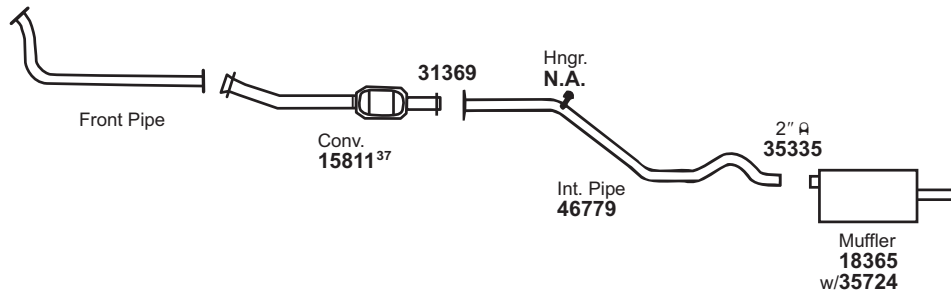
For 15636: Univ. Conv. 15036#

For 18271: Tru-Fit 18150  
Glasspack 24041<sup>523,542</sup>

Univ. SoundFX 17874#

Super Turbo 17730#

## (10296) 1991-90 6 CYL. SKYLARK w/3.3L ENG.

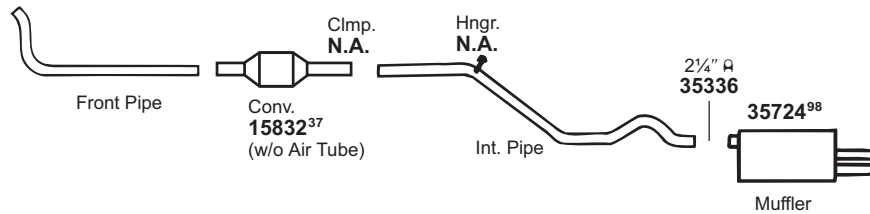


For 15811: Univ. Conv. 15037#

For 18365: Univ. SoundFX 17817#

Super Turbo 17730#

## (10297) 1989-88 4 CYL. SKYLARK w/2.3L, QUAD 4 ENG.



For 15832: Univ. Conv. 15037#

31369 Gskt.	35281 Spring	35282 Bolt	35724 Brkt.										

NOT LEGAL FOR SALE IN STATE OF CALIFORNIA  
IN NEW YORK STATE, CONVERTERS LISTED ARE LEGAL FOR FEDERAL/EPA EMISSION VEHICLES ONLY

- ◆ If welded assembly, replace all required parts.
- # Modifications and/or additional parts required.
- 37 Fits All Emissions Vehicles.
- 98 Discard O.E. Spade Bracket.

- 180 Reuse counter weight Clamp assembly. Install identical to O.E.
- 523 Requires Bracket.
- 542 Requires 35568 Bracket.

GENERAL INFORMATION

PASSENGER CAR

LIGHT TRUCK

MUFFLER SPECS.

OPTIONAL MUFFLERS

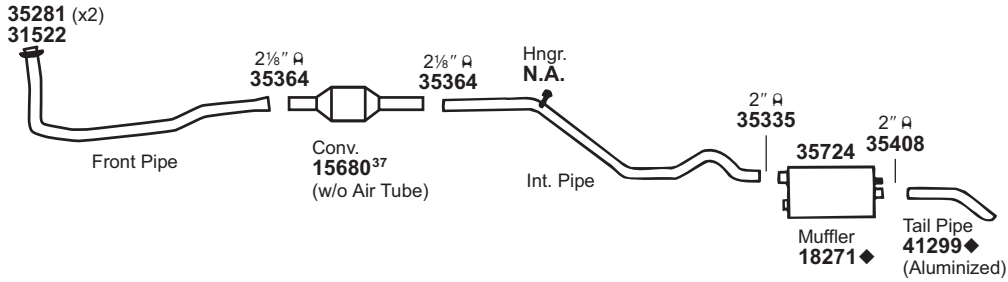
CONVERTER SPECS.

ACCESSORIES

FOOTNOTES

# BUICK Skylark

(10298) 1989-86 4 CYL. SKYLARK w/2.5L ENG.



For 15680: Univ. Conv. 15036#

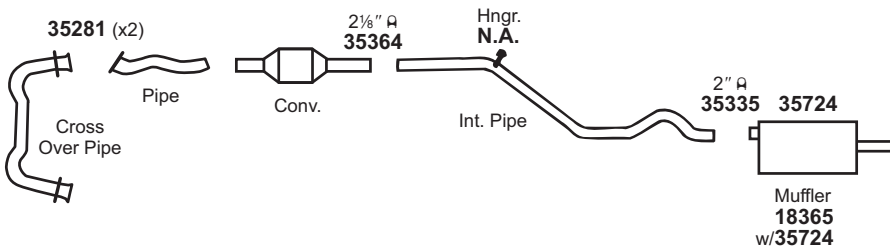
For 18271: Tru-Fit 18150

Glasspack 24041<sup>523,542</sup>

Univ. SoundFX 17874#

Super Turbo 17730#

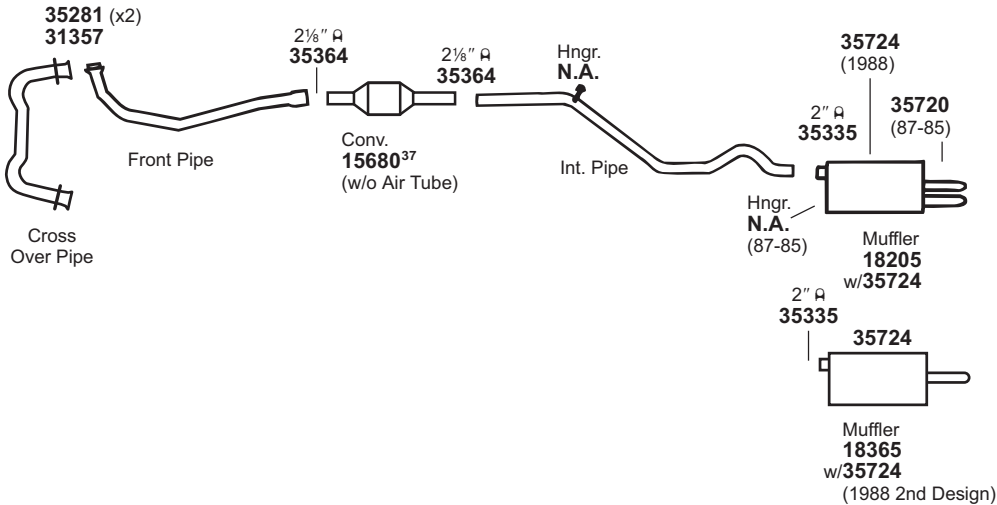
(10299) 1989 6 CYL. SKYLARK w/3.3L ENG.



For 18365: Univ. SoundFX 17817#

Super Turbo 17730#

(10300) 1988-86 6 CYL. SKYLARK w/3.0L ENG.



For 15680: Univ. Conv. 15036#

For 18205: Tru-Fit 18150<sup>553,563</sup>

For 18365: Univ. SoundFX 17817#

Univ. SoundFX 17826#

Super Turbo 17730#

31357 Gskt.	31522 Gskt.	35281 Spring	35720 Hngr.	35724 Brkt.									

NOT LEGAL FOR SALE IN STATE OF CALIFORNIA  
IN NEW YORK STATE, CONVERTERS LISTED ARE LEGAL FOR FEDERAL/EPA EMISSION VEHICLES ONLY

◆ If welded assembly, replace all required parts.

# Modifications and/or additional parts required.

37 Fits All Emissions Vehicles.

122 523 Requires Bracket.

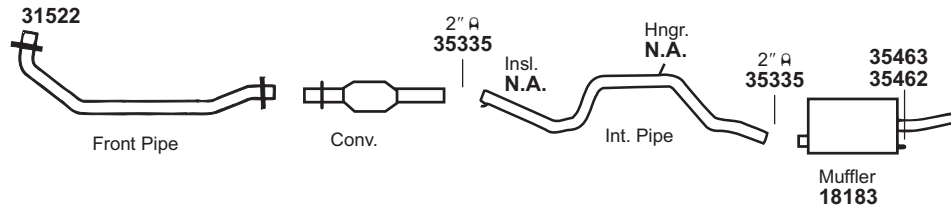
542 Requires 35568 Bracket.

553 Requires 35254 & 35255 Bushings on Outlet & 41299 Spout & (1) Extra 35408 (2") Clamp.

563 Single Outlet Muffler replaces Dual Outlet Muffler.

# BUICK Skylark

(10301) 1985-82 4 CYL. SKYLARK w/2.5L ENG.



For 18183: Tru-Fit 18125<sup>520</sup>

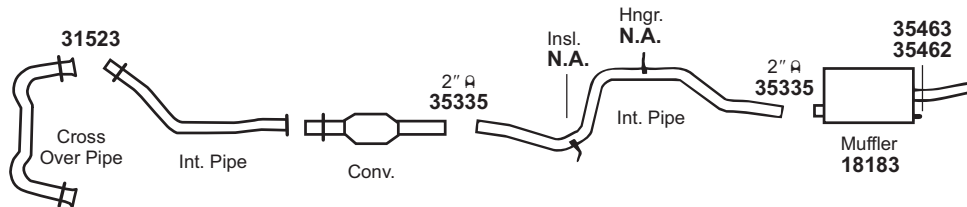
Univ. SoundFX 17860#

Super Turbo 17730#

GENERAL INFORMATION

PASSENGER CAR

(10302) 1985-82 V6 CYL. SKYLARK w/2.8L., 2BBL X ENG. (EXC. HIGH OUTPUT)



For 18183: Tru-Fit 18125<sup>520</sup>

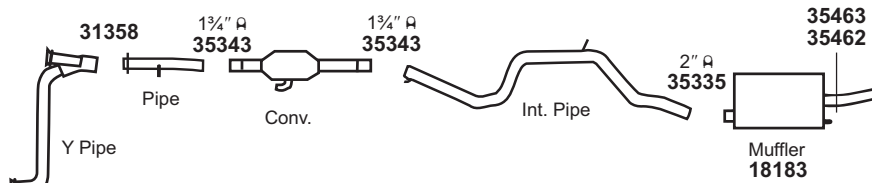
Univ. SoundFX 17860#

Super Turbo 17730#

LIGHT TRUCK

MUFFLER SPECS.

(10303) 1981 V6 CYL. SKYLARK w/2.8L ENG.



For 18183: Tru-Fit 18125<sup>520</sup>

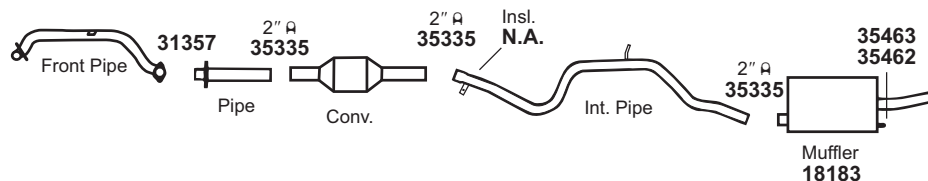
Univ. SoundFX 17860#

Super Turbo 17730#

OPTIONAL MUFFLERS

CONVERTER SPECS.

(10304) 1980 V6 CYL. SKYLARK w/2.8L (173 C.I.D.) ENG.



For 18183: Tru-Fit 18125<sup>520</sup>

Univ. SoundFX 17860#

Super Turbo 17730#

ACCESSORIES

FOOTNOTES

31357 Gskt.	31358 Gskt.	31522 Gskt.	31523 Gskt.	35462 Insl.	35463 Brkt.										

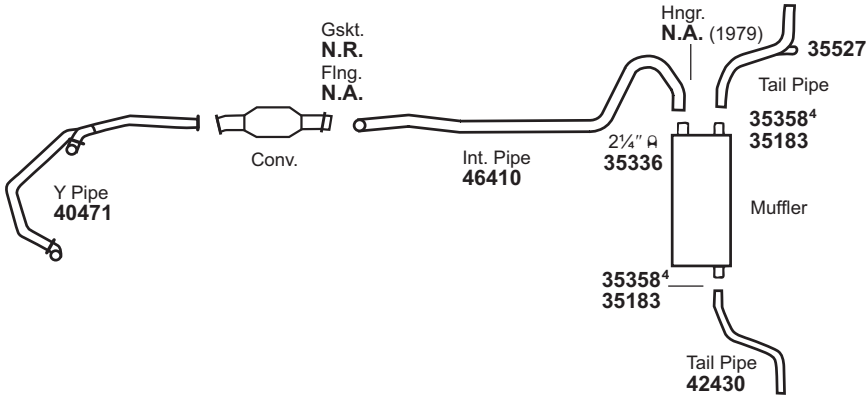
NOT LEGAL FOR SALE IN STATE OF CALIFORNIA  
IN NEW YORK STATE, CONVERTERS LISTED ARE LEGAL FOR FEDERAL/EPA EMISSION VEHICLES ONLY

# Modifications and/or additional parts required.

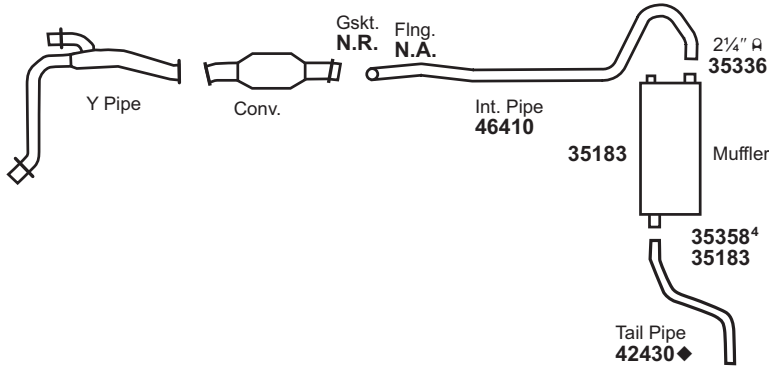
520 Requires 41736 Spout & (1) Extra 35408 (2") Clamp.

# BUICK Skylark

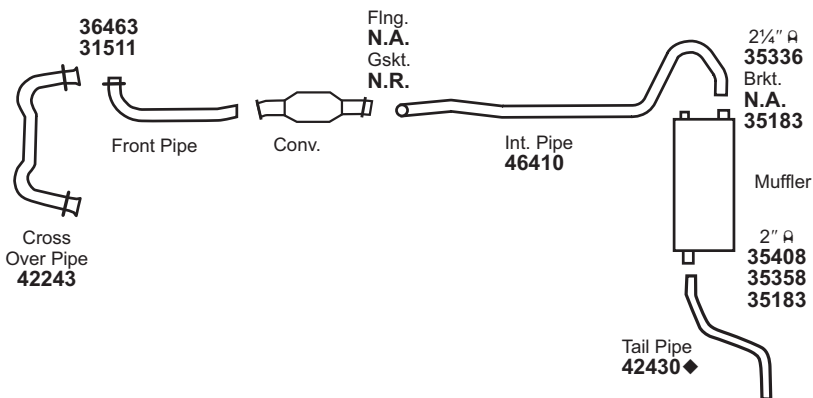
(10305) 1979-77 8 CYL. SKYLARK w/5.0L (305 C.I.D.), 5.7L (350 C.I.D.) ENG. CODE L (CHEVROLET ENG.)



(10306) 1978-77 V6 CYL. SKYLARK w/3.8L (231 C.I.D.) ENG.



(10307) 1977 8 CYL. SKYLARK w/5.7L (350 C.I.D.) ENG. CODE R (OLDSMOBILE ENG.)  
1976-75 8 CYL. SKYLARK w/4.3L (260 C.I.D.) ENG.

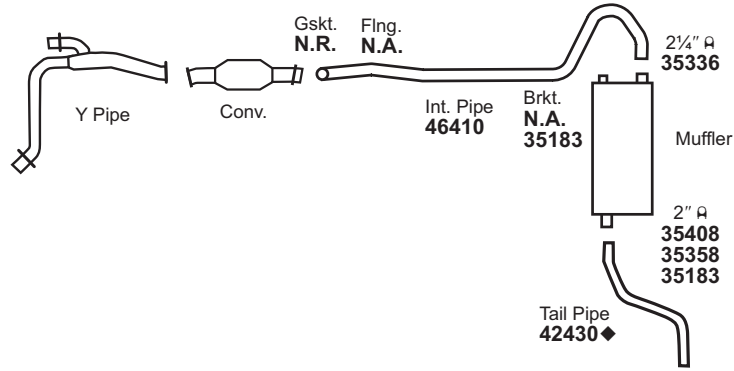


31511 Gskt.	35183 Insl.	35358 Brkt.	35527 Hngr.	36463 Sprgs.															

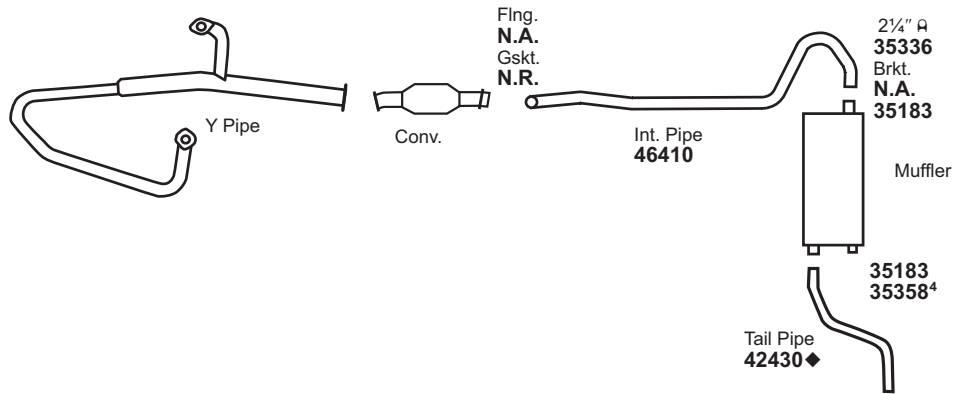
NOT LEGAL FOR SALE IN STATE OF CALIFORNIA  
IN NEW YORK STATE, CONVERTERS LISTED ARE LEGAL FOR FEDERAL/EPA EMISSION VEHICLES ONLY

# BUICK Skylark

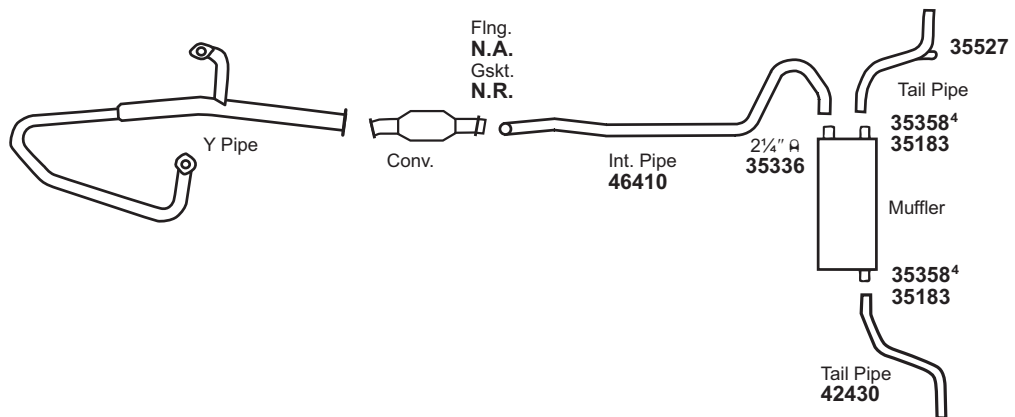
(10308) 1976-75 V6 CYL. SKYLARK w/3.8L (231 C.I.D.) ENG.



(10309) 1976 8 CYL. SKYLARK w/5.7L (350 C.I.D.) ENG. w/SINGLE OUTLET MUFFLER



(10310) 1975 8 CYL. SKYLARK w/5.7L (350 C.I.D.) ENG.



35183 Insl.	35358 Brkt.	35527 Hngr.																	

NOT LEGAL FOR SALE IN STATE OF CALIFORNIA  
IN NEW YORK STATE, CONVERTERS LISTED ARE LEGAL FOR FEDERAL/EPA EMISSION VEHICLES ONLY

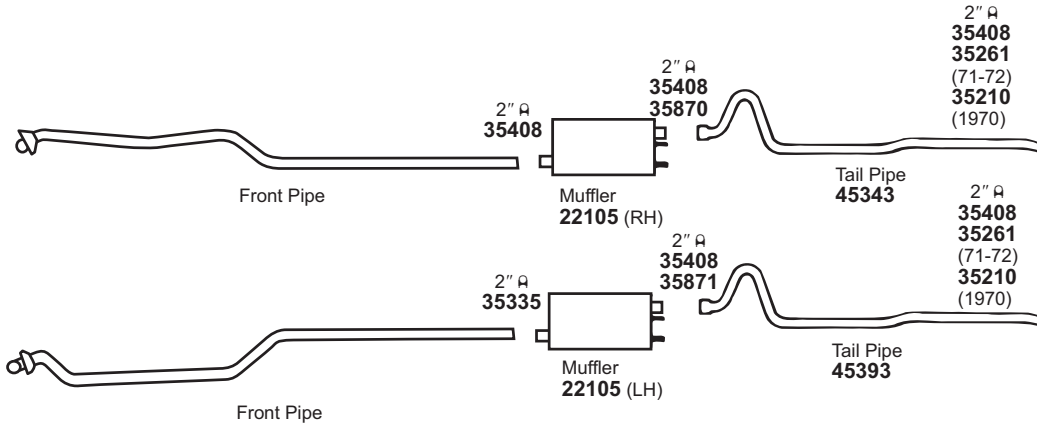
$\blacklozenge$  If welded assembly, replace all required parts.

4 Requires 35408 (2") Clamp.

- GENERAL INFORMATION
- PASSENGER CAR
- LIGHT TRUCK
- MUFFLER SPECS.
- OPTIONAL MUFFLERS
- CONVERTER SPECS.
- ACCESSORIES
- FOOTNOTES

# BUICK Skylark

(10311) 1972-70 8 CYL. SKYLARK w/5.7L (350 C.I.D.) ENG.



**DYNOMAX** SYSTEM AVAILABLE, See DynoMax Catalog

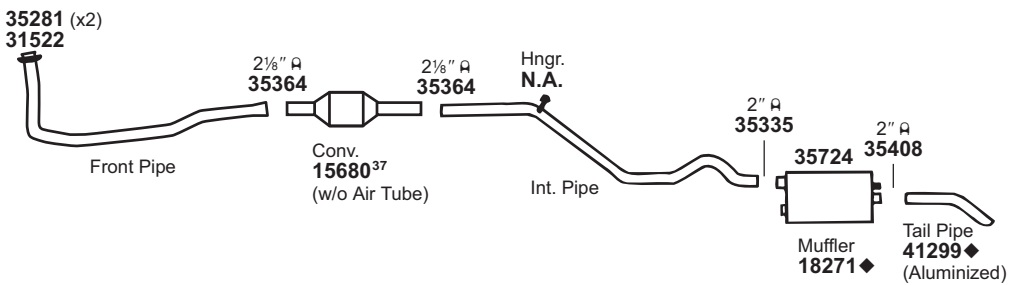
For 22105: SoundFX 18182  
Super Turbo 17736#

Tru-Fit 18105<sup>505,507</sup>

Univ. SoundFX 17844

# BUICK Somerset-Regal

(10312) 1985 4 CYL. SOMERSET REGAL w/2.5L ENG.



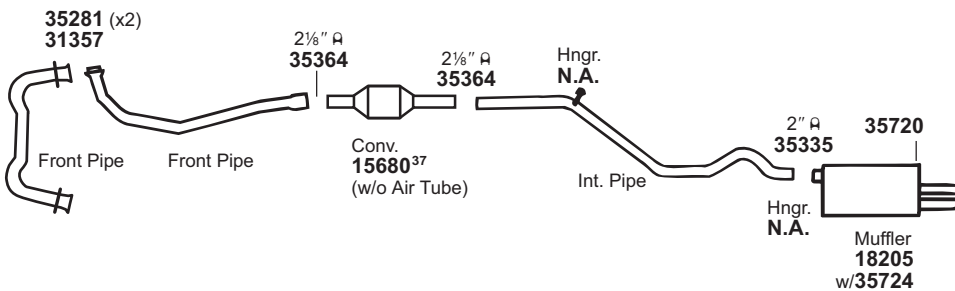
For 15680: Univ. Conv. 15036#

For 18271: Tru-Fit 18150  
Glasspack 24041<sup>523,542</sup>

Univ. SoundFX 17874#

Super Turbo 17730#

(10313) 1985 6 CYL. SOMERSET REGAL w/3.0L ENG.



For 15680: Univ. Conv. 15036#

For 18205: Tru-Fit 18150<sup>553,563</sup>

Univ. SoundFX 17826#

31357 Gskt.	31522 Gskt.	35210 Hngr.	35261 Insl.	35281 Spring	35720 Hngr.	35724 Brkt.	35870 Hngr.	35871 Hngr.						

**NOT LEGAL FOR SALE IN STATE OF CALIFORNIA  
IN NEW YORK STATE, CONVERTERS LISTED ARE LEGAL FOR FEDERAL/EPA EMISSION VEHICLES ONLY**

◆ If welded assembly, replace all required parts.

# Modifications and/or additional parts required.

37 Fits All Emissions Vehicles.

505 Requires 35567 Shield & (2) 35564 Straps.

126 507 Requires 35568 Bracket & (1) Extra 35408 (2") Clamp.

523 Requires Bracket.

542 Requires 35568 Bracket.

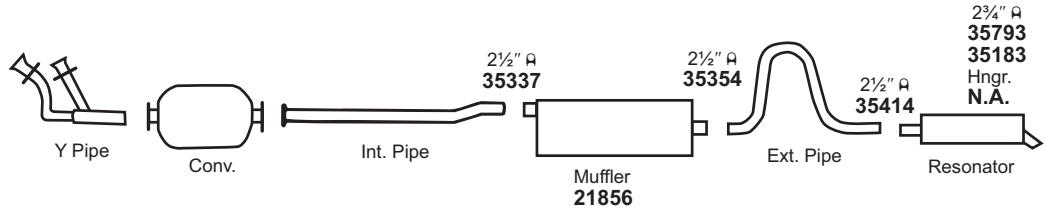
553 Requires 35254 & 35255 Bushings on Outlet & 41299 Spout & (1) Extra 35408 (2") Clamp.

563 Single Outlet Muffler replaces Dual Outlet Muffler.



# CADILLAC Calais

(10314) 1976-75 8 CYL. CALAIS

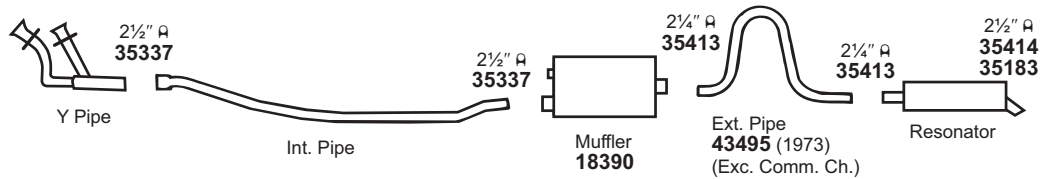


For 21856: Tru-Fit 18112<sup>506</sup>  
Ultra Flo SS 17283#      Univ. SoundFX 17853#      Super Turbo 17748#

GENERAL INFORMATION

PASSENGER CAR

(10315) 1974-73 8 CYL. CALAIS

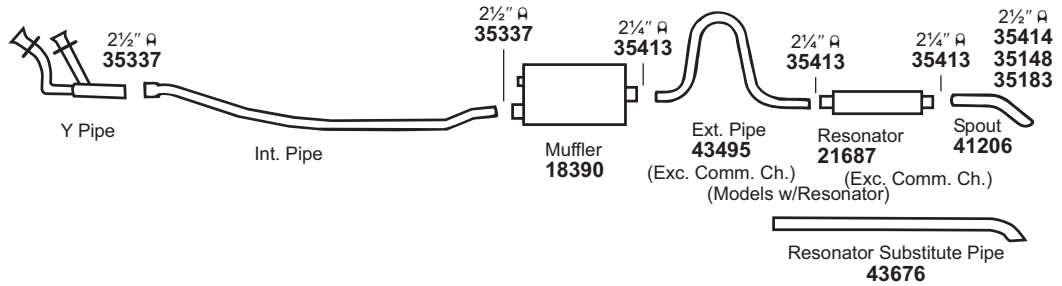


For 18390: Tru-Fit 18112<sup>542</sup>  
Ultra Flo SS 17283#      Univ. SoundFX 17853      Super Turbo 17733#

LIGHT TRUCK

MUFFLER SPECS.

(10316) 1972-71 8 CYL. CALAIS

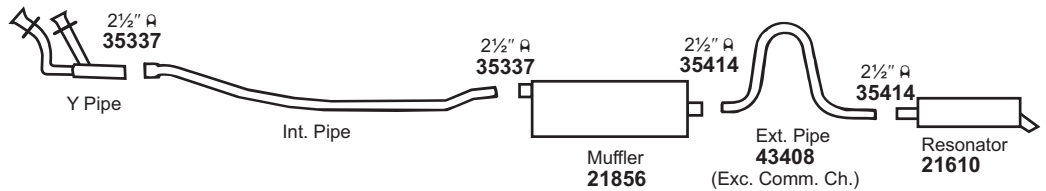


For 18390: Tru-Fit 18112<sup>542</sup>  
Ultra Flo SS 17283#      Univ. SoundFX 17853      Super Turbo 17733#  
For 21687: Univ. SoundFX 17812#

OPTIONAL MUFFLERS

CONVERTER SPECS.

(10317) 1970-68 8 CYL. CALAIS



For 21610: Univ. SoundFX 17805#      Univ. SoundFX 17853#      Super Turbo 17748#  
For 21856: Tru-Fit 18112<sup>506</sup>  
Ultra Flo SS 17283#

ACCESSORIES

FOOTNOTES

35148 Brkt.	35183 Insl.											

NOT LEGAL FOR SALE IN STATE OF CALIFORNIA  
IN NEW YORK STATE, CONVERTERS LISTED ARE LEGAL FOR FEDERAL/EPA EMISSION VEHICLES ONLY

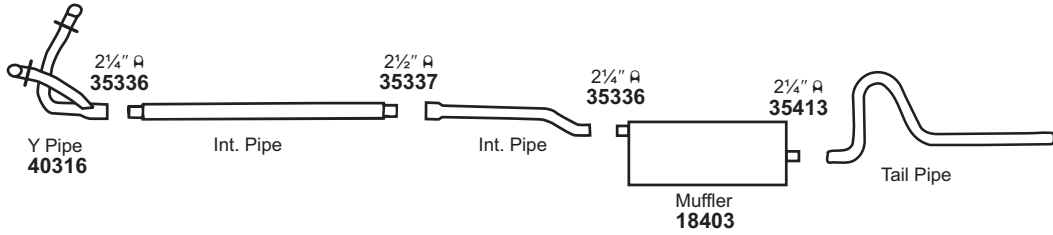
# Modifications and/or additional parts required.  
506 Requires 41962 Bushing & (1) Extra 35413 (2 1/4") Clamp.

542 Requires 35568 Bracket.

# CADILLAC Calais

(10318) 1967-65 8 CYL. CALAIS

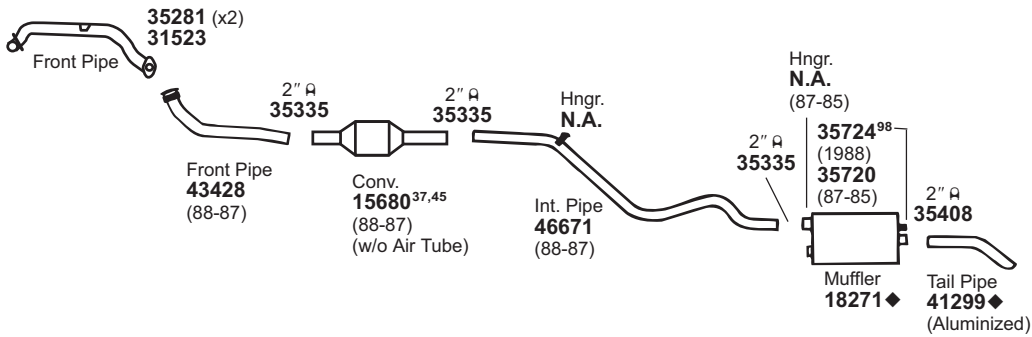
31301 (x2)



For 18403: Univ. SoundFX 17874#      Super Turbo 17731#      Ultra Flo SS 17282#  
 Glasspack 24098

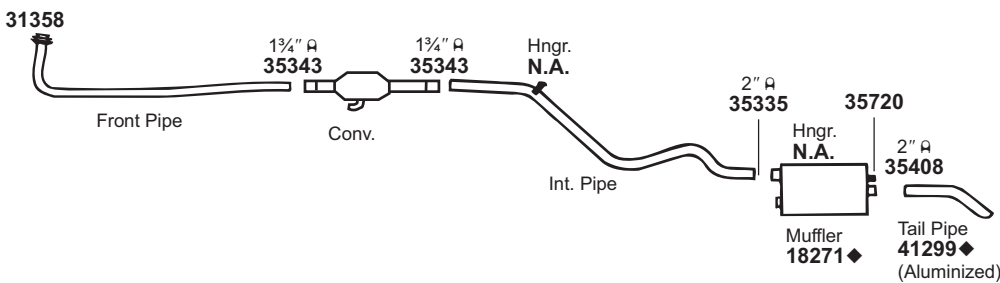
# CADILLAC Cimarron

(10319) 1988-85 6 CYL. CIMARRON w/2.8L ENG.



For 15680: Univ. Conv. 15036#      Univ. SoundFX 17874#      Super Turbo 17730#  
 For 18271: Tru-Fit 18150      Glasspack 24041<sup>523,542</sup>

(10320) 1986-84 4 CYL. CIMARRON w/2.0L ENG. (EXC. EARLY MODELS w/MUFFLER BODY STRAP)



For 18271: Tru-Fit 18150      Univ. SoundFX 17874#      Super Turbo 17730#  
 Glasspack 24041<sup>523,542</sup>

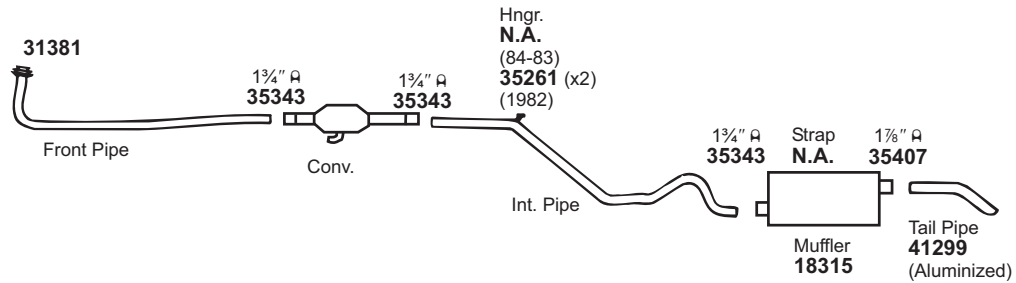
31301 Gskt. 	31358 Gskt. 	31523 Gskt. 	35281 Spring 	35720 Hngr. 	35724 Brkt. 								
--------------------	--------------------	--------------------	---------------------	--------------------	--------------------	--	--	--	--	--	--	--	--

**NOT LEGAL FOR SALE IN STATE OF CALIFORNIA  
 IN NEW YORK STATE, CONVERTERS LISTED ARE LEGAL FOR FEDERAL/EPA EMISSION VEHICLES ONLY**

- ◆ If welded assembly, replace all required parts.
- # Modifications and/or additional parts required.
- 37 Fits All Emissions Vehicles.
- 45 OE exhaust system is completely welded. Additional adapters and cutting the OE pipes may be required to complete installation. Only failed Converters may be replaced.
- 98 Discard O.E. Spade Bracket.
- 523 Requires Bracket.
- 542 Requires 35568 Bracket.

# CADILLAC Cimarron

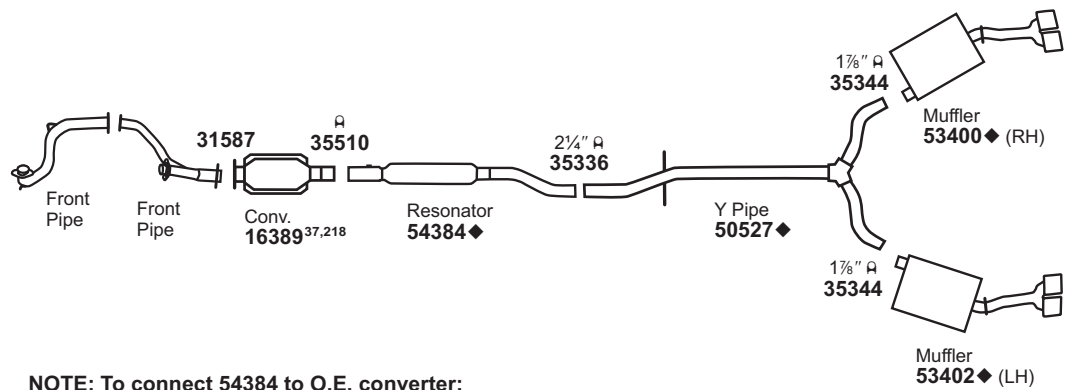
(10321)	1984-83	4 CYL.	CIMARRON w/2.0L (EXC. LATE 1984 MODELS w/FRONT & REAR MUFFLER HANGERS)
	1982	4 CYL.	CIMARRON w/1.8L ENG.



For 18315: Super Turbo 17736#

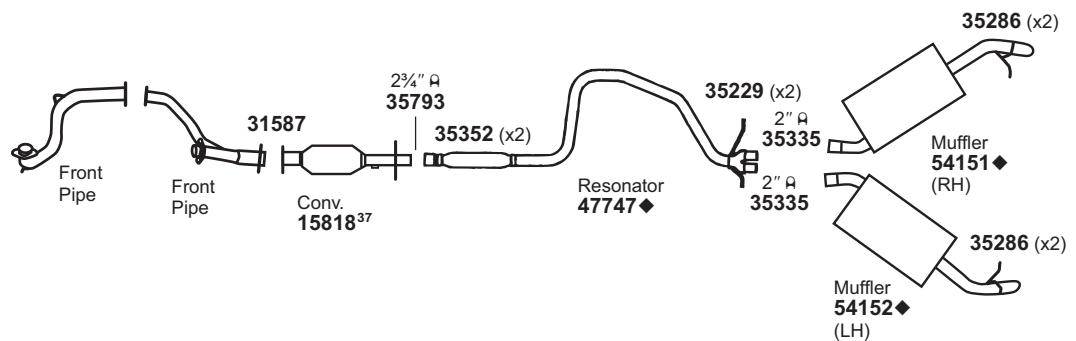
# CADILLAC DeVille

(10322)	2005-00	8 CYL.	DEVILLE, DHS, DTS w/4.6L ENG.
---------	---------	--------	-------------------------------



**NOTE:** To connect 54384 to O.E. converter:  
 1) Cut at appropriate location.  
 2) Overlap 54384 onto remaining stub on converter outlet.

(10323)	1999-96	8 CYL.	DEVILLE, DEVILLE CONCOURS w/4.6L ENG.
---------	---------	--------	---------------------------------------



**NOTE:** To connect 47747 to O.E. converter:  
 1) Cut immediately upstream of converter-to-resonator weld.  
 2) Overlap 47747 onto the remaining stub on converter outlet.

For 15818: Univ. Conv. 93304#  
 For 54151: SoundFX 18832  
 For 54152: SoundFX 18828

31381 Gskt.	31587 Gskt.	35229 Insl.	35261 Insl.	35286 Insl.	35352 Insl.								

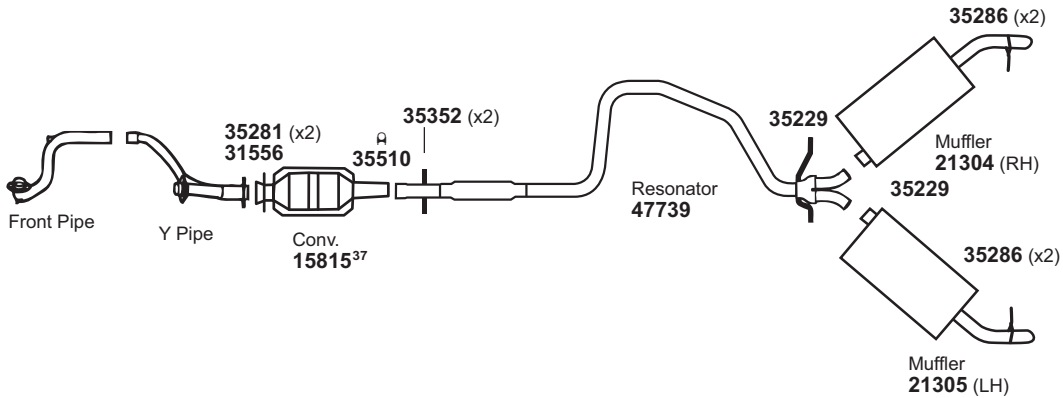
NOT LEGAL FOR SALE IN STATE OF CALIFORNIA  
 IN NEW YORK STATE, CONVERTERS LISTED ARE LEGAL FOR FEDERAL/EPA EMISSION VEHICLES ONLY

◆ If welded assembly, replace all required parts.  
 # Modifications and/or additional parts required.  
 37 Fits All Emissions Vehicles.

218 Adapter included in carton to be used to connect Converter to O.E. exhaust.

# CADILLAC DeVille

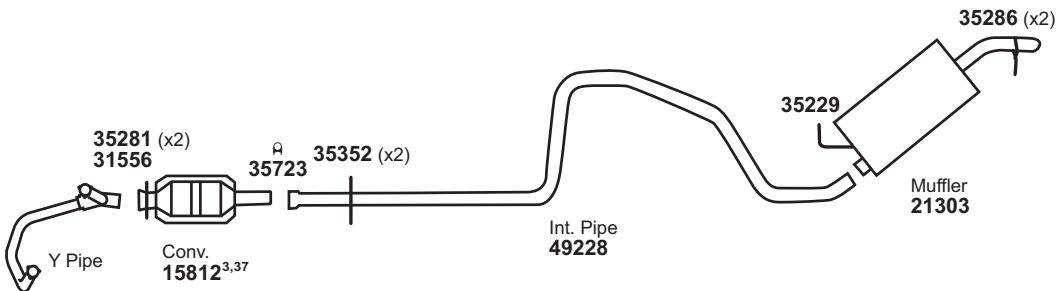
(10324) 1995 8 CYL. DEVILLE CONCOURS w/4.6L ENG.



**NOTE:** To connect pipe 47739 to O.E. converter:  
 1) Cut original pipe 1½" downstream of pipe-to-converter weld.  
 2) Overlap 47739 onto the remaining stub on converter outlet.

For 15815: Univ. Conv. 15042#

(10325) 1995 8 CYL. DEVILLE w/4.9L ENG.

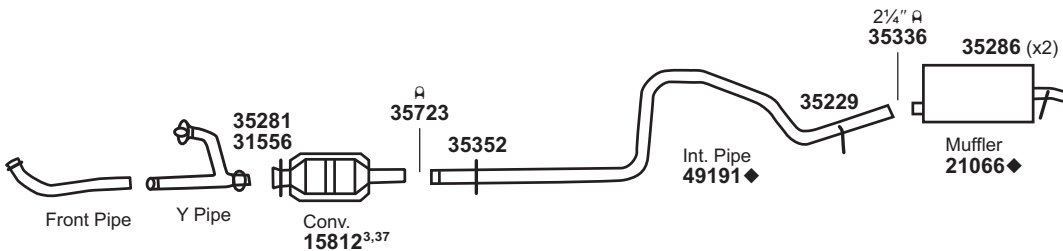


**NOTE:** To connect pipe 49228 to O.E. Converter:  
 1) Cut original pipe 1½" downstream of pipe-to-converter weld.  
 2) Overlap 49228 onto the remaining stub on converter outlet.

For 15812: Univ. Conv. 15042#

For 21303: Super Turbo 17731# Ultra Flo SS 17282#

(10326) 1994 8 CYL. DEVILLE w/4.9L ENG., F.W.D.



**NOTE:** To connect pipe 49191 to O.E. converter:  
 1) Cut original pipe 1½" downstream of pipe-to-converter weld.  
 2) Overlap 49191 onto the remaining stub on converter outlet.

For 15812: Univ. Conv. 15042#

For 21066: SoundFX 18817 Super Turbo 17731# Ultra Flo SS 17282#

31556 Gskt.	35229 Insl.	35281 Spring	35286 Insl.	35352 Insl.								

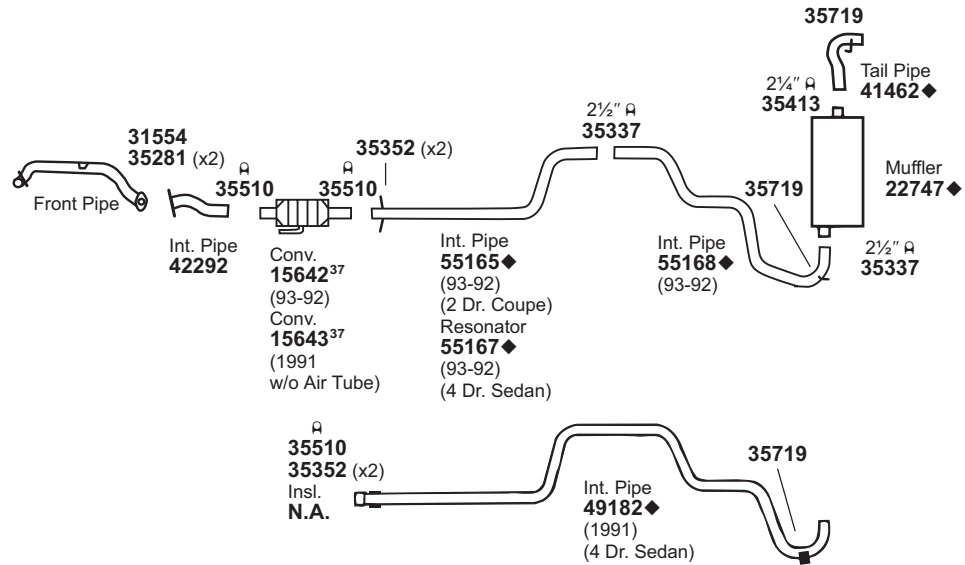
NOT LEGAL FOR SALE IN STATE OF CALIFORNIA  
 IN NEW YORK STATE, CONVERTERS LISTED ARE LEGAL FOR FEDERAL/EPA EMISSION VEHICLES ONLY

◆ If welded assembly, replace all required parts.  
 # Modifications and/or additional parts required.

3 May require 35574 Air Tube Kit for installation.  
 37 Fits All Emissions Vehicles.

# CADILLAC DeVille

(10327) 1993-91 8 CYL. DEVILLE w/4.9L ENG., F.W.D.



**NOTE:** To connect 42292 to O.E. converter:

- 1) Cut original pipe 1 $\frac{3}{8}$ " downstream of pipe-to-converter weld.
- 2) Overlap 42292 onto the remaining stub on converter inlet.

**NOTE:** To connect 49182/55165/55167 to O.E. converter:

- 1) Cut original pipe 1 $\frac{3}{8}$ " downstream of pipe-to-converter weld.
- 2) Overlap 49182/55165/55167 onto the remaining stub on converter outlet.

For 15642: Univ. Conv. 15042#

For 15643: Univ. Conv. 15042#

For 22747: SoundFX 18399

Ultra Flo SS 17283#

Univ. SoundFX 17824

Super Turbo 17733#

31554 Gskt.	35281 Spring	35352 Insl.	35719 Insl.																

NOT LEGAL FOR SALE IN STATE OF CALIFORNIA  
IN NEW YORK STATE, CONVERTERS LISTED ARE LEGAL FOR FEDERAL/EPA EMISSION VEHICLES ONLY

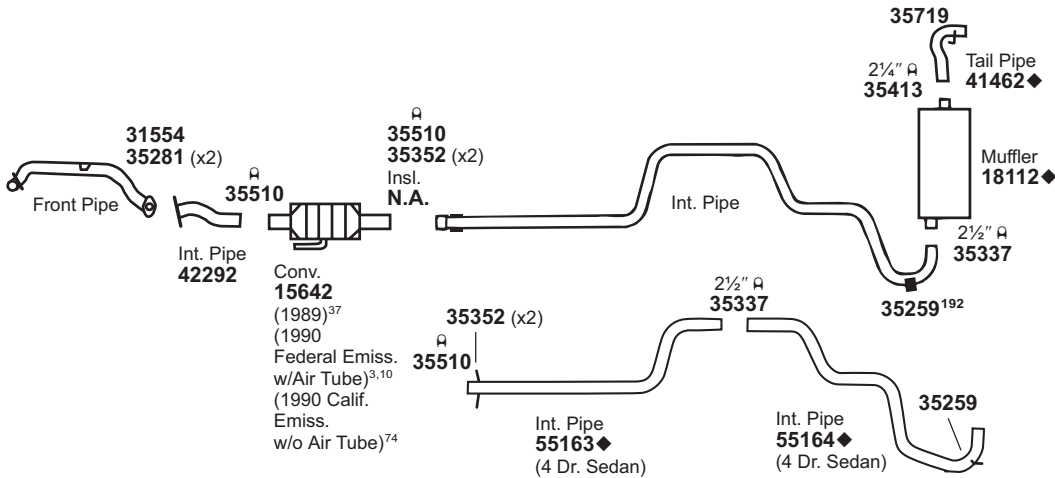
◆ If welded assembly, replace all required parts.  
# Modifications and/or additional parts required.

37 Fits All Emissions Vehicles.

- GENERAL INFORMATION
- PASSENGER CAR
- LIGHT TRUCK
- MUFFLER SPECS.
- OPTIONAL MUFFLERS
- CONVERTER SPECS.
- ACCESSORIES
- FOOTNOTES

# CADILLAC DeVille

(10328) 1990-89 8 CYL. DEVILLE w/4.5L ENG., F.W.D.



**NOTE:** To connect 42292 to O.E. converter:

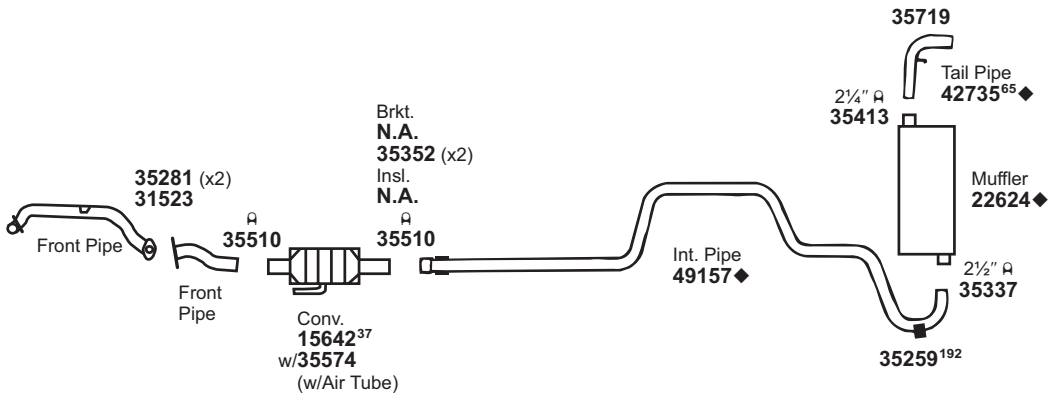
- 1) Cut original pipe 1 $\frac{3}{8}$ " downstream of pipe-to-converter weld.
- 2) Overlap 42292 onto the remaining stub on converter inlet.

**NOTE:** To connect 55163 or 49164 to O.E. converter:

- 1) Cut original pipe 1 $\frac{3}{8}$ " downstream of pipe-to-converter weld.
- 2) Overlap 55163 or 49164 onto the remaining stub on converter outlet.

For 15642: Univ. Conv. 15042#

(10329) 1988 8 CYL. DEVILLE w/4.5L ENG., F.W.D.



**NOTE:** To connect 49157 to O.E. converter:

- 1) Cut original pipe 1 $\frac{3}{8}$ " downstream of pipe-to-converter weld.
- 2) Overlap 49157 onto the remaining stub on converter outlet.

For 15642: Univ. Conv. 15042#

For 22624: SoundFX 18831  
Ultra Flo SS 17258<sup>576</sup>

Univ. SoundFX 17855#

Super Turbo 17749#

31523 Gskt.	31554 Gskt.	35259 Insl. Kit	35281 Spring	35352 Insl.	35719 Insl.								

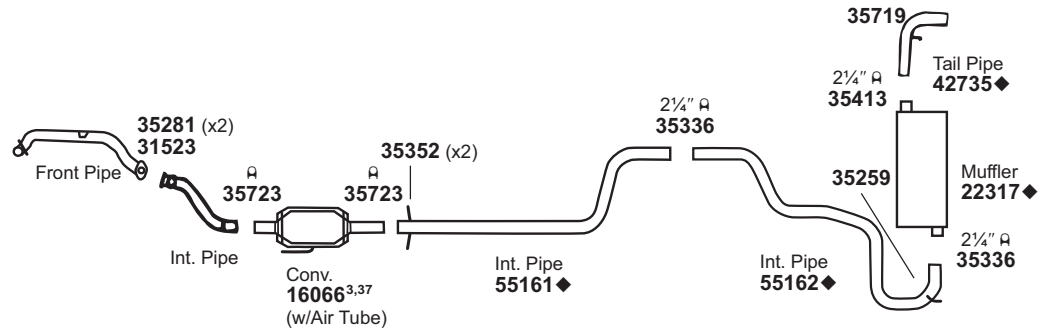
**NOT LEGAL FOR SALE IN STATE OF CALIFORNIA  
IN NEW YORK STATE, CONVERTERS LISTED ARE LEGAL FOR FEDERAL/EPA EMISSION VEHICLES ONLY**

- ◆ If welded assembly, replace all required parts.
- # Modifications and/or additional parts required.
- 3 May require 35574 Air Tube Kit for installation.
- 10 Fits Federal/EPA Emission Vehicles.
- 37 Fits All Emissions Vehicles.

- 65 Cut 1 $\frac{1}{8}$ " off Inlet End.
- 74 Fits California/50 State Emission Vehicles.
- 192 Requires cut off of retaining washer end.
- 576 For installation instructions and additional parts required, see the Cross Reference Chart in the Master Catalog.

# CADILLAC DeVille

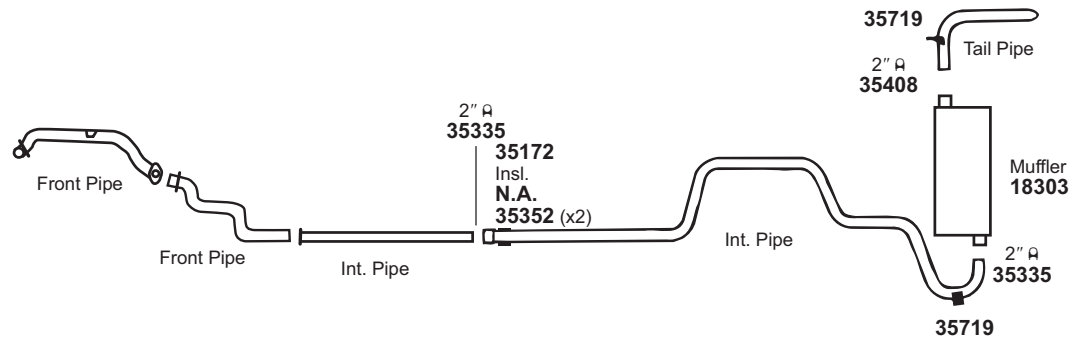
(10330) 1987-86 8 CYL. DEVILLE w/4.1L F.W.D. (EXC. TOURING EDITION)



**NOTE: To connect pipe 55161 to O.E. Converter:**  
 1) Cut original pipe 1 3/8" downstream of pipe-to-converter weld.  
 2) Overlap 55161 onto the remaining stub on converter outlet.

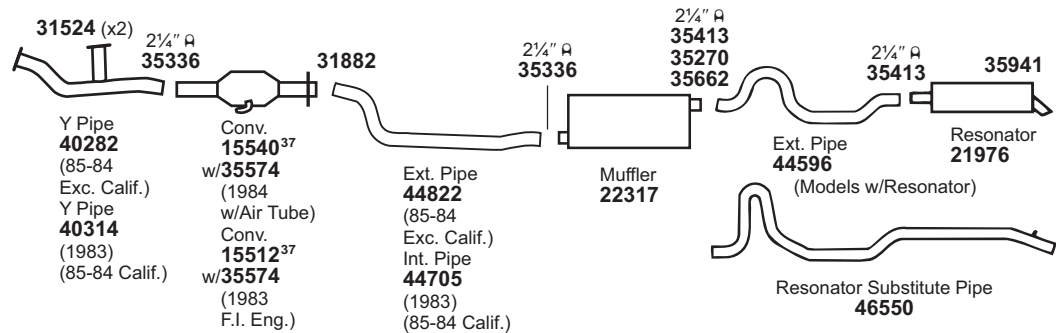
For 16066: Univ. Conv. 15041#  
 For 22317: SoundFX 18235 Tru-Fit 18141 Univ. SoundFX 17843  
 Super Turbo 17732#

(10331) 1985 V6 CYL. DEVILLE w/4.3L DIESEL ENG., F.W.D.



For 18303: Tru-Fit 18105 Univ. SoundFX 17877 Super Turbo 17736#

(10332) 1985-83 8 CYL. DEVILLE w/4.1L ENG.



For 15512: Univ. Conv. 15032#  
 For 15540: Univ. Conv. 15032#  
 For 21976: Univ. SoundFX 17812#  
 For 22317: SoundFX 18235 Tru-Fit 18141 Univ. SoundFX 17843  
 Super Turbo 17732#

31523 Gskt.	31524 Gskt.	31882 Flng.	35172 Brkt.	35259 Insl. Kit	35270 Hngr.	35281 Spring	35352 Insl.	35662 Brkt.	35719 Insl.	35941 Hngr.			

NOT LEGAL FOR SALE IN STATE OF CALIFORNIA  
 IN NEW YORK STATE, CONVERTERS LISTED ARE LEGAL FOR FEDERAL/EPA EMISSION VEHICLES ONLY

◆ If welded assembly, replace all required parts.  
 # Modifications and/or additional parts required.

3 May require 35574 Air Tube Kit for installation.  
 37 Fits All Emissions Vehicles.

GENERAL INFORMATION

PASSENGER CAR

LIGHT TRUCK

MUFFLER SPECS.

OPTIONAL MUFFLERS

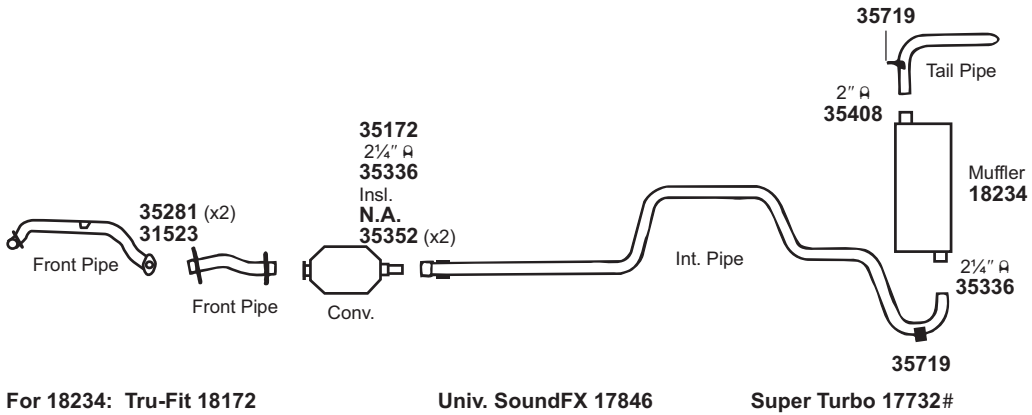
CONVERTER SPECS.

ACCESSORIES

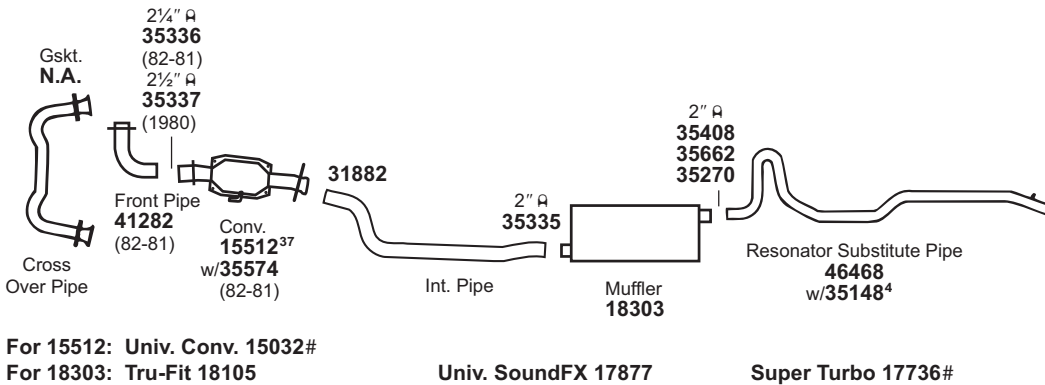
FOOTNOTES

# CADILLAC DeVille

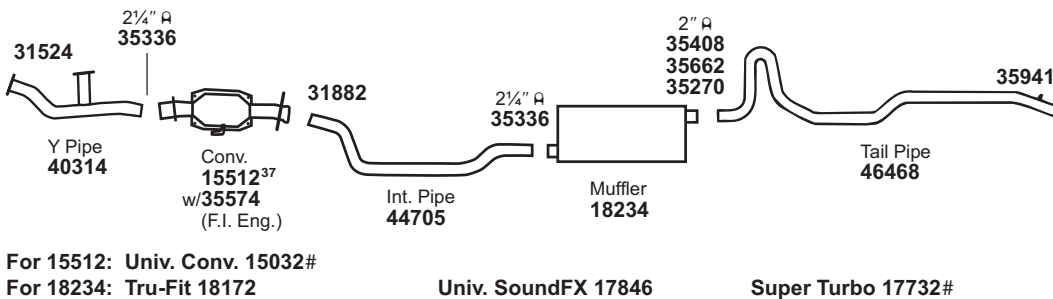
(10333) 1985 8 CYL. DEVILLE w/4.1L ENG., F.W.D.



(10334) 1982-80 V6 CYL. DEVILLE w/4.1L (252 C.I.D.) ENG.



(10335) 1982 8 CYL. DEVILLE w/4.1L (250 C.I.D.) ENG.



31523 Gskt.	31524 Gskt.	31882 Flng.	35148 Brkt.	35172 Brkt.	35270 Hngr.	35281 Spring	35352 Insl.	35662 Brkt.	35719 Insl.	35941 Hngr.			

NOT LEGAL FOR SALE IN STATE OF CALIFORNIA  
IN NEW YORK STATE, CONVERTERS LISTED ARE LEGAL FOR FEDERAL/EPA EMISSION VEHICLES ONLY

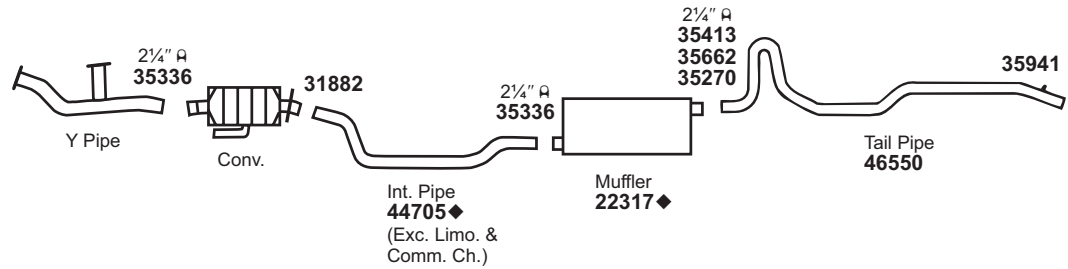
134 # Modifications and/or additional parts required.  
4 Requires 35408 (2") Clamp.

37 Fits All Emissions Vehicles.



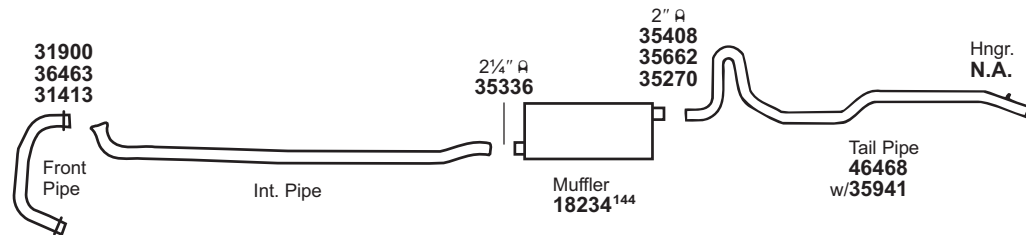
# CADILLAC DeVille

(10336) 1981-80 8 CYL. DEVILLE w/6.0L (368 C.I.D.) ENG.



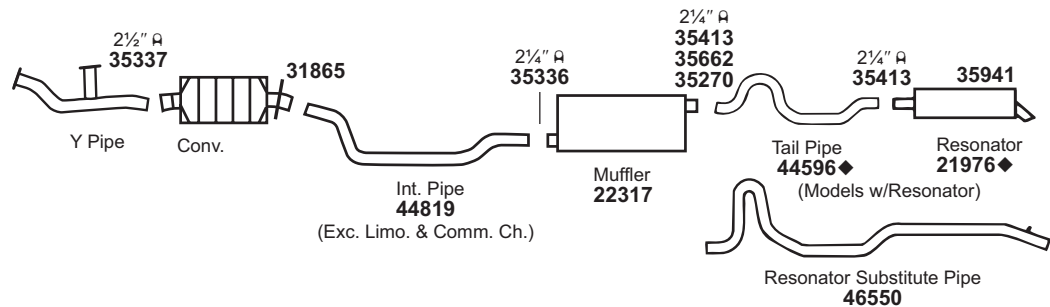
For 22317: SoundFX 18235 Tru-Fit 18141 Univ. SoundFX 17843  
Super Turbo 17732#

(10337) 1980-79 8 CYL. DEVILLE w/5.7L (350 C.I.D.) DIESEL ENG.



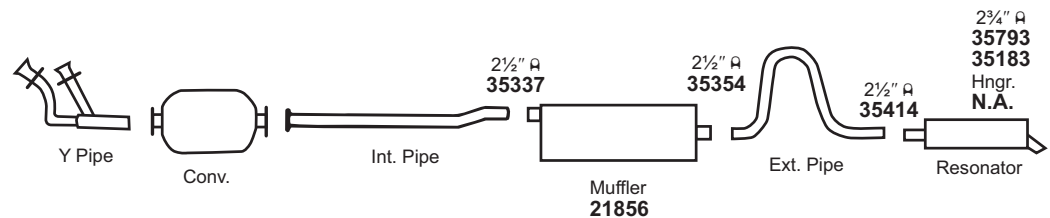
For 18234: Tru-Fit 18172 Univ. SoundFX 17846 Super Turbo 17732#

(10338) 1979-77 8 CYL. DEVILLE w/7.0L (425 C.I.D.) ENG.



For 21976: Univ. SoundFX 17812#  
For 22317: SoundFX 18235 Tru-Fit 18141 Univ. SoundFX 17843  
Super Turbo 17732#

(10339) 1976-75 8 CYL. DEVILLE



For 21856: Tru-Fit 18112<sup>506</sup> Univ. SoundFX 17853# Super Turbo 17748#  
Ultra Flo SS 17283#

31413 Gskt.	31865 Fling.	31882 Fling.	31900 Fling.	35183 Insl.	35270 Hngr.	35662 Brkt.	35941 Hngr.	36463 Sprgs.					

NOT LEGAL FOR SALE IN STATE OF CALIFORNIA  
IN NEW YORK STATE, CONVERTERS LISTED ARE LEGAL FOR FEDERAL/EPA EMISSION VEHICLES ONLY

◆ If welded assembly, replace all required parts.  
# Modifications and/or additional parts required.

144 Exc. 1980 Models w/Bracket welded to rear of Muffler.  
506 Requires 41962 Bushing & (1) Extra 35413 (2 1/4") Clamp.

GENERAL INFORMATION

PASSENGER CAR

LIGHT TRUCK

MUFFLER SPECS.

OPTIONAL MUFFLERS

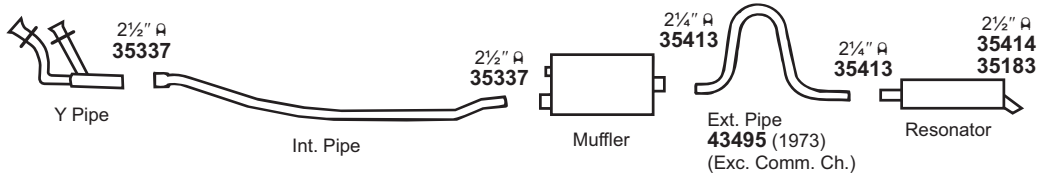
CONVERTER SPECS.

ACCESSORIES

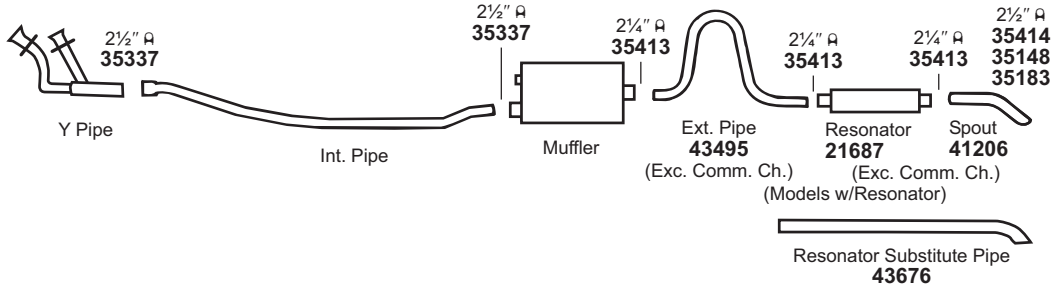
FOOTNOTES

# CADILLAC DeVille

(10340) 1974-73 8 CYL. DEVILLE

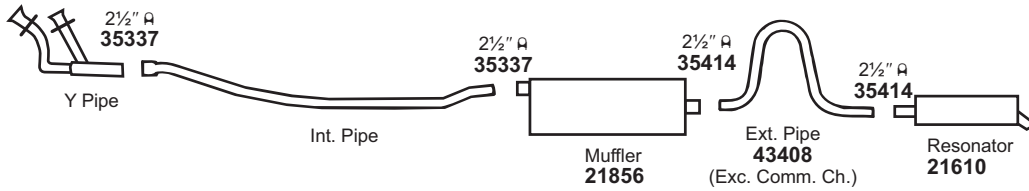


(10341) 1972-71 8 CYL. DEVILLE



For 21687: Univ. SoundFX 17812#

(10342) 1970-68 8 CYL. DEVILLE

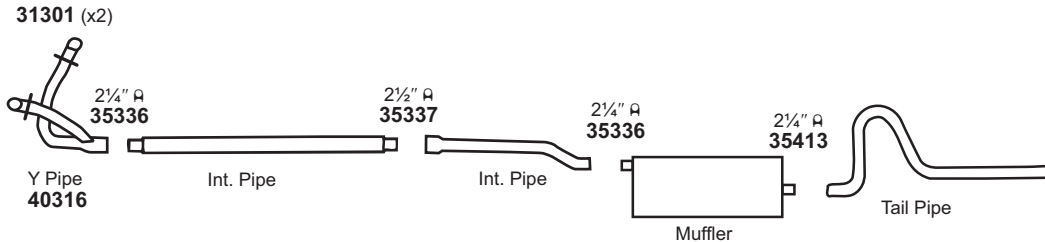


For 21610: Univ. SoundFX 17805#  
 For 21856: Tru-Fit 18112<sup>506</sup>  
 Ultra Flo SS 17283#

Univ. SoundFX 17853#

Super Turbo 17748#

(10343) 1967-65 8 CYL. DEVILLE

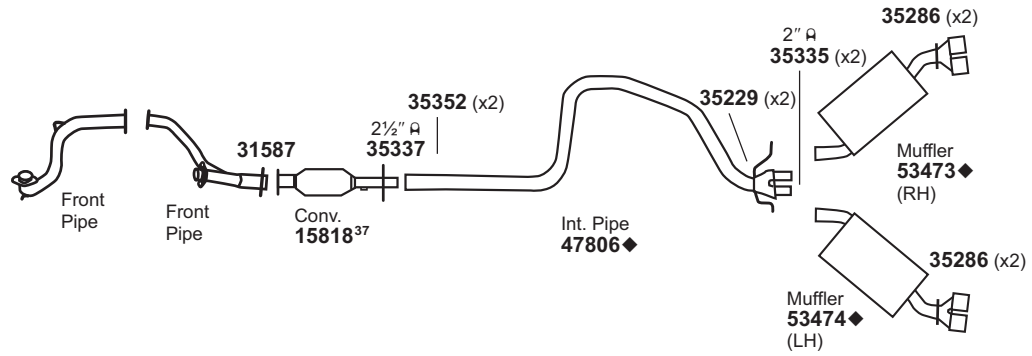


31301 Gskt.	35148 Brkt.	35183 Insl.																	

NOT LEGAL FOR SALE IN STATE OF CALIFORNIA  
 IN NEW YORK STATE, CONVERTERS LISTED ARE LEGAL FOR FEDERAL/EPA EMISSION VEHICLES ONLY

# CADILLAC Eldorado

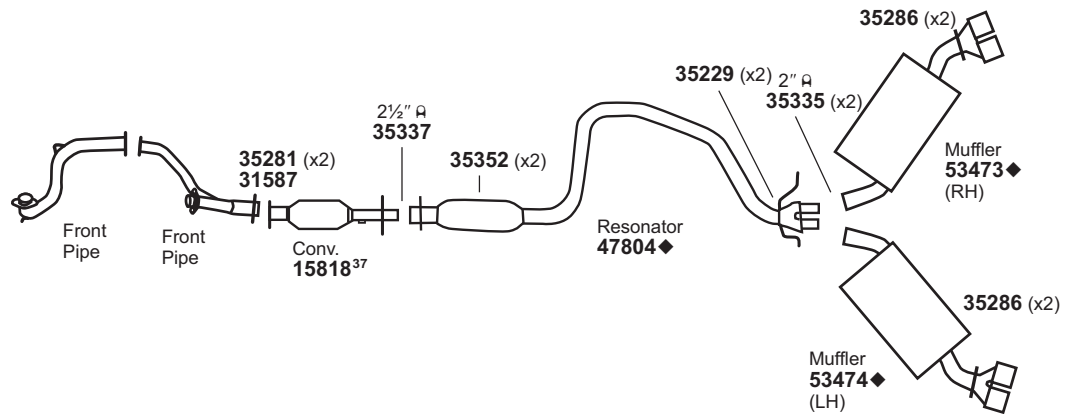
(10344) 1999-97 8 CYL. ELDORADO w/4.6L ENG.



**NOTE:** To connect 47806 to O.E. converter:  
 1) Cut original converter immediately upstream of converter-to-pipe weld.  
 2) Overlap 47806 onto remaining stub on converter outlet.

For 15818: Univ. Conv. 93304#

(10345) 1996 8 CYL. ELDORADO w/4.6L ENG.



**NOTE:** To connect 47804 to O.E. converter:  
 1) Cut original converter outlet pipe immediately upstream of converter-to-pipe weld.  
 2) Overlap 47804 onto remaining stub on converter outlet.

For 15818: Univ. Conv. 93304#

31587 Gskt.	35229 Insl.	35281 Spring	35286 Insl.	35352 Insl.									

NOT LEGAL FOR SALE IN STATE OF CALIFORNIA  
 IN NEW YORK STATE, CONVERTERS LISTED ARE LEGAL FOR FEDERAL/EPA EMISSION VEHICLES ONLY

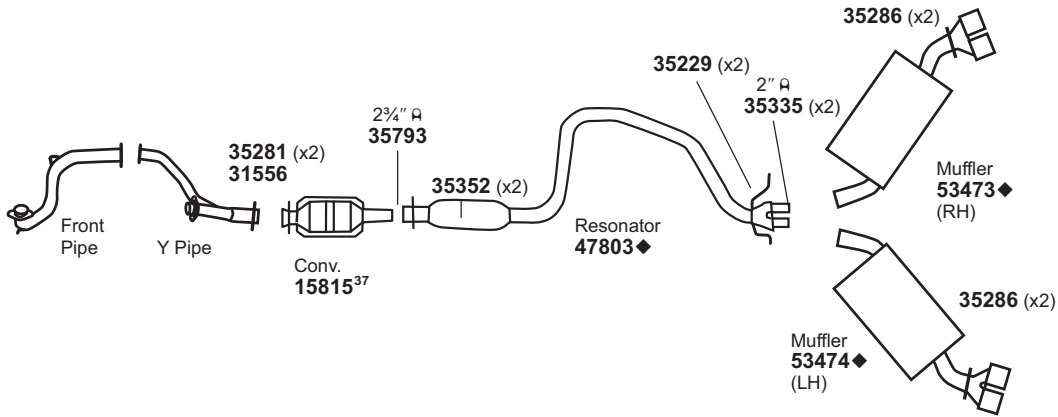
◆ If welded assembly, replace all required parts.  
 # Modifications and/or additional parts required.

37 Fits All Emissions Vehicles.

- GENERAL INFORMATION
- PASSENGER CAR
- LIGHT TRUCK
- MUFFLER SPECS.
- OPTIONAL MUFFLERS
- CONVERTER SPECS.
- ACCESSORIES
- FOOTNOTES

# CADILLAC Eldorado

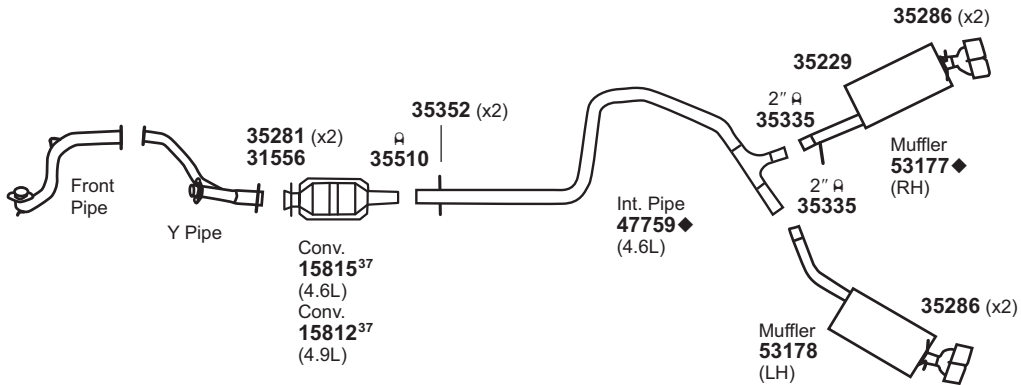
(10346) 1995 8 CYL. ELDORADO w/4.6L ENG.



**NOTE:** To connect 47803 to O.E. Converter:  
 1) Cut original pipe 2" downstream of pipe-to-converter weld.  
 2) Overlap 47803 onto remaining stub on converter outlet.

For 15815: Univ. Conv. 15042#

(10347) 1994-93 8 CYL. ELDORADO w/4.6L ENG. (EXC. 1993 SPORTS COUPE)  
 1993 8 CYL. ELDORADO w/4.9L ENG.



**NOTE:** To connect pipe 47759 to O.E. converter:  
 1) Cut original pipe 2" downstream of pipe-to-converter weld.  
 2) Overlap 47759 onto the remaining stub on converter outlet.

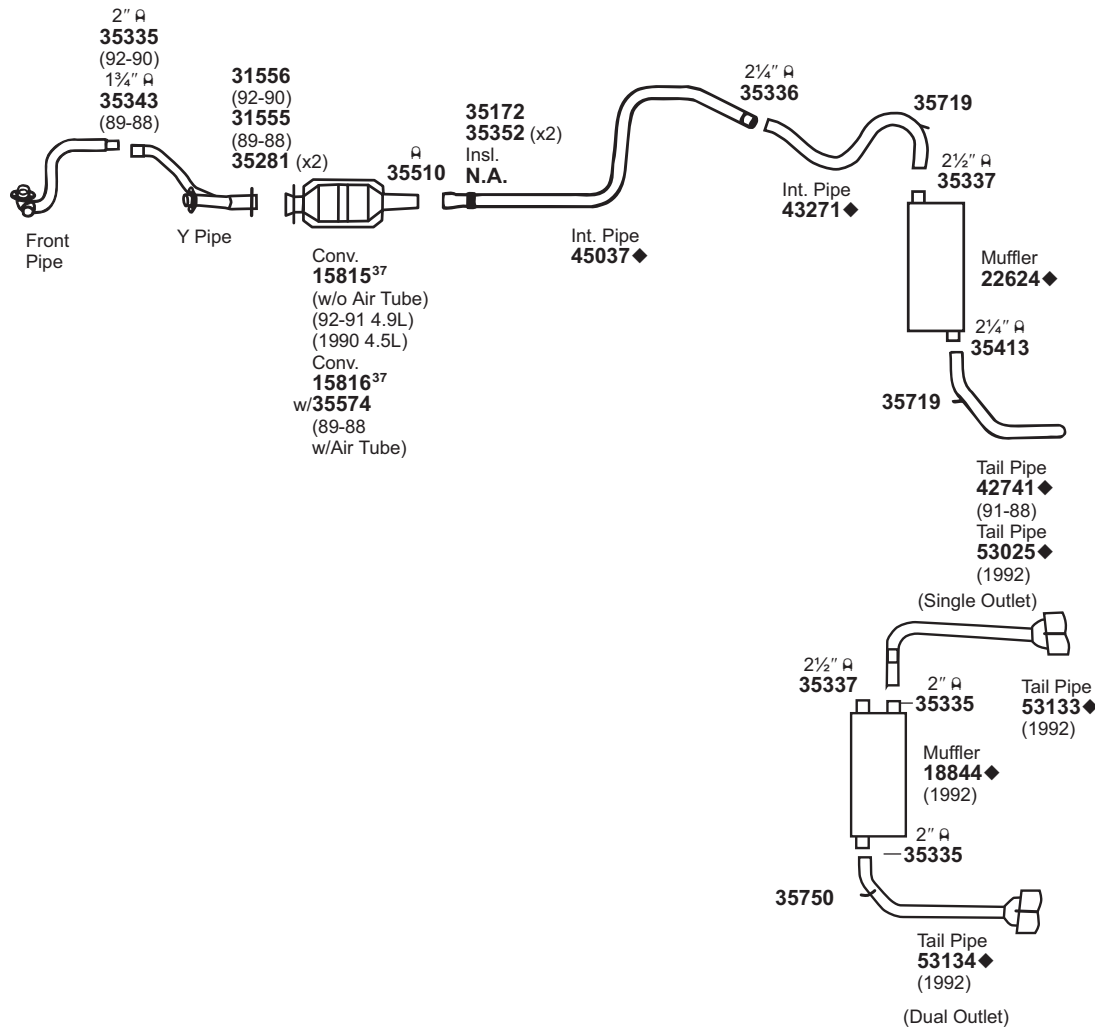
For 15812: Univ. Conv. 15042#  
 For 15815: Univ. Conv. 15042#  
 For 53177: SoundFX 18814  
 For 53178: SoundFX 18811

31556 Gskt.	35229 Insl.	35281 Spring	35286 Insl.	35352 Insl.								

NOT LEGAL FOR SALE IN STATE OF CALIFORNIA  
 IN NEW YORK STATE, CONVERTERS LISTED ARE LEGAL FOR FEDERAL/EPA EMISSION VEHICLES ONLY

# CADILLAC Eldorado

(10348) 1992-91 8 CYL. ELDORADO w/4.9L ENG.  
 1990-88 8 CYL. ELDORADO w/4.5L ENG.



**NOTE: To connect pipe 45037 to O.E. converter:**  
 1) Cut original pipe 1 3/8" downstream of pipe-to-converter weld.  
 2) Overlap 45037 onto the remaining stub on converter outlet.

- For 15815: Univ. Conv. 15042#
- For 15816: Univ. Conv. 15042#
- For 22624: SoundFX 18831 Ultra Flo SS 17258<sup>576</sup>
- Univ. SoundFX 17855#
- Super Turbo 17749#

31555 Gskt.	31556 Gskt.	35172 Brkt.	35281 Spring	35352 Insl.	35719 Insl.	35750 Insl.													

NOT LEGAL FOR SALE IN STATE OF CALIFORNIA  
 IN NEW YORK STATE, CONVERTERS LISTED ARE LEGAL FOR FEDERAL/EPA EMISSION VEHICLES ONLY

◆ If welded assembly, replace all required parts.  
 # Modifications and/or additional parts required.  
 37 Fits All Emissions Vehicles.  
 576 For installation instructions and additional parts required, see the Cross Reference Chart in the Master Catalog.

GENERAL INFORMATION

PASSENGER CAR

LIGHT TRUCK

MUFFLER SPECS.

OPTIONAL MUFFLERS

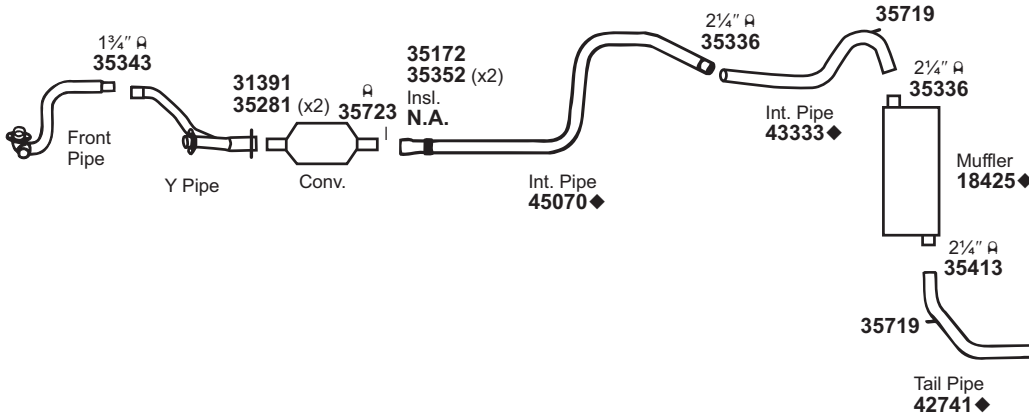
CONVERTER SPECS.

ACCESSORIES

FOOTNOTES

# CADILLAC Eldorado

(10349) 1987-86 8 CYL. ELDORADO w/4.1L ENG.



NOTE: To connect 45070 to O.E. converter:

- 1) Cut original pipe 2" downstream of pipe-to-converter weld.
- 2) Overlap 45070 onto the remaining stub on converter outlet.

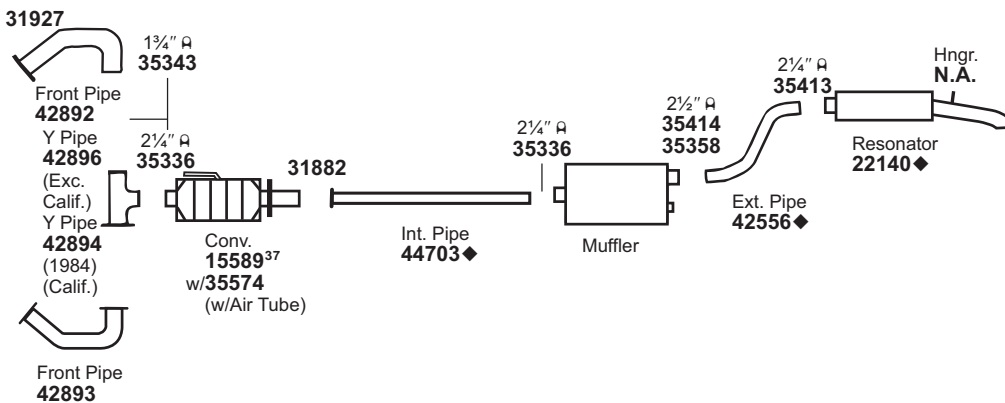
NOTE: To increase the installation clearance for pipes 45070 and 43333, the right side of the rear cradle/suspension assembly must be dropped by temporarily removing the two bolts which attach it to the car body. The body-mounted muffler heat shield should also be temporarily removed.

For 18425: Tru-Fit 18141<sup>5,519</sup>

Univ. SoundFX 17804#

Super Turbo 17732#

(10350) 1985-84 8 CYL. ELDORADO w/4.1L ENG.



For 15589: Univ. Conv. 15041#

For 22140: SoundFX 18312

Univ. SoundFX 17805#

Glasspack 24069

31391 Gskt.	31882 Flng.	31927 Flng.	35172 Brkt.	35281 Spring	35352 Insl.	35358 Brkt.	35719 Insl.						

NOT LEGAL FOR SALE IN STATE OF CALIFORNIA  
IN NEW YORK STATE, CONVERTERS LISTED ARE LEGAL FOR FEDERAL/EPA EMISSION VEHICLES ONLY

◆ If welded assembly, replace all required parts.

# Modifications and/or additional parts required.

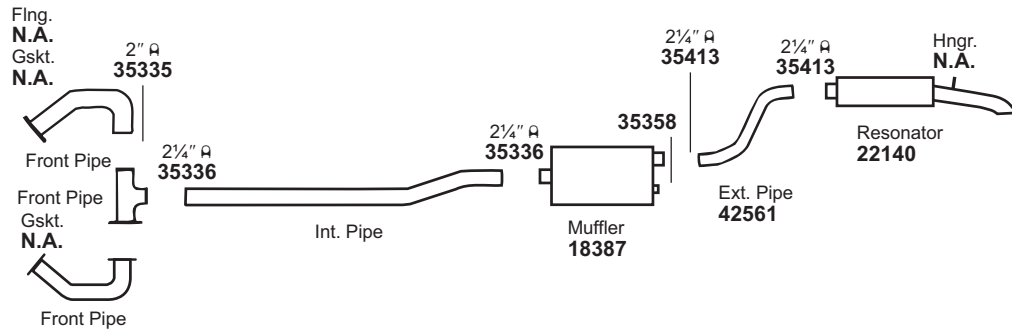
5 Requires 35413 (2 1/4") Clamp.

37 Fits All Emissions Vehicles.

519 Requires 41954 Adapter on Outlet.

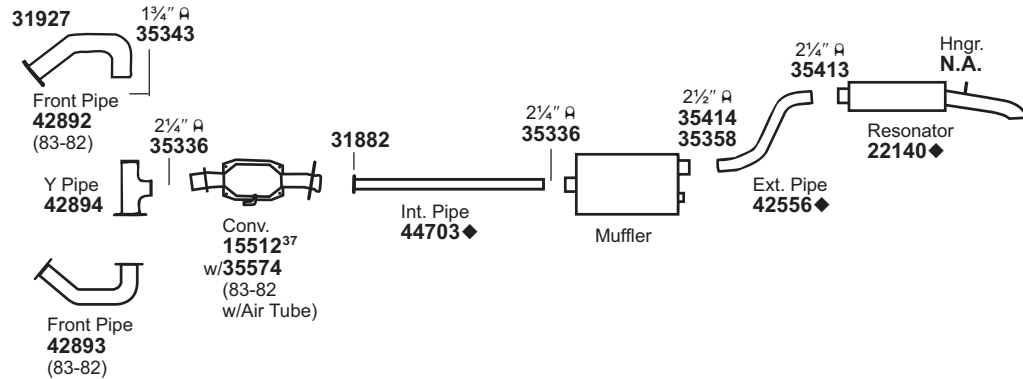
# CADILLAC Eldorado

(10351) 1985-82 8 CYL. ELDORADO w/5.7L DIESEL ENG.



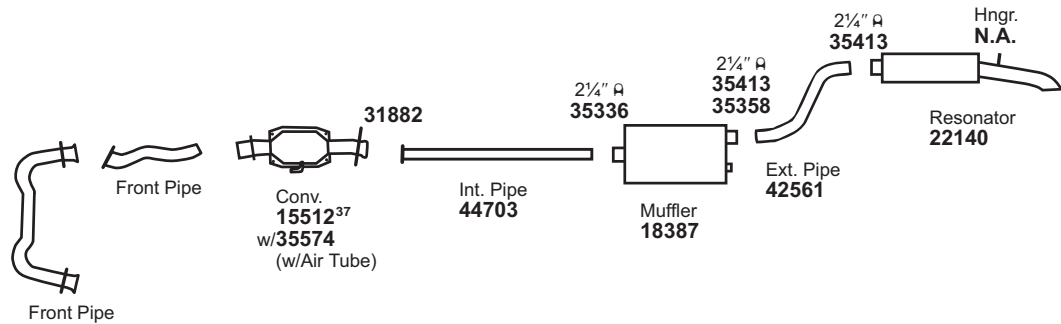
For 18387: Tru-Fit 18113<sup>542</sup> Univ. SoundFX 17808# Super Turbo 17731#  
 Glasspack 24098<sup>523</sup>  
 For 22140: SoundFX 18312 Univ. SoundFX 17805# Glasspack 24069

(10352) 1983-82 8 CYL. ELDORADO w/4.1L ENG.  
 1981 8 CYL. ELDORADO w/6.0L ENG.



For 15512: Univ. Conv. 15032#  
 For 22140: SoundFX 18312 Univ. SoundFX 17805# Glasspack 24069

(10353) 1982-81 V6 CYL. ELDORADO w/4.1L ENG.



For 15512: Univ. Conv. 15032#  
 For 18387: Tru-Fit 18113<sup>542</sup> Univ. SoundFX 17808# Super Turbo 17731#  
 Glasspack 24098<sup>523</sup>  
 For 22140: SoundFX 18312 Univ. SoundFX 17805# Glasspack 24069

31882 Fling. 	31927 Fling. 	35358 Brkt. 																	
---------------------	---------------------	--------------------	--	--	--	--	--	--	--	--	--	--	--	--	--	--	--	--	--

NOT LEGAL FOR SALE IN STATE OF CALIFORNIA  
 IN NEW YORK STATE, CONVERTERS LISTED ARE LEGAL FOR FEDERAL/EPA EMISSION VEHICLES ONLY

◆ If welded assembly, replace all required parts.  
 # Modifications and/or additional parts required.  
 37 Fits All Emissions Vehicles.

523 Requires Bracket.  
 542 Requires 35568 Bracket.

GENERAL INFORMATION

PASSENGER CAR

LIGHT TRUCK

MUFFLER SPECS.

OPTIONAL MUFFLERS

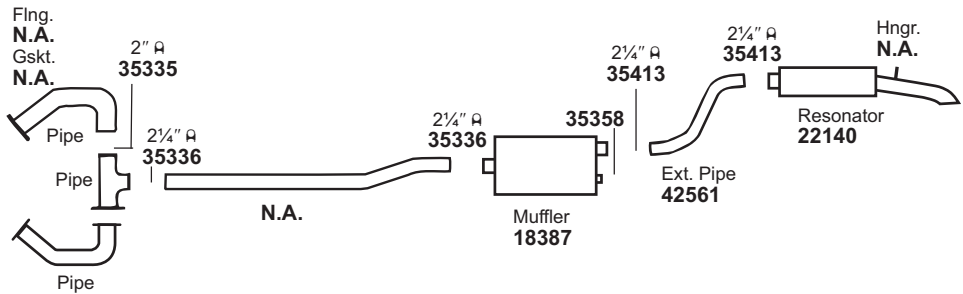
CONVERTER SPECS.

ACCESSORIES

FOOTNOTES

# CADILLAC Eldorado

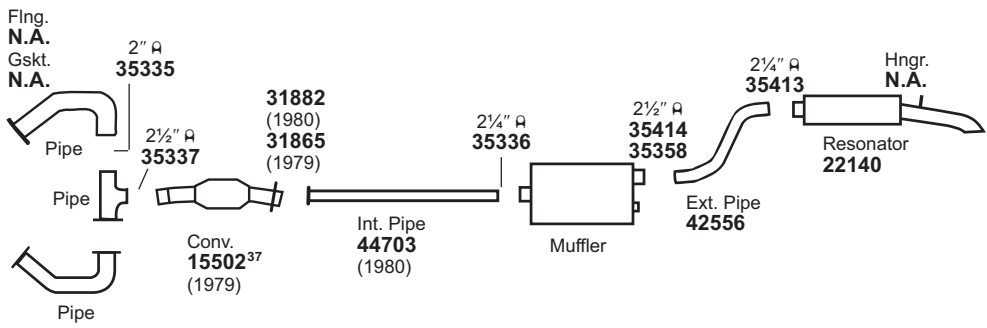
(10354) 1981 8 CYL. ELDORADO w/5.7L DIESEL ENG., FEDERAL EMISSIONS



For 18387: Tru-Fit 18113<sup>542</sup>  
Glasspack 24098<sup>523</sup>      Univ. SoundFX 17808#      Super Turbo 17731#

For 22140: SoundFX 18312      Univ. SoundFX 17805#      Glasspack 24069

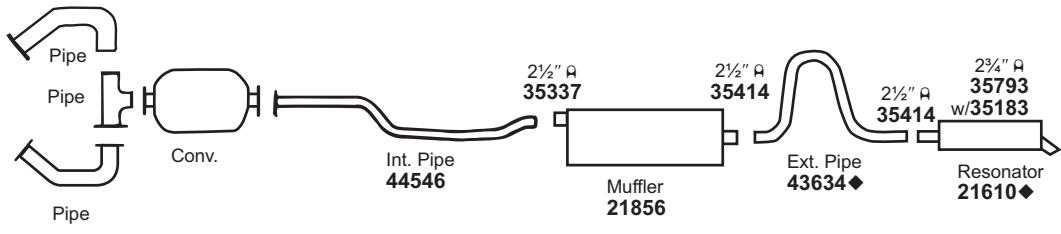
(10355) 1980-79 8 CYL. ELDORADO w/5.7L (350 C.I.D.) GAS ENG.  
1980 8 CYL. ELDORADO w/6.0L (368 C.I.D.) ENG.



For 15502: Univ. Conv. 15038#      Univ. SoundFX 17805#      Glasspack 24069

For 22140: SoundFX 18312

(10356) 1978-75 8 CYL. ELDORADO



For 21610: Univ. SoundFX 17805#      Univ. SoundFX 17853#      Super Turbo 17748#

For 21856: Tru-Fit 18112<sup>506</sup>  
Ultra Flo SS 17283#

31865 Flng.	31882 Flng.	35183 Insl.	35358 Brkt.										

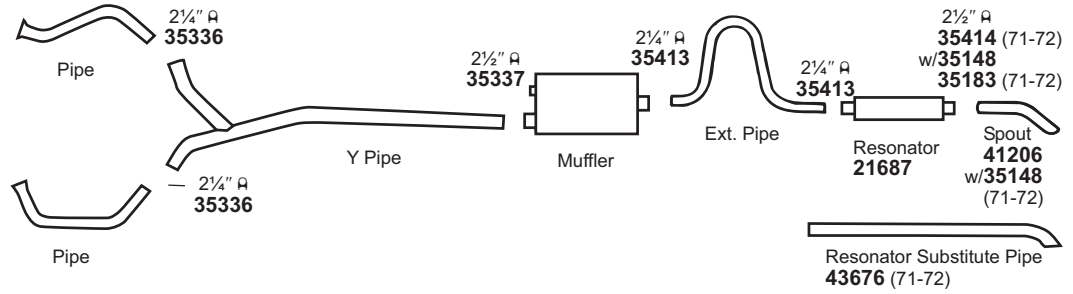
NOT LEGAL FOR SALE IN STATE OF CALIFORNIA  
IN NEW YORK STATE, CONVERTERS LISTED ARE LEGAL FOR FEDERAL/EPA EMISSION VEHICLES ONLY

◆ If welded assembly, replace all required parts.  
# Modifications and/or additional parts required.  
506 Requires 41962 Bushing & (1) Extra 35413 (2 1/4") Clamp.  
523 Requires Bracket.  
542 Requires 35568 Bracket.



# CADILLAC Eldorado

(10357) 1974-71 8 CYL. ELDORADO



For 21687: Univ. SoundFX 17812#

GENERAL INFORMATION

PASSENGER CAR

LIGHT TRUCK

MUFFLER SPECS.

OPTIONAL MUFFLERS

CONVERTER SPECS.

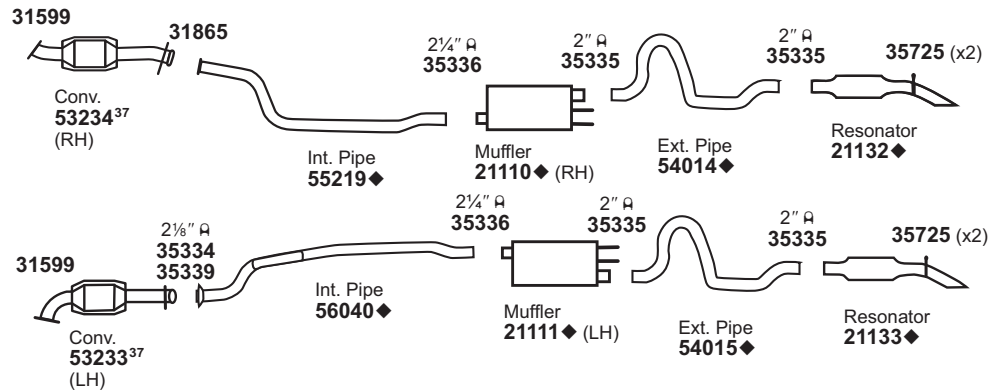
ACCESSORIES

FOOTNOTES

# CADILLAC Escalade (See Truck Section)

# CADILLAC Fleetwood

(10358) 1996 8 CYL. FLEETWOOD BROUGHAM w/5.7L ENG.



For 21110: SoundFX 18598  
 For 21111: SoundFX 18599  
 For 53233: Univ. Conv. 15038#  
 For 53234: Univ. Conv. 15038#

Univ. SoundFX 17846#  
 Univ. SoundFX 17846#

Super Turbo 17732#  
 Super Turbo 17732#

31599 Gskt.	31865 Fling.	35148 Brkt.	35183 Insl.	35339 Brkt.	35725 Insl.								

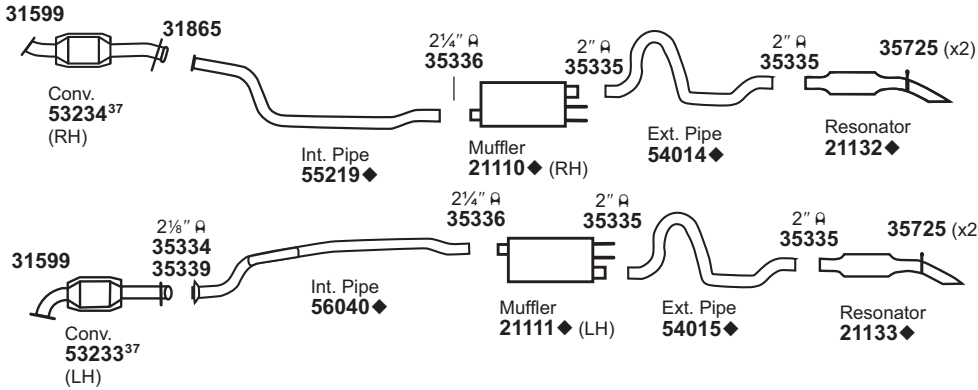
NOT LEGAL FOR SALE IN STATE OF CALIFORNIA  
 IN NEW YORK STATE, CONVERTERS LISTED ARE LEGAL FOR FEDERAL/EPA EMISSION VEHICLES ONLY

◆ If welded assembly, replace all required parts.  
 # Modifications and/or additional parts required.

37 Fits All Emissions Vehicles.

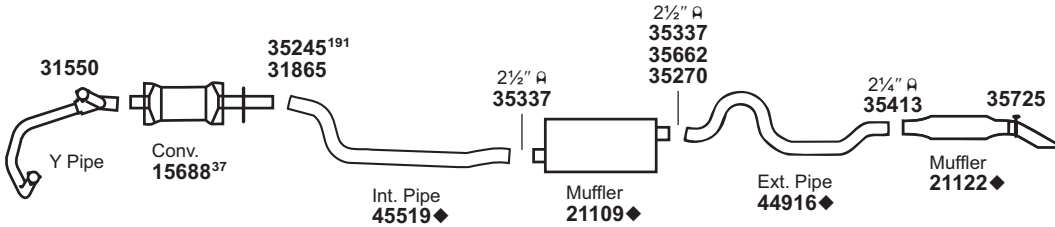
# CADILLAC Fleetwood

(10359) 1995-94 8 CYL. FLEETWOOD BROUGHAM w/5.7L ENG.



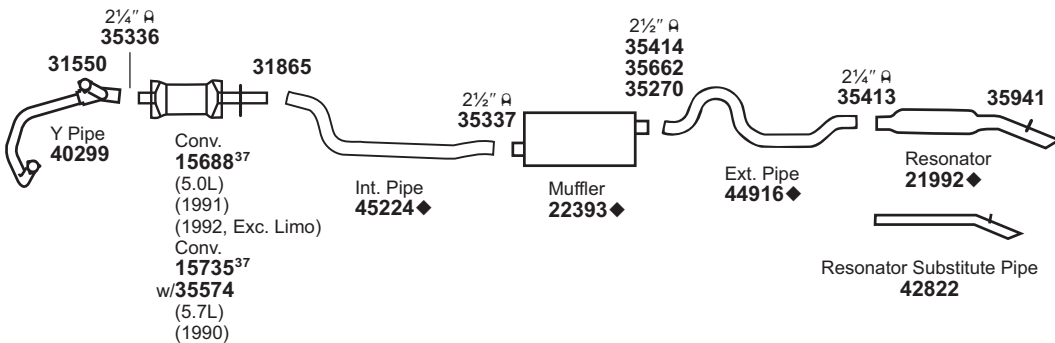
For 21110: SoundFX 18598      Univ. SoundFX 17846#      Super Turbo 17732#  
 For 21111: SoundFX 18599      Univ. SoundFX 17846#      Super Turbo 17732#  
 For 53233: Univ. Conv. 15038#  
 For 53234: Univ. Conv. 15038#

(10360) 1993 8 CYL. FLEETWOOD BROUGHAM w/5.7L ENG., R.W.D.



For 15688: Univ. Conv. 15041#      Ultra Flo SS 17258<sup>576</sup>  
 For 21109: Super Turbo 17734#

(10361) 1992-91 8 CYL. FLEETWOOD BROUGHAM w/5.0L ENG., R.W.D.  
 1992-90 8 CYL. FLEETWOOD BROUGHAM w/5.7L ENG., R.W.D.



For 15688: Univ. Conv. 15041#      Univ. SoundFX 17852#      Glasspack 24069<sup>545</sup>  
 For 15735: Univ. Conv. 15032#      Tru-Fit 18175      Univ. SoundFX 17843#  
 For 21992: SoundFX 18352      Ultra Flo SS 17258<sup>576</sup>  
 For 22393: SoundFX 18339      Super Turbo 17734#

31550 Gskt.	31599 Gskt.	31865 Flng.	35245 Hngr.	35270 Hngr.	35339 Brkt.	35662 Brkt.	35725 Insl.	35941 Hngr.						

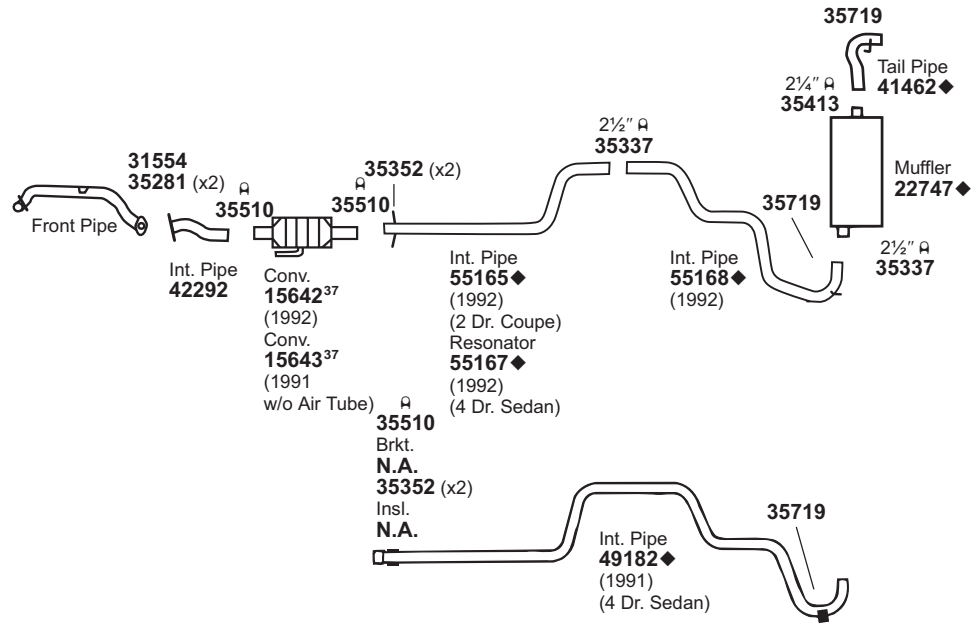
NOT LEGAL FOR SALE IN STATE OF CALIFORNIA  
 IN NEW YORK STATE, CONVERTERS LISTED ARE LEGAL FOR FEDERAL/EPA EMISSION VEHICLES ONLY

◆ If welded assembly, replace all required parts.  
 # Modifications and/or additional parts required.  
 37 Fits All Emissions Vehicles.

545 Requires 35003 Bracket & 41206 Spout on Outlet.  
 576 For installation instructions and additional parts required, see the Cross Reference Chart in the Master Catalog.

# CADILLAC Fleetwood

(10362) 1992-91 8 CYL. FLEETWOOD w/4.9L ENG., F.W.D.



**NOTE:** To connect 42292 to O.E. converter:

- 1) Cut original pipe 1 3/8" downstream of pipe-to-converter weld.
- 2) Overlap 42292 onto the remaining stub on converter inlet.

**NOTE:** To connect 49182/55165/55167 to O.E. converter:

- 1) Cut original pipe 1 3/8" downstream of pipe-to-converter weld.
- 2) Overlap 49182/55165/55167 onto the remaining stub on converter outlet.

For 15642: Univ. Conv. 15042#

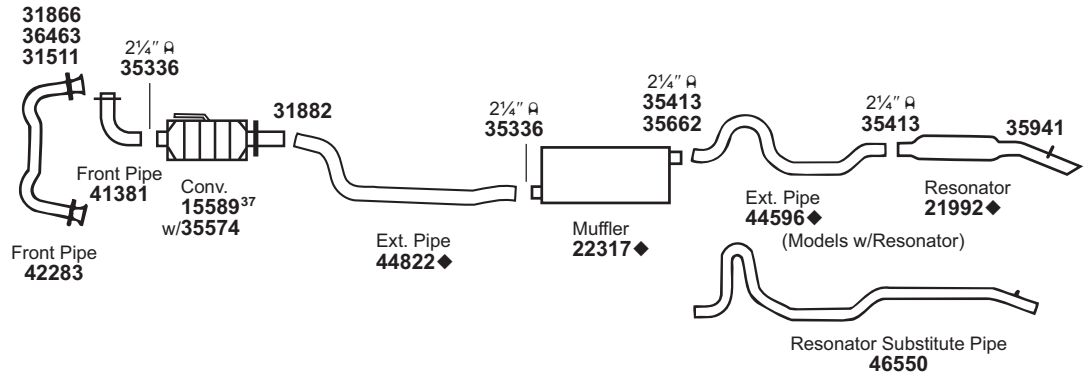
For 15643: Univ. Conv. 15042#

For 22747: SoundFX 18399  
Ultra Flo SS 17283#

Univ. SoundFX 17824

Super Turbo 17733#

(10363) 1990-86 8 CYL. FLEETWOOD BROUGHAM w/5.0L ENG., R.W.D.



For 15589: Univ. Conv. 15041#

For 21992: SoundFX 18352

For 22317: SoundFX 18235  
Super Turbo 17732#

Univ. SoundFX 17852#

Tru-Fit 18141

Glasspack 24069<sup>545</sup>

Univ. SoundFX 17843

31511 Gskt.	31554 Gskt.	31866 Flng.	31882 Flng.	35281 Spring	35352 Insl.	35662 Brkt.	35719 Insl.	35941 Hngr.	36463 Sprgs.						

NOT LEGAL FOR SALE IN STATE OF CALIFORNIA  
IN NEW YORK STATE, CONVERTERS LISTED ARE LEGAL FOR FEDERAL/EPA EMISSION VEHICLES ONLY

◆ If welded assembly, replace all required parts.  
# Modifications and/or additional parts required.

37 Fits All Emissions Vehicles.  
545 Requires 35003 Bracket & 41206 Spout on Outlet.

GENERAL  
INFORMATION

PASSENGER  
CAR

LIGHT  
TRUCK

MUFFLER  
SPECS.

OPTIONAL  
MUFFLERS

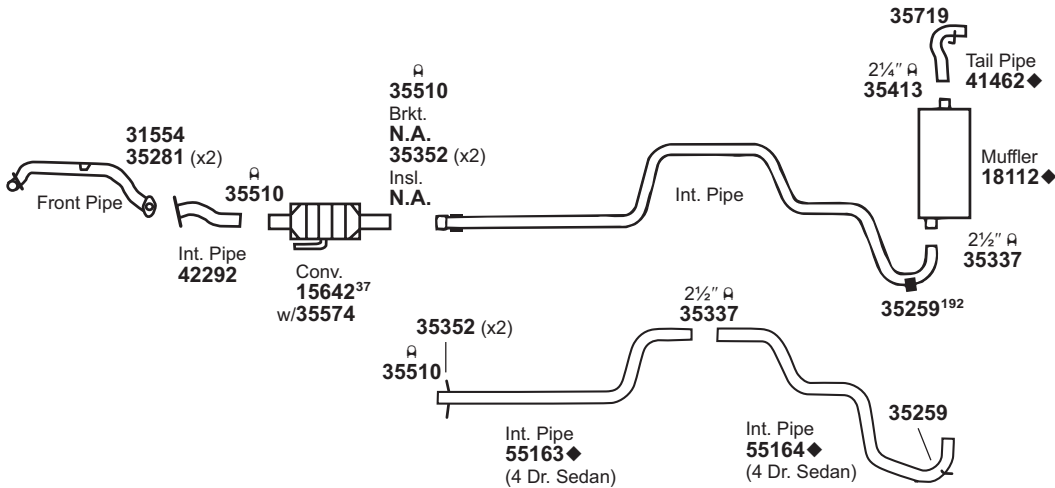
CONVERTER  
SPECS.

ACCESSORIES

FOOTNOTES

# CADILLAC Fleetwood

(10364) 1990-89 8 CYL. FLEETWOOD w/4.5L ENG., F.W.D.



NOTE: To connect 42292 to O.E. converter:

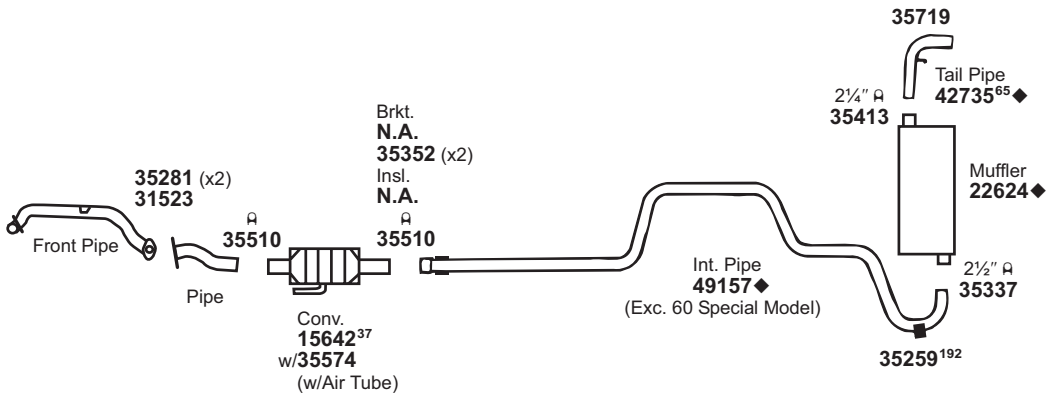
- 1) Cut original pipe 1 3/8" downstream of pipe-to-converter weld.
- 2) Overlap 42292 onto the remaining stub on converter inlet.

NOTE: To connect 55163 or 49164 to O.E. converter:

- 1) Cut original pipe 1 3/8" downstream of pipe-to-converter weld.
- 2) Overlap 55163 or 49164 onto the remaining stub on converter outlet.

For 15642: Univ. Conv. 15042#

(10365) 1988 8 CYL. FLEETWOOD w/4.5L ENG., F.W.D.



NOTE: To connect 49157 to O.E. converter:







- 1) Cut original pipe 1 3/8" downstream of pipe-to-converter weld.
- 2) Overlap 49157 onto the remaining stub on converter outlet.

For 15642: Univ. Conv. 15042#

For 22624: SoundFX 18831  
Ultra Flo SS 17258<sup>576</sup>

Univ. SoundFX 17855#

Super Turbo 17749#

31523 Gskt. 	31554 Gskt. 	35259 Insl. Kit 	35281 Spring 	35352 Insl. 	35719 Insl. 														
---	---	---	--	---	---	--	--	--	--	--	--	--	--	--	--	--	--	--	--

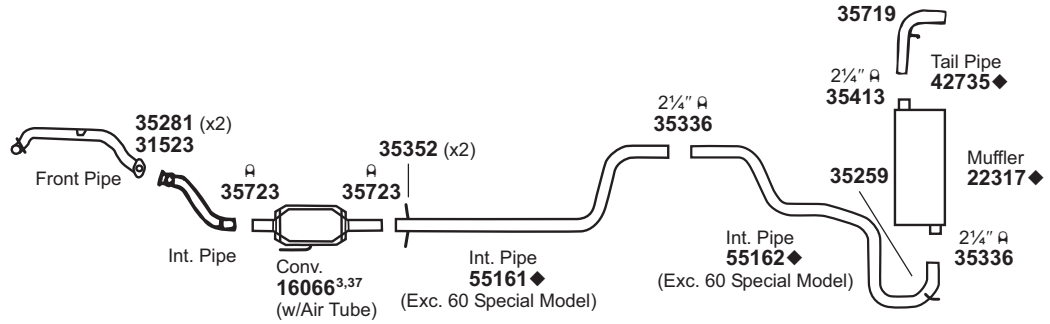
NOT LEGAL FOR SALE IN STATE OF CALIFORNIA  
IN NEW YORK STATE, CONVERTERS LISTED ARE LEGAL FOR FEDERAL/EPA EMISSION VEHICLES ONLY

- ◆ If welded assembly, replace all required parts.
- # Modifications and/or additional parts required.
- 37 Fits All Emissions Vehicles.

- 192 Requires cut off of retaining washer end.
- 576 For installation instructions and additional parts required, see the Cross Reference Chart in the Master Catalog.

# CADILLAC Fleetwood

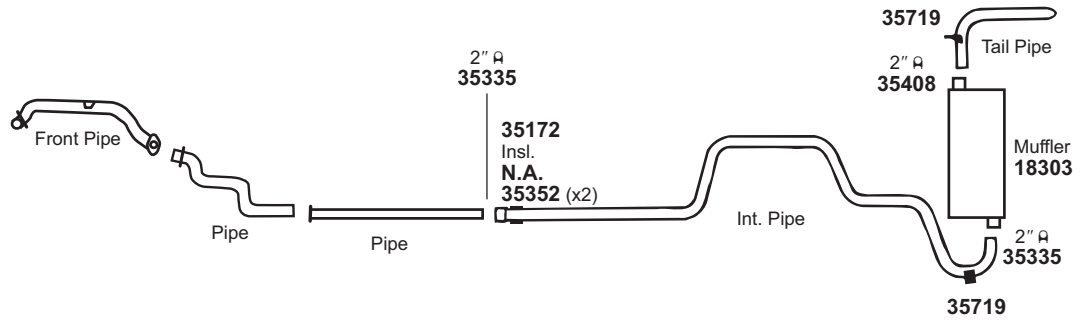
(10366) 1987-86 8 CYL. FLEETWOOD w/4.1L F.W.D.



**NOTE: To connect pipe 55161 to O.E. Converter:**  
 1) Cut original pipe 1 3/8" downstream of pipe-to-converter weld.  
 2) Overlap 55161 onto the remaining stub on converter outlet.

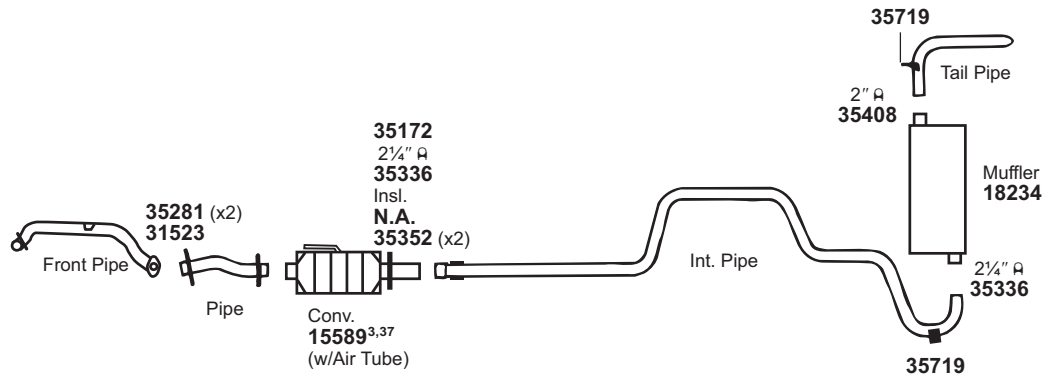
For 16066: Univ. Conv. 15041#  
 For 22317: SoundFX 18235 Tru-Fit 18141 Univ. SoundFX 17843  
 Super Turbo 17732#

(10367) 1985 V6 CYL. FLEETWOOD w/4.3L DIESEL ENG., F.W.D.



For 18303: Tru-Fit 18105 Univ. SoundFX 17877 Super Turbo 17736#

(10368) 1985 8 CYL. FLEETWOOD w/4.1L ENG., (EXC. BROUGHAM), F.W.D.



For 15589: Univ. Conv. 15041#  
 For 18234: Tru-Fit 18172 Univ. SoundFX 17846 Super Turbo 17732#

31523 Gskt.	35172 Brkt.	35259 Insl. Kit	35281 Spring	35352 Insl.	35719 Insl.								

NOT LEGAL FOR SALE IN STATE OF CALIFORNIA  
 IN NEW YORK STATE, CONVERTERS LISTED ARE LEGAL FOR FEDERAL/EPA EMISSION VEHICLES ONLY

◆ If welded assembly, replace all required parts.  
 # Modifications and/or additional parts required.

3 May require 35574 Air Tube Kit for installation.  
 37 Fits All Emissions Vehicles.

GENERAL INFORMATION  
 PASSENGER CAR  
 LIGHT TRUCK

MUFFLER SPECS.  
 OPTIONAL MUFFLERS

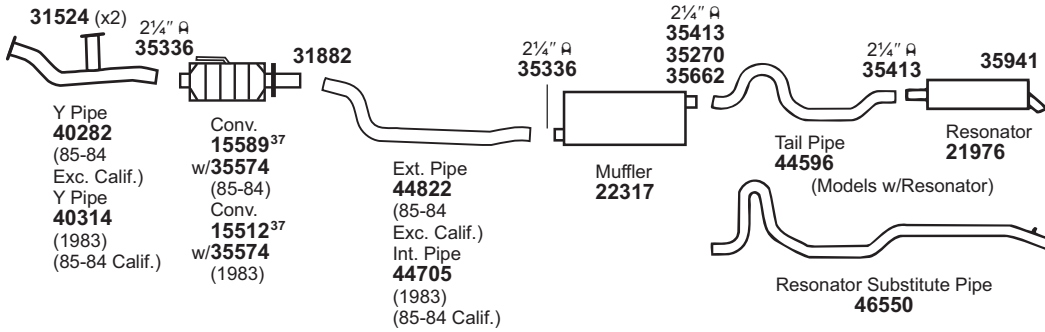
CONVERTER SPECS.

ACCESSORIES

FOOTNOTES

# CADILLAC Fleetwood

(10369) 1985-83 8 CYL. FLEETWOOD w/4.1L ENG.

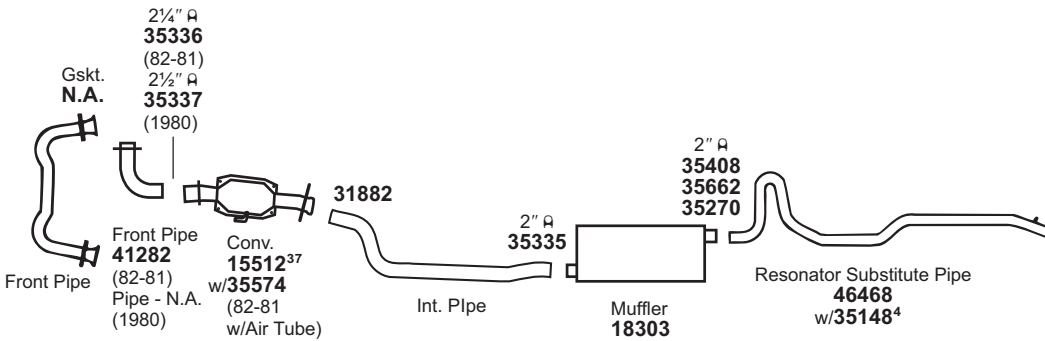


For 15512: Univ. Conv. 15032#  
 For 15589: Univ. Conv. 15041#  
 For 21976: Univ. SoundFX 17812#  
 For 22317: SoundFX 18235  
 Super Turbo 17732#

Tru-Fit 18141

Univ. SoundFX 17843

(10370) 1982-80 V6 CYL. FLEETWOOD BROUGHAM w/4.1L (252 C.I.D.) ENG.

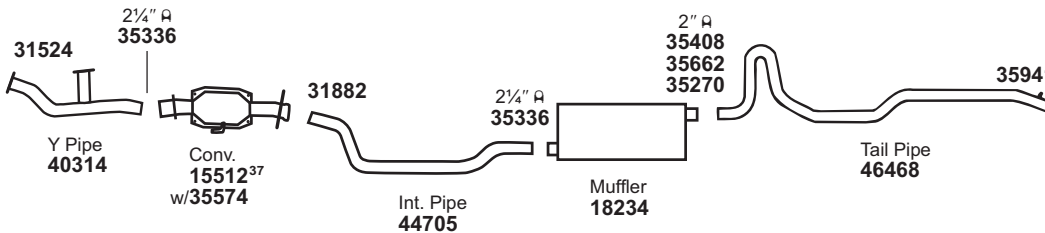


For 15512: Univ. Conv. 15032#  
 For 18303: Tru-Fit 18105

Univ. SoundFX 17877

Super Turbo 17736#

(10371) 1982 8 CYL. FLEETWOOD BROUGHAM w/4.1L (250 C.I.D.) ENG.



For 15512: Univ. Conv. 15032#  
 For 18234: Tru-Fit 18172

Univ. SoundFX 17846

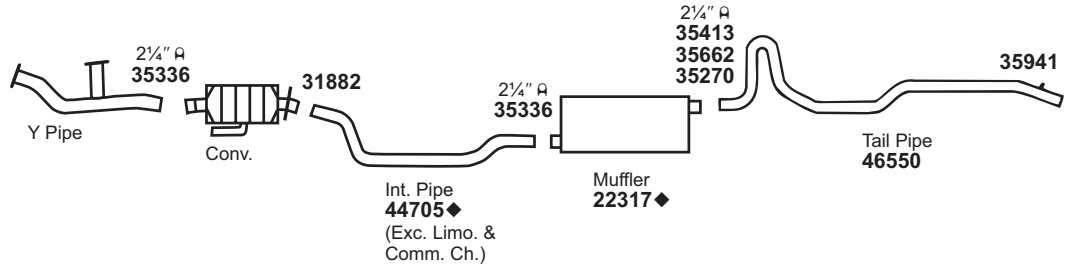
Super Turbo 17732#

31524 Gskt.	31882 Flng.	35148 Brkt.	35270 Hngr.	35662 Brkt.	35941 Hngr.								

NOT LEGAL FOR SALE IN STATE OF CALIFORNIA  
 IN NEW YORK STATE, CONVERTERS LISTED ARE LEGAL FOR FEDERAL/EPA EMISSION VEHICLES ONLY

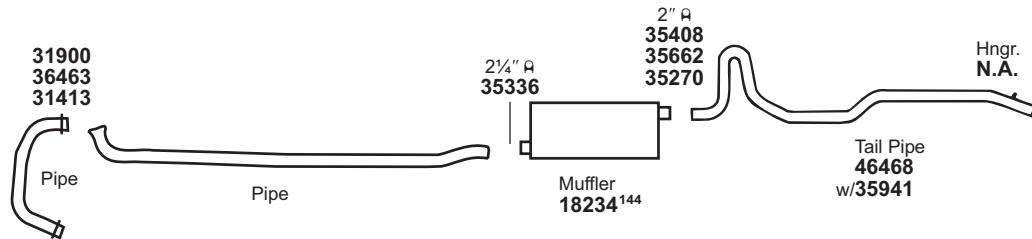
# CADILLAC Fleetwood

(10372) 1981-80 8 CYL. FLEETWOOD BROUGHAM w/6.0L (368 C.I.D.) ENG.



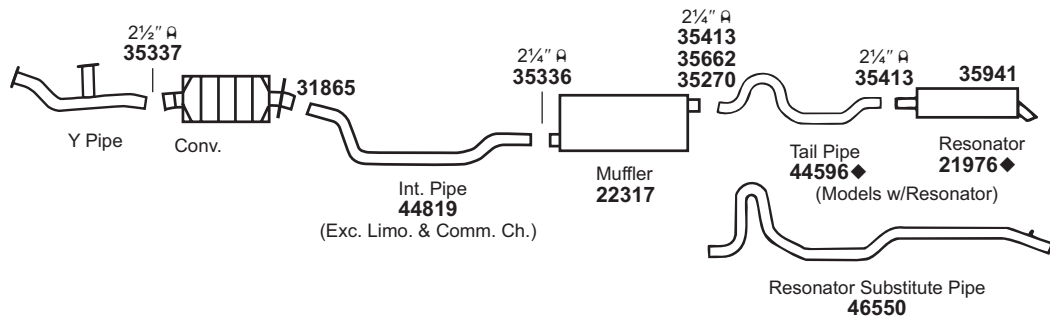
For 22317: SoundFX 18235 Tru-Fit 18141 Univ. SoundFX 17843  
Super Turbo 17732#

(10373) 1980-79 8 CYL. FLEETWOOD BROUGHAM w/5.7L (350 C.I.D.) DIESEL ENG.



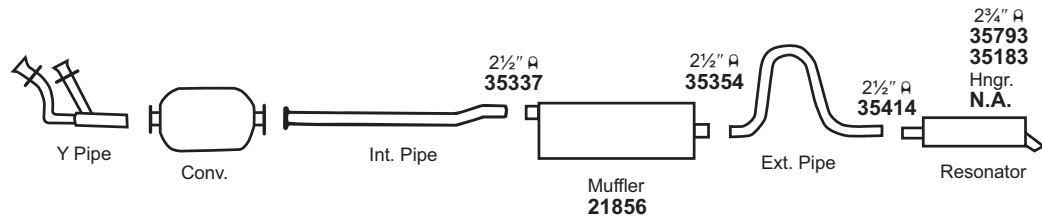
For 18234: Tru-Fit 18172 Univ. SoundFX 17846 Super Turbo 17732#

(10374) 1979-77 8 CYL. FLEETWOOD BROUGHAM w/7.0L (425 C.I.D.) ENG.



For 21976: Univ. SoundFX 17812#  
For 22317: SoundFX 18235 Tru-Fit 18141 Univ. SoundFX 17843  
Super Turbo 17732#

(10375) 1976-75 8 CYL. FLEETWOOD BROUGHAM, FLEETWOOD 75



For 21856: Tru-Fit 18112<sup>506</sup> Univ. SoundFX 17853# Super Turbo 17748#  
Ultra Flo SS 17283#

31413 Gskt.	31865 Fling.	31882 Fling.	31900 Fling.	35183 Insl.	35270 Hngr.	35662 Brkt.	35941 Hngr.	36463 Sprgs.					

NOT LEGAL FOR SALE IN STATE OF CALIFORNIA  
IN NEW YORK STATE, CONVERTERS LISTED ARE LEGAL FOR FEDERAL/EPA EMISSION VEHICLES ONLY

◆ If welded assembly, replace all required parts.  
# Modifications and/or additional parts required.

144 Exc. 1980 Models w/Bracket welded to rear of Muffler.  
506 Requires 41962 Bushing & (1) Extra 35413 (2 1/4") Clamp.

GENERAL INFORMATION

PASSENGER CAR

LIGHT TRUCK

MUFFLER SPECS.

OPTIONAL MUFFLERS

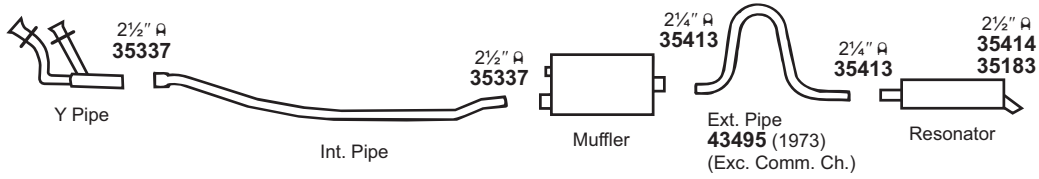
CONVERTER SPECS.

ACCESSORIES

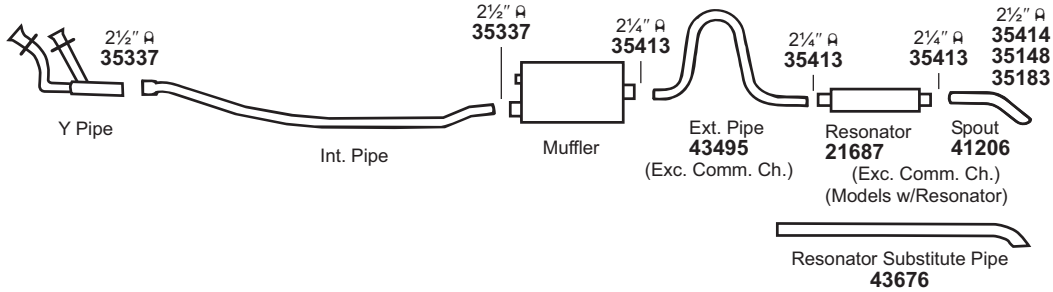
FOOTNOTES

# CADILLAC Fleetwood

(10376) 1974-73 8 CYL. FLEETWOOD BROUGHAM, FLEETWOOD 75

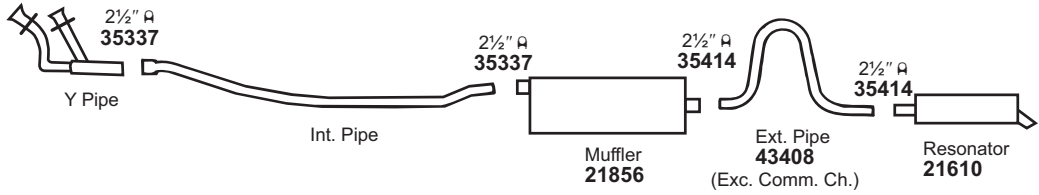


(10377) 1972-71 8 CYL. FLEETWOOD BROUGHAM, FLEETWOOD 75



For 21687: Univ. SoundFX 17812#

(10378) 1970-68 8 CYL. FLEETWOOD 60, BROUGHAM

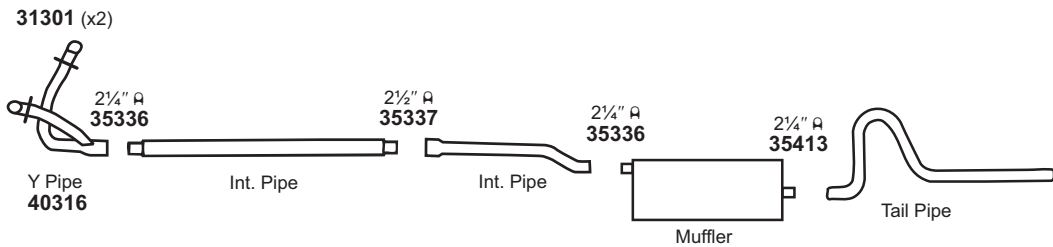


For 21610: Univ. SoundFX 17805#  
 For 21856: Tru-Fit 18112<sup>506</sup>  
 Ultra Flo SS 17283#

Univ. SoundFX 17853#

Super Turbo 17748#

(10379) 1967-65 8 CYL. FLEETWOOD



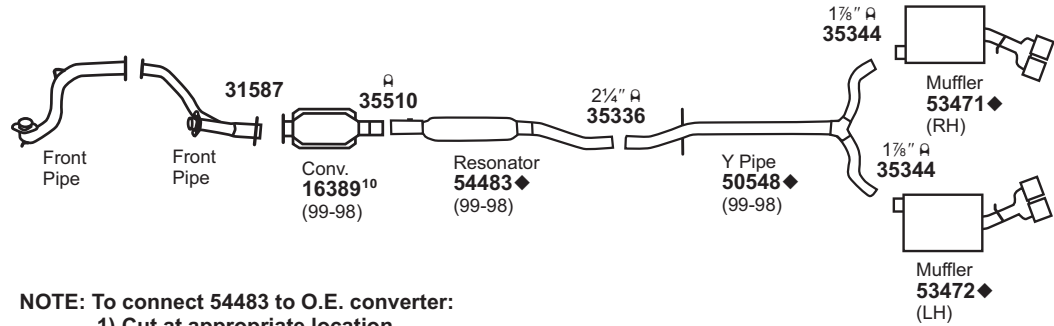
31301 Gskt.	35148 Brkt.	35183 Insl.																	

NOT LEGAL FOR SALE IN STATE OF CALIFORNIA  
 IN NEW YORK STATE, CONVERTERS LISTED ARE LEGAL FOR FEDERAL/EPA EMISSION VEHICLES ONLY



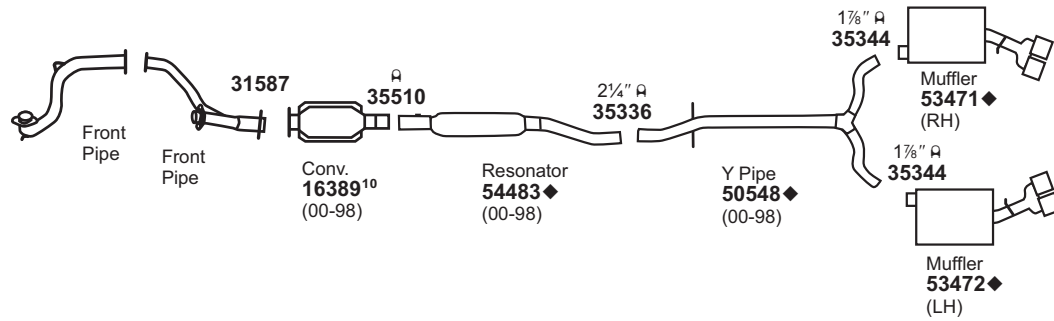
# CADILLAC Seville

(10380) 2003-98 8 CYL. SEVILLE STS w/4.6L ENG. FEDERAL EMISSIONS

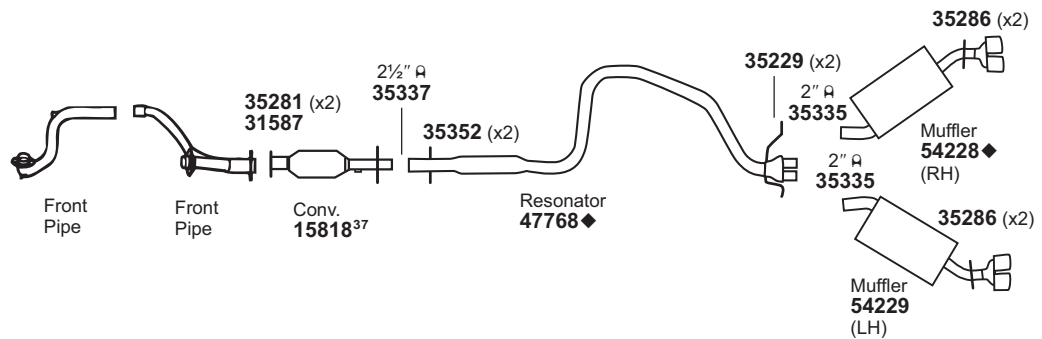


**NOTE: To connect 54483 to O.E. converter:**  
 1) Cut at appropriate location.  
 2) Overlap 54483 onto remaining stub on converter outlet.

(10381) 2001-98 8 CYL. SEVILLE SLS w/4.6L ENG. FEDERAL EMISSIONS



(10382) 1997-96 8 CYL. SEVILLE w/4.6L ENG.



**NOTE: To connect 47768 to O.E. converter:**  
 1) Cut original converter outlet pipe 1" upstream of double-loop bracket.  
 2) Overlap 47768 onto remaining stub on converter outlet.

For 15818: Univ. Conv. 93304#

31587 Gskt. 	35229 Insl. 	35281 Spring 	35286 Insl. 	35352 Insl. 															
--------------------	--------------------	---------------------	--------------------	--------------------	--	--	--	--	--	--	--	--	--	--	--	--	--	--	--

NOT LEGAL FOR SALE IN STATE OF CALIFORNIA  
 IN NEW YORK STATE, CONVERTERS LISTED ARE LEGAL FOR FEDERAL/EPA EMISSION VEHICLES ONLY

◆ If welded assembly, replace all required parts.  
 # Modifications and/or additional parts required.

10 Fits Federal/EPA Emission Vehicles.  
 37 Fits All Emissions Vehicles.

GENERAL INFORMATION

PASSENGER CAR

LIGHT TRUCK

MUFFLER SPECS.

OPTIONAL MUFFLERS

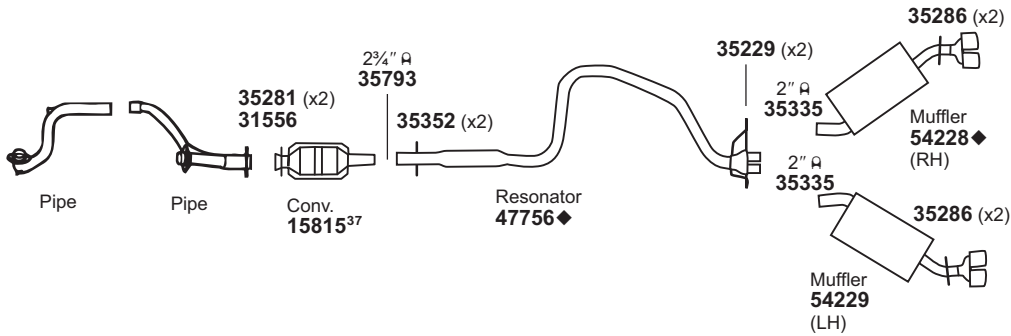
CONVERTER SPECS.

ACCESSORIES

FOOTNOTES

# CADILLAC Seville

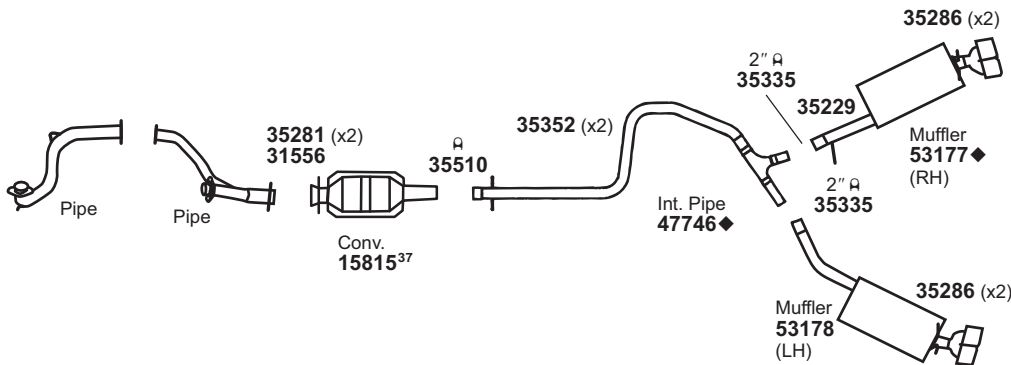
(10383) 1995 8 CYL. SEVILLE w/4.6L ENG.



**NOTE:** To connect 47756 to O.E. converter:  
 1) Cut original pipe 2" downstream of pipe-to-converter weld.  
 2) Overlap 47756 onto remaining stub on converter outlet.

For 15815: Univ. Conv. 15042#

(10384) 1994-93 8 CYL. SEVILLE w/4.6L ENG.



**NOTE:** To connect 47746 to O.E. converter:  
 1) Cut original pipe 2" downstream of pipe-to-converter weld.  
 2) Overlap 47746 onto remaining stub on converter outlet.

For 15815: Univ. Conv. 15042#  
 For 53177: SoundFX 18814  
 For 53178: SoundFX 18811

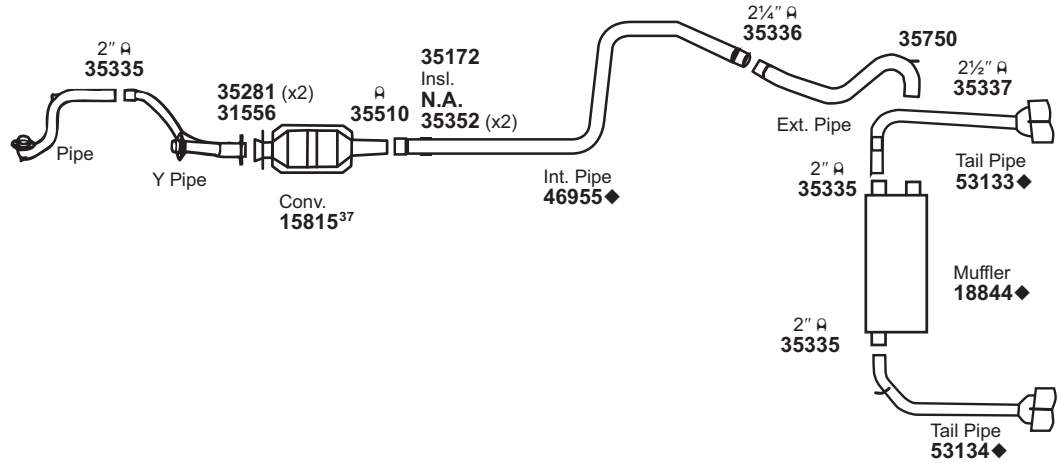
31556 Gskt.	35229 Insl.	35281 Spring	35286 Insl.	35352 Insl.															

NOT LEGAL FOR SALE IN STATE OF CALIFORNIA  
 IN NEW YORK STATE, CONVERTERS LISTED ARE LEGAL FOR FEDERAL/EPA EMISSION VEHICLES ONLY

◆ If welded assembly, replace all required parts.  
 # Modifications and/or additional parts required.  
 37 Fits All Emissions Vehicles.

# CADILLAC Seville

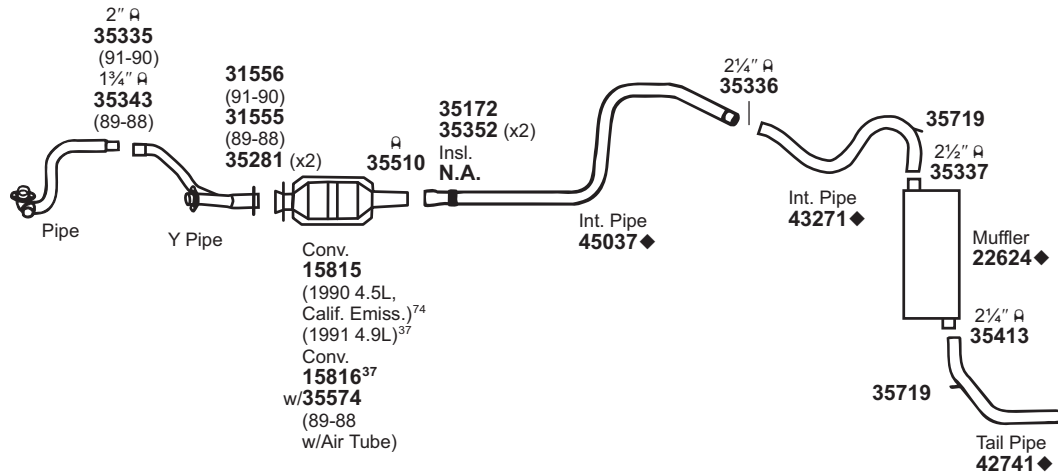
(10385) 1992 8 CYL. SEVILLE w/4.9L ENG.



**NOTE:** To connect 46955 to O.E. converter:  
 1) Cut original pipe 2" downstream of pipe-to-converter weld.  
 2) Overlap 46955 onto remaining stub on converter outlet.

For 15815: Univ. Conv. 15042#

(10386) 1991-88 8 CYL. SEVILLE w/4.5L, 4.9L ENG.



**NOTE:** To connect pipe 45037 to O.E. converter:  
 1) Cut original pipe 1 3/4" downstream of pipe-to-converter weld.  
 2) Overlap 45037 onto the remaining stub on converter outlet.

For 15815: Univ. Conv. 15042#

For 15816: Univ. Conv. 15042#

For 22624: SoundFX 18831  
 Ultra Flo SS 17258<sup>576</sup>

Univ. SoundFX 17855#

Super Turbo 17749#

31555 Gskt.	31556 Gskt.	35172 Brkt.	35281 Spring	35352 Insl.	35719 Insl.	35750 Insl.													

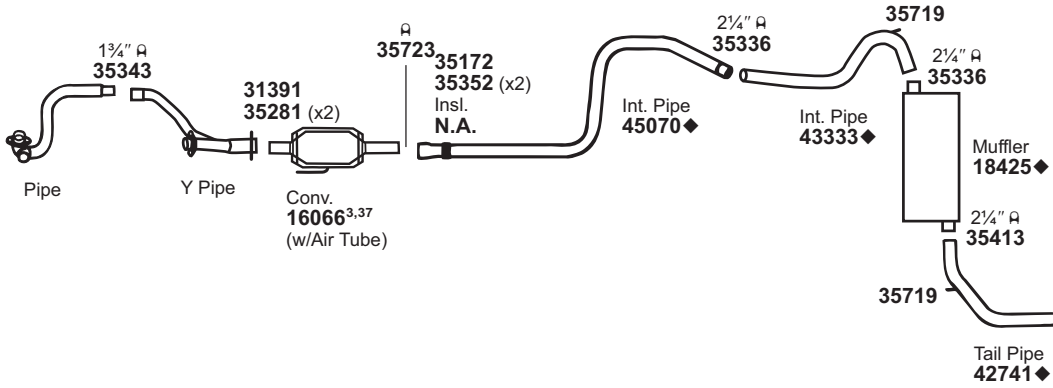
NOT LEGAL FOR SALE IN STATE OF CALIFORNIA  
 IN NEW YORK STATE, CONVERTERS LISTED ARE LEGAL FOR FEDERAL/EPA EMISSION VEHICLES ONLY

◆ If welded assembly, replace all required parts.  
 # Modifications and/or additional parts required.  
 37 Fits All Emissions Vehicles.

74 Fits California/50 State Emission Vehicles.  
 576 For installation instructions and additional parts required, see the Cross Reference Chart in the Master Catalog.

# CADILLAC Seville

(10387) 1987-86 V8 CYL. SEVILLE w/4.1L ENG.



**NOTE:** To connect 45070 to O.E. converter:

- 1) Cut original pipe 2" downstream of pipe-to-converter weld.
- 2) Overlap 45070 onto the remaining stub on converter outlet.

**NOTE:** To increase the installation clearance for pipes 45070 and 43333, the right side of the rear cradle/suspension assembly must be dropped by temporarily removing the two bolts which attach it to the car body. The body-mounted muffler heat shield should also be temporarily removed.

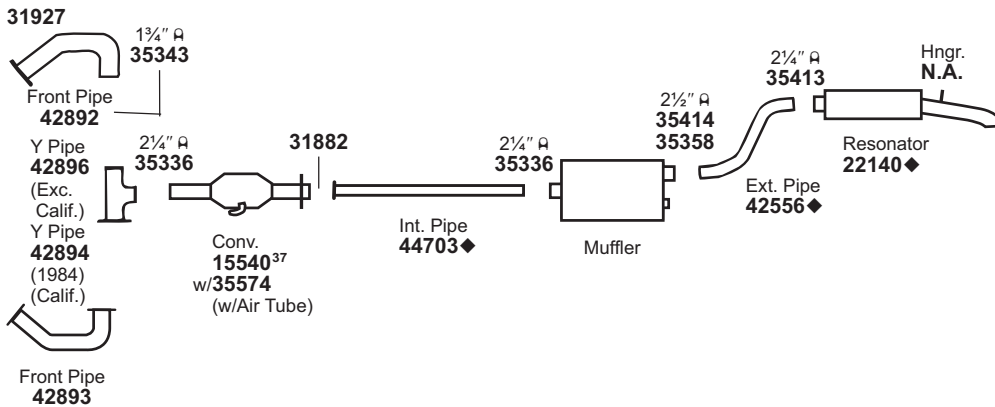
For 16066: Univ. Conv. 15041#

For 18425: Tru-Fit 18141<sup>5,519</sup>

Univ. SoundFX 17804#

Super Turbo 17732#

(10388) 1985-84 8 CYL. SEVILLE w/4.1L ENG.



For 15540: Univ. Conv. 15032#

For 22140: SoundFX 18312

Univ. SoundFX 17805#

Glasspack 24069

31391 Gskt.	31882 Flng.	31927 Flng.	35172 Brkt.	35281 Spring	35352 Insl.	35358 Brkt.	35719 Insl.								

**NOT LEGAL FOR SALE IN STATE OF CALIFORNIA  
IN NEW YORK STATE, CONVERTERS LISTED ARE LEGAL FOR FEDERAL/EPA EMISSION VEHICLES ONLY**

◆ If welded assembly, replace all required parts.

# Modifications and/or additional parts required.

3 May require 35574 Air Tube Kit for installation.

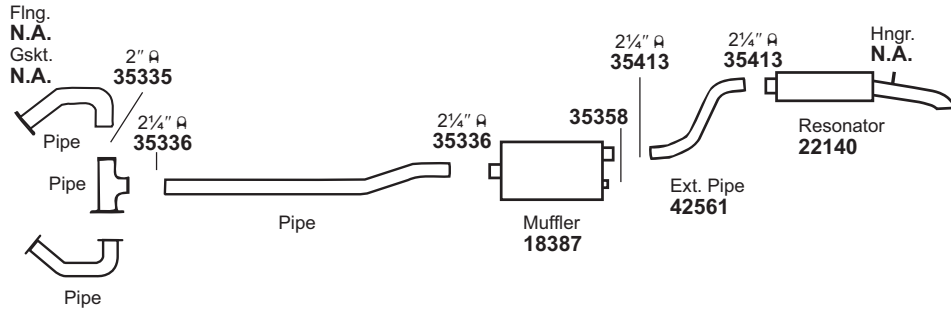
5 Requires 35413 (2 1/4") Clamp.

37 Fits All Emissions Vehicles.

519 Requires 41954 Adapter on Outlet.

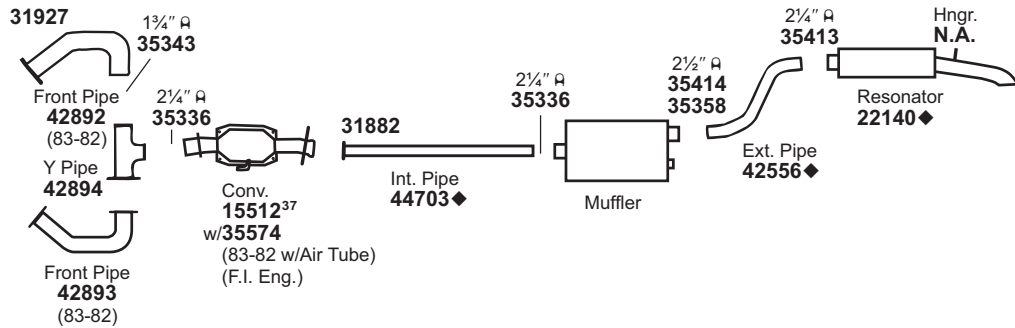
# CADILLAC Seville

(10389) 1985-82 8 CYL. SEVILLE w/5.7L DIESEL ENG.



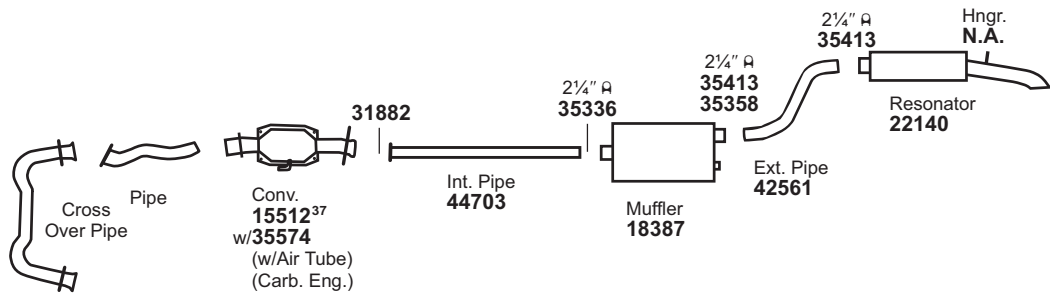
For 18387: Tru-Fit 18113<sup>542</sup> Univ. SoundFX 17808# Super Turbo 17731#  
 Glasspack 24098<sup>523</sup>  
 For 22140: SoundFX 18312 Univ. SoundFX 17805# Glasspack 24069

(10390) 1983-82 8 CYL. SEVILLE w/4.1L (250 C.I.D.) ENG.  
 1981 8 CYL. SEVILLE w/6.0L (368 C.I.D.) ENG.



For 15512: Univ. Conv. 15032# Univ. SoundFX 17805# Glasspack 24069  
 For 22140: SoundFX 18312

(10391) 1982-81 6 CYL. SEVILLE w/4.1L (252 C.I.D.) ENG.



For 15512: Univ. Conv. 15032# Univ. SoundFX 17808# Super Turbo 17731#  
 For 18387: Tru-Fit 18113<sup>542</sup> Glasspack 24098<sup>523</sup>  
 For 22140: SoundFX 18312 Univ. SoundFX 17805# Glasspack 24069

31882 Flng. 	31927 Flng. 	35358 Brkt. 																		
--------------------	--------------------	--------------------	--	--	--	--	--	--	--	--	--	--	--	--	--	--	--	--	--	--

NOT LEGAL FOR SALE IN STATE OF CALIFORNIA  
 IN NEW YORK STATE, CONVERTERS LISTED ARE LEGAL FOR FEDERAL/EPA EMISSION VEHICLES ONLY

◆ If welded assembly, replace all required parts.  
 # Modifications and/or additional parts required.  
 37 Fits All Emissions Vehicles.

523 Requires Bracket.  
 542 Requires 35568 Bracket.

GENERAL INFORMATION

PASSENGER CAR

LIGHT TRUCK

MUFFLER SPECS.

OPTIONAL MUFFLERS

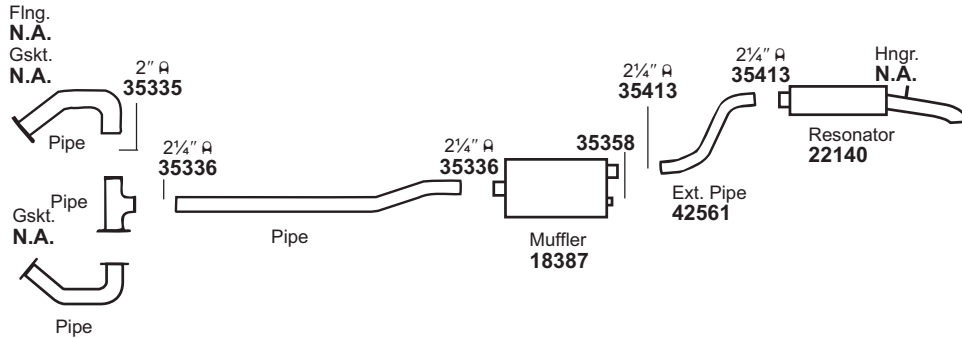
CONVERTER SPECS.

ACCESSORIES

FOOTNOTES

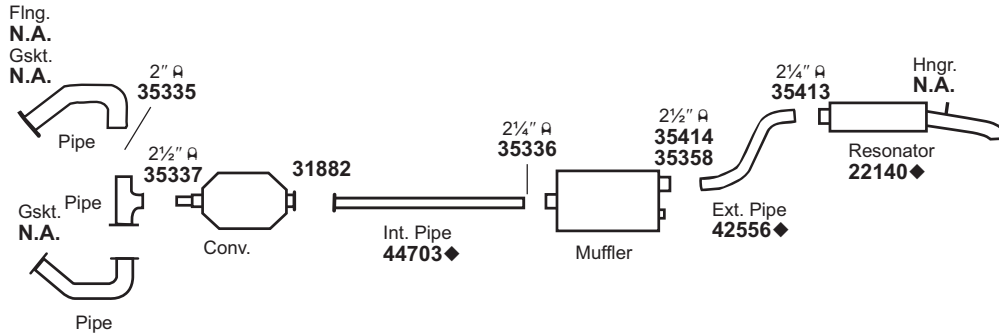
# CADILLAC Seville

(10392) 1981 8 CYL. SEVILLE w/5.7L DIESEL ENG., FEDERAL EMISSIONS



For 18387: Tru-Fit 18113<sup>542</sup> Univ. SoundFX 17808# Super Turbo 17731#  
 Glasspack 24098<sup>523</sup>  
 For 22140: SoundFX 18312 Univ. SoundFX 17805# Glasspack 24069

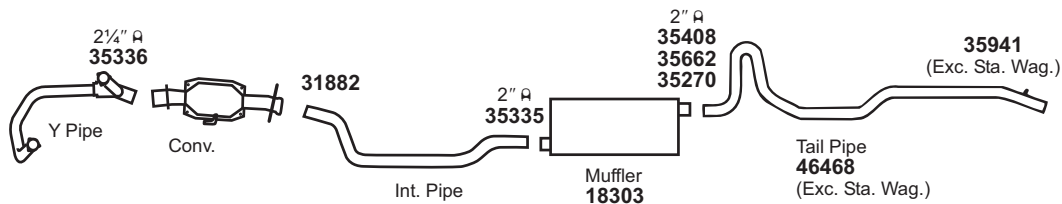
(10393) 1980 8 CYL. SEVILLE w/5.7L (350 C.I.D.), 6.0L (368 C.I.D.) GAS ENG.



For 22140: SoundFX 18312 Univ. SoundFX 17805# Glasspack 24069

# CHEVROLET Bel Air

(10394) 1981 8 CYL. BEL AIR w/4.4L (267 C.I.D.) ENG.



For 18303: Tru-Fit 18105 Univ. SoundFX 17877 Super Turbo 17736#

31882 Flng.	35270 Hngr.	35358 Brkt.	35662 Brkt.	35941 Hngr.								

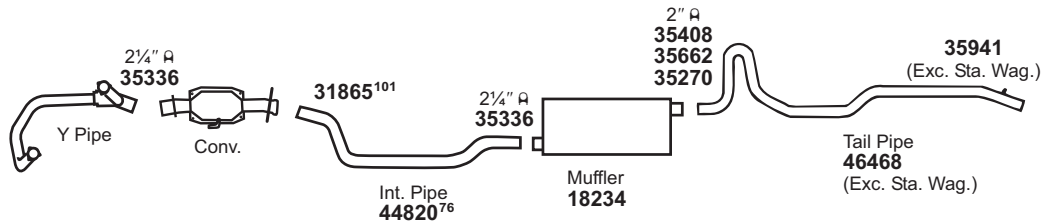
NOT LEGAL FOR SALE IN STATE OF CALIFORNIA  
 IN NEW YORK STATE, CONVERTERS LISTED ARE LEGAL FOR FEDERAL/EPA EMISSION VEHICLES ONLY

156 ♦ If welded assembly, replace all required parts.  
 # Modifications and/or additional parts required.

523 Requires Bracket.  
 542 Requires 35568 Bracket.

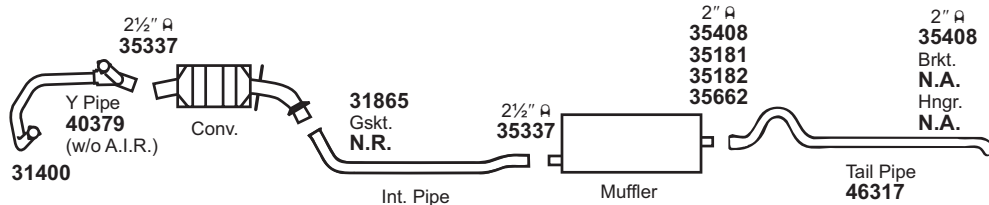
# CHEVROLET Bel Air

(10395) 1981 8 CYL. BEL AIR w/5.0L (305 C.I.D.) ENG.

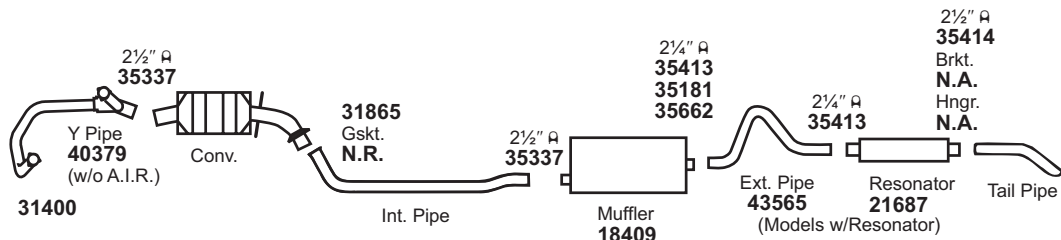


For 18234: Tru-Fit 18172 Univ. SoundFX 17846 Super Turbo 17732#

(10396) 1975 8 CYL. BEL AIR w/5.7L (350 C.I.D.) ENG. (EXC. STATION WAGON)

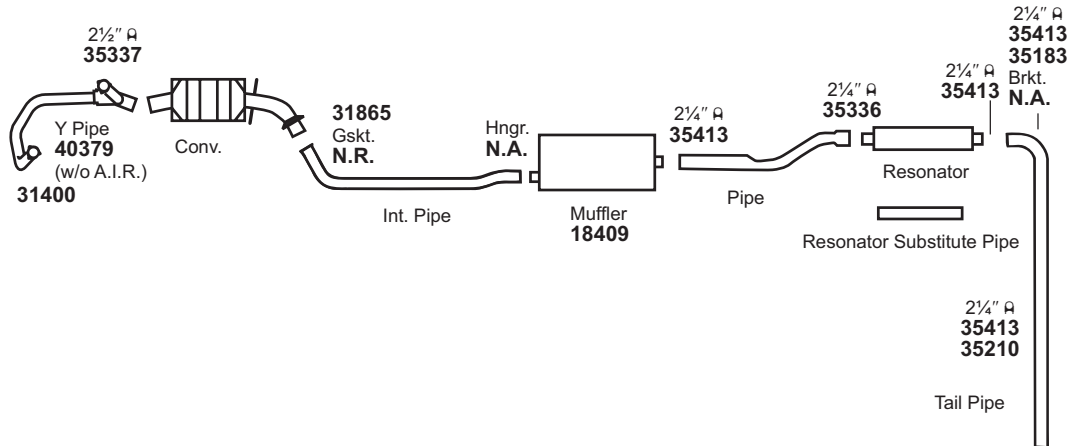


(10397) 1975 8 CYL. BEL AIR w/6.6L (400 C.I.D.) ENG. (EXC. STATION WAGON)



For 18409: Tru-Fit 18112 Ultra Flo SS 17289# Univ. SoundFX 17824 Super Turbo 17748#  
For 21687: Univ. SoundFX 17812#

(10398) 1975 8 CYL. BEL AIR STATION WAGON w/6.6L (400 C.I.D.) ENG.



For 18409: Tru-Fit 18112 Ultra Flo SS 17289# Univ. SoundFX 17824 Super Turbo 17748#

31400 Gskt.	31865 Flng.	35181 Brkt.	35182 Brkt.	35183 Insl.	35210 Hngr.	35270 Hngr.	35662 Brkt.	35941 Hngr.					

NOT LEGAL FOR SALE IN STATE OF CALIFORNIA  
IN NEW YORK STATE, CONVERTERS LISTED ARE LEGAL FOR FEDERAL/EPA EMISSION VEHICLES ONLY

# Modifications and/or additional parts required.  
76 W/Single Bed Pelletized Converter.

101 W/Dual Bed Monolithic Converter.

GENERAL INFORMATION

PASSENGER CAR

LIGHT TRUCK

MUFFLER SPECS.

OPTIONAL MUFFLERS

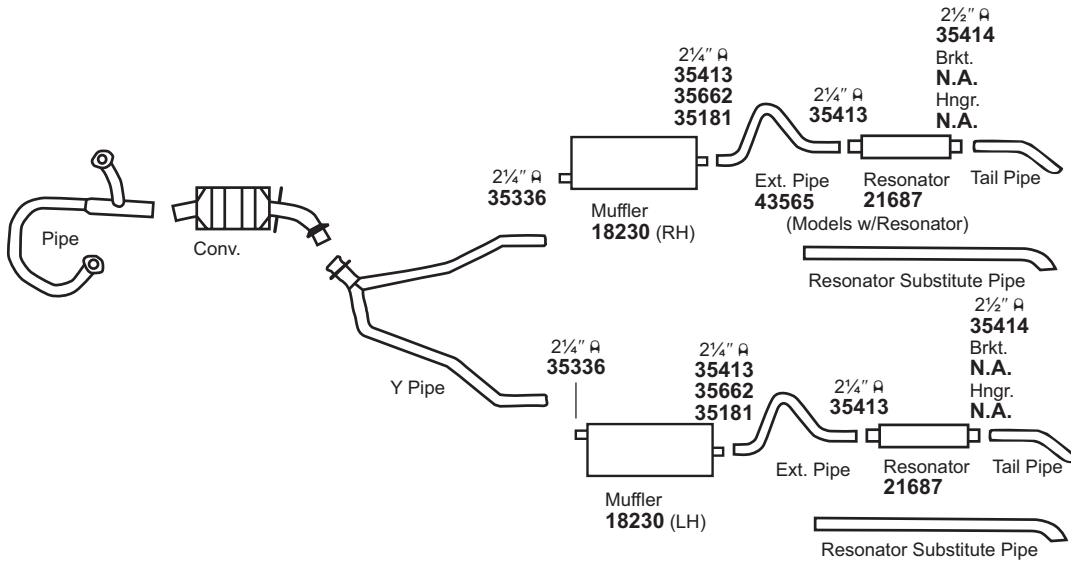
CONVERTER SPECS.

ACCESSORIES

FOOTNOTES

# CHEVROLET Bel Air

(10399) 1975 8 CYL. BEL AIR w/7.4L (454 C.I.D.) ENG. (EXC. STATION WAGON)



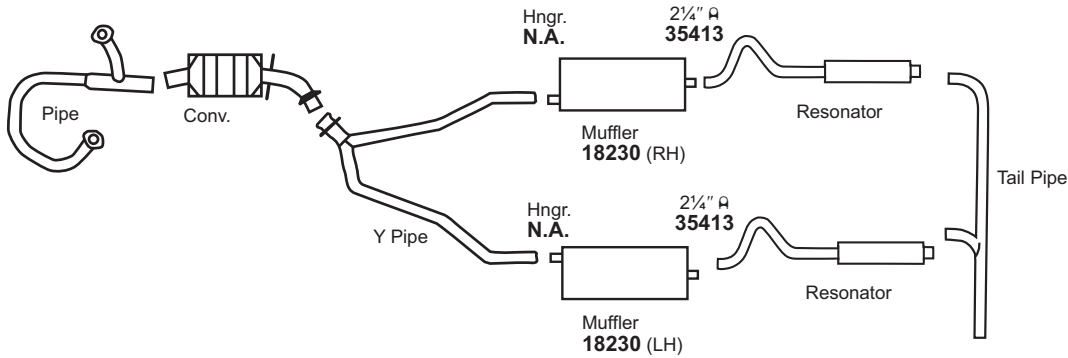
For 18230: Tru-Fit 18113

For 21687: Univ. SoundFX 17812#

Univ. SoundFX 17808

Super Turbo 17747#

(10400) 1975 8 CYL. BEL AIR STATION WAGON w/7.4L (454 C.I.D.) ENG.

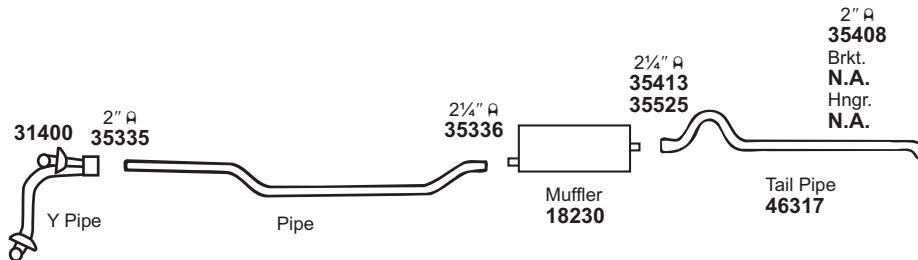


For 18230: Tru-Fit 18113

Univ. SoundFX 17808

Super Turbo 17747#

(10401) 1974-73 8 CYL. BEL AIR w/5.7L (350 C.I.D.), 6.6L (400 C.I.D.) ENG. (EXC. STATION WAGON), SINGLE EXHAUST



31400

For 18230: Tru-Fit 18113

Univ. SoundFX 17808

Super Turbo 17747#

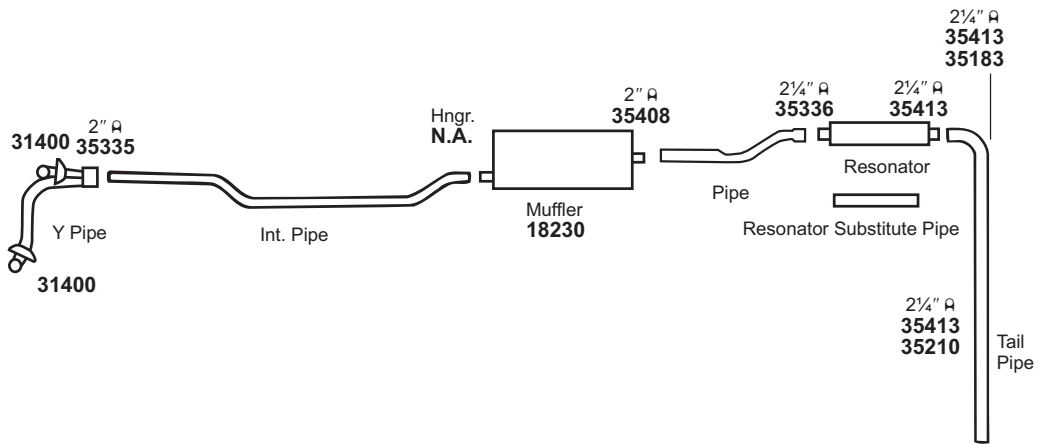
31400 Gskt.	35181 Brkt.	35525 Hngr.	35662 Brkt.										

NOT LEGAL FOR SALE IN STATE OF CALIFORNIA  
IN NEW YORK STATE, CONVERTERS LISTED ARE LEGAL FOR FEDERAL/EPA EMISSION VEHICLES ONLY



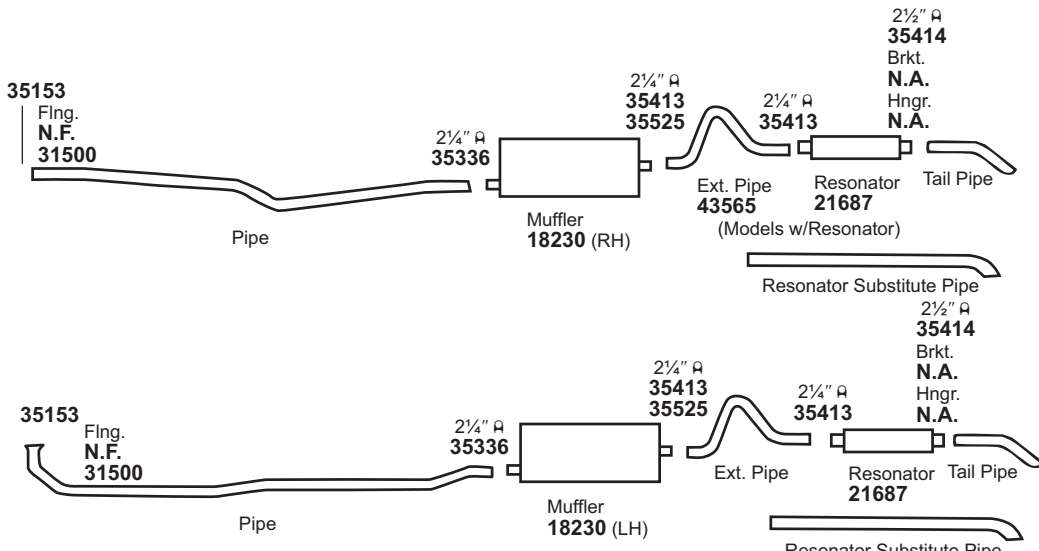
# CHEVROLET Bel Air

(10402) 1974 8 CYL. BEL AIR STATION WAGON w/6.6L (400 C.I.D.) ENG.



For 18230: Tru-Fit 18113      Univ. SoundFX 17808      Super Turbo 17747#

(10403) 1974 8 CYL. BEL AIR w/7.4L (454 C.I.D.) ENG. (EXC. STATION WAGON)



For 18230: Tru-Fit 18113      Univ. SoundFX 17808      Super Turbo 17747#  
 For 21687: Univ. SoundFX 17812#

31400 Gskt.	31500 Gskt.	35153 Bush.	35183 Insl.	35210 Hngr.	35525 Hngr.								

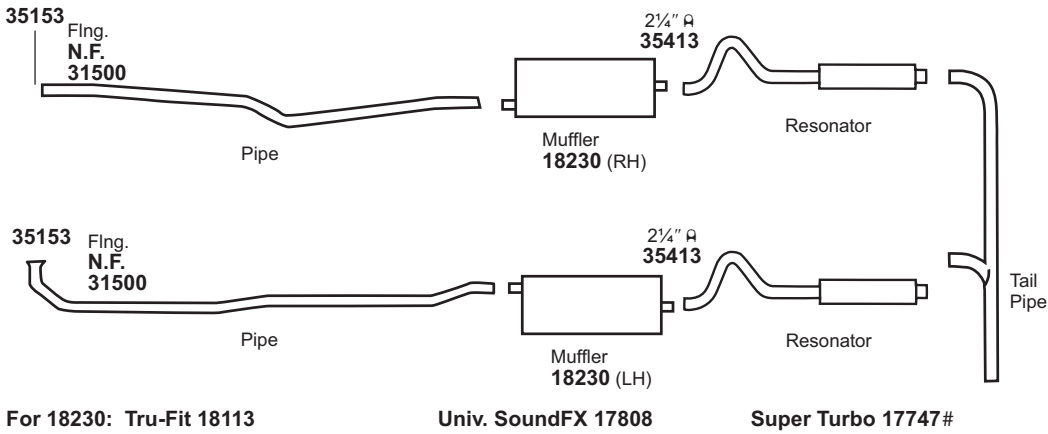
NOT LEGAL FOR SALE IN STATE OF CALIFORNIA  
 IN NEW YORK STATE, CONVERTERS LISTED ARE LEGAL FOR FEDERAL/EPA EMISSION VEHICLES ONLY

# Modifications and/or additional parts required.

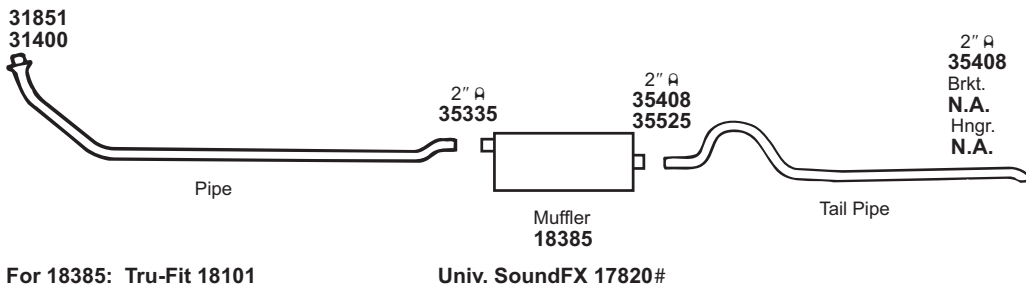
- GENERAL INFORMATION
- PASSENGER CAR
- LIGHT TRUCK
- MUFFLER SPECS.
- OPTIONAL MUFFLERS
- CONVERTER SPECS.
- ACCESSORIES
- FOOTNOTES

# CHEVROLET Bel Air

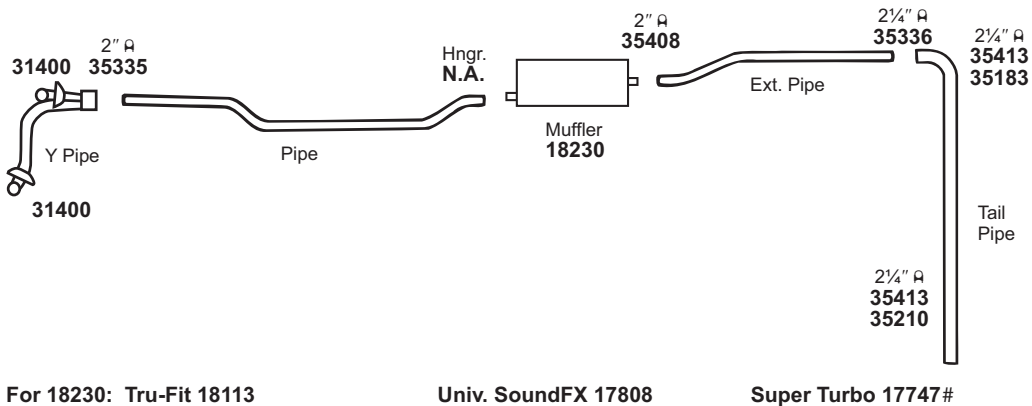
(10404) 1974 8 CYL. BEL AIR STATION WAGON w/7.4L (454 C.I.D.) ENG.



(10405) 1973 6 CYL. BEL AIR



(10406) 1973 8 CYL. BEL AIR STATION WAGON w/5.7L (350 C.I.D.), 6.6L (400 C.I.D.) ENG., SINGLE EXHAUST

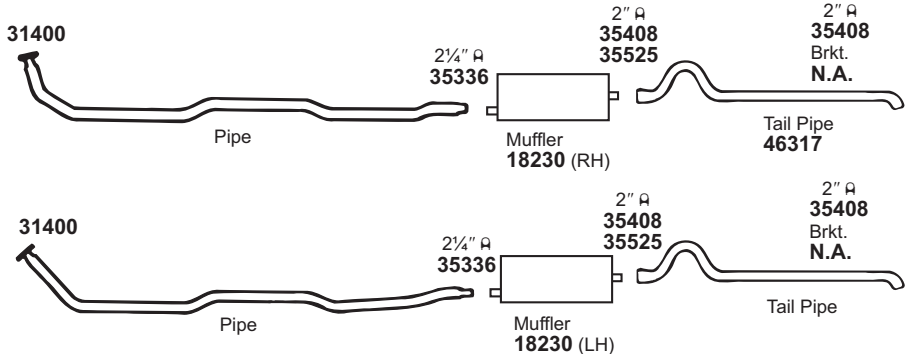


31400 Gskt.	31500 Gskt.	31851 Flng.	35153 Bush.	35183 Insl.	35210 Hngr.	35525 Hngr.							

NOT LEGAL FOR SALE IN STATE OF CALIFORNIA  
IN NEW YORK STATE, CONVERTERS LISTED ARE LEGAL FOR FEDERAL/EPA EMISSION VEHICLES ONLY

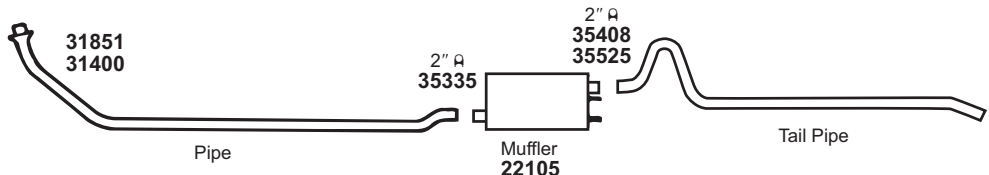
# CHEVROLET Bel Air

**(10407) 1973 8 CYL. BEL AIR w/5.7L (350 C.I.D.) ENG., 4BBL, DUAL EXHAUST**



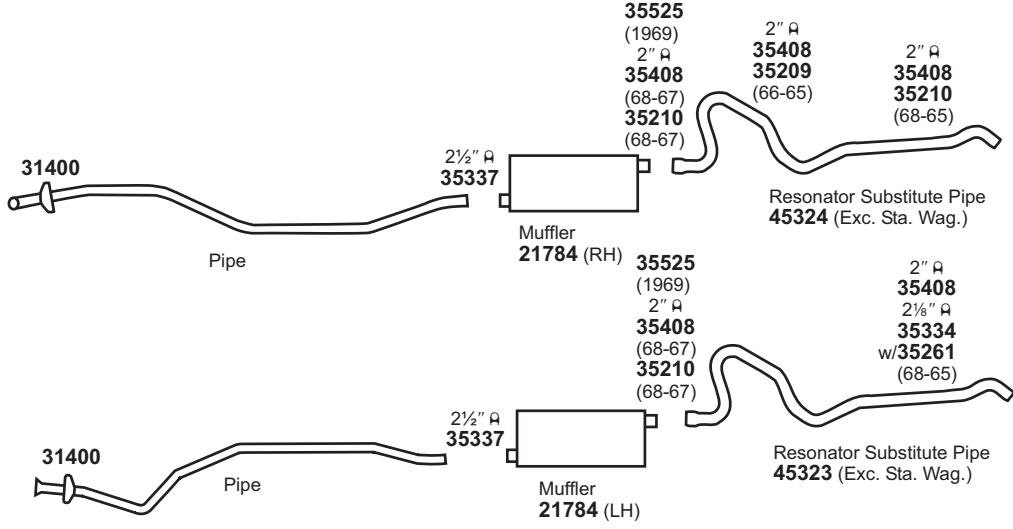
For 18230: Tru-Fit 18113                      Univ. SoundFX 17808                      Super Turbo 17747#

**(10408) 1972-70 6 CYL. BEL AIR (EXC. STATION WAGON)**



For 22105: SoundFX 18182                      Tru-Fit 18105<sup>505,507</sup>                      Univ. SoundFX 17844  
Super Turbo 17736#

**(10409) 1969 8 CYL. BEL AIR w/5.7L (350 C.I.D.) ENG. (EXC. 116" W.B. STATION WAGON), DUAL EXHAUST**  
**1968-67 8 CYL. BEL AIR w/5.4L (327 C.I.D.) ENG., DUAL EXHAUST**  
**1966-65 8 CYL. BEL AIR w/4.6L (283 C.I.D.), 5.4L (327 C.I.D.) ENG., DUAL EXHAUST**



For 21784: SoundFX 18293                      Tru-Fit 18120                      Univ. SoundFX 17831  
Super Turbo 17749#                      Ultra Flo SS 17258<sup>576</sup>

31400 Gskt. 	31851 Flng. 	35209 Hngr. 	35210 Hngr. 	35261 Insl. 	35525 Hngr. 								
--------------------	--------------------	--------------------	--------------------	--------------------	--------------------	--	--	--	--	--	--	--	--

**NOT LEGAL FOR SALE IN STATE OF CALIFORNIA**  
**IN NEW YORK STATE, CONVERTERS LISTED ARE LEGAL FOR FEDERAL/EPA EMISSION VEHICLES ONLY**

# Modifications and/or additional parts required.  
 505 Requires 35567 Shield & (2) 35564 Straps.  
 507 Requires 35568 Bracket & (1) Extra 35408 (2") Clamp.  
 576 For installation instructions and additional parts required, see the Cross Reference Chart in the Master Catalog.

GENERAL INFORMATION

PASSENGER CAR

LIGHT TRUCK

MUFFLER SPECS.

OPTIONAL MUFFLERS

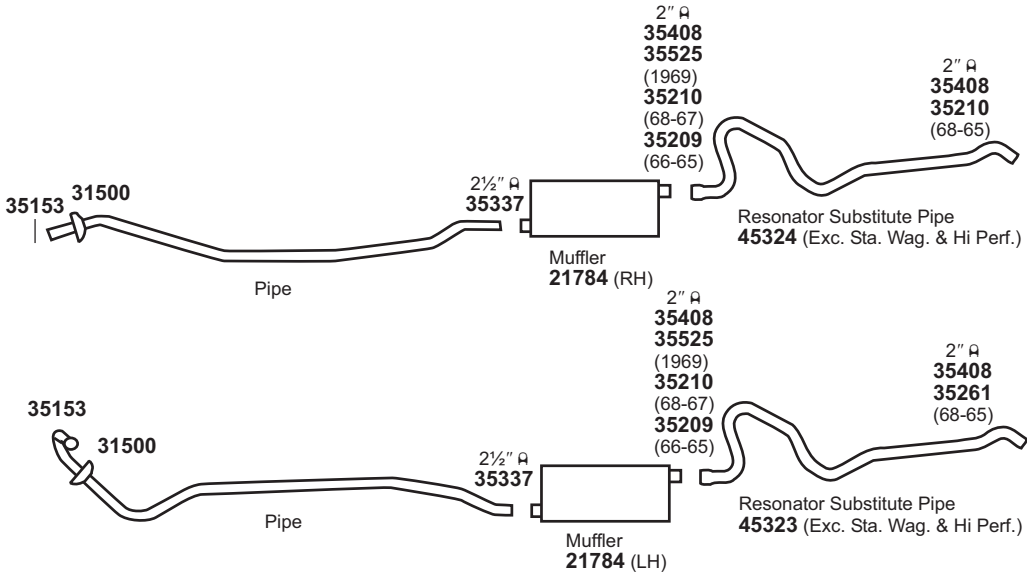
CONVERTER SPECS.

ACCESSORIES

FOOTNOTES

# CHEVROLET Bel Air

(10410) 1969-65 8 CYL. BEL AIR w/6.5L (396 C.I.D.), 7.0L (427 C.I.D.) ENG., DUAL EXHAUST

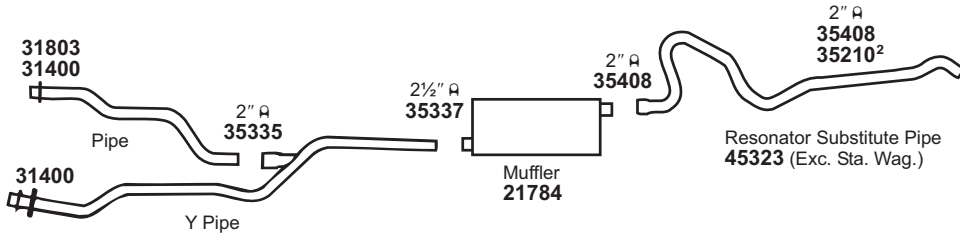


For 21784: SoundFX 18293  
Super Turbo 17749#

Tru-Fit 18120  
Ultra Flo SS 17258<sup>576</sup>

Univ. SoundFX 17831

(10411) 1966-65 8 CYL. BEL AIR w/5.4L (327 C.I.D.), 6.5L (396 C.I.D.) ENG., SINGLE EXHAUST



For 21784: SoundFX 18293  
Super Turbo 17749#

Tru-Fit 18120  
Ultra Flo SS 17258<sup>576</sup>

Univ. SoundFX 17831

31400 Gskt.	31500 Gskt.	31803 Flng.	35153 Bush.	35209 Hngr.	35210 Hngr.	35261 Insl.	35525 Hngr.								

NOT LEGAL FOR SALE IN STATE OF CALIFORNIA  
IN NEW YORK STATE, CONVERTERS LISTED ARE LEGAL FOR FEDERAL/EPA EMISSION VEHICLES ONLY

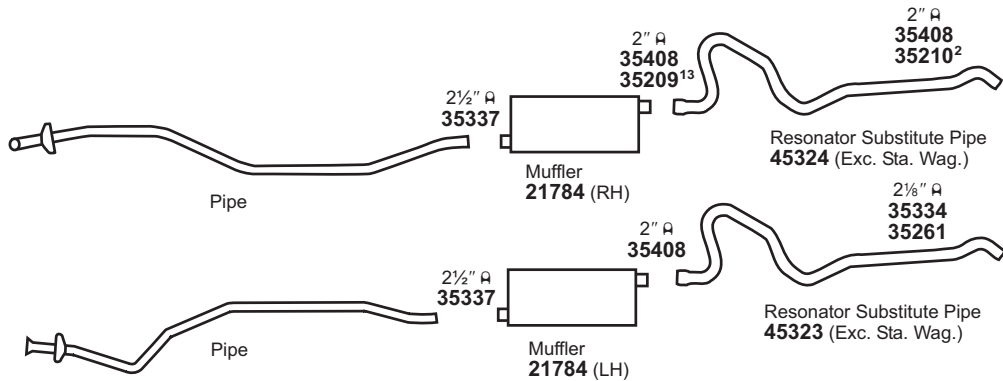
# Modifications and/or additional parts required.

2 Also available 35261 Insulator to replace worn Strap section of O.E. Hanger.

576 For installation instructions and additional parts required, see the Cross Reference Chart in the Master Catalog.

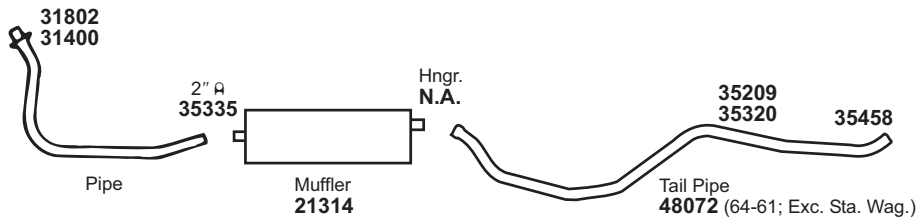
# CHEVROLET Bel Air

**(10412) 1965 8 CYL. BEL AIR w/6.7L (409 C.I.D.) ENG., DUAL EXHAUST**

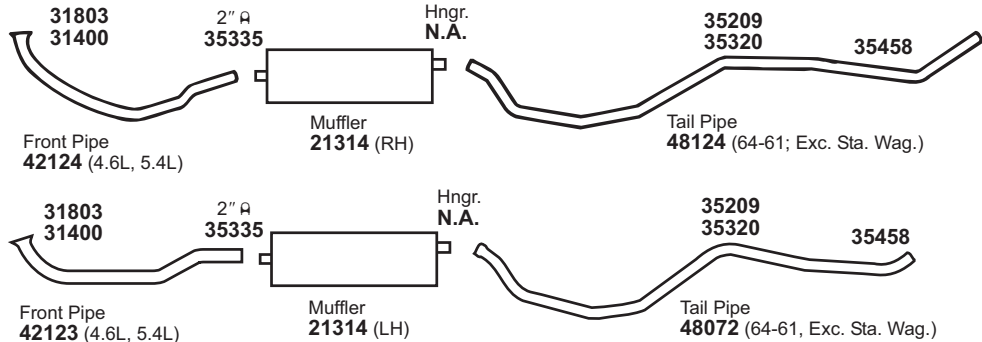


For 21784: SoundFX 18293 Super Turbo 17749#      Tru-Fit 18120 Ultra Flo SS 17258<sup>576</sup>      Univ. SoundFX 17831

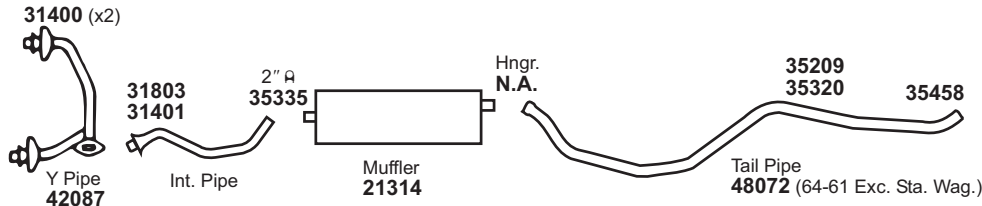
**(10413) 1964-58 6 CYL. BEL AIR**



**(10414) 1964-59 8 CYL. BEL AIR (EXC. HIGH PERFORMANCE ENG.)**



**(10415) 1964-58 8 CYL. BEL AIR, SINGLE EXHAUST**



31400 Gskt.	31401 Gskt.	31802 Fling.	31803 Fling.	35209 Hngr.	35210 Hngr.	35261 Insl.	35320 Clmp.	35458 Hngr.						

**NOT LEGAL FOR SALE IN STATE OF CALIFORNIA  
IN NEW YORK STATE, CONVERTERS LISTED ARE LEGAL FOR FEDERAL/EPA EMISSION VEHICLES ONLY**

# Modifications and/or additional parts required.  
 2 Also available 35261 Insulator to replace worn Strap section of O.E. Hanger.  
 13 Fabric & Bracket replacement for O.E. type Hanger.  
 576 For installation instructions and additional parts required, see the Cross Reference Chart in the Master Catalog.

GENERAL INFORMATION

PASSENGER CAR

LIGHT TRUCK

MUFFLER SPECS.

OPTIONAL MUFFLERS

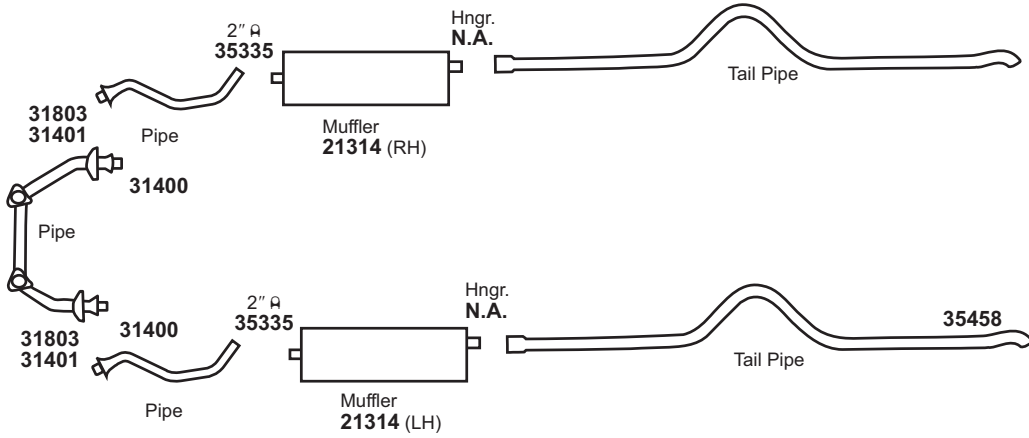
CONVERTER SPECS.

ACCESSORIES

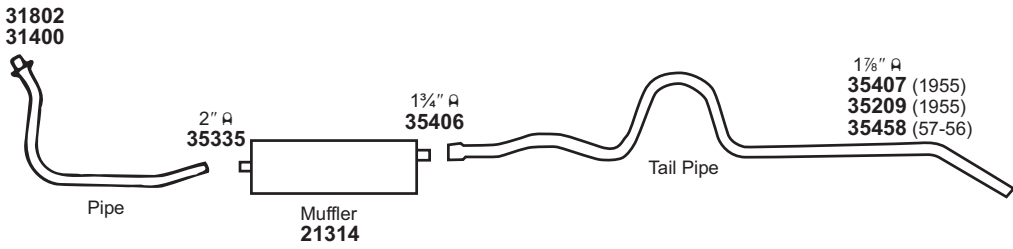
FOOTNOTES

# CHEVROLET Bel Air

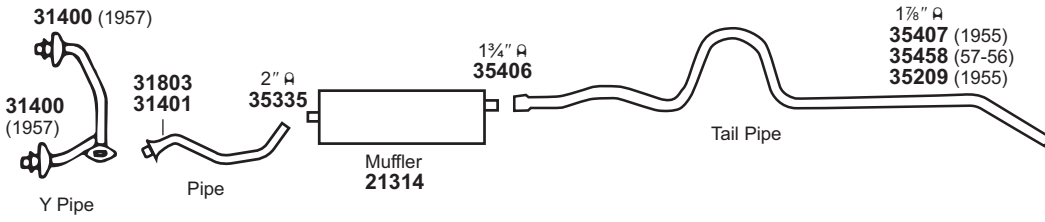
(10416) 1958 8 CYL. BEL AIR DUAL EXHAUST



(10417) 1957-55 6 CYL. NOMAD w/3.9L (EXC. CONVERTIBLE)



(10418) 1957-55 8 CYL. ONE-FIFTY SERIES, TWO-TEN SERIES, BEL-AIR (EXC. CONVERTIBLE), SINGLE EXHAUST

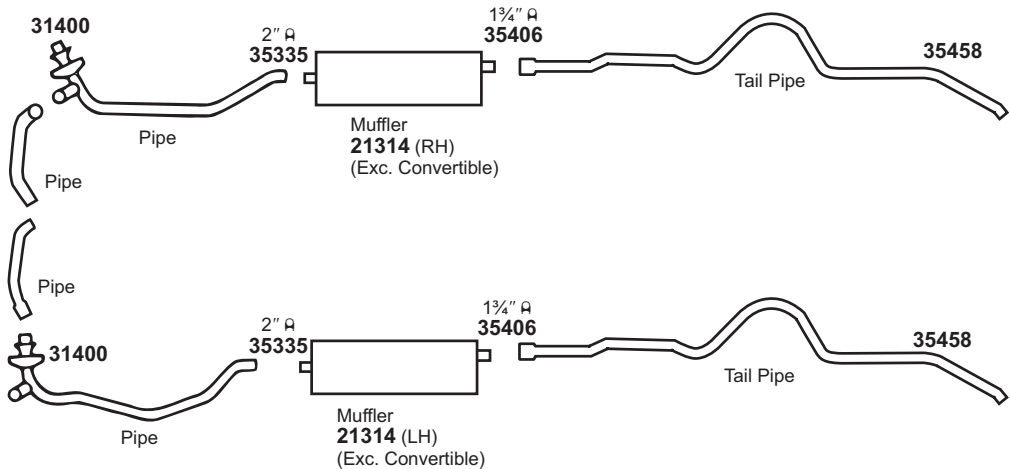


31400 Gskt.	31401 Gskt.	31802 Flng.	31803 Flng.	35209 Hngr.	35458 Hngr.														

NOT LEGAL FOR SALE IN STATE OF CALIFORNIA  
IN NEW YORK STATE, CONVERTERS LISTED ARE LEGAL FOR FEDERAL/EPA EMISSION VEHICLES ONLY

# CHEVROLET Bel Air

(10419) 1957 8 CYL. ONE-FIFTY SERIES, TWO-TEN SERIES, BEL-AIR, DUAL EXHAUST

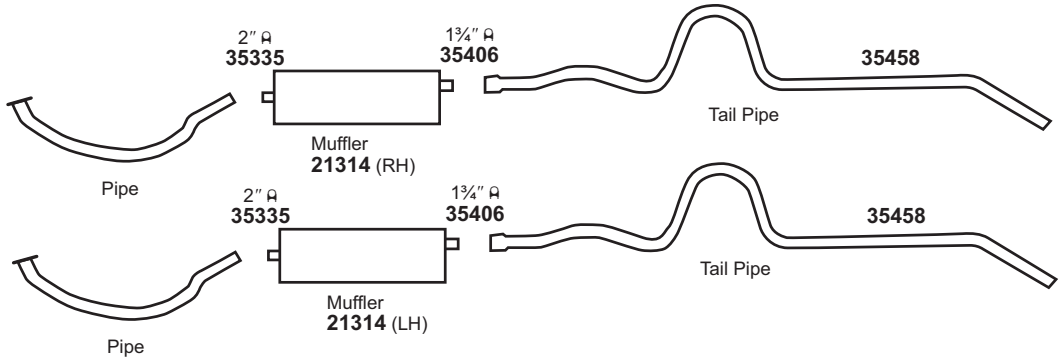


GENERAL INFORMATION

PASSENGER CAR

LIGHT TRUCK

(10420) 1956 8 CYL. ONE-FIFTY SERIES, TWO-TEN SERIES, BEL-AIR (EXC. CONVERTIBLE) 2ND DESIGN (MUFFLER SHELL 29 1/4" LONG), DUAL EXHAUST



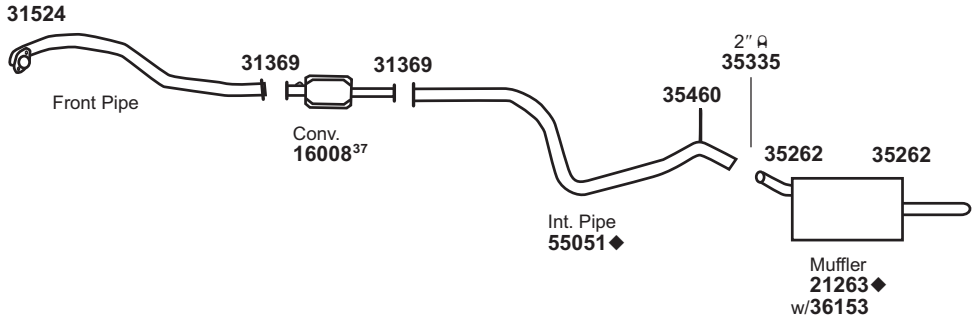
MUFFLER SPECS.

OPTIONAL MUFFLERS

CONVERTER SPECS.

# CHEVROLET Beretta

(10421) 1996 4 CYL. BERETTA w/2.2L ENG.



ACCESSORIES

FOOTNOTES

For 16008: Univ. Conv. 93251#  
For 21263: SoundFX 18578

31369 Gskt. 	31400 Gskt. 	31524 Gskt. 	35262 Hngr. 	35458 Hngr. 	35460 Insl. 	36153 Strap 									
--------------------	--------------------	--------------------	--------------------	--------------------	--------------------	--------------------	--	--	--	--	--	--	--	--	--

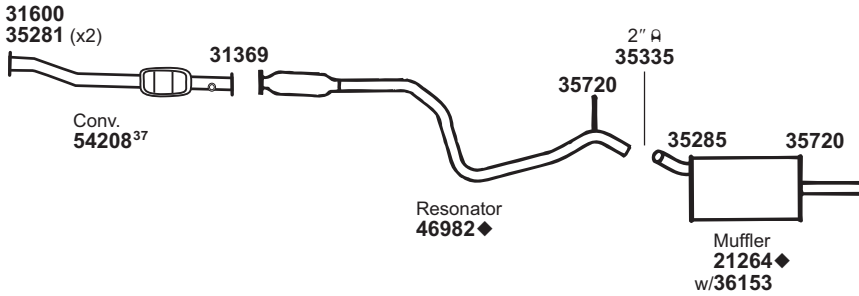
NOT LEGAL FOR SALE IN STATE OF CALIFORNIA  
IN NEW YORK STATE, CONVERTERS LISTED ARE LEGAL FOR FEDERAL/EPA EMISSION VEHICLES ONLY

◆ If welded assembly, replace all required parts.  
# Modifications and/or additional parts required.

37 Fits All Emissions Vehicles.

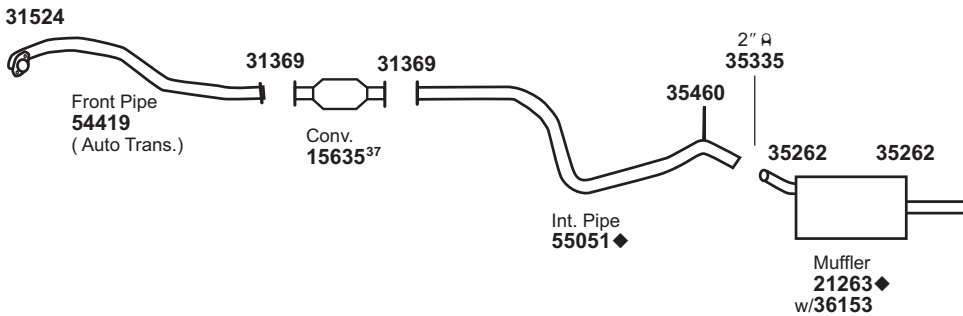
# CHEVROLET Beretta

(10422) 1996 6 CYL. BERETTA w/3.1L ENG. (EXC. Z26)



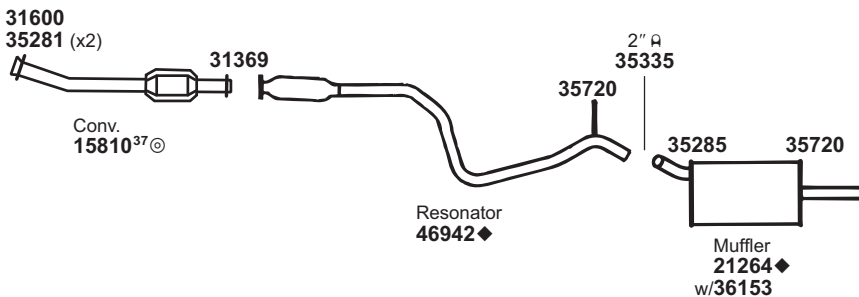
For 21264: SoundFX 18584  
For 54208: Univ. Conv. 93252#

(10423) 1995 4 CYL. BERETTA w/2.2L ENG.



For 15635: Univ. Conv. 15036#  
For 21263: SoundFX 18578

(10424) 1995 6 CYL. BERETTA w/3.1L ENG. (EXC. Z26)



For 15810: Univ. Conv. 15051#  
For 21264: SoundFX 18584

31369 Gskt.	31524 Gskt.	31600 Gskt.	35262 Hngr.	35281 Spring	35285 Hngr.	35460 Insl.	35720 Hngr.	36153 Strap						

NOT LEGAL FOR SALE IN STATE OF CALIFORNIA  
IN NEW YORK STATE, CONVERTERS LISTED ARE LEGAL FOR FEDERAL/EPA EMISSION VEHICLES ONLY

◆ If welded assembly, replace all required parts.  
⊙ Air Gap Pipe. Appearance may be different than O.E. Pipe. Air space between Pipes acts as a Heat Insulator.

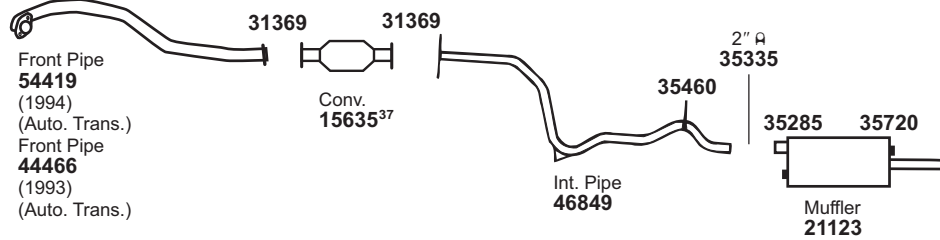
# Modifications and/or additional parts required.  
37 Fits All Emissions Vehicles.



# CHEVROLET Beretta

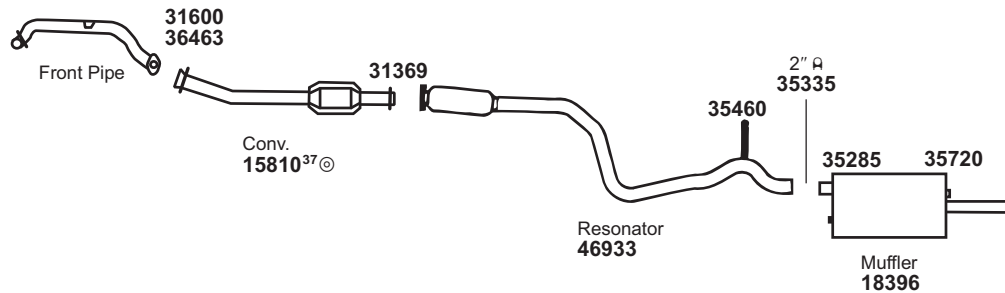
## (10425) 1994-93 4 CYL. BERETTA w/2.2L ENG.

31524 (x2)  
(1994)  
31357 (w/o Adapter)  
31523 (w/Adapter)  
35281 (x2)



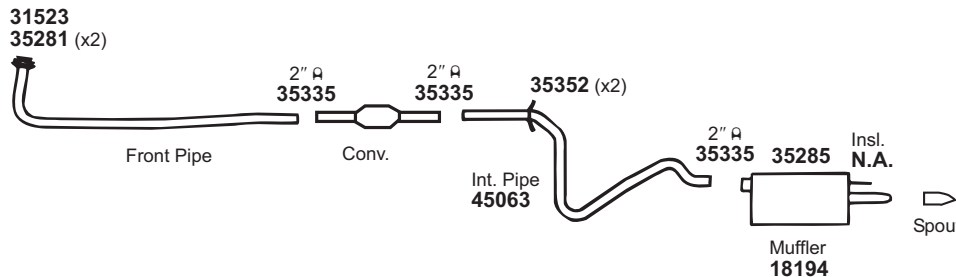
For 15635: Univ. Conv. 15036#  
For 21123: SoundFX 18483

## (10426) 1994 6 CYL. BERETTA w/3.1L ENG. (EXC. Z26)



For 15810: Univ. Conv. 15051#

## (10427) 1992-90 4 CYL. BERETTA w/2.2L ENG.



**NOTE: To connect pipe 45063 to O.E. converter:**  
1) Cut immediately upstream of pipe-to-converter weld.  
2) Remove the remaining O.E. pipe material inside the converter bushing before inserting new pipe.  
3) Insert 45063 into the remaining stub on converter outlet.

For 18194: Tru-Fit 18155<sup>579</sup>

31357 Gskt.	31369 Gskt.	31523 Gskt.	31524 Gskt.	31600 Gskt.	35281 Spring	35285 Hngr.	35352 Insl.	35460 Insl.	35720 Hngr.	36463 Sprgs.			

**NOT LEGAL FOR SALE IN STATE OF CALIFORNIA  
IN NEW YORK STATE, CONVERTERS LISTED ARE LEGAL FOR FEDERAL/EPA EMISSION VEHICLES ONLY**

⊙ Air Gap Pipe. Appearance may be different than O.E. Pipe. Air space between Pipes acts as a Heat Insulator.  
# Modifications and/or additional parts required.

<sup>37</sup> Fits All Emissions Vehicles.  
<sup>579</sup> Requires 41299 Spout & (1) Extra 35408 (2") Clamp.

GENERAL  
INFORMATION

PASSENGER  
CAR

LIGHT  
TRUCK

MUFFLER  
SPECS.

OPTIONAL  
MUFFLERS

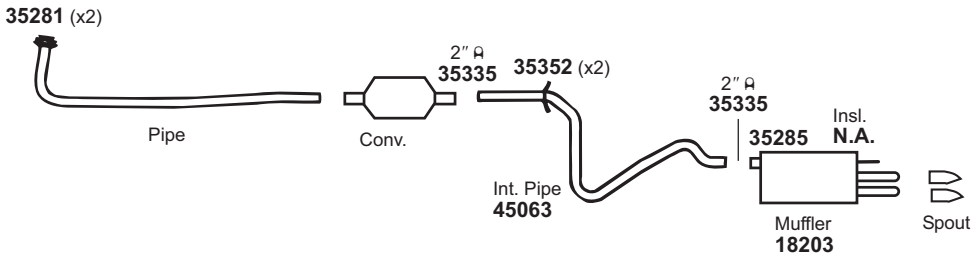
CONVERTER  
SPECS.

ACCESSORIES

FOOTNOTES

# CHEVROLET Beretta

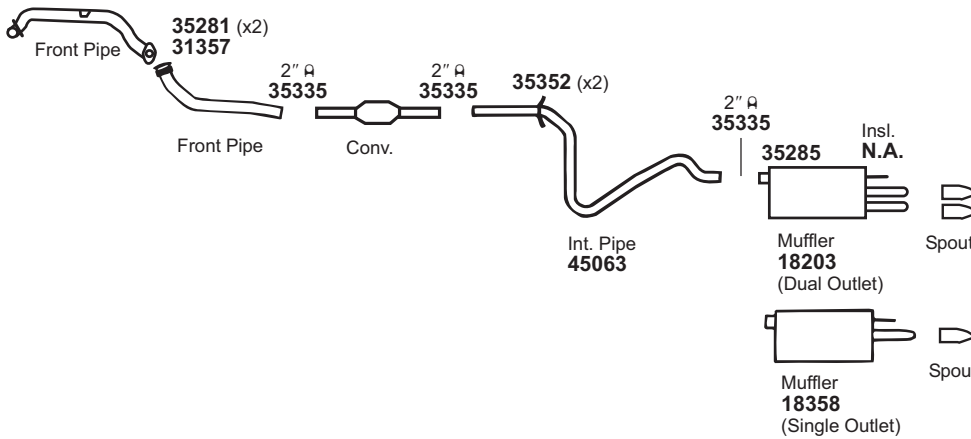
(10428) 1992-90 4 CYL. BERETTA GTZ w/2.3L ENG.



**NOTE: To connect pipe 45063 to O.E. converter:**  
 1) Cut immediately upstream of pipe-to-converter weld.  
 2) Remove the remaining O.E. pipe material inside the converter bushing before inserting new pipe.  
 3) Insert 45063 into the remaining stub on converter outlet.

For 18203: Tru-Fit 18155<sup>563,579</sup>

(10429) 1992-90 6 CYL. BERETTA w/3.1L ENG.



**NOTE: To connect pipe 45063 to O.E. converter:**  
 1) Cut immediately upstream of pipe-to-converter weld.  
 2) Remove the remaining O.E. pipe material inside the converter bushing before inserting new pipe.  
 3) Insert 45063 into the remaining stub on converter outlet.

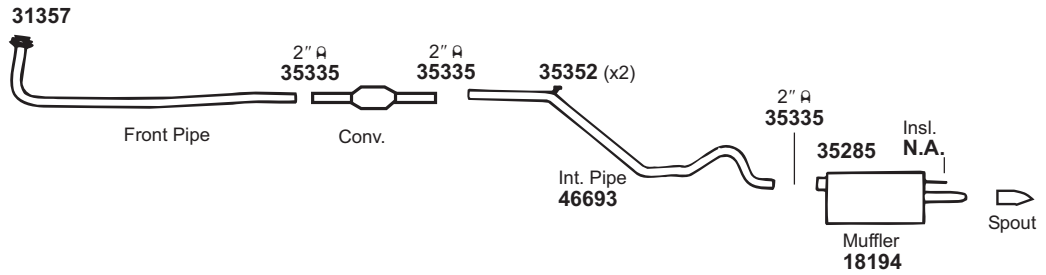
For 18203: Tru-Fit 18155<sup>563,579</sup>

31357 Gskt.	35281 Spring	35285 Hngr.	35352 Insl.									

NOT LEGAL FOR SALE IN STATE OF CALIFORNIA  
 IN NEW YORK STATE, CONVERTERS LISTED ARE LEGAL FOR FEDERAL/EPA EMISSION VEHICLES ONLY

# CHEVROLET Beretta

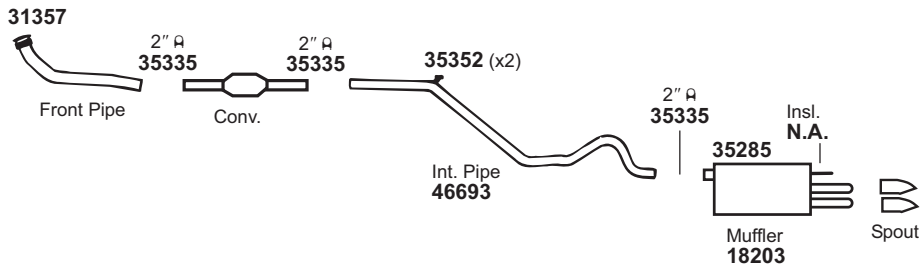
(10430) 1989-87 4 CYL. BERETTA w/2.0L ENG.



**NOTE: To connect 46693 to O.E. converter:**  
 1) Cut immediately upstream of pipe-to-converter weld.  
 2) Remove the remaining O.E. pipe material inside the converter bushing before inserting new pipe.  
 3) Insert 46693 into the remaining stub on converter outlet.

For 18194: Tru-Fit 18155<sup>579</sup>

(10431) 1989-87 6 CYL. BERETTA w/2.8L ENG.

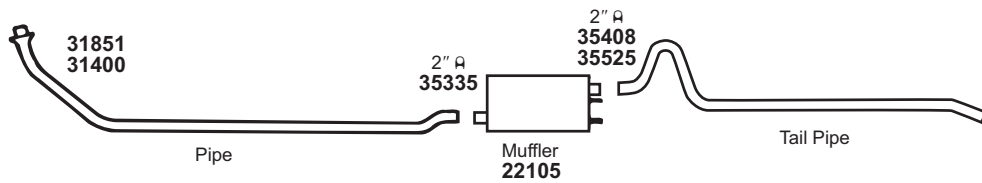


**NOTE: To connect 46693 to O.E. converter:**  
 1) Cut immediately upstream of pipe-to-converter weld.  
 2) Remove the remaining O.E. pipe material inside the converter bushing before inserting new pipe.  
 3) Insert 46693 into the remaining stub on converter outlet.

For 18203: Tru-Fit 18155<sup>563,579</sup>

# CHEVROLET Biscayne

(10432) 1972-70 6 CYL. BISCAYNE (EXC. STATION WAGON), SINGLE EXHAUST



For 22105: SoundFX 18182  
 Super Turbo 17736#

Tru-Fit 18105<sup>505,507</sup>

Univ. SoundFX 17844

31357 Gskt. 	31400 Gskt. 	31851 Flng. 	35285 Hngr. 	35352 Insl. 	35525 Hngr. 								
--------------------	--------------------	--------------------	--------------------	--------------------	--------------------	--	--	--	--	--	--	--	--

NOT LEGAL FOR SALE IN STATE OF CALIFORNIA  
 IN NEW YORK STATE, CONVERTERS LISTED ARE LEGAL FOR FEDERAL/EPA EMISSION VEHICLES ONLY

# Modifications and/or additional parts required.  
 505 Requires 35567 Shield & (2) 35564 Straps.  
 507 Requires 35568 Bracket & (1) Extra 35408 (2") Clamp.

563 Single Outlet Muffler replaces Dual Outlet Muffler.  
 579 Requires 41299 Spout & (1) Extra 35408 (2") Clamp.

GENERAL INFORMATION

PASSENGER CAR

LIGHT TRUCK

MUFFLER SPECS.

OPTIONAL MUFFLERS

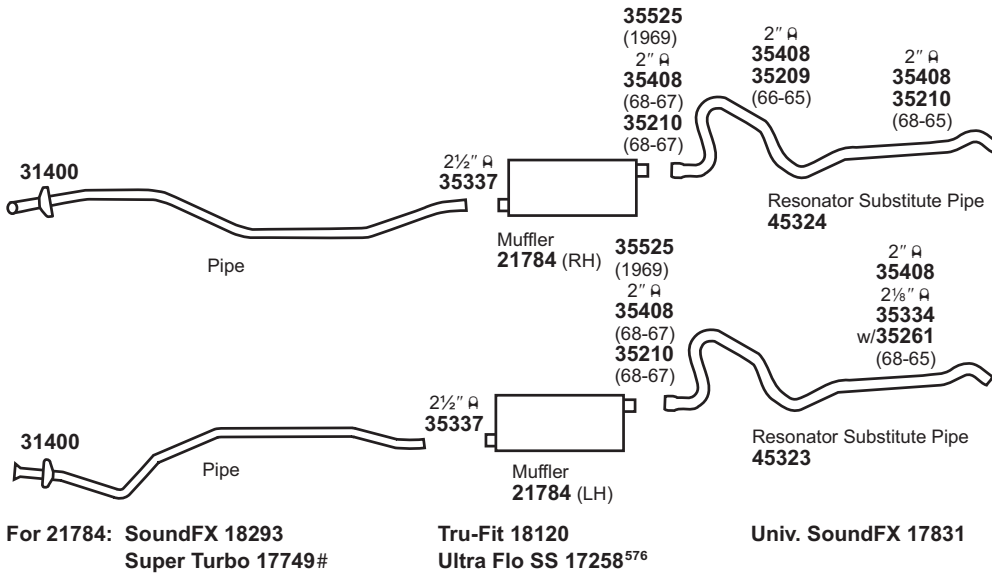
CONVERTER SPECS.

ACCESSORIES

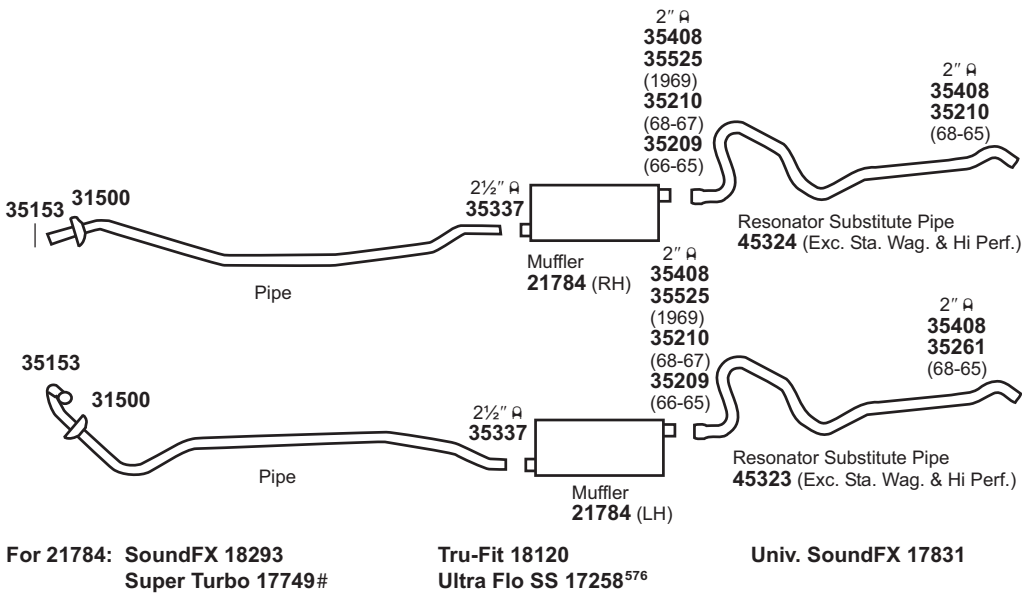
FOOTNOTES

# CHEVROLET Biscayne

(10433)	1969	8 CYL.	BISCAYNE w/5.7L (350 C.I.D.) ENG., DUAL EXHAUST
	1968-67	8 CYL.	BISCAYNE w/5.4L (327 C.I.D.) ENG., DUAL EXHAUST
	1966-65	8 CYL.	BISCAYNE w/4.6L (283 C.I.D.), 5.4L (327 C.I.D.) ENG., DUAL EXHAUST



## (10434) 1969-65 8 CYL. BISCAYNE w/6.5L (396 C.I.D.), 7.0L (427 C.I.D.) ENG., DUAL EXHAUST



31400 Gskt.	31500 Gskt.	35153 Bush.	35209 Hngr.	35210 Hngr.	35261 Insl.	35525 Hngr.											

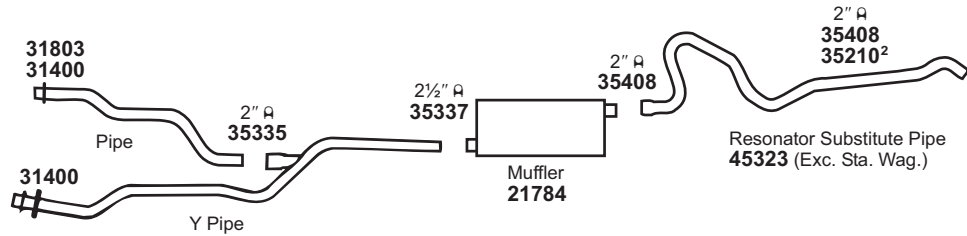
NOT LEGAL FOR SALE IN STATE OF CALIFORNIA  
 IN NEW YORK STATE, CONVERTERS LISTED ARE LEGAL FOR FEDERAL/EPA EMISSION VEHICLES ONLY

# Modifications and/or additional parts required.

<sup>576</sup> For installation instructions and additional parts required, see the Cross Reference Chart in the Master Catalog.

# CHEVROLET Biscayne

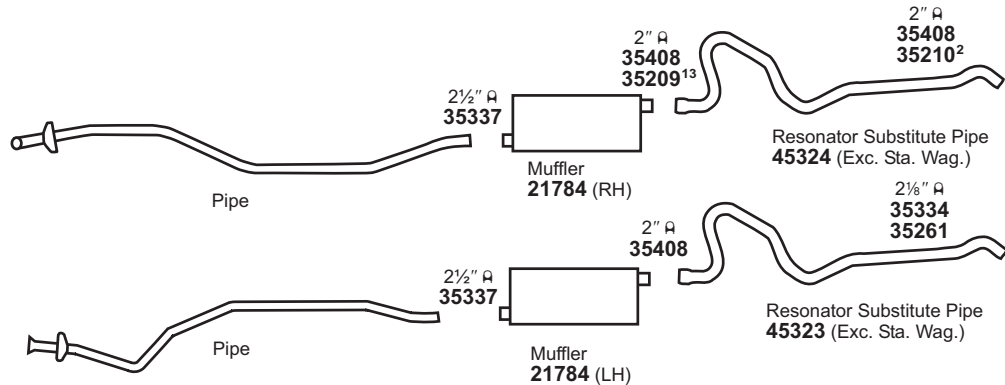
(10435) 1966-65 8 CYL. BISCAYNE w/5.4L (327 C.I.D.), 6.5L (396 C.I.D.) ENG., SINGLE EXHAUST



For 21784: SoundFX 18293 Super Turbo 17749#      Tru-Fit 18120 Ultra Flo SS 17258<sup>576</sup>      Univ. SoundFX 17831

GENERAL INFORMATION  
PASSENGER CAR

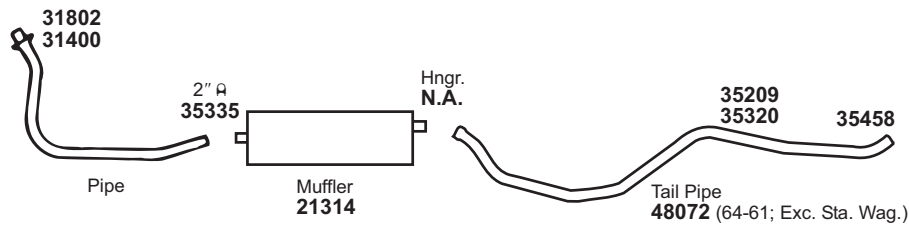
(10436) 1965 8 CYL. BISCAYNE w/6.7L (409 C.I.D.) ENG.



For 21784: SoundFX 18293 Super Turbo 17749#      Tru-Fit 18120 Ultra Flo SS 17258<sup>576</sup>      Univ. SoundFX 17831

LIGHT TRUCK  
MUFFLER SPECS.  
OPTIONAL MUFFLERS  
CONVERTER SPECS.

(10437) 1964-58 6 CYL. BISCAYNE



ACCESSORIES  
FOOTNOTES

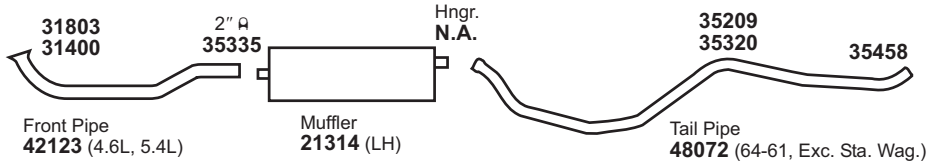
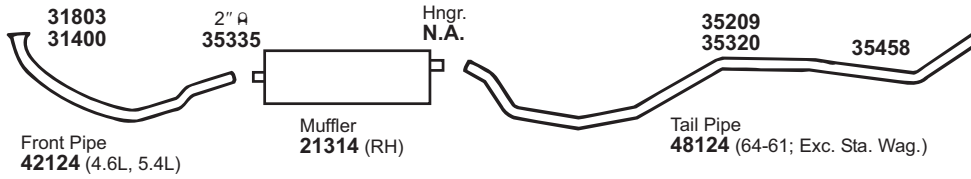
31400 Gskt. 	31802 Fling. 	31803 Fling. 	35209 Hngr. 	35210 Hngr. 	35261 Insl. 	35320 Clmp. 	35458 Hngr. 						
--------------------	---------------------	---------------------	--------------------	--------------------	--------------------	--------------------	--------------------	--	--	--	--	--	--

NOT LEGAL FOR SALE IN STATE OF CALIFORNIA  
IN NEW YORK STATE, CONVERTERS LISTED ARE LEGAL FOR FEDERAL/EPA EMISSION VEHICLES ONLY

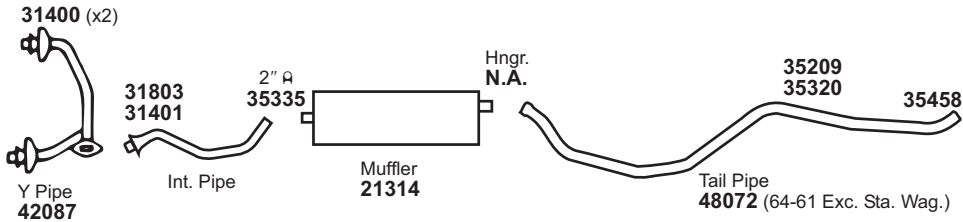
# Modifications and/or additional parts required.  
2 Also available 35261 Insulator to replace worn Strap section of O.E. Hanger.  
13 Fabric & Bracket replacement for O.E. type Hanger.  
576 For installation instructions and additional parts required, see the Cross Reference Chart in the Master Catalog.

# CHEVROLET Biscayne

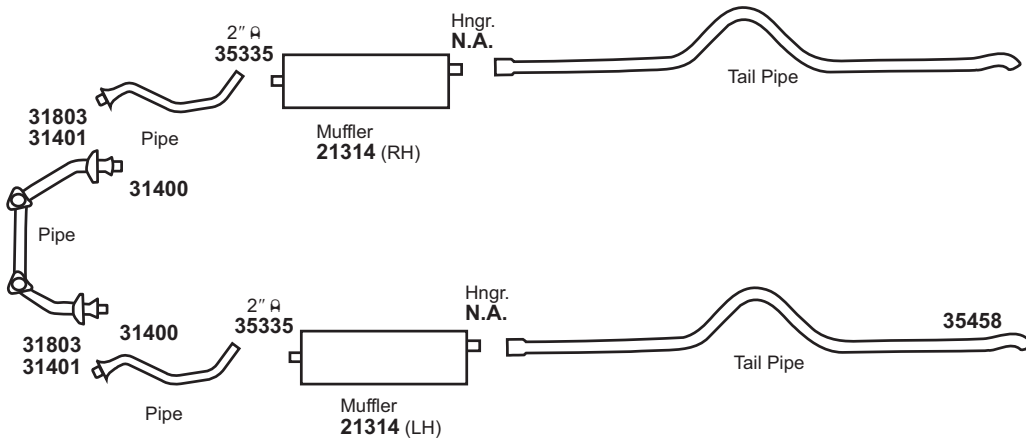
(10438) 1964-59 8 CYL. BISCAYNE (EXC. HIGH PERFORMANCE ENG.), DUAL EXHAUST



(10439) 1964-58 8 CYL. BISCAYNE, SINGLE EXHAUST



(10440) 1958 8 CYL. BISCAYNE, DUAL EXHAUST

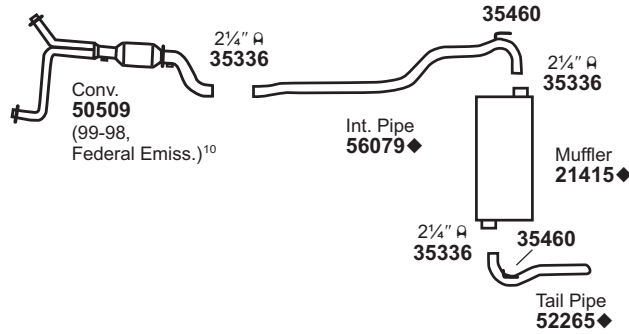


31400 Gskt.	31401 Gskt.	31803 Flng.	35209 Hngr.	35320 Clmp.	35458 Hngr.												

NOT LEGAL FOR SALE IN STATE OF CALIFORNIA  
IN NEW YORK STATE, CONVERTERS LISTED ARE LEGAL FOR FEDERAL/EPA EMISSION VEHICLES ONLY

# CHEVROLET Camaro

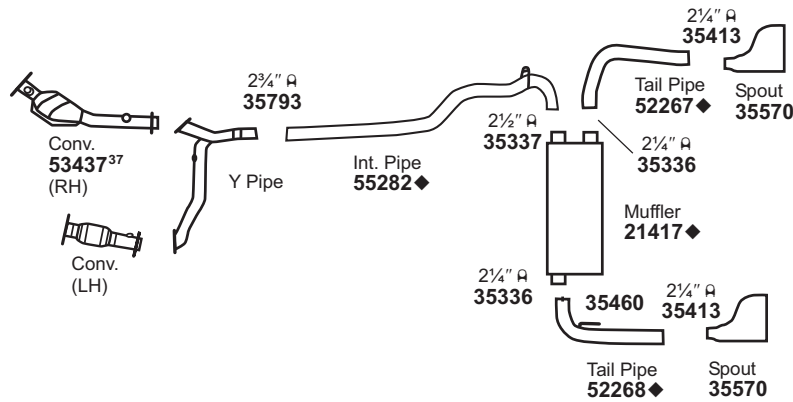
(10441) 2002-98 6 CYL. CAMARO w/3.8L ENG., SINGLE OUTLET



**DYNOMAX** SYSTEM AVAILABLE, See DynoMax Catalog

For 21415: Super Turbo 17732#  
For 50509: Univ. Conv. 93303#

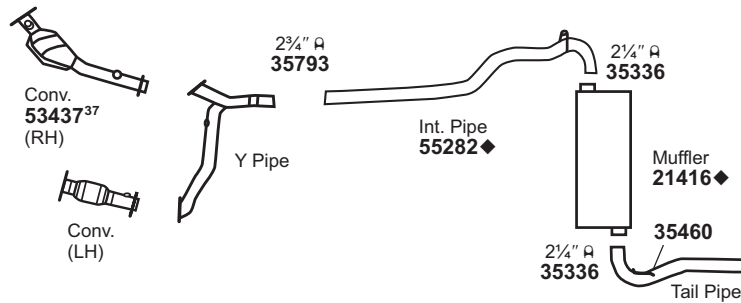
(10442) 2002-00 8 CYL. CAMARO SS, Z28 w/5.7L ENG. STANDARD SERIES, DUAL EXHAUST



**DYNOMAX** SYSTEM AVAILABLE, See DynoMax Catalog

For 21417: Ultra Flo SS 17556<sup>576</sup>

(10443) 2002-00 8 CYL. SS, Z28 w/5.7L ENG., SINGLE EXHAUST



For 21416: Super Turbo 17734#      Ultra Flo SS 17258<sup>576</sup>

35460 Insl.																			
----------------	--	--	--	--	--	--	--	--	--	--	--	--	--	--	--	--	--	--	--

NOT LEGAL FOR SALE IN STATE OF CALIFORNIA  
IN NEW YORK STATE, CONVERTERS LISTED ARE LEGAL FOR FEDERAL/EPA EMISSION VEHICLES ONLY

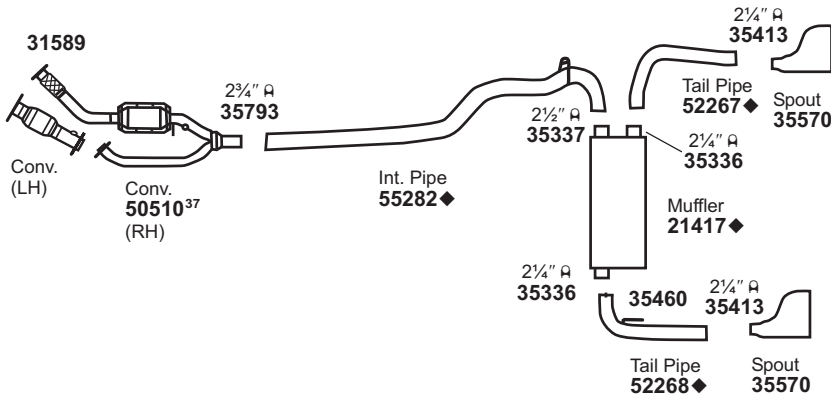
◆ If welded assembly, replace all required parts.  
# Modifications and/or additional parts required.  
10 Fits Federal/EPA Emission Vehicles.

37 Fits All Emissions Vehicles.  
576 For installation instructions and additional parts required, see the Cross Reference Chart in the Master Catalog.

- GENERAL INFORMATION
- PASSENGER CAR
- LIGHT TRUCK
- MUFFLER SPECS.
- OPTIONAL MUFFLERS
- CONVERTER SPECS.
- ACCESSORIES
- FOOTNOTES

# CHEVROLET Camaro

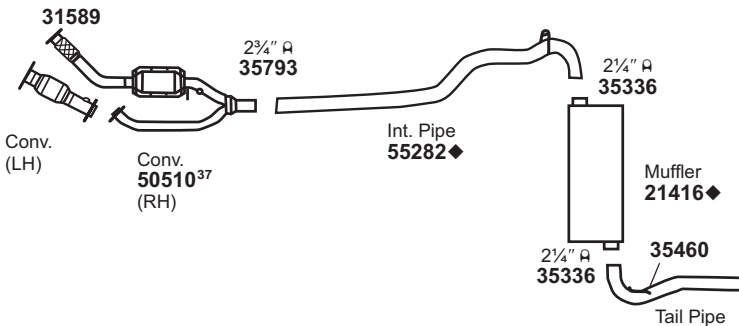
(10444) 1999-98 8 CYL. CAMARO SS, Z28 w/5.7L ENG. STANDARD SERIES, DUAL EXHAUST



**DynoMAX** SYSTEM AVAILABLE, See DynoMax Catalog

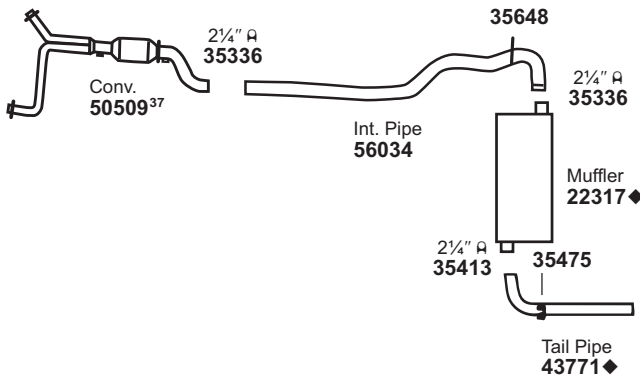
For 21417: Ultra Flo SS 17556<sup>576</sup>  
 For 50510: Univ. Conv. 93238#

(10445) 1999-98 8 CYL. SS, Z28 w/5.7L ENG., SINGLE EXHAUST



For 21416: Super Turbo 17734#      Ultra Flo SS 17258<sup>576</sup>  
 For 50510: Univ. Conv. 93238#

(10446) 1997-96 6 CYL. CAMARO w/3.8L ENG.



For 22317: SoundFX 18235      Tru-Fit 18141      Univ. SoundFX 17843  
 Super Turbo 17732#  
 For 50509: Univ. Conv. 93303#

31589 Gskt. 	35460 Insl. 	35475 Hngr. 	35648 Hngr. 																
--------------------	--------------------	--------------------	--------------------	--	--	--	--	--	--	--	--	--	--	--	--	--	--	--	--

NOT LEGAL FOR SALE IN STATE OF CALIFORNIA  
 IN NEW YORK STATE, CONVERTERS LISTED ARE LEGAL FOR FEDERAL/EPA EMISSION VEHICLES ONLY

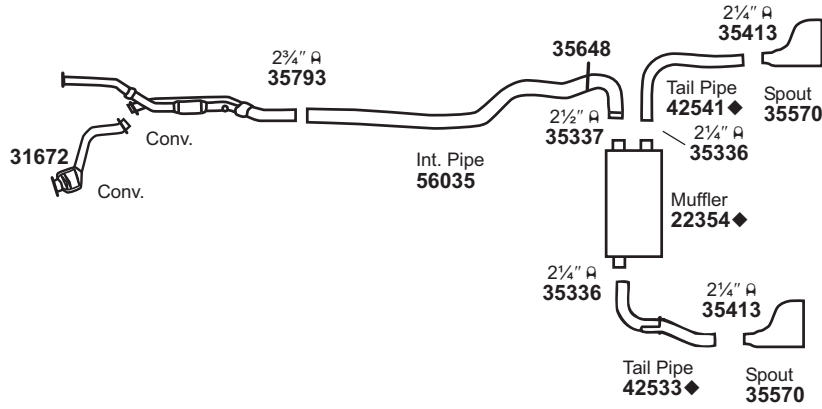
◆ If welded assembly, replace all required parts.  
 # Modifications and/or additional parts required.  
 37 Fits All Emissions Vehicles.

576 For installation instructions and additional parts required, see the Cross Reference Chart in the Master Catalog.



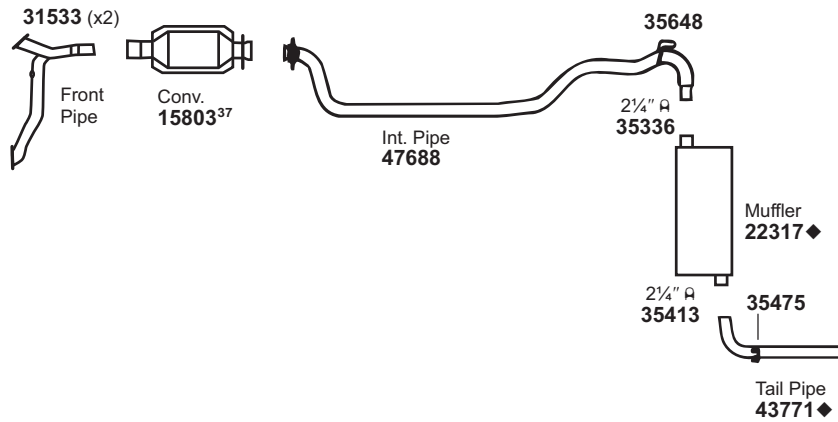
# CHEVROLET Camaro

(10447) 1997-96 8 CYL. CAMARO w/5.7L ENG.



For 22354: SoundFX 18375 Ultra Flo SS 17556<sup>576</sup> Tru-Fit 18119<sup>569</sup> Univ. SoundFX 17836#

(10448) 1995-93 6 CYL. CAMARO w/3.4L ENG.



For 15803: Univ. Conv. 15042# For 22317: SoundFX 18235 Super Turbo 17732# Tru-Fit 18141 Univ. SoundFX 17843

31533 Gskt.	31672 Gskt.	35475 Hngr.	35648 Hngr.										

NOT LEGAL FOR SALE IN STATE OF CALIFORNIA  
IN NEW YORK STATE, CONVERTERS LISTED ARE LEGAL FOR FEDERAL/EPA EMISSION VEHICLES ONLY

◆ If welded assembly, replace all required parts.  
# Modifications and/or additional parts required.  
37 Fits All Emissions Vehicles.

569 Single Outlet Muffler replaces Dual Outlet Muffler. Right Hand Tail Pipe not required.  
576 For installation instructions and additional parts required, see the Cross Reference Chart in the Master Catalog.

GENERAL INFORMATION

PASSENGER CAR

LIGHT TRUCK

MUFFLER SPECS.

OPTIONAL MUFFLERS

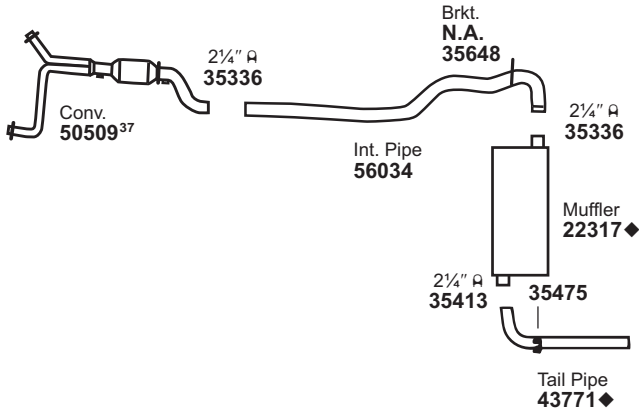
CONVERTER SPECS.

ACCESSORIES

FOOTNOTES

# CHEVROLET Camaro

(10449) 1995 6 CYL. CAMARO w/3.8L ENG.

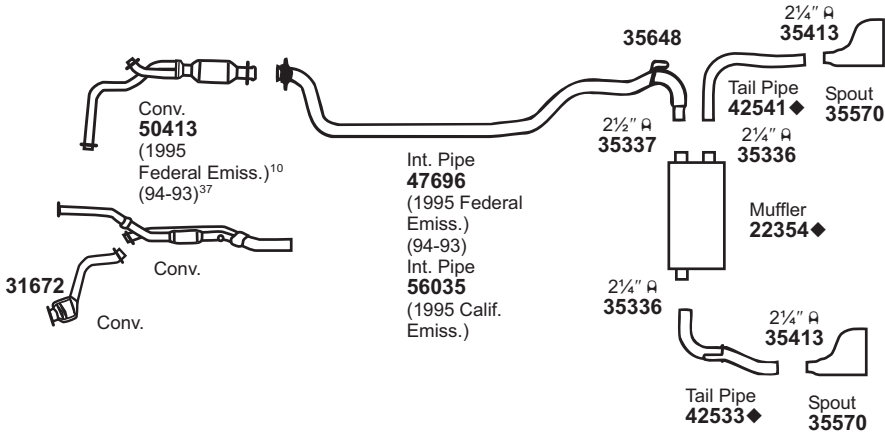


For 22317: SoundFX 18235  
Super Turbo 17732#  
For 50509: Univ. Conv. 93303#

Tru-Fit 18141

Univ. SoundFX 17843

(10450) 1995-93 8 CYL. CAMARO w/5.7L ENG.



For 22354: SoundFX 18375  
Ultra Flo SS 17556<sup>576</sup>  
For 50413: Univ. Conv. 15043#

Tru-Fit 18119<sup>569</sup>

Univ. SoundFX 17836#

31672 Gskt. 	35475 Hngr. 	35648 Hngr. 											
--------------------	--------------------	--------------------	--	--	--	--	--	--	--	--	--	--	--

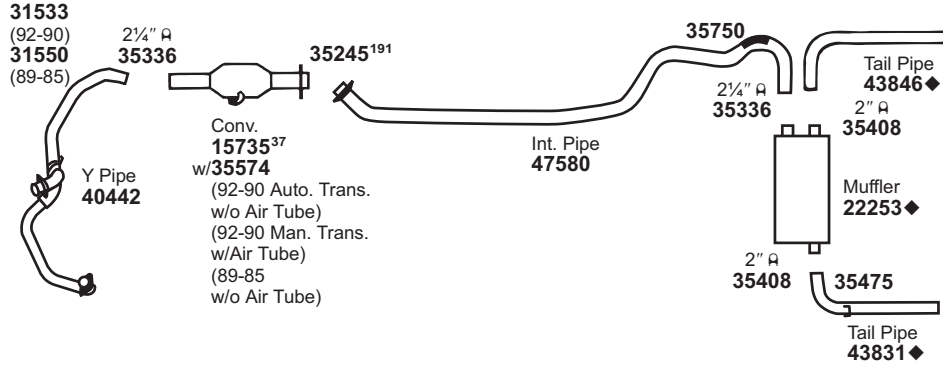
NOT LEGAL FOR SALE IN STATE OF CALIFORNIA  
IN NEW YORK STATE, CONVERTERS LISTED ARE LEGAL FOR FEDERAL/EPA EMISSION VEHICLES ONLY

- ◆ If welded assembly, replace all required parts.
- # Modifications and/or additional parts required.
- 10 Fits Federal/EPA Emission Vehicles.
- 37 Fits All Emissions Vehicles.

- 569 Single Outlet Muffler replaces Dual Outlet Muffler. Right Hand Tail Pipe not required.
- 576 For installation instructions and additional parts required, see the Cross Reference Chart in the Master Catalog.

# CHEVROLET Camaro

(10451) 1992-90 V6 CYL. CAMARO w/3.1L ENG.  
1989-85 V6 CYL. CAMARO w/2.8L ENG.



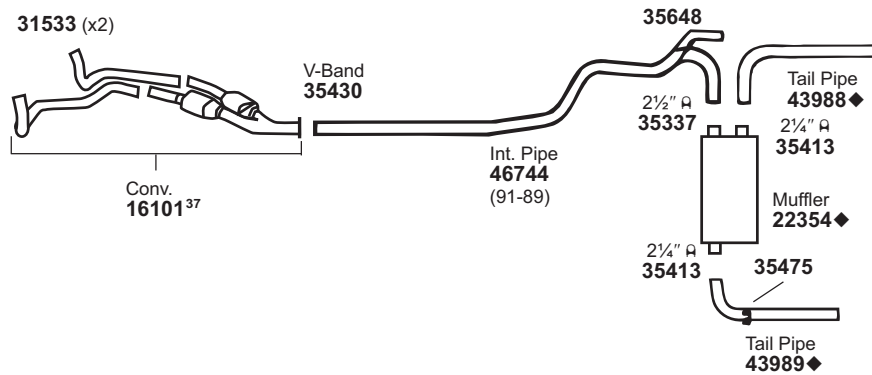
**DYNOMAX** SYSTEM AVAILABLE, See DynoMax Catalog

For 15735: Univ. Conv. 15032#  
For 22253: SoundFX 18232

Tru-Fit 18104

Univ. SoundFX 17836

(10452) 1992-89 8 CYL. CAMARO w/5.0L ENG. w/TPI ENG., CODE F, w/DUAL CONVERTERS  
1992-89 8 CYL. CAMARO w/5.7L ENG., CODE 8, w/DUAL CONVERTERS



**DYNOMAX** SYSTEM AVAILABLE, See DynoMax Catalog

For 22354: SoundFX 18375  
Ultra Flo SS 17556<sup>576</sup>

Tru-Fit 18119<sup>569</sup>

Univ. SoundFX 17836#

31533 Gskt.	31550 Gskt.	35245 Hngr.	35475 Hngr.	35648 Hngr.	35750 Insl.								

NOT LEGAL FOR SALE IN STATE OF CALIFORNIA  
IN NEW YORK STATE, CONVERTERS LISTED ARE LEGAL FOR FEDERAL/EPA EMISSION VEHICLES ONLY

- ◆ If welded assembly, replace all required parts.
- # Modifications and/or additional parts required.
- 37 Fits All Emissions Vehicles.
- 191 Requires drilling out Rivet in Bracket attached to Vehicle.

- 569 Single Outlet Muffler replaces Dual Outlet Muffler. Right Hand Tail Pipe not required.
- 576 For installation instructions and additional parts required, see the Cross Reference Chart in the Master Catalog.

GENERAL INFORMATION

PASSENGER CAR

LIGHT TRUCK

MUFFLER SPECS.

OPTIONAL MUFFLERS

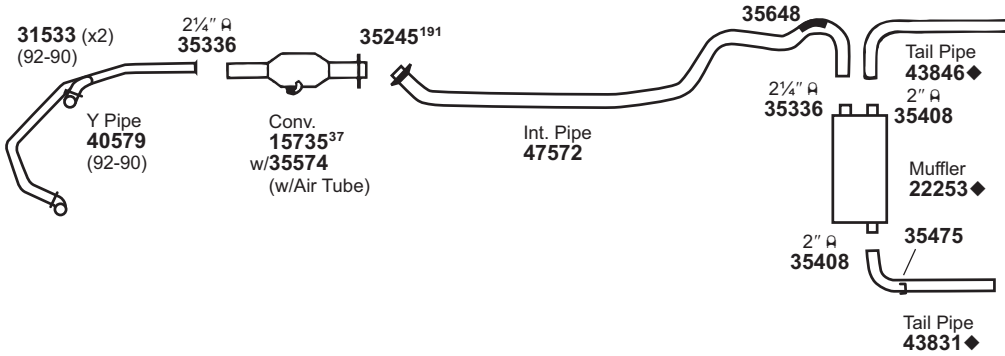
CONVERTER SPECS.

ACCESSORIES

FOOTNOTES

# CHEVROLET Camaro

(10453) 1992-91 8 CYL. CAMARO w/5.0L ENG., CODES E, F, SINGLE CONVERTER  
 1990-88 8 CYL. CAMARO w/5.0L EFI ENG., CODE E (EXC. HIGH OUTPUT),  
 SINGLE CONVERTER



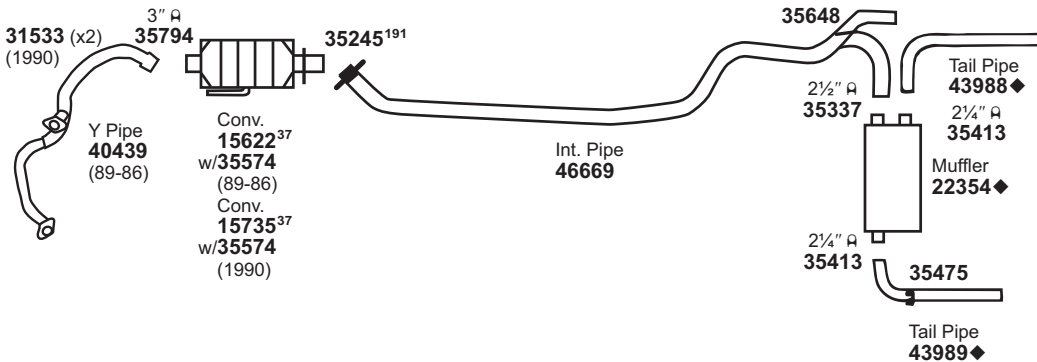
**DYNOMAX** SYSTEM AVAILABLE, See DynoMax Catalog

For 15735: Univ. Conv. 15032#  
 For 22253: SoundFX 18232

Tru-Fit 18104

Univ. SoundFX 17836

(10454) 1990-86 8 CYL. CAMARO w/5.0L w/HIGH OUTPUT ENG., CODE F  
 w/SINGLE CONVERTER



**DYNOMAX** SYSTEM AVAILABLE, See DynoMax Catalog

For 15622: Univ. Conv. 15043#  
 For 15735: Univ. Conv. 15032#  
 For 22354: SoundFX 18375  
 Ultra Flo SS 17556<sup>576</sup>

Tru-Fit 18119<sup>569</sup>

Univ. SoundFX 17836#

31533 Gskt.	35245 Hngr.	35475 Hngr.	35648 Hngr.									

**NOT LEGAL FOR SALE IN STATE OF CALIFORNIA  
 IN NEW YORK STATE, CONVERTERS LISTED ARE LEGAL FOR FEDERAL/EPA EMISSION VEHICLES ONLY**

◆ If welded assembly, replace all required parts.  
 # Modifications and/or additional parts required.  
 37 Fits All Emissions Vehicles.

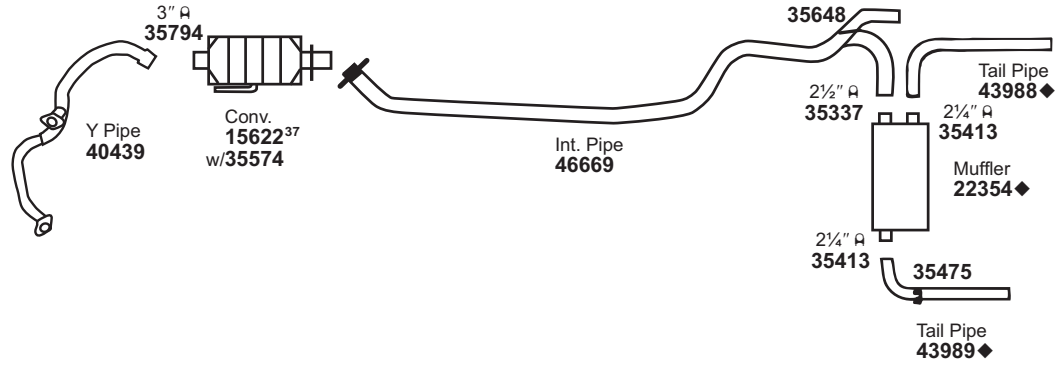
569 Single Outlet Muffler replaces Dual Outlet Muffler. Right Hand Tail Pipe not required.

576 For installation instructions and additional parts required, see the Cross Reference Chart in the Master Catalog.

178 191 Requires drilling out Rivet in Bracket attached to Vehicle.

# CHEVROLET Camaro

(10455) 1989-87 8 CYL. CAMARO w/5.7L ENG. w/EFI ENG., CODE 8, SINGLE CONVERTER



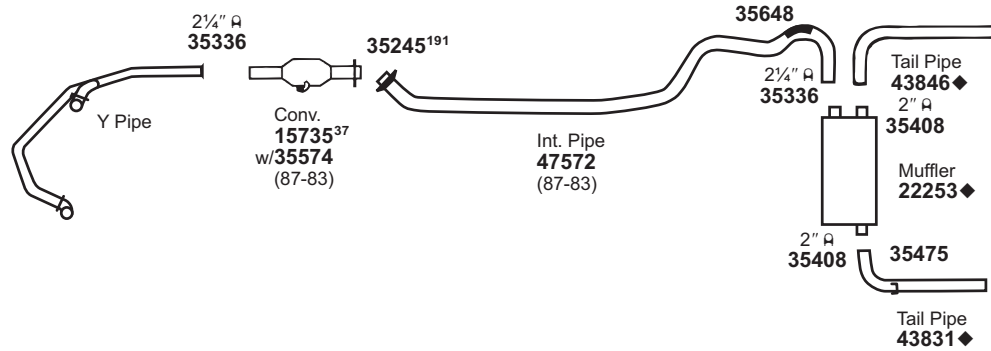
**DYNOMAX** SYSTEM AVAILABLE, See DynoMax Catalog

For 15622: Univ. Conv. 15043#  
 For 22354: SoundFX 18375  
 Ultra Flo SS 17556<sup>576</sup>

Tru-Fit 18119<sup>569</sup>

Univ. SoundFX 17836#


(10456) 1987-82 8 CYL. CAMARO w/5.0L 4BBL ENG., CODE H (EXC. HIGH OUTPUT)



For 15735: Univ. Conv. 15032#  
 For 22253: SoundFX 18232

Tru-Fit 18104

Univ. SoundFX 17836

35245 Hngr. 	35475 Hngr. 	35648 Hngr. 																		
---	---	---	--	--	--	--	--	--	--	--	--	--	--	--	--	--	--	--	--	--

**NOT LEGAL FOR SALE IN STATE OF CALIFORNIA  
 IN NEW YORK STATE, CONVERTERS LISTED ARE LEGAL FOR FEDERAL/EPA EMISSION VEHICLES ONLY**

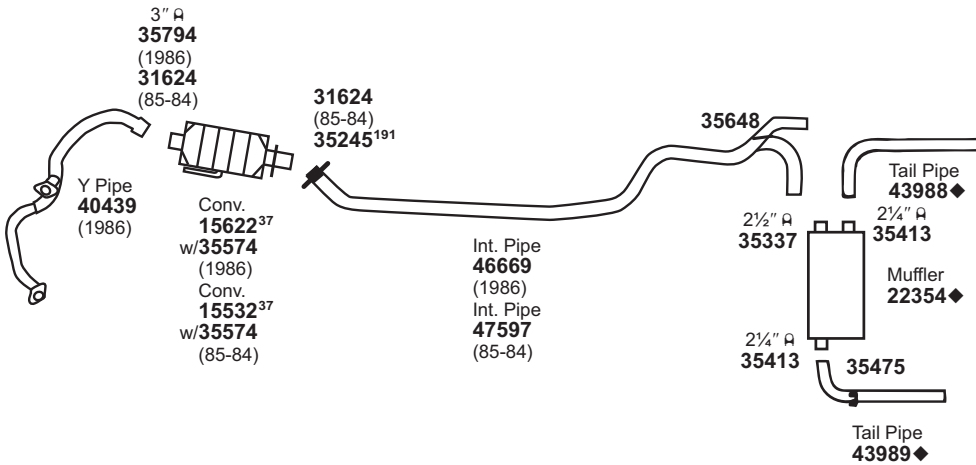
◆ If welded assembly, replace all required parts.  
 # Modifications and/or additional parts required.  
 37 Fits All Emissions Vehicles.  
 191 Requires drilling out Rivet in Bracket attached to Vehicle.

569 Single Outlet Muffler replaces Dual Outlet Muffler. Right Hand Tail Pipe not required.  
 576 For installation instructions and additional parts required, see the Cross Reference Chart in the Master Catalog.

- GENERAL INFORMATION
- PASSENGER CAR
- LIGHT TRUCK
- MUFFLER SPECS.
- OPTIONAL MUFFLERS
- CONVERTER SPECS.
- ACCESSORIES
- FOOTNOTES

# CHEVROLET Camaro

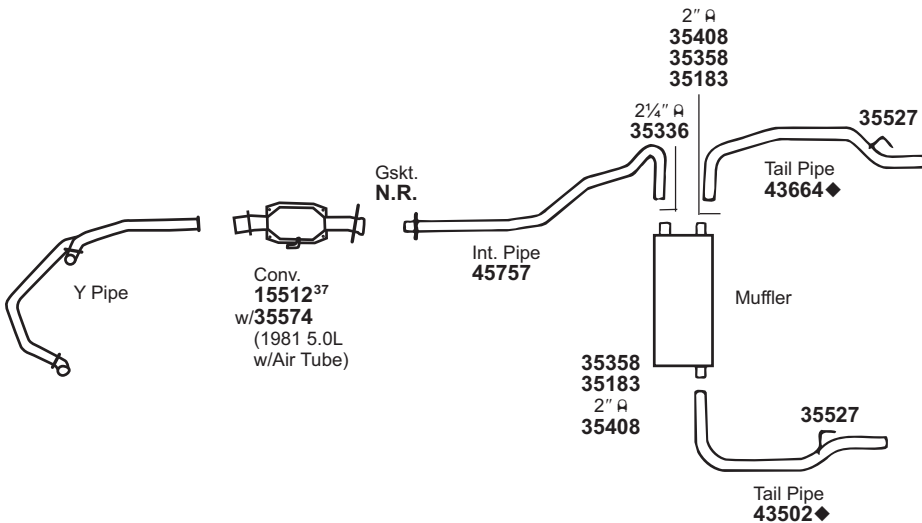
(10457)	1986	8 CYL.	CAMARO w/5.0L 4 BBL, ENG. CODE G, HIGH OUPUT
	1985	8 CYL.	CAMARO w/5.0L 4 BBL, ENG. CODES F & G, HIGH OUTPUT
	1984	8 CYL.	CAMARO w/5.0L 4BBL, HIGH OUTPUT



**DYNOMAX** SYSTEM AVAILABLE, See DynoMax Catalog

For 15532: Univ. Conv. 15033#  
 For 15622: Univ. Conv. 15043#  
 For 22354: SoundFX 18375      Tru-Fit 18119<sup>569</sup>      Univ. SoundFX 17836#  
 Ultra Flo SS 17556<sup>576</sup>

(10458)	1981-80	8 CYL.	CAMARO w/5.0L (305 C.I.D.) ENG., 4BBL (EXC. Z-28), SINGLE EXHAUST
	1980	8 CYL.	CAMARO w/4.4L (267 C.I.D.) ENG., SINGLE EXHAUST



For 15512: Univ. Conv. 15032#

31624 Gskt. 	35183 Insl. 	35245 Hngr. 	35358 Brkt. 	35475 Hngr. 	35527 Hngr. 	35648 Hngr. 								
--------------------	--------------------	--------------------	--------------------	--------------------	--------------------	--------------------	--	--	--	--	--	--	--	--

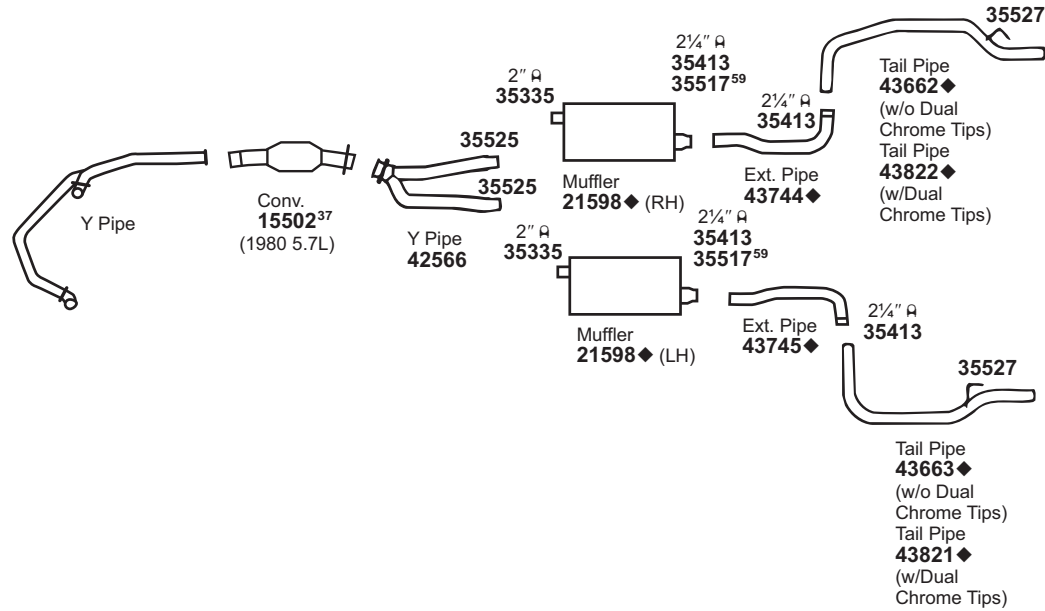
**NOT LEGAL FOR SALE IN STATE OF CALIFORNIA  
 IN NEW YORK STATE, CONVERTERS LISTED ARE LEGAL FOR FEDERAL/EPA EMISSION VEHICLES ONLY**

- $\blacklozenge$  If welded assembly, replace all required parts.
- # Modifications and/or additional parts required.
- <sup>37</sup> Fits All Emissions Vehicles.

- <sup>569</sup> Single Outlet Muffler replaces Dual Outlet Muffler. Right Hand Tail Pipe not required.
- <sup>576</sup> For installation instructions and additional parts required, see the Cross Reference Chart in the Master Catalog.

# CHEVROLET Camaro

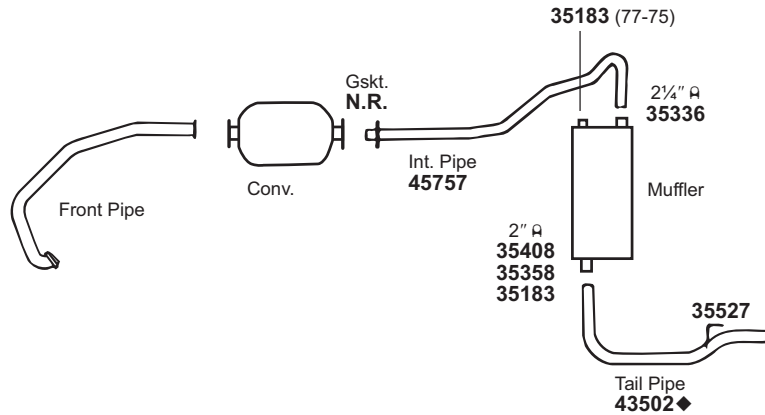
(10459) 1981-80 8 CYL. CAMARO Z-28 MODELS w/5.0L (305 C.I.D.), 5.7L (350 C.I.D.) ENG., 4BBL, DUAL EXHAUST



**DYNOMAX** SYSTEM AVAILABLE, See DynoMax Catalog

For 15502: Univ. Conv. 15038#

(10460) 1979-75 6 CYL. CAMARO w/4.1L (250 C.I.D.) ENG.



35183 Insl.	35358 Brkt.	35517 Hngr.	35525 Hngr.	35527 Hngr.															

NOT LEGAL FOR SALE IN STATE OF CALIFORNIA  
IN NEW YORK STATE, CONVERTERS LISTED ARE LEGAL FOR FEDERAL/EPA EMISSION VEHICLES ONLY

◆ If welded assembly, replace all required parts.  
# Modifications and/or additional parts required.

37 Fits All Emissions Vehicles.  
59 Also available 35209 Universal Hanger.

GENERAL INFORMATION

PASSENGER CAR

LIGHT TRUCK

MUFFLER SPECS.

OPTIONAL MUFFLERS

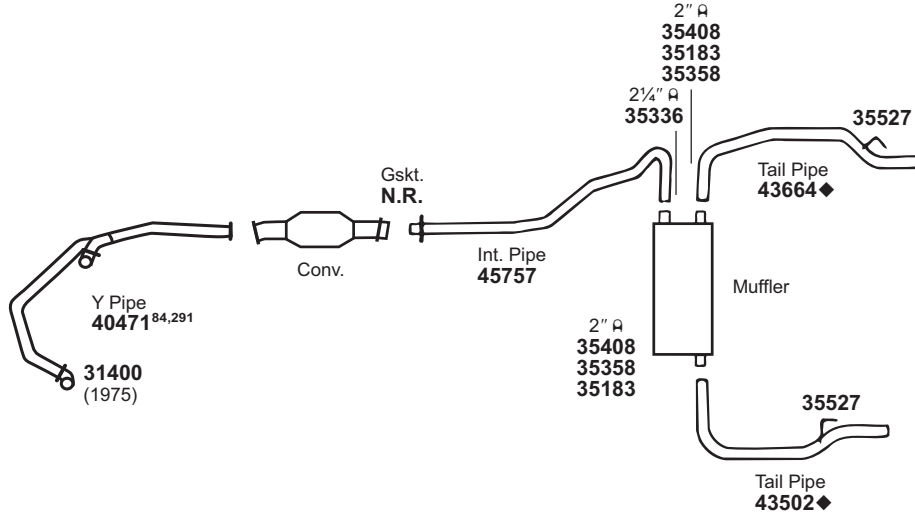
CONVERTER SPECS.

ACCESSORIES

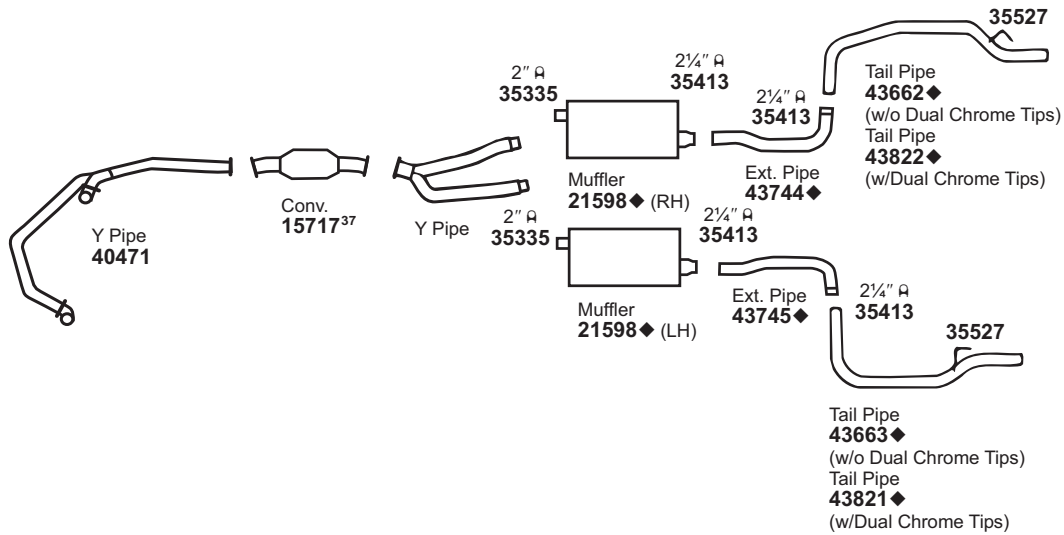
FOOTNOTES

# CHEVROLET Camaro

(10461) 1979-75 8 CYL. CAMARO w/5.0L (305 C.I.D.), 5.7L (350 C.I.D.) ENG. (EXC. Z-28), SINGLE EXHAUST



(10462) 1979-77 8 CYL. CAMARO Z-28 MODELS w/5.7L (350 C.I.D.) ENG., DUAL EXHAUST



**DYNOMAX** SYSTEM AVAILABLE, See DynoMax Catalog

For 15717: Univ. Conv. 15037#

31400 Gskt.	35183 Insl.	35358 Brkt.	35527 Hngr.																

NOT LEGAL FOR SALE IN STATE OF CALIFORNIA  
IN NEW YORK STATE, CONVERTERS LISTED ARE LEGAL FOR FEDERAL/EPA EMISSION VEHICLES ONLY

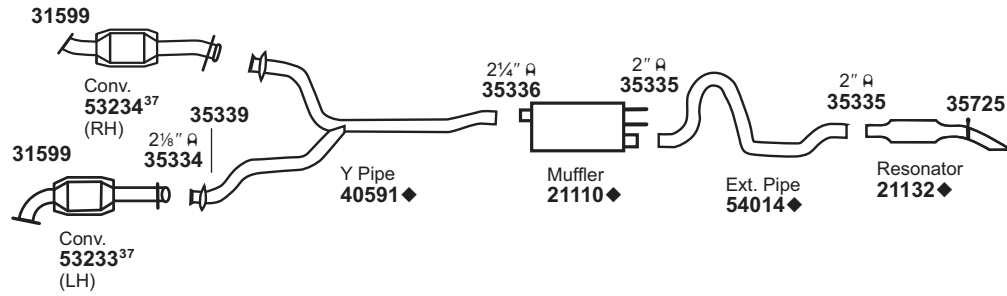
◆ If welded assembly, replace all required parts.  
# Modifications and/or additional parts required.  
182 37 Fits All Emissions Vehicles.

84 Exc. 1975-76 Calif.  
291 Exc. 1975-76 350 C.I.D. 4BBL Carb.



# CHEVROLET Caprice

(10463) 1996 8 CYL. CAPRICE SEDAN w/4.3L, 5.7L ENG., SINGLE EXHAUST



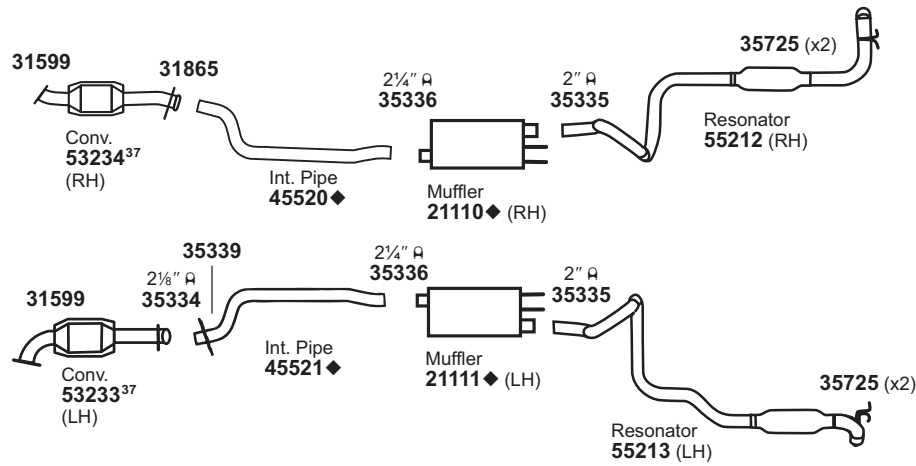
For 21110: SoundFX 18598                      Univ. SoundFX 17846#                      Super Turbo 17732#  
 For 53233: Univ. Conv. 15038#  
 For 53234: Univ. Conv. 15038#

GENERAL INFORMATION

PASSENGER CAR

LIGHT TRUCK

(10464) 1996 8 CYL. CAPRICE CLASSIC WAGON w/5.7L ENG., DUAL EXHAUST



For 21110: SoundFX 18598                      Univ. SoundFX 17846#                      Super Turbo 17732#  
 For 21111: SoundFX 18599                      Univ. SoundFX 17846#                      Super Turbo 17732#  
 For 53233: Univ. Conv. 15038#  
 For 53234: Univ. Conv. 15038#

**DYNOMAX** SYSTEM AVAILABLE, See DynoMax Catalog

MUFFLER SPECS.

OPTIONAL MUFFLERS

CONVERTER SPECS.

ACCESSORIES

FOOTNOTES

31599 Gskt. 	31865 Fling. 	35339 Brkt. 	35725 Insl. 																	
--------------------	---------------------	--------------------	--------------------	--	--	--	--	--	--	--	--	--	--	--	--	--	--	--	--	--

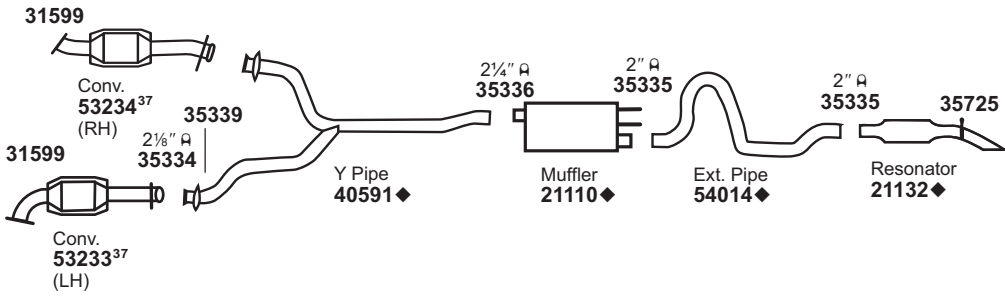
NOT LEGAL FOR SALE IN STATE OF CALIFORNIA  
 IN NEW YORK STATE, CONVERTERS LISTED ARE LEGAL FOR FEDERAL/EPA EMISSION VEHICLES ONLY

◆ If welded assembly, replace all required parts.  
 # Modifications and/or additional parts required.

37 Fits All Emissions Vehicles.

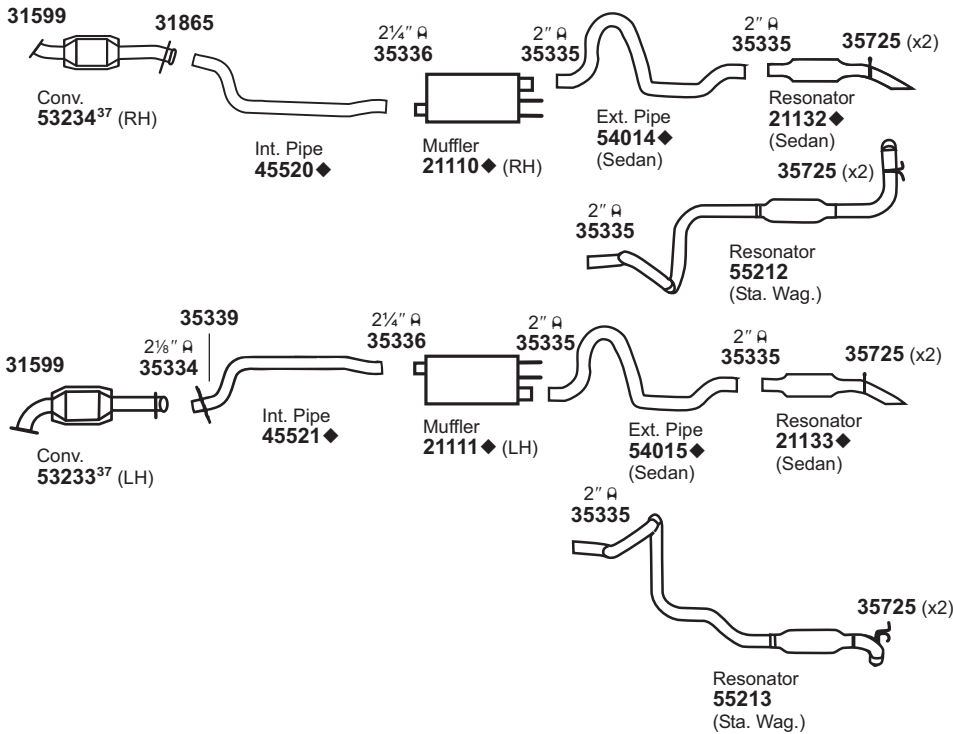
# CHEVROLET Caprice

(10465) 1995-94 8 CYL. CAPRICE SEDAN w/4.3L, 5.7L ENG., SINGLE EXHAUST



For 21110: SoundFX 18598                      Univ. SoundFX 17846#                      Super Turbo 17732#  
 For 53233: Univ. Conv. 15038#  
 For 53234: Univ. Conv. 15038#

(10466) 1995-94 8 CYL. CAPRICE SEDAN, CLASSIC WAGON w/5.7L ENG., DUAL EXHAUST



For 21110: SoundFX 18598                      Univ. SoundFX 17846#                      Super Turbo 17732#  
 For 21111: SoundFX 18599                      Univ. SoundFX 17846#                      Super Turbo 17732#  
 For 53233: Univ. Conv. 15038#  
 For 53234: Univ. Conv. 15038#

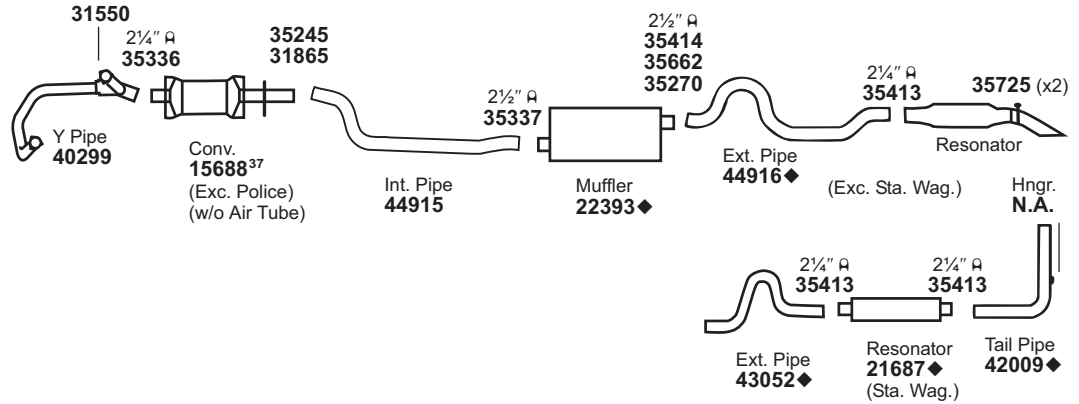
**DYNOMAX** SYSTEM AVAILABLE, See DynoMax Catalog

31599 Gskt.	31865 Flng.	35339 Brkt.	35725 Insl.																

NOT LEGAL FOR SALE IN STATE OF CALIFORNIA  
 IN NEW YORK STATE, CONVERTERS LISTED ARE LEGAL FOR FEDERAL/EPA EMISSION VEHICLES ONLY

# CHEVROLET Caprice

(10467) 1993 8 CYL. CAPRICE w/5.0L ENG.

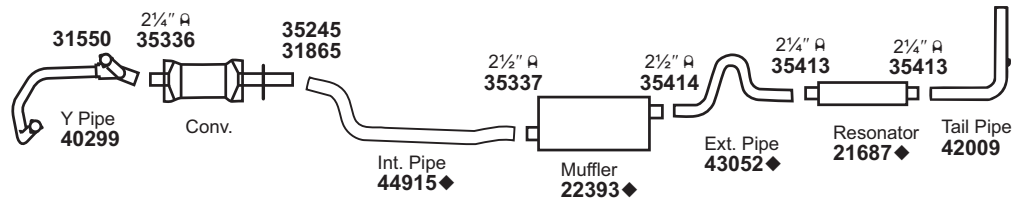


For 15688: Univ. Conv. 15041#  
 For 21687: Univ. SoundFX 17812#  
 For 22393: SoundFX 18339  
 Super Turbo 17734#

Tru-Fit 18175  
 Ultra Flo SS 17258<sup>576</sup>

Univ. SoundFX 17843#

(10468) 1993-92 8 CYL. CAPRICE STATION WAGON w/5.7L ENG.

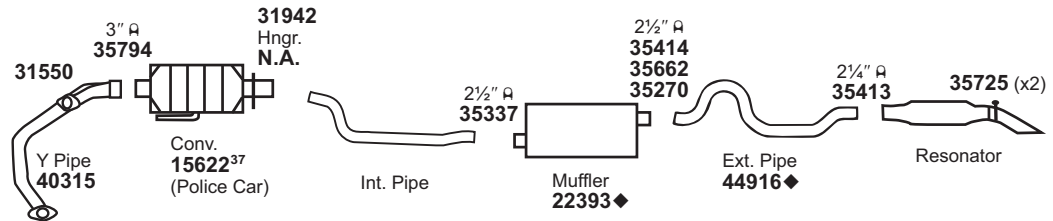


For 21687: Univ. SoundFX 17812#  
 For 22393: SoundFX 18339  
 Super Turbo 17734#

Tru-Fit 18175  
 Ultra Flo SS 17258<sup>576</sup>

Univ. SoundFX 17843#

(10469) 1993 8 CYL. CAPRICE SEDAN, POLICE CAR w/5.7L ENG.



For 15622: Univ. Conv. 15043#  
 For 22393: SoundFX 18339  
 Super Turbo 17734#

Tru-Fit 18175  
 Ultra Flo SS 17258<sup>576</sup>

Univ. SoundFX 17843#

31550 Gskt.	31865 Fling.	31942 Fling.	35245 Hngr.	35270 Hngr.	35662 Brkt.	35725 Insl.							

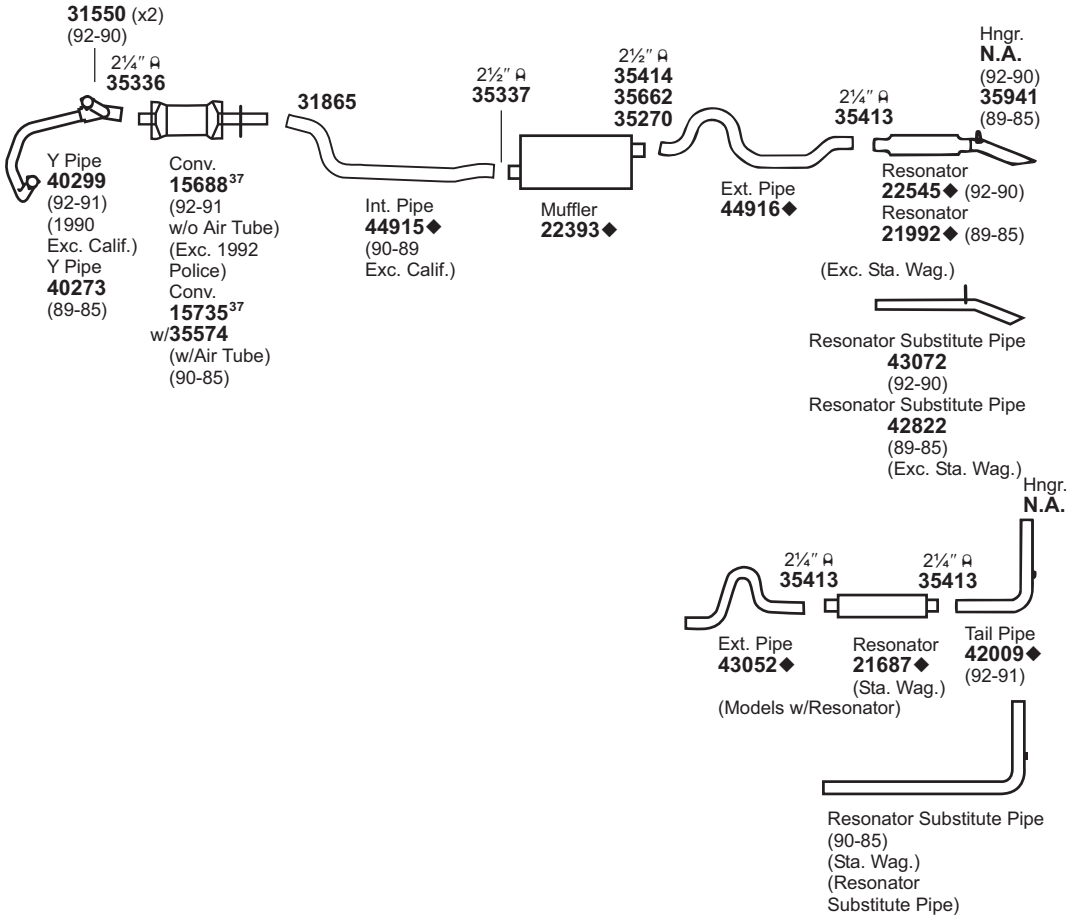
NOT LEGAL FOR SALE IN STATE OF CALIFORNIA  
 IN NEW YORK STATE, CONVERTERS LISTED ARE LEGAL FOR FEDERAL/EPA EMISSION VEHICLES ONLY

◆ If welded assembly, replace all required parts.  
 # Modifications and/or additional parts required.  
 37 Fits All Emissions Vehicles.

576 For installation instructions and additional parts required, see the Cross Reference Chart in the Master Catalog.

# CHEVROLET Caprice

(10470) 1992-85 8 CYL. CAPRICE w/5.0L ENG.



For 15688: Univ. Conv. 15041#  
 For 15735: Univ. Conv. 15032#  
 For 21687: Univ. SoundFX 17812#  
 For 21992: SoundFX 18352  
 For 22393: SoundFX 18339  
 Super Turbo 17734#  
 For 22545: SoundFX 18380

Univ. SoundFX 17852#  
 Tru-Fit 18175  
 Ultra Flo SS 17258<sup>576</sup>

Glasspack 24069<sup>545</sup>  
 Univ. SoundFX 17843#

31550 Gskt.	31865 Fling.	35270 Hngr.	35662 Brkt.	35941 Hngr.															

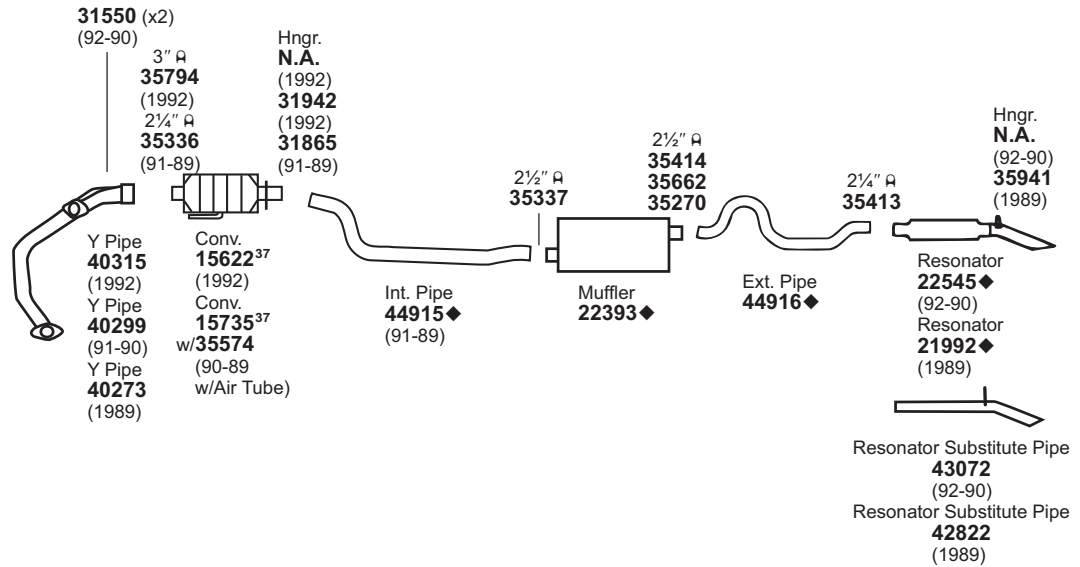
NOT LEGAL FOR SALE IN STATE OF CALIFORNIA  
 IN NEW YORK STATE, CONVERTERS LISTED ARE LEGAL FOR FEDERAL/EPA EMISSION VEHICLES ONLY

♦ If welded assembly, replace all required parts.  
 # Modifications and/or additional parts required.  
 186 37 Fits All Emissions Vehicles.

545 Requires 35003 Bracket & 41206 Spout on Outlet.  
 576 For installation instructions and additional parts required, see the Cross Reference Chart in the Master Catalog.

# CHEVROLET Caprice

(10471) 1992-89 8 CYL. CAPRICE POLICE CAR w/5.7L ENG.



For 15622: Univ. Conv. 15043#  
 For 15735: Univ. Conv. 15032#  
 For 21992: SoundFX 18352  
 For 22393: SoundFX 18339  
 Super Turbo 17734#  
 For 22545: SoundFX 18380

Univ. SoundFX 17852#  
 Tru-Fit 18175  
 Ultra Flo SS 17258<sup>576</sup>

Glasspack 24069<sup>545</sup>  
 Univ. SoundFX 17843#

GENERAL INFORMATION

PASSENGER CAR

LIGHT TRUCK

MUFFLER SPECS.

OPTIONAL MUFFLERS

CONVERTER SPECS.

ACCESSORIES

FOOTNOTES

31550 Gskt.	31865 Fling.	31942 Fling.	35270 Hngr.	35662 Brkt.	35941 Hngr.								

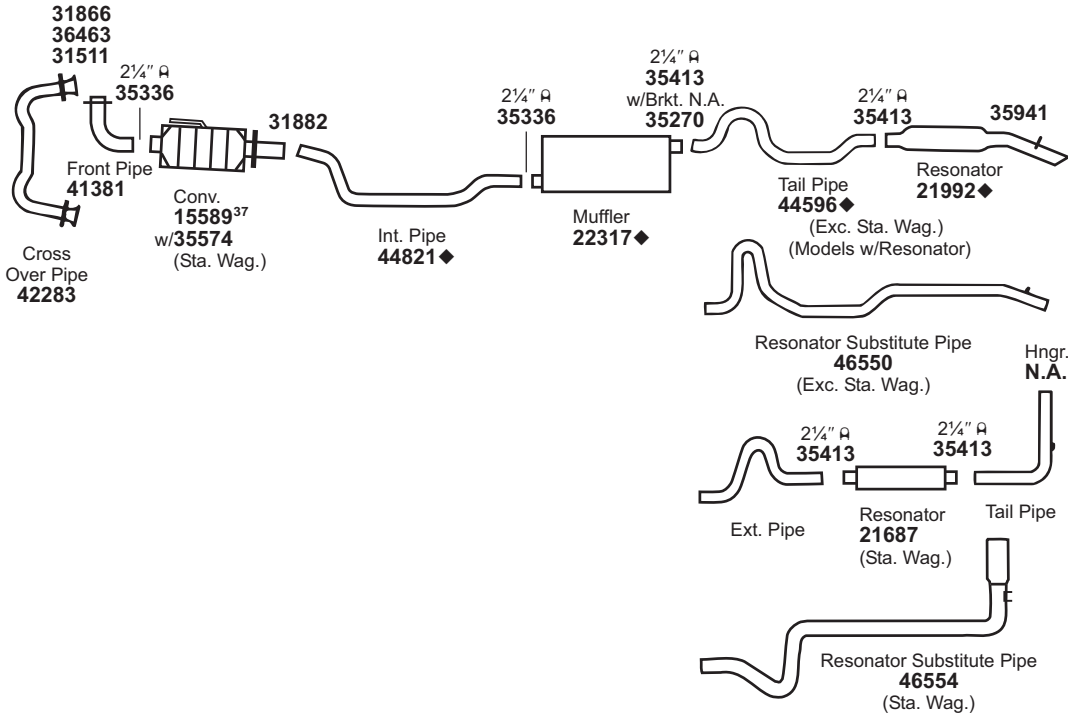
NOT LEGAL FOR SALE IN STATE OF CALIFORNIA  
 IN NEW YORK STATE, CONVERTERS LISTED ARE LEGAL FOR FEDERAL/EPA EMISSION VEHICLES ONLY

♦ If welded assembly, replace all required parts.  
 # Modifications and/or additional parts required.  
 37 Fits All Emissions Vehicles.

545 Requires 35003 Bracket & 41206 Spout on Outlet.  
 576 For installation instructions and additional parts required, see the Cross Reference Chart in the Master Catalog.

# CHEVROLET Caprice

(10472) 1990-86 8 CYL. CAPRICE w/5.0L ENG. CODE Y

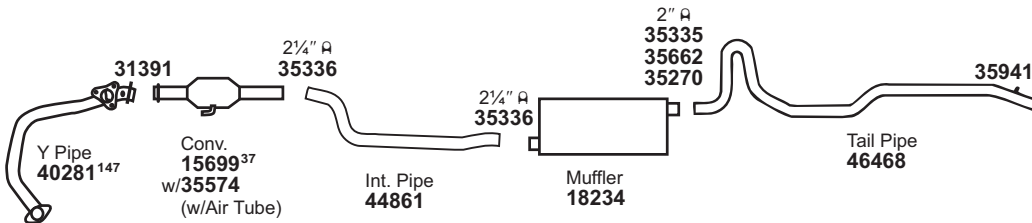


For 15589: Univ. Conv. 15041#  
For 21687: Univ. SoundFX 17812#  
For 21992: SoundFX 18352  
For 22317: SoundFX 18235  
Super Turbo 17732#

Univ. SoundFX 17852#  
Tru-Fit 18141

Glasspack 24069<sup>545</sup>  
Univ. SoundFX 17843

(10473) 1988-85 6 CYL. CAPRICE w/4.3L ENG.



For 15699: Univ. Conv. 15032#  
For 18234: Tru-Fit 18172

Univ. SoundFX 17846

Super Turbo 17732#

31391 Gskt.	31511 Gskt.	31866 Fing.	31882 Fing.	35270 Hngr.	35662 Brkt.	35941 Hngr.	36463 Sprgs.										

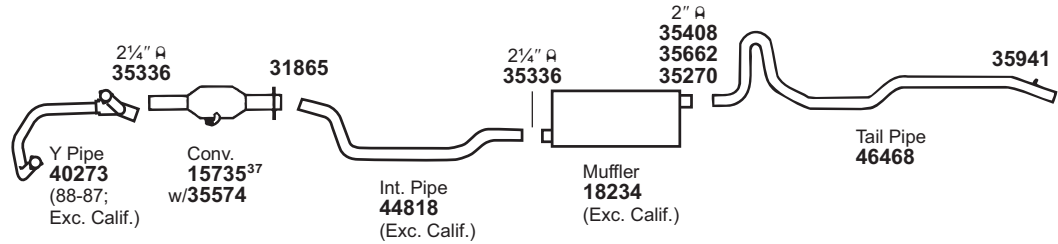
NOT LEGAL FOR SALE IN STATE OF CALIFORNIA  
IN NEW YORK STATE, CONVERTERS LISTED ARE LEGAL FOR FEDERAL/EPA EMISSION VEHICLES ONLY

◆ If welded assembly, replace all required parts.  
# Modifications and/or additional parts required.  
188 37 Fits All Emissions Vehicles.

147 If sensor installation required, drill 1/2" hole in Pipe at tap.  
545 Requires 35003 Bracket & 41206 Spout on Outlet.

# CHEVROLET Caprice

(10474) 1988-85 8 CYL. CAPRICE POLICE CAR w/5.7L GAS ENG.

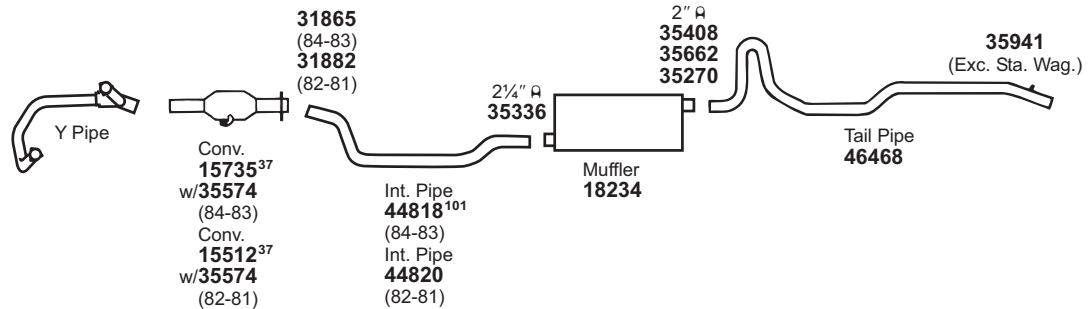


For 15735: Univ. Conv. 15032#  
For 18234: Tru-Fit 18172

Univ. SoundFX 17846

Super Turbo 17732#

(10475) 1984-81 V6 CYL. CAPRICE w/3.8L (229 C.I.D.) ENG. CODE 9 & K

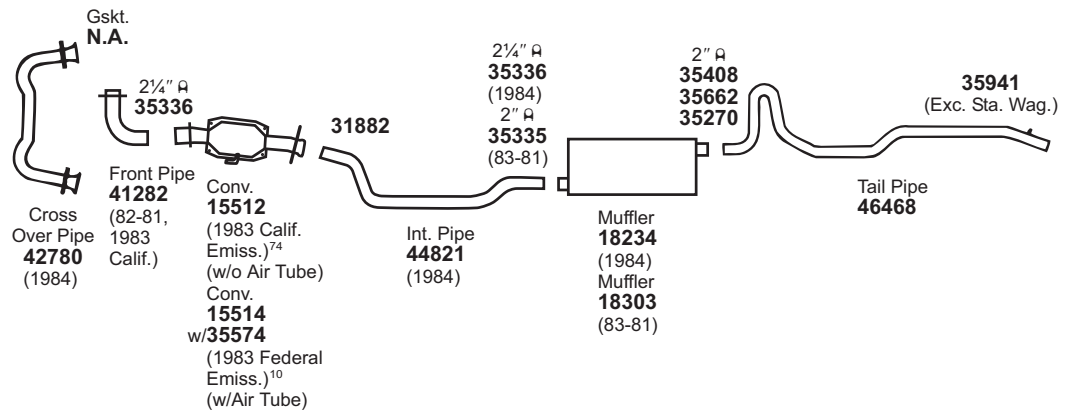


For 15512: Univ. Conv. 15032#  
For 15735: Univ. Conv. 15032#  
For 18234: Tru-Fit 18172

Univ. SoundFX 17846

Super Turbo 17732#

(10476) 1984-81 V6 CYL. CAPRICE w/3.8L (231 C.I.D.) ENG. CODE A



For 15512: Univ. Conv. 15032#  
For 15514: Univ. Conv. 15032#  
For 18234: Tru-Fit 18172  
For 18303: Tru-Fit 18105

Univ. SoundFX 17846  
Univ. SoundFX 17877

Super Turbo 17732#  
Super Turbo 17736#

31865 Fling. 	31882 Fling. 	35270 Hngr. 	35662 Brkt. 	35941 Hngr. 															
---------------------	---------------------	--------------------	--------------------	--------------------	--	--	--	--	--	--	--	--	--	--	--	--	--	--	--

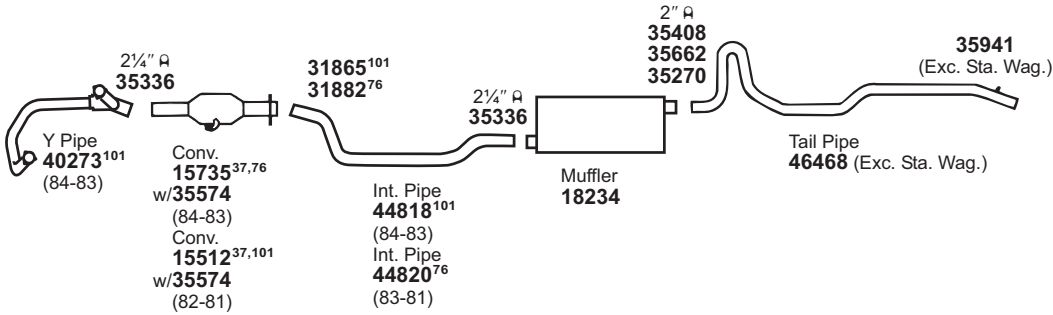
NOT LEGAL FOR SALE IN STATE OF CALIFORNIA  
IN NEW YORK STATE, CONVERTERS LISTED ARE LEGAL FOR FEDERAL/EPA EMISSION VEHICLES ONLY

# Modifications and/or additional parts required.  
10 Fits Federal/EPA Emission Vehicles.  
37 Fits All Emissions Vehicles.

74 Fits California/50 State Emission Vehicles.  
101 W/Dual Bed Monolithic Converter.

# CHEVROLET Caprice

(10477) 1984-81 8 CYL. CAPRICE w/5.0L ENG., 4BBL

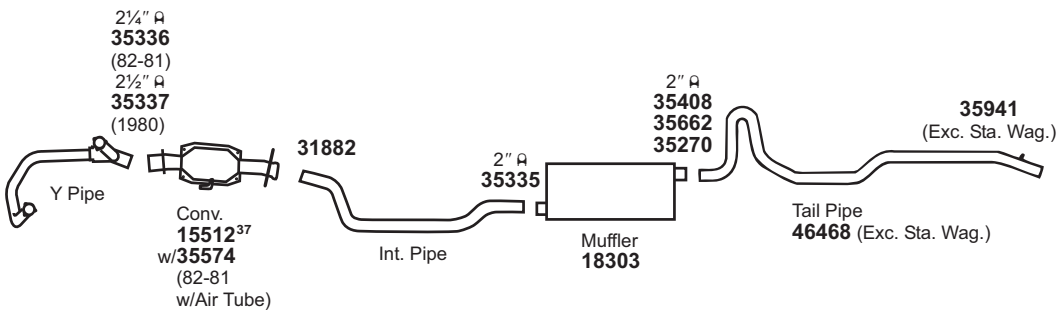


For 15512: Univ. Conv. 15032#  
For 15735: Univ. Conv. 15032#  
For 18234: Tru-Fit 18172

Univ. SoundFX 17846

Super Turbo 17732#

(10478) 1982-80 8 CYL. CAPRICE w/4.4L (267 C.I.D.) ENG.

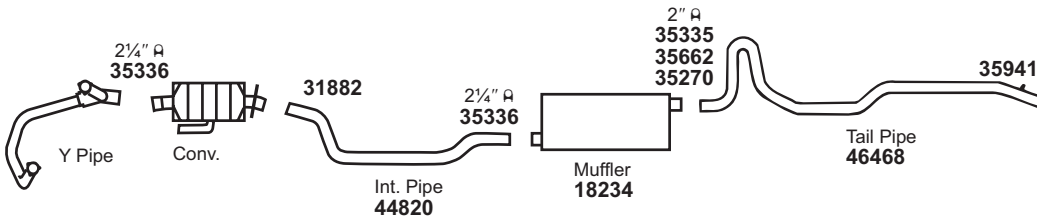


For 15512: Univ. Conv. 15032#  
For 18303: Tru-Fit 18105

Univ. SoundFX 17877

Super Turbo 17736#

(10479) 1981 8 CYL. CAPRICE w/5.7L (350 C.I.D.) GAS ENG.

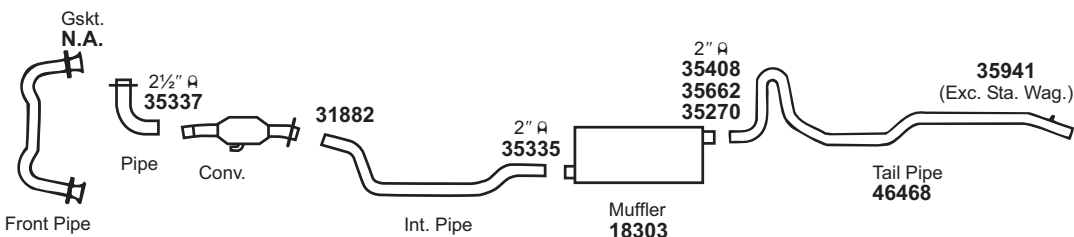


For 18234: Tru-Fit 18172

Univ. SoundFX 17846

Super Turbo 17732#

(10480) 1980 V6 CYL. CAPRICE w/3.8L (231 C.I.D.) ENG.



For 18303: Tru-Fit 18105

Univ. SoundFX 17877

Super Turbo 17736#

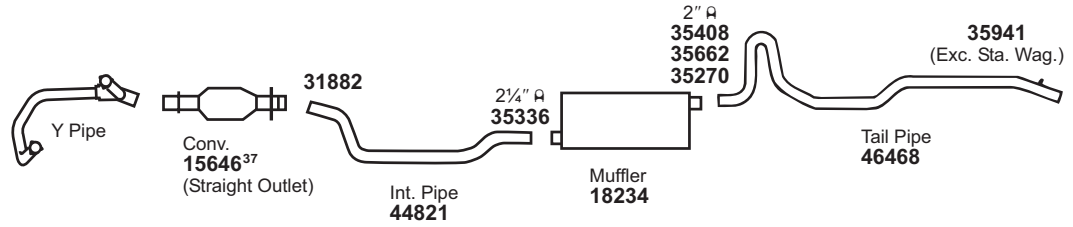
31865 Fing. 	31882 Fing. 	35270 Hngr. 	35662 Brkt. 	35941 Hngr. 															
--------------------	--------------------	--------------------	--------------------	--------------------	--	--	--	--	--	--	--	--	--	--	--	--	--	--	--

NOT LEGAL FOR SALE IN STATE OF CALIFORNIA  
IN NEW YORK STATE, CONVERTERS LISTED ARE LEGAL FOR FEDERAL/EPA EMISSION VEHICLES ONLY



# CHEVROLET Caprice

(10481) 1980 V6 CYL. CAPRICE w/3.8L (229 C.I.D.) ENG.



For 15646: Univ. Conv. 15037#  
For 18234: Tru-Fit 18172

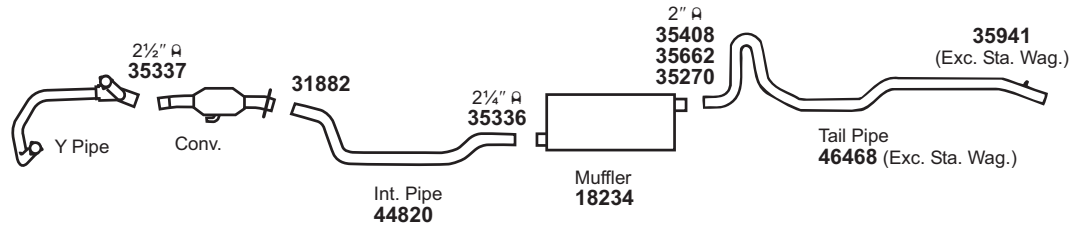
Univ. SoundFX 17846

Super Turbo 17732#

GENERAL INFORMATION

PASSENGER CAR

(10482) 1980 8 CYL. CAPRICE w/5.0L (305 C.I.D.) ENG., 4BBL



For 18234: Tru-Fit 18172

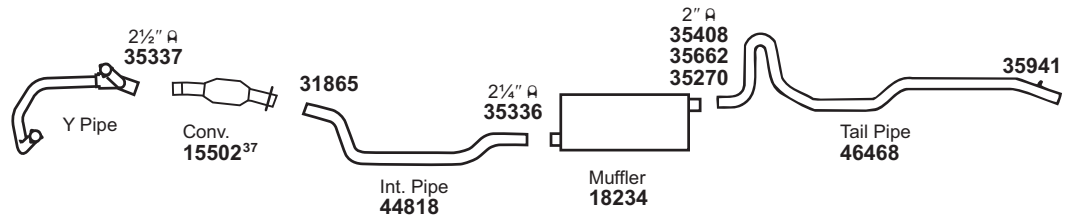
Univ. SoundFX 17846

Super Turbo 17732#

LIGHT TRUCK

MUFFLER SPECS.

(10483) 1980 8 CYL. CAPRICE w/5.7L (350 C.I.D.) ENG., 4BBL (EXC. STATION WAGON)



For 15502: Univ. Conv. 15038#  
For 18234: Tru-Fit 18172

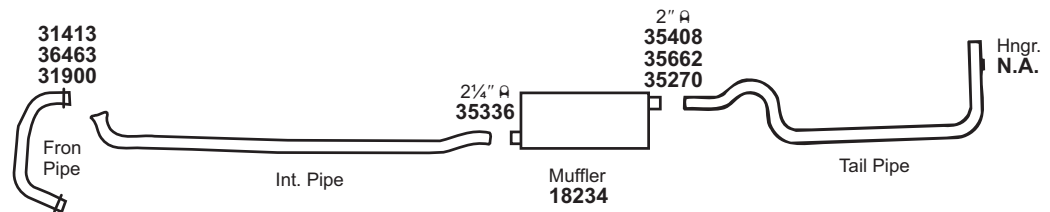
Univ. SoundFX 17846

Super Turbo 17732#

OPTIONAL MUFFLERS

CONVERTER SPECS.

(10484) 1980 8 CYL. CAPRICE STATION WAGON w/5.7L (350 C.I.D.) DIESEL ENG.



For 18234: Tru-Fit 18172

Univ. SoundFX 17846

Super Turbo 17732#

ACCESSORIES

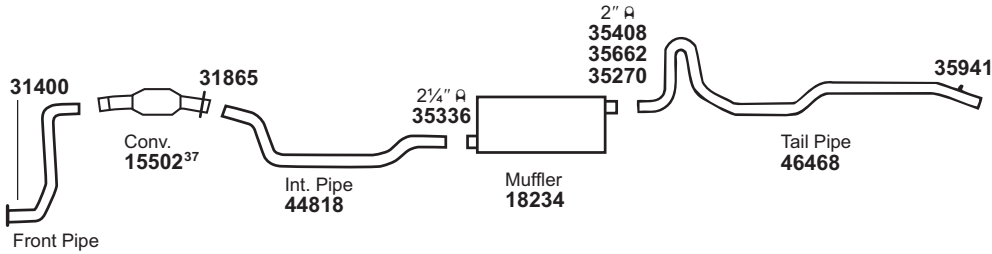
FOOTNOTES

31413 Gskt.	31865 Fling.	31882 Fling.	31900 Fling.	35270 Hngr.	35662 Brkt.	35941 Hngr.	36463 Sprgs.						

NOT LEGAL FOR SALE IN STATE OF CALIFORNIA  
IN NEW YORK STATE, CONVERTERS LISTED ARE LEGAL FOR FEDERAL/EPA EMISSION VEHICLES ONLY

# CHEVROLET Caprice

(10485) 1979-77 6 CYL. CAPRICE w/4.1L (250 C.I.D.) ENG.



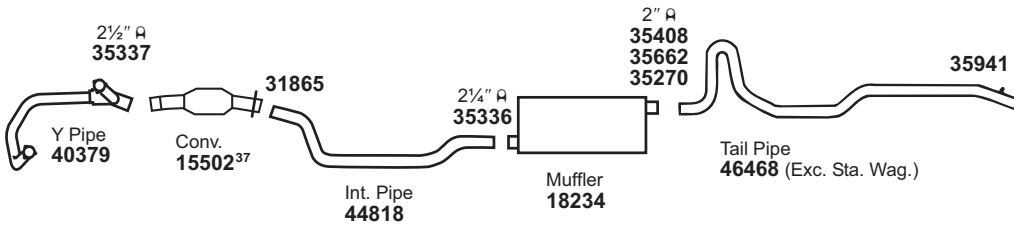
For 15502: Univ. Conv. 15038#

For 18234: Tru-Fit 18172

Univ. SoundFX 17846

Super Turbo 17732#

(10486) 1979-77 8 CYL. CAPRICE w/5.0L (305 C.I.D.) ENG.



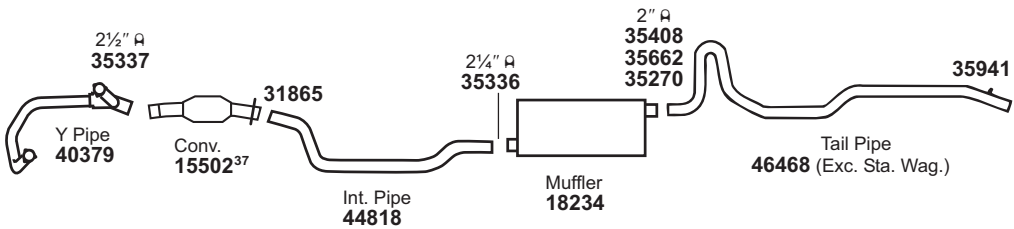
For 15502: Univ. Conv. 15038#

For 18234: Tru-Fit 18172

Univ. SoundFX 17846

Super Turbo 17732#

(10487) 1979-77 8 CYL. CAPRICE w/5.7L (350 C.I.D.) ENG.



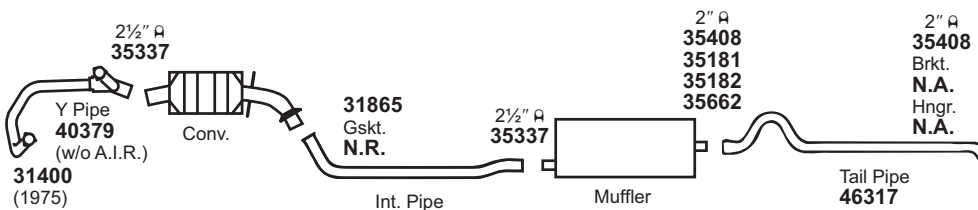
For 15502: Univ. Conv. 15038#

For 18234: Tru-Fit 18172

Univ. SoundFX 17846

Super Turbo 17732#

(10488) 1976-75 8 CYL. CAPRICE w/5.7L (350 C.I.D.) ENG. (EXC. STATION WAGON)

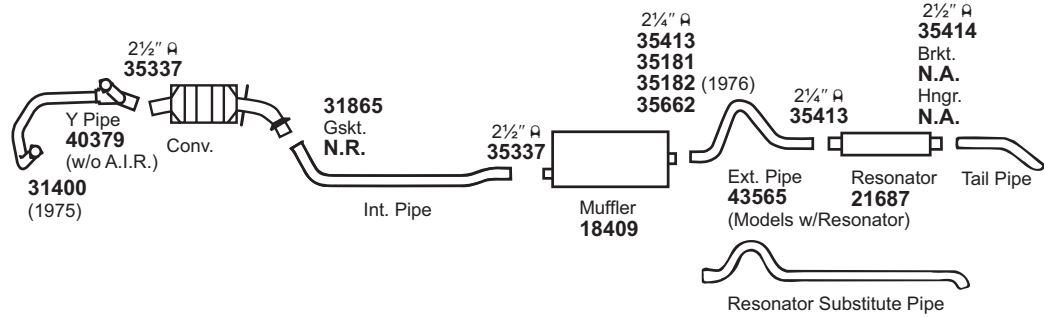


31400 Gskt.	31865 Fling.	35181 Brkt.	35182 Brkt.	35270 Hngr.	35662 Brkt.	35941 Hngr.							

NOT LEGAL FOR SALE IN STATE OF CALIFORNIA  
IN NEW YORK STATE, CONVERTERS LISTED ARE LEGAL FOR FEDERAL/EPA EMISSION VEHICLES ONLY

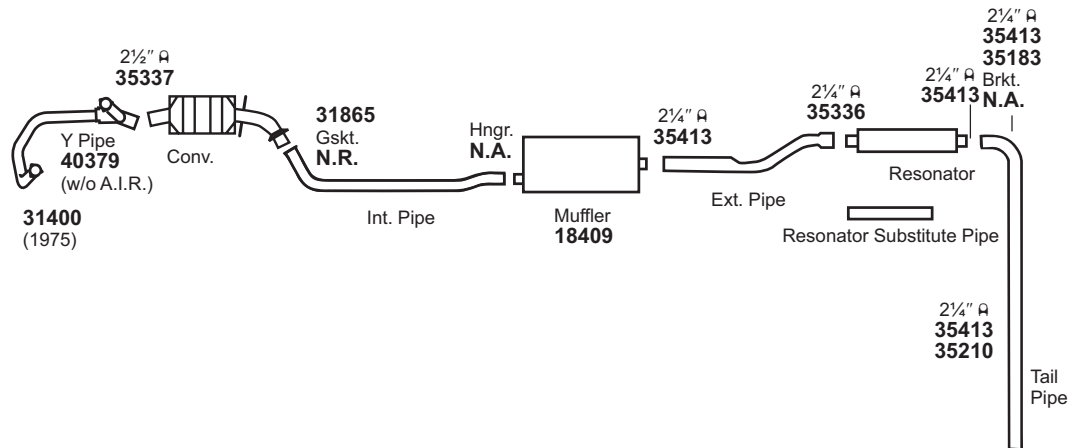
# CHEVROLET Caprice

(10489) 1976-75 8 CYL. CAPRICE w/6.6L (400 C.I.D.) ENG. (EXC. STATION WAGON)



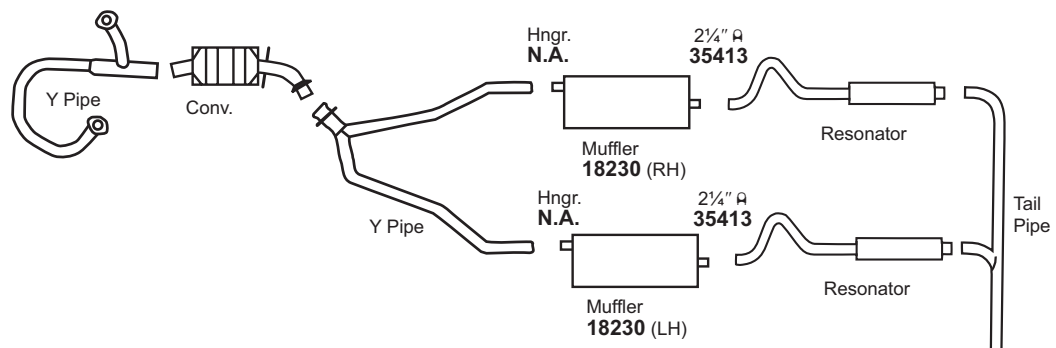
For 18409: Tru-Fit 18112      Univ. SoundFX 17824      Super Turbo 17748#  
 Ultra Flo SS 17289#  
 For 21687: Univ. SoundFX 17812#

(10490) 1976-75 8 CYL. CAPRICE STATION WAGON w/6.6L (400 C.I.D.) ENG.



For 18409: Tru-Fit 18112      Univ. SoundFX 17824      Super Turbo 17748#  
 Ultra Flo SS 17289#

(10491) 1976-75 8 CYL. CAPRICE STATION WAGON w/7.4L (454 C.I.D.) ENG.



For 18230: Tru-Fit 18113      Univ. SoundFX 17808      Super Turbo 17747#

31400 Gskt.	31865 Flng.	35181 Brkt.	35182 Brkt.	35183 Insl.	35210 Hngr.	35662 Brkt.								

NOT LEGAL FOR SALE IN STATE OF CALIFORNIA  
 IN NEW YORK STATE, CONVERTERS LISTED ARE LEGAL FOR FEDERAL/EPA EMISSION VEHICLES ONLY

# Modifications and/or additional parts required.

GENERAL INFORMATION

PASSENGER CAR

LIGHT TRUCK

MUFFLER SPECS.

OPTIONAL MUFFLERS

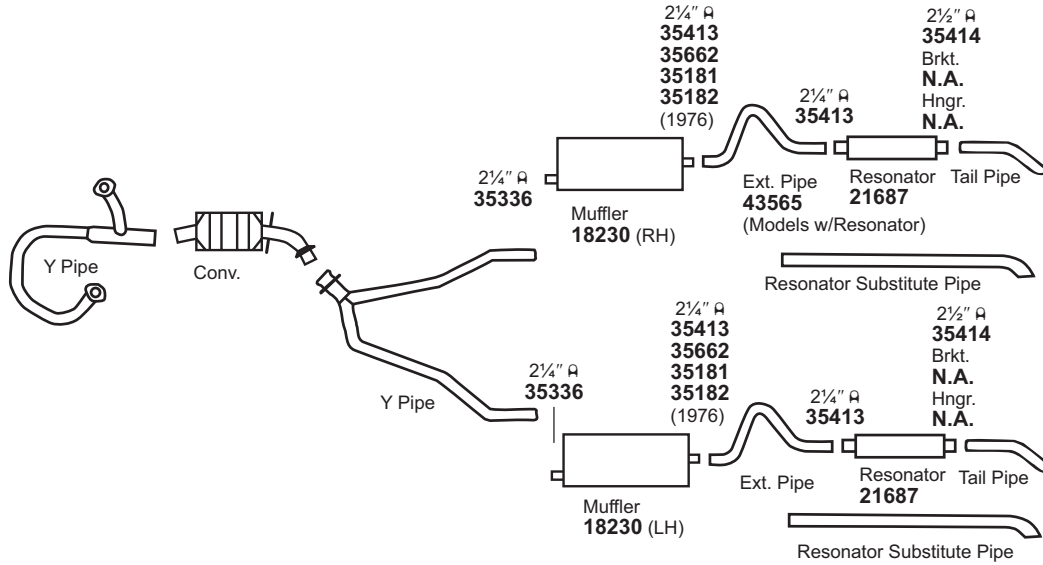
CONVERTER SPECS.

ACCESSORIES

FOOTNOTES

# CHEVROLET Caprice

(10492) 1976-75 8 CYL. CAPRICE w/7.4L (454 C.I.D.) ENG. (EXC. STATION WAGON)



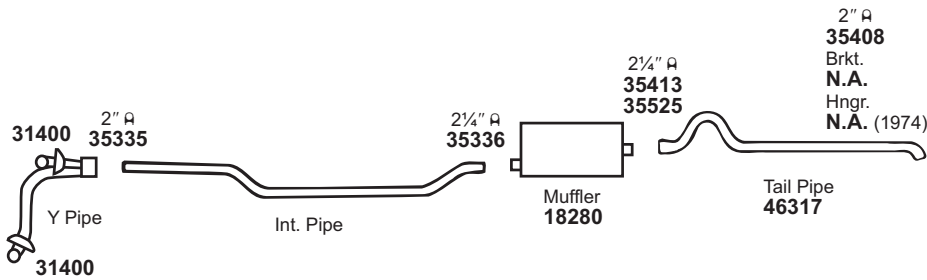
For 18230: Tru-Fit 18113

For 21687: Univ. SoundFX 17812#

Univ. SoundFX 17808

Super Turbo 17747#

(10493) 1974-73 8 CYL. CAPRICE w/5.7L (350 C.I.D.), 6.6L (400 C.I.D.) ENG. (EXC. STATION WAGON), SINGLE EXHAUST



For 18280: Tru-Fit 18111

Univ. SoundFX 17800

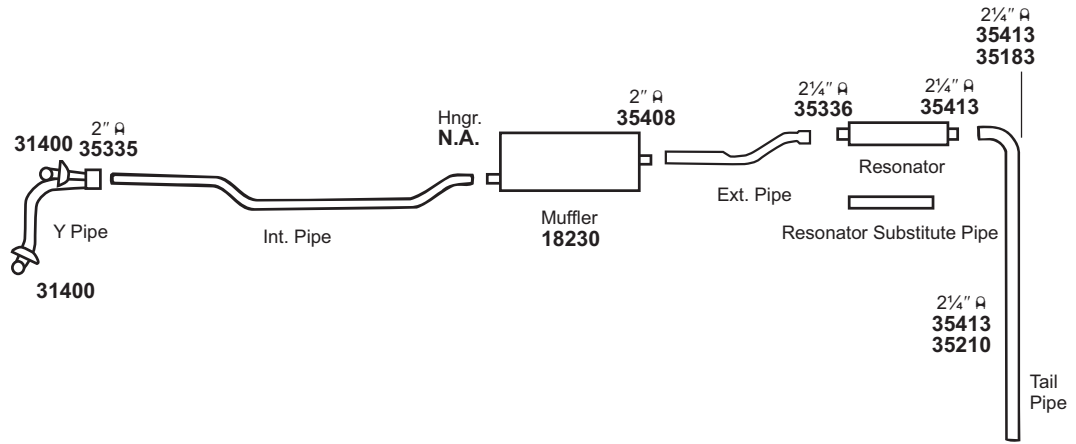
Super Turbo 17747#

31400 Gskt.	35181 Brkt.	35182 Brkt.	35525 Hngr.	35662 Brkt.									

NOT LEGAL FOR SALE IN STATE OF CALIFORNIA  
IN NEW YORK STATE, CONVERTERS LISTED ARE LEGAL FOR FEDERAL/EPA EMISSION VEHICLES ONLY

# CHEVROLET Caprice

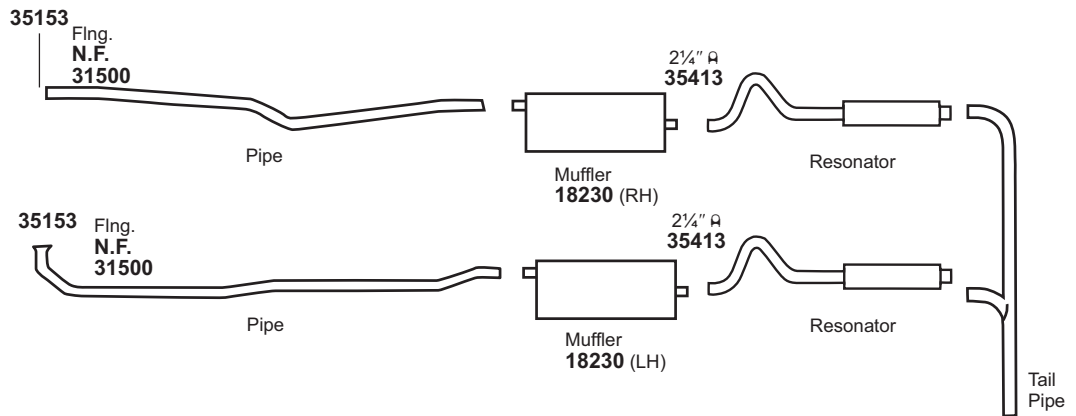
(10494) 1974 8 CYL. CAPRICE STATION WAGON w/6.6L (400 C.I.D.) ENG.



For 18230: Tru-Fit 18113      Univ. SoundFX 17808      Super Turbo 17747#

- GENERAL INFORMATION
- PASSENGER CAR
- LIGHT TRUCK

(10495) 1974 8 CYL. CAPRICE STATION WAGON w/7.4L (454 C.I.D.) ENG.



For 18230: Tru-Fit 18113      Univ. SoundFX 17808      Super Turbo 17747#

- MUFFLER SPECS.
- OPTIONAL MUFFLERS
- CONVERTER SPECS.
- ACCESSORIES
- FOOTNOTES

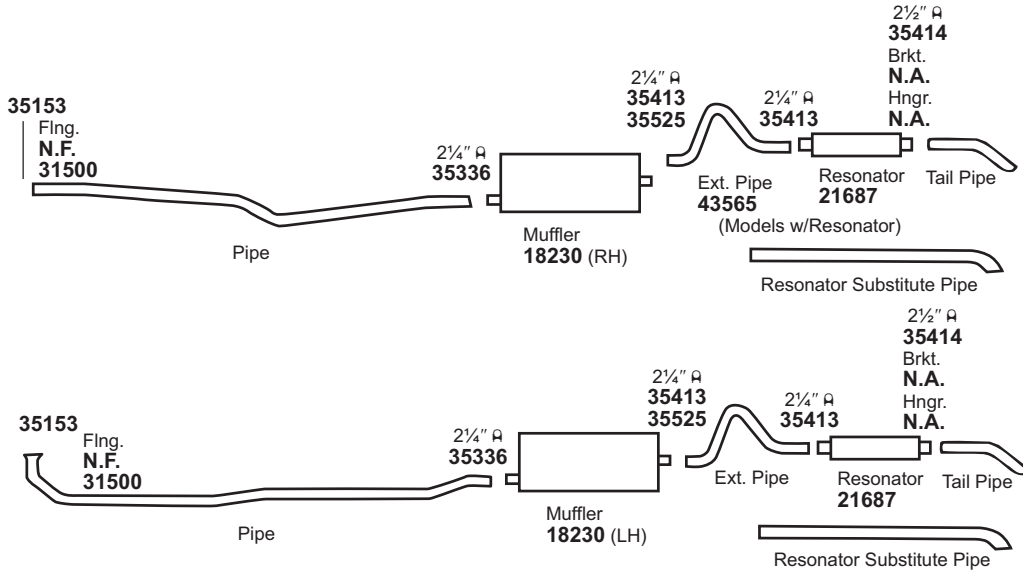
31400 Gskt.	31500 Gskt.	35153 Bush.	35183 Insl.	35210 Hngr.															

NOT LEGAL FOR SALE IN STATE OF CALIFORNIA  
 IN NEW YORK STATE, CONVERTERS LISTED ARE LEGAL FOR FEDERAL/EPA EMISSION VEHICLES ONLY

# Modifications and/or additional parts required.

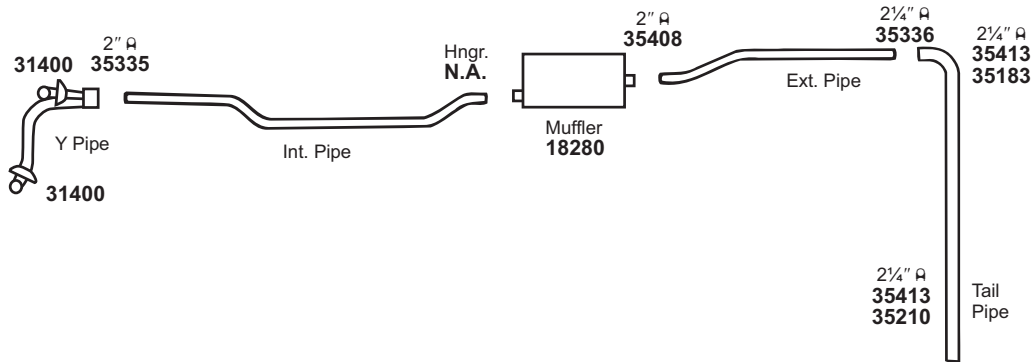
# CHEVROLET Caprice

(10496) 1974 8 CYL. CAPRICE w/7.4L (454 C.I.D.) ENG. (EXC. STATION WAGON)



For 18230: Tru-Fit 18113                      Univ. SoundFX 17808                      Super Turbo 17747#  
 For 21687: Univ. SoundFX 17812#

(10497) 1973 8 CYL. CAPRICE STATION WAGON w/5.7L (350 C.I.D.), 6.6L (400 C.I.D.) ENG., SINGLE EXHAUST



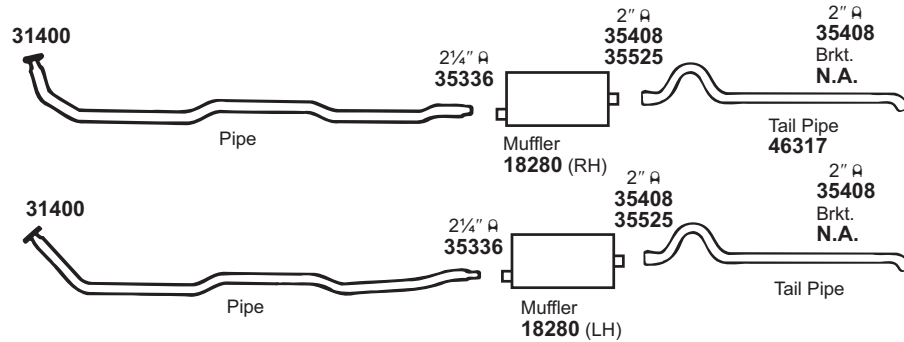
For 18280: Tru-Fit 18111                      Univ. SoundFX 17800                      Super Turbo 17747#

31400 Gskt.	31500 Gskt.	35153 Bush.	35183 Insl.	35210 Hngr.	35525 Hngr.							

NOT LEGAL FOR SALE IN STATE OF CALIFORNIA  
 IN NEW YORK STATE, CONVERTERS LISTED ARE LEGAL FOR FEDERAL/EPA EMISSION VEHICLES ONLY

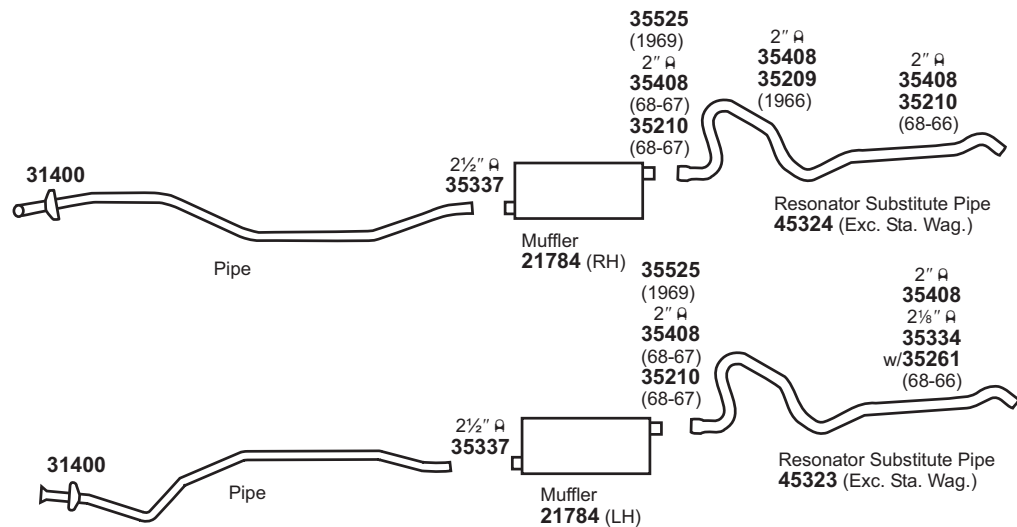
# CHEVROLET Caprice

(10498) 1973 8 CYL. CAPRICE w/5.7L (350 C.I.D.) ENG., 4BBL, DUAL EXHAUST



For 18280: Tru-Fit 18111      Univ. SoundFX 17800      Super Turbo 17747#

(10499) 1969 8 CYL. CAPRICE w/5.7L (350 C.I.D.) ENG. (EXC. 116" W.B. STATION WAGON), DUAL EXHAUST  
 1968-67 8 CYL. CAPRICE w/5.4L (327 C.I.D.) ENG., DUAL EXHAUST  
 1966 8 CYL. CAPRICE w/4.6L (283 C.I.D.), 5.4L (327 C.I.D.) ENG., DUAL EXHAUST



For 21784: SoundFX 18293      Tru-Fit 18120      Univ. SoundFX 17831  
 Super Turbo 17749#      Ultra Flo SS 17258<sup>576</sup>

31400 Gskt.	35209 Hngr.	35210 Hngr.	35261 Insl.	35525 Hngr.															

NOT LEGAL FOR SALE IN STATE OF CALIFORNIA  
 IN NEW YORK STATE, CONVERTERS LISTED ARE LEGAL FOR FEDERAL/EPA EMISSION VEHICLES ONLY

# Modifications and/or additional parts required.

576 For installation instructions and additional parts required, see the Cross Reference Chart in the Master Catalog.

GENERAL INFORMATION

PASSENGER CAR

LIGHT TRUCK

MUFFLER SPECS.

OPTIONAL MUFFLERS

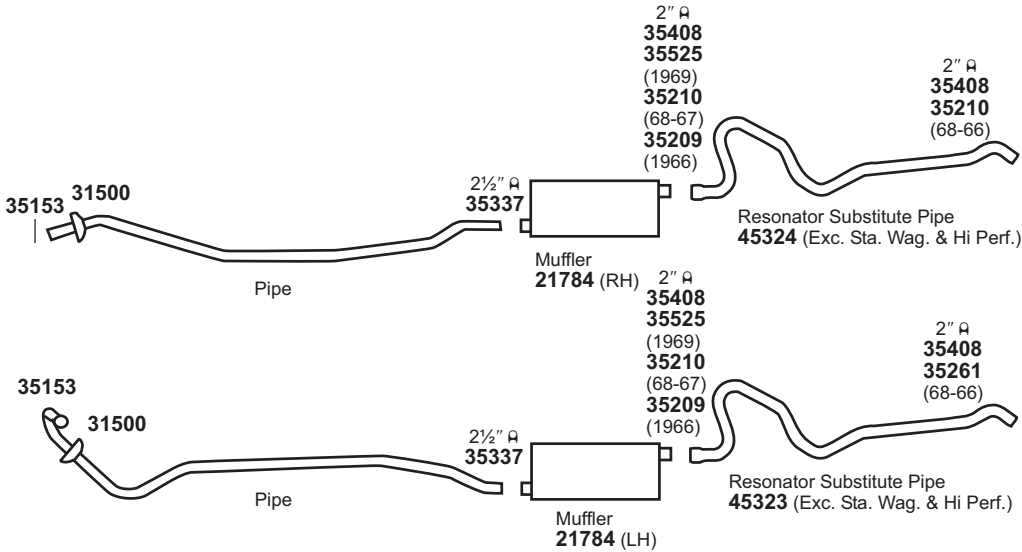
CONVERTER SPECS.

ACCESSORIES

FOOTNOTES

# CHEVROLET Caprice

(10500) 1969-66 8 CYL. CAPRICE w/6.5L (396 C.I.D.), 7.0L (427 C.I.D.) ENG., DUAL EXHAUST

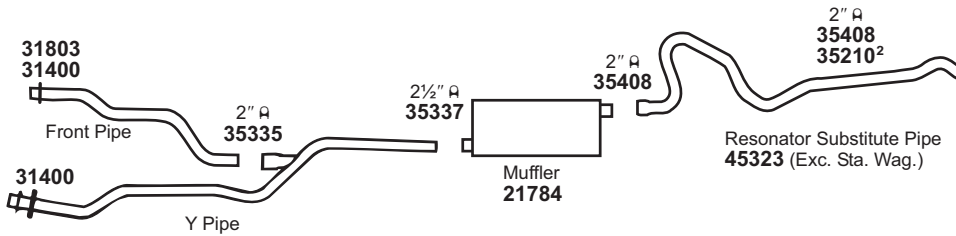


For 21784: SoundFX 18293  
Super Turbo 17749#

Tru-Fit 18120  
Ultra Flo SS 17258<sup>576</sup>

Univ. SoundFX 17831









(10501) 1966 8 CYL. CAPRICE w/5.4L (327 C.I.D.), 6.5L (396 C.I.D.) ENG., SINGLE EXHAUST



For 21784: SoundFX 18293  
Super Turbo 17749#

Tru-Fit 18120  
Ultra Flo SS 17258<sup>576</sup>

Univ. SoundFX 17831

31400 Gskt. 	31500 Gskt. 	31803 Flng. 	35153 Bush. 	35209 Hngr. 	35210 Hngr. 	35261 Insl. 	35525 Hngr. 								
---	---	---	---	---	---	---	---	--	--	--	--	--	--	--	--

NOT LEGAL FOR SALE IN STATE OF CALIFORNIA  
IN NEW YORK STATE, CONVERTERS LISTED ARE LEGAL FOR FEDERAL/EPA EMISSION VEHICLES ONLY

# Modifications and/or additional parts required.

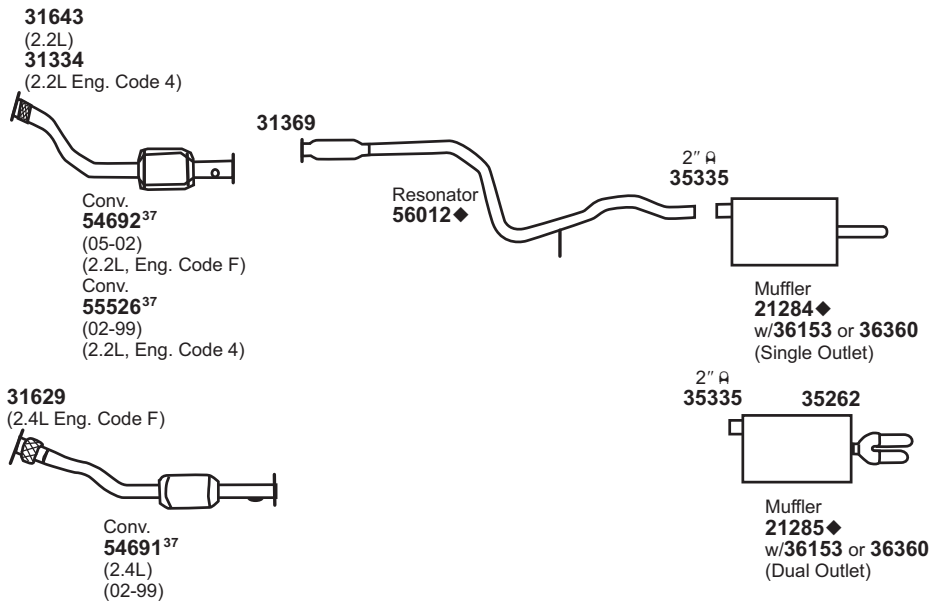
2 Also available 35261 Insulator to replace worn Strap section of O.E. Hanger.

576 For installation instructions and additional parts required, see the Cross Reference Chart in the Master Catalog.



# CHEVROLET Cavalier

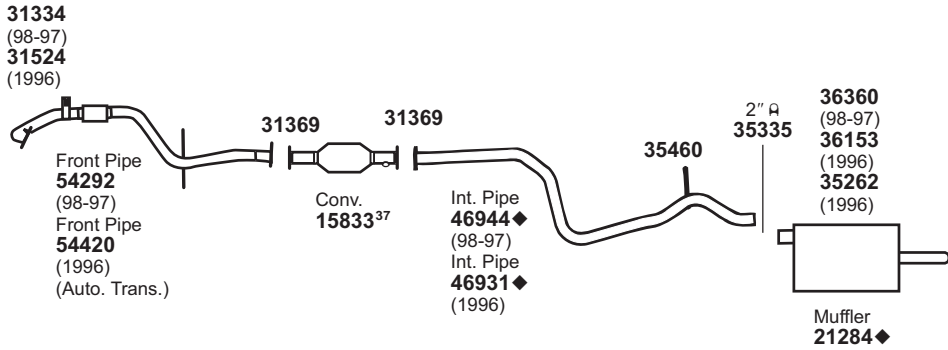
(10502) 2005-99 4 CYL. CAVALIER w/2.2L ENG.  
2002-99 4 CYL. CAVALIER w/2.4L ENG.



NOTE: Use 36153 muffler strap with flat/spade type bracket or 36360 muffler strap with rod type bracket.

- For 21284: SoundFX 18439 Tru-Fit 18150<sup>537</sup> Univ. SoundFX 17164<sup>537</sup>
- For 21285: SoundFX 18441 Tru-Fit 18150<sup>#537</sup> Univ. SoundFX 17164<sup>537</sup>
- For 54692: Univ. Conv. 93251#
- For 55526: Univ. Conv. 93251#

(10503) 1998-96 4 CYL. CAVALIER w/2.2L ENG.



- For 15833: Univ. Conv. 93251#
- For 21284: SoundFX 18439 Tru-Fit 18150<sup>537</sup> Univ. SoundFX 17164<sup>537</sup>

31334 Gskt.	31369 Gskt.	31524 Gskt.	31629 Gskt.	31643 Gskt.	35262 Hngr.	35460 Insl.	36153 Strap	36360 Muff Strp						

NOT LEGAL FOR SALE IN STATE OF CALIFORNIA  
IN NEW YORK STATE, CONVERTERS LISTED ARE LEGAL FOR FEDERAL/EPA EMISSION VEHICLES ONLY

◆ If welded assembly, replace all required parts.  
# Modifications and/or additional parts required.  
37 Fits All Emissions Vehicles.  
537 Requires 41013 Spout & (1) Extra 35408 (2") Clamp.

GENERAL INFORMATION

PASSENGER CAR

LIGHT TRUCK

MUFFLER SPECS.

OPTIONAL MUFFLERS

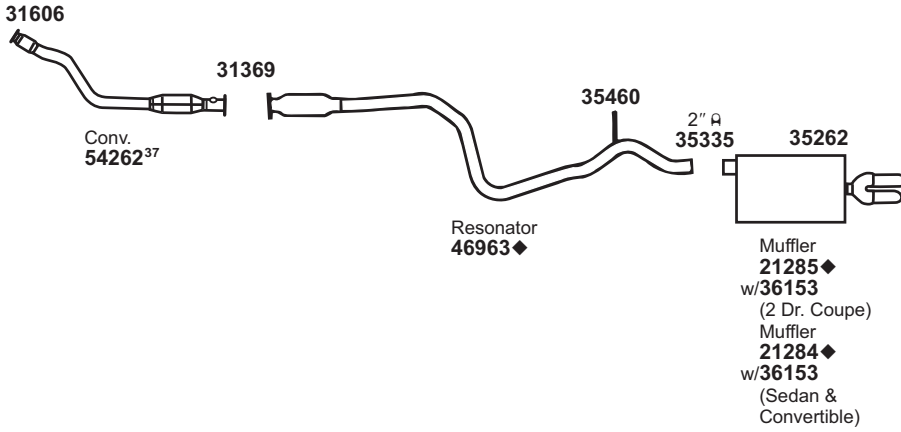
CONVERTER SPECS.

ACCESSORIES

FOOTNOTES

# CHEVROLET Cavalier

(10504) 1998-96 4 CYL. CAVALIER w/2.4L ENG.

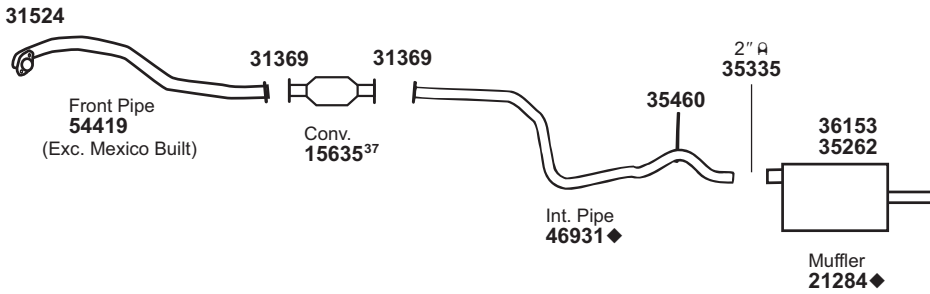


For 21284: SoundFX 18439  
For 21285: SoundFX 18441  
For 54262: Univ. Conv. 93256#

Tru-Fit 18150<sup>537</sup>  
Tru-Fit 18150#<sup>537</sup>

Univ. SoundFX 17164<sup>537</sup>  
Univ. SoundFX 17164<sup>537</sup>

(10505) 1995 4 CYL. CAVALIER w/2.2L ENG.



For 15635: Univ. Conv. 15036#  
For 21284: SoundFX 18439

Tru-Fit 18150<sup>537</sup>

Univ. SoundFX 17164<sup>537</sup>

31369 Gskt.	31524 Gskt.	31606 Gskt.	35262 Hngr.	35460 Insl.	36153 Strap										

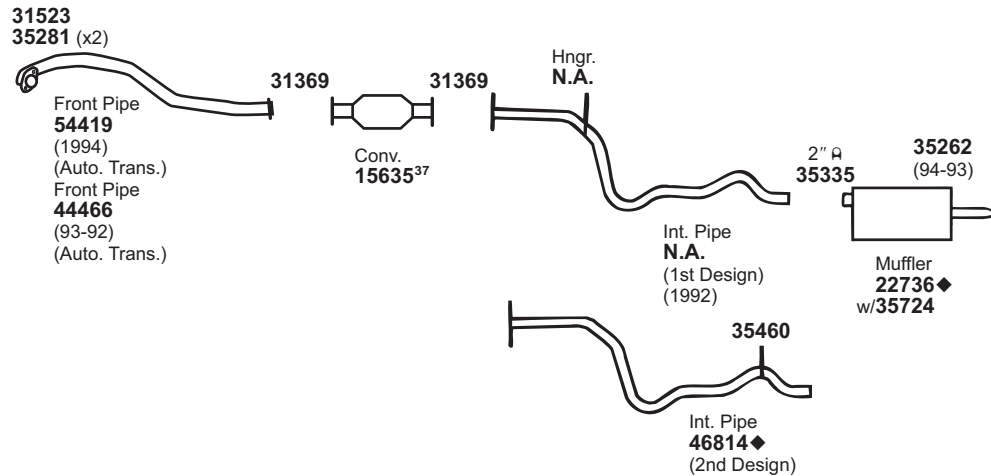
NOT LEGAL FOR SALE IN STATE OF CALIFORNIA  
IN NEW YORK STATE, CONVERTERS LISTED ARE LEGAL FOR FEDERAL/EPA EMISSION VEHICLES ONLY

◆ If welded assembly, replace all required parts.  
# Modifications and/or additional parts required.

37 Fits All Emissions Vehicles.  
537 Requires 41013 Spout & (1) Extra 35408 (2") Clamp.

# CHEVROLET Cavalier

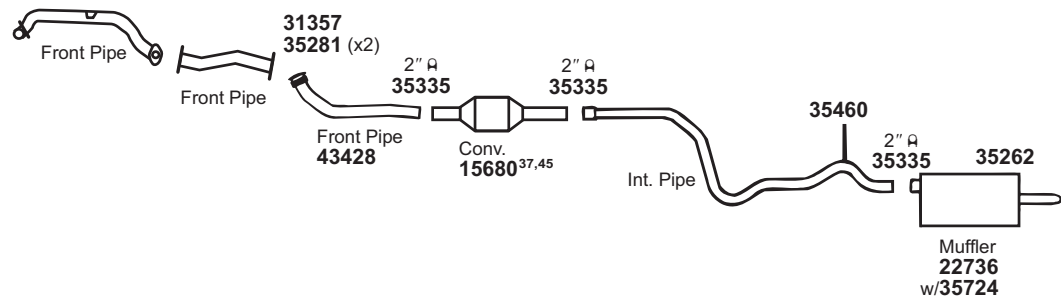
## (10506) 1994-92 4 CYL. CAVALIER w/2.2L ENG.



For 15635: Univ. Conv. 15036#  
For 22736: SoundFX 18282<sup>525</sup>

Univ. SoundFX 17860#

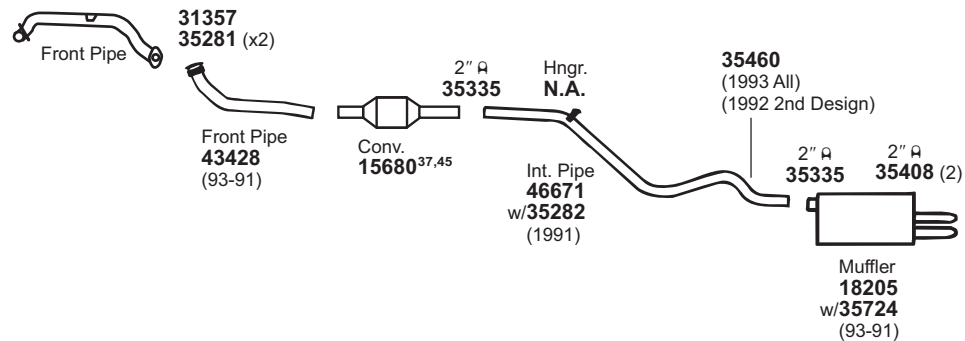
## (10507) 1994 6 CYL. CAVALIER w/3.1L ENG. (EXC. Z24 MODELS)



For 15680: Univ. Conv. 15036#  
For 22736: SoundFX 18282<sup>525</sup>

Univ. SoundFX 17860#

## (10508) 1994-91 6 CYL. CAVALIER Z24 w/3.1L ENG.



For 15680: Univ. Conv. 15036#  
For 18205: Tru-Fit 18150<sup>553,563</sup>

Univ. SoundFX 17826#

31357 Gskt.	31369 Gskt.	31523 Gskt.	35262 Hngr.	35281 Spring	35282 Bolt	35460 Insl.	35724 Brkt.								

NOT LEGAL FOR SALE IN STATE OF CALIFORNIA  
IN NEW YORK STATE, CONVERTERS LISTED ARE LEGAL FOR FEDERAL/EPA EMISSION VEHICLES ONLY

- ♦ If welded assembly, replace all required parts.
- # Modifications and/or additional parts required.
- 37 Fits All Emissions Vehicles.
- 45 OE exhaust system is completely welded. Additional adapters and cutting the OE pipes may be required to complete installation. Only failed Converters may be replaced.

- 525 Requires 41342 Tail Pipe.
- 553 Requires 35254 & 35255 Bushings on Outlet & 41299 Spout & (1) Extra 35408 (2") Clamp.
- 563 Single Outlet Muffler replaces Dual Outlet Muffler.

GENERAL  
INFORMATION

PASSENGER  
CAR

LIGHT  
TRUCK

MUFFLER  
SPECS.

OPTIONAL  
MUFFLERS

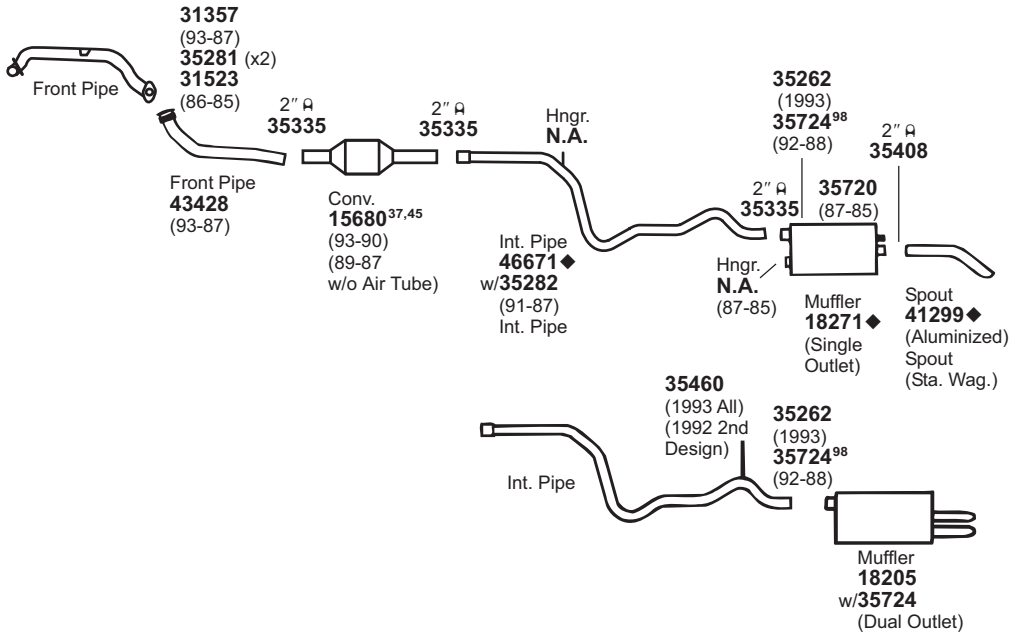
CONVERTER  
SPECS.

ACCESSORIES

FOOTNOTES

# CHEVROLET Cavalier

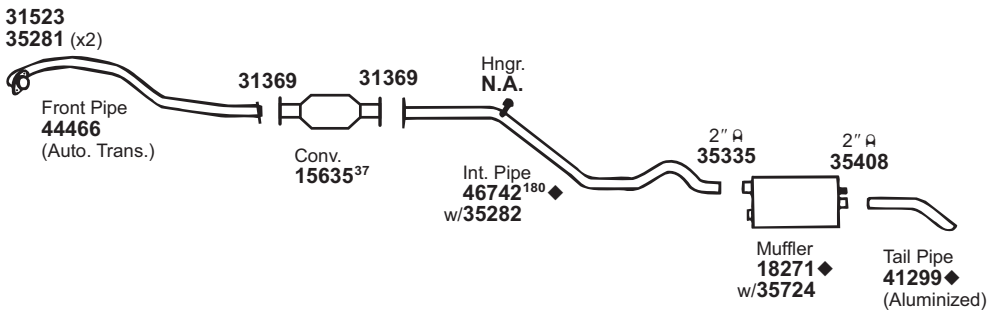
(10509) 1993-90 6 CYL. CAVALIER w/3.1L ENG. (EXC. Z24)  
 1989-85 6 CYL. CAVALIER w/2.8L ENG. (EXC. 1989-87 Z24)



For 15680: Univ. Conv. 15036#  
 For 18205: Tru-Fit 18150<sup>553,563</sup>  
 For 18271: Tru-Fit 18150  
 Glasspack 24041<sup>523,542</sup>

Univ. SoundFX 17826#  
 Univ. SoundFX 17874#  
 Super Turbo 17730#

(10510) 1991-90 4 CYL. CAVALIER w/2.2L ENG. (EXC. STATION WAGON)



For 15635: Univ. Conv. 15036#  
 For 18271: Tru-Fit 18150  
 Glasspack 24041<sup>523,542</sup>

Univ. SoundFX 17874#  
 Super Turbo 17730#

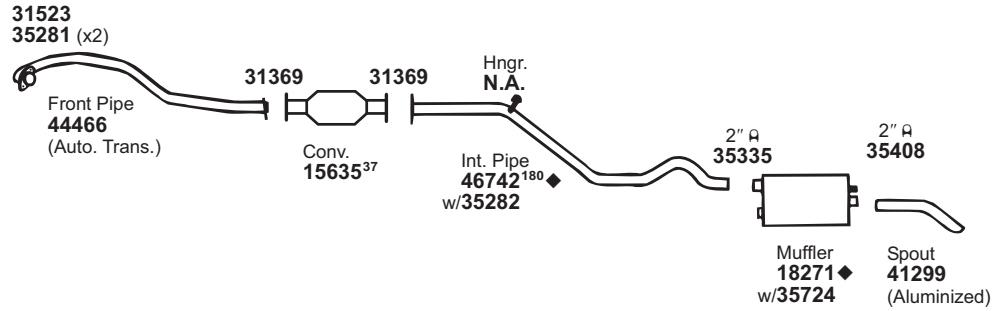
31357 Gskt.	31369 Gskt.	31523 Gskt.	35262 Hngr.	35281 Spring	35282 Bolt	35460 Insl.	35720 Hngr.	35724 Brkt.							

**NOT LEGAL FOR SALE IN STATE OF CALIFORNIA  
 IN NEW YORK STATE, CONVERTERS LISTED ARE LEGAL FOR FEDERAL/EPA EMISSION VEHICLES ONLY**

- ◆ If welded assembly, replace all required parts.
- # Modifications and/or additional parts required.
- 37 Fits All Emissions Vehicles.
- 45 OE exhaust system is completely welded. Additional adapters and cutting the OE pipes may be required to complete installation. Only failed Converters may be replaced.
- 180 Reuse counter weight Clamp assembly. Install identical to O.E.
- 523 Requires Bracket.
- 542 Requires 35568 Bracket.
- 553 Requires 35254 & 35255 Bushings on Outlet & 41299 Spout & (1) Extra 35408 (2") Clamp.
- 563 Single Outlet Muffler replaces Dual Outlet Muffler.

# CHEVROLET Cavalier

(10511) 1991-90 4 CYL. CAVALIER STATION WAGON w/2.2L ENG.

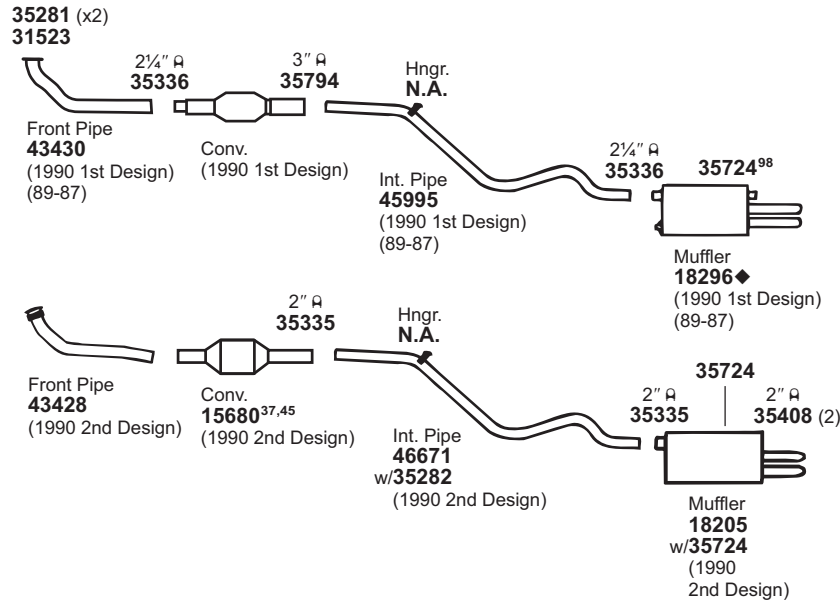


For 15635: Univ. Conv. 15036#  
For 18271: Tru-Fit 18150  
Glasspack 24041<sup>523,542</sup>

Univ. SoundFX 17874#

Super Turbo 17730#

(10512) 1990 6 CYL. CAVALIER Z24 w/3.1L ENG.  
1989-87 6 CYL. CAVALIER Z24 w/2.8L ENG.



For 15680: Univ. Conv. 15036#  
For 18205: Tru-Fit 18150<sup>553,563</sup>  
For 18296: Univ. SoundFX 17874#

Univ. SoundFX 17826#

Super Turbo 17732#

31369 Gskt.	31523 Gskt.	35281 Spring	35282 Bolt	35724 Brkt.															

NOT LEGAL FOR SALE IN STATE OF CALIFORNIA  
IN NEW YORK STATE, CONVERTERS LISTED ARE LEGAL FOR FEDERAL/EPA EMISSION VEHICLES ONLY

- ♦ If welded assembly, replace all required parts.
- # Modifications and/or additional parts required.
- 37 Fits All Emissions Vehicles.
- 45 OE exhaust system is completely welded. Additional adapters and cutting the OE pipes may be required to complete installation. Only failed Converters may be replaced.
- 98 Discard O.E. Spade Bracket.
- 180 Reuse counter weight Clamp assembly. Install identical to O.E.
- 523 Requires Bracket.
- 542 Requires 35568 Bracket.
- 553 Requires 35254 & 35255 Bushings on Outlet & 41299 Spout & (1) Extra 35408 (2") Clamp.
- 563 Single Outlet Muffler replaces Dual Outlet Muffler.

GENERAL  
INFORMATION

PASSENGER  
CAR

LIGHT  
TRUCK

MUFFLER  
SPECS.

OPTIONAL  
MUFFLERS

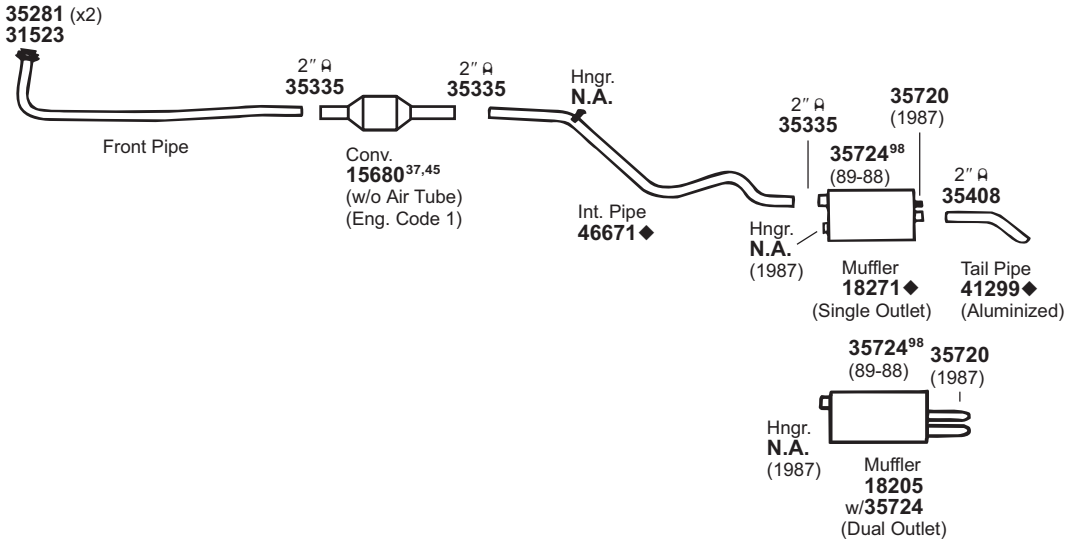
CONVERTER  
SPECS.

ACCESSORIES

FOOTNOTES

# CHEVROLET Cavalier

(10513) 1989-87 4 CYL. CAVALIER w/2.0L ENG. (EXC. STATION WAGON)



For 15680: Univ. Conv. 15036#

For 18205: Tru-Fit 18150<sup>553,563</sup>

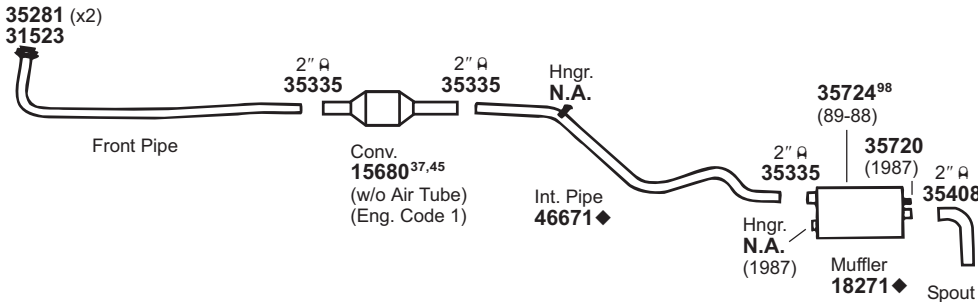
For 18271: Tru-Fit 18150  
Glasspack 24041<sup>523,542</sup>

Univ. SoundFX 17826#

Univ. SoundFX 17874#

Super Turbo 17730#

(10514) 1989-87 4 CYL. CAVALIER STATION WAGON w/2.0L ENG.



For 15680: Univ. Conv. 15036#

For 18271: Tru-Fit 18150  
Glasspack 24041<sup>523,542</sup>

Univ. SoundFX 17874#

Super Turbo 17730#

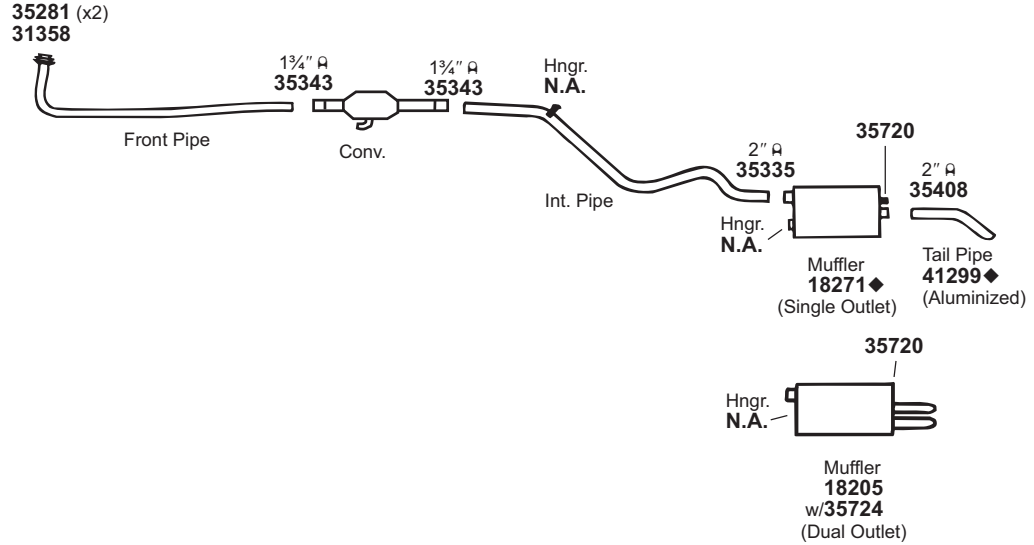
31523 Gskt.	35281 Spring	35720 Hngr.	35724 Brkt.																

NOT LEGAL FOR SALE IN STATE OF CALIFORNIA  
IN NEW YORK STATE, CONVERTERS LISTED ARE LEGAL FOR FEDERAL/EPA EMISSION VEHICLES ONLY

- ◆ If welded assembly, replace all required parts.
- # Modifications and/or additional parts required.
- 37 Fits All Emissions Vehicles.
- 45 OE exhaust system is completely welded. Additional adapters and cutting the OE pipes may be required to complete installation. Only failed Converters may be replaced.
- 98 Discard O.E. Spade Bracket.
- 523 Requires Bracket.
- 542 Requires 35568 Bracket.
- 553 Requires 35254 & 35255 Bushings on Outlet & 41299 Spout & (1) Extra 35408 (2") Clamp.
- 563 Single Outlet Muffler replaces Dual Outlet Muffler.

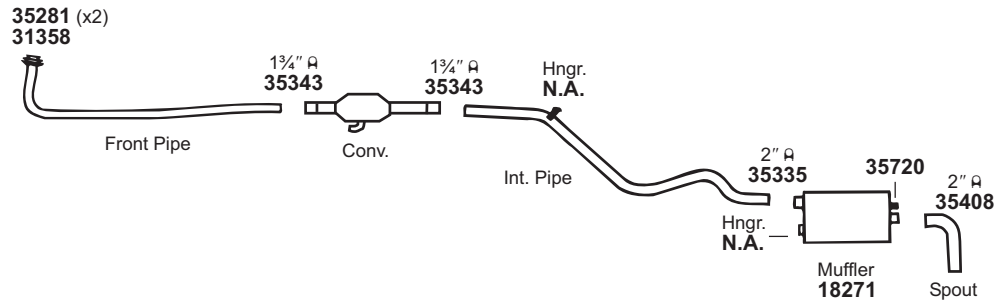
# CHEVROLET Cavalier

(10515) 1986-84 4 CYL. CAVALIER w/2.0L ENG. (EXC. STATION WAGON) (EXC. EARLY MODELS w/MUFFLER BODY STRAP)



For 18205: Tru-Fit 18150<sup>553,563</sup> Univ. SoundFX 17826#  
 For 18271: Tru-Fit 18150 Univ. SoundFX 17874# Super Turbo 17730#  
 Glasspack 24041<sup>523,542</sup>

(10516) 1986-84 4 CYL. CAVALIER STATION WAGON w/2.0L ENG. (EXC. EARLY MODELS w/MUFFLER BODY STRAP)



For 18271: Tru-Fit 18150 Univ. SoundFX 17874# Super Turbo 17730#  
 Glasspack 24041<sup>523,542</sup>

31358 Gskt.	35281 Spring	35720 Hngr.	35724 Brkt.																

NOT LEGAL FOR SALE IN STATE OF CALIFORNIA  
 IN NEW YORK STATE, CONVERTERS LISTED ARE LEGAL FOR FEDERAL/EPA EMISSION VEHICLES ONLY

- ◆ If welded assembly, replace all required parts.
- # Modifications and/or additional parts required.
- 523 Requires Bracket.
- 542 Requires 35568 Bracket.
- 553 Requires 35254 & 35255 Bushings on Outlet & 41299 Spout & (1) Extra 35408 (2") Clamp.
- 563 Single Outlet Muffler replaces Dual Outlet Muffler.

GENERAL INFORMATION

PASSENGER CAR

LIGHT TRUCK

MUFFLER SPECS.

OPTIONAL MUFFLERS

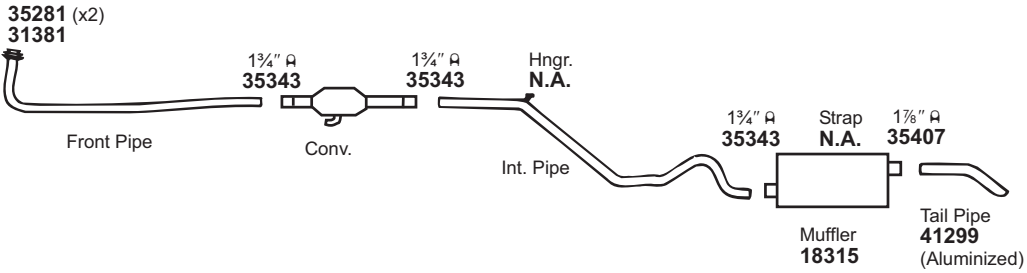
CONVERTER SPECS.

ACCESSORIES

FOOTNOTES

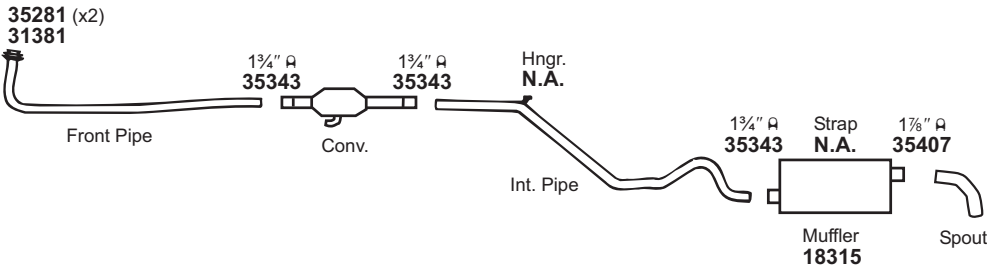
# CHEVROLET Cavalier

(10517)	1984-83	4 CYL.	CAVALIER w/2.0L ENG. (EXC. STATION WAGON) (EXC. LATE 1984 MODELS w/FRONT & REAR MUFFLER HANGERS)
	1982	4 CYL.	CAVALIER w/1.8L ENG. (EXC. STATION WAGON)



For 18315: Super Turbo 17736#

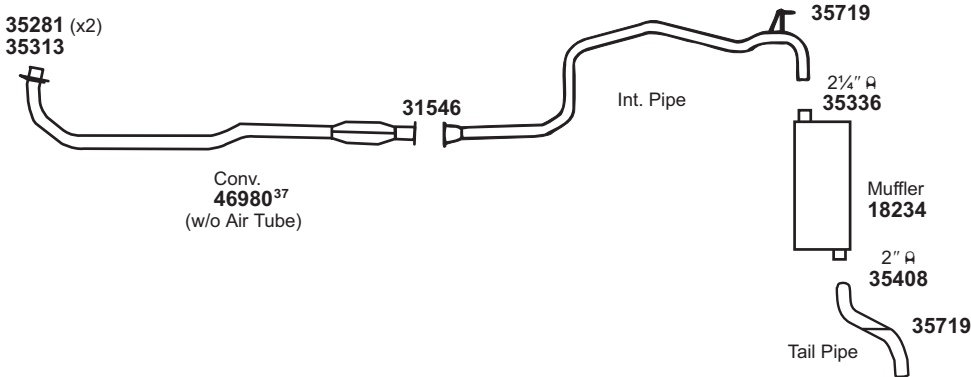
(10518)	1984-83	4 CYL.	CAVALIER STATION WAGON w/2.0L ENG. (EXC. LATE 1984 MODELS w/FRONT & REAR MUFFLER HANGERS)
	1982	4 CYL.	CAVALIER STATION WAGON w/1.8L ENG.



For 18315: Super Turbo 17736#

# CHEVROLET Celebrity

(10519)	1990-88	4 CYL.	CELEBRITY STATION WAGON w/2.5L ENG.
---------	---------	--------	-------------------------------------



For 18234: Tru-Fit 18172

For 46980: Univ. Conv. 15036#

Univ. SoundFX 17846

Super Turbo 17732#

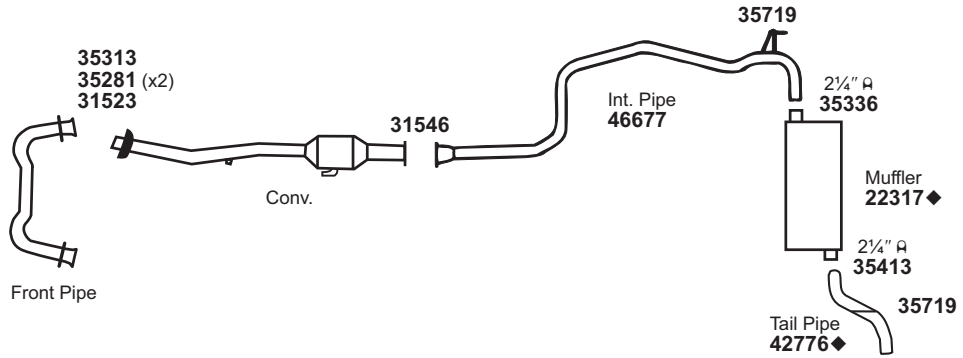
31381 Gskt.	31546 Gskt.	35281 Spring	35313 Bolt Kit	35719 Insl.								

NOT LEGAL FOR SALE IN STATE OF CALIFORNIA  
IN NEW YORK STATE, CONVERTERS LISTED ARE LEGAL FOR FEDERAL/EPA EMISSION VEHICLES ONLY



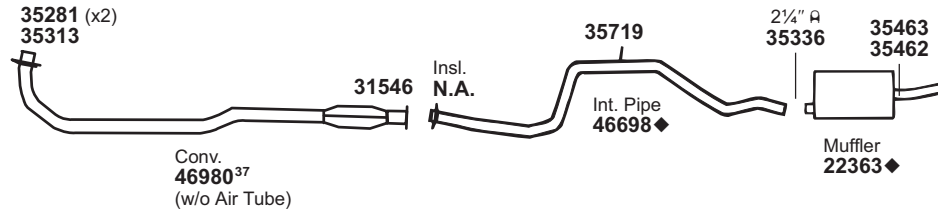
# CHEVROLET Celebrity

(10520) 1990 V6 CYL. CELEBRITY STATION WAGON w/3.1L ENG.  
 1989-86 V6 CYL. CELEBRITY STATION WAGON w/2.8L ENG. CODE W, F.I.



For 22317: SoundFX 18235      Tru-Fit 18141      Univ. SoundFX 17843  
 Super Turbo 17732#

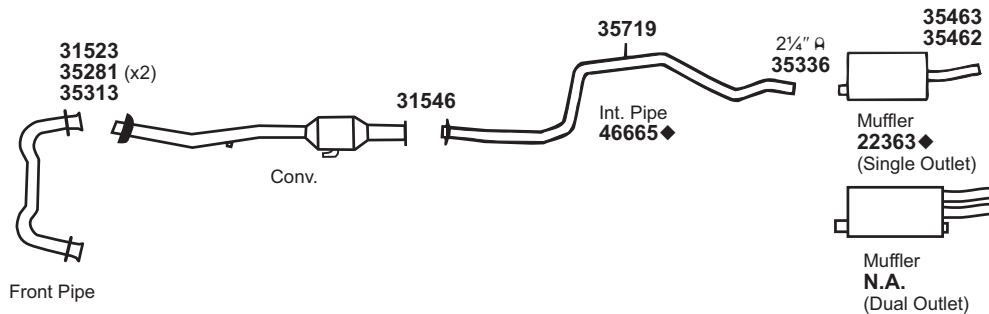
(10521) 1989-88 4 CYL. CELEBRITY w/2.5L ENG. (EXC. STATION WAGON)



For 22363: SoundFX 18201      Tru-Fit 18107<sup>502</sup>      Univ. SoundFX 17860#  
 Super Turbo 17731#      Ultra Flo SS 17282#

For 46980: Univ. Conv. 15036#

(10522) 1989-87 V6 CYL. CELEBRITY w/2.8L, F.I. ENG. CODE W, (EXC. STATION WAGON)  
 1986 V6 CYL. CELEBRITY w/2.8L, F.I. HIGH OUTPUT ENG. CODE W (EXC. STATION WAGON)



For 22363: SoundFX 18201      Tru-Fit 18107<sup>502</sup>      Univ. SoundFX 17860#  
 Super Turbo 17731#      Ultra Flo SS 17282#

31523 Gskt.	31546 Gskt.	35281 Spring	35313 Bolt Kit	35462 Insl.	35463 Brkt.	35719 Insl.							

NOT LEGAL FOR SALE IN STATE OF CALIFORNIA  
 IN NEW YORK STATE, CONVERTERS LISTED ARE LEGAL FOR FEDERAL/EPA EMISSION VEHICLES ONLY

◆ If welded assembly, replace all required parts.  
 # Modifications and/or additional parts required.

37 Fits All Emissions Vehicles.  
 502 Requires Bracket, (2) 35408 Clamps & 41740 Spout.

GENERAL INFORMATION

PASSENGER CAR

LIGHT TRUCK

MUFFLER SPECS.

OPTIONAL MUFFLERS

CONVERTER SPECS.

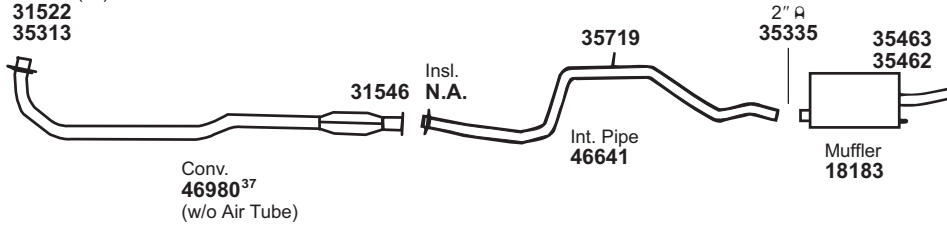
ACCESSORIES

FOOTNOTES

# CHEVROLET Celebrity

(10523) 1987-86 4 CYL. CELEBRITY w/2.5L ENG. (EXC. STATION WAGON)

35281 (x2)  
31522  
35313



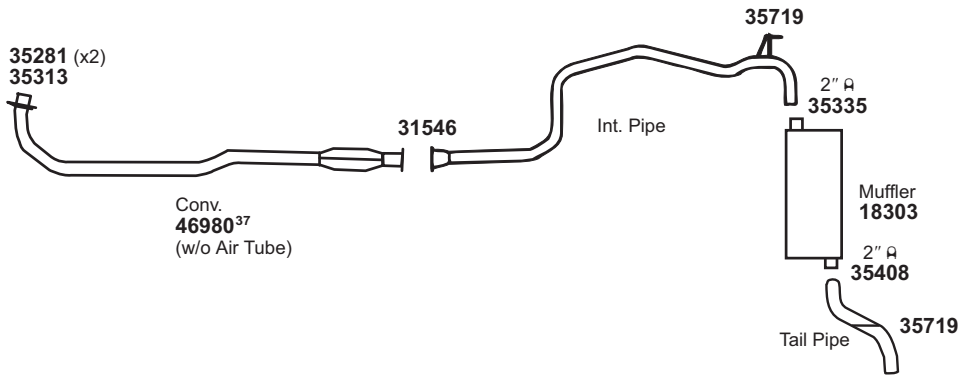
For 18183: Tru-Fit 18125<sup>520</sup>  
For 46980: Univ. Conv. 15036#

Univ. SoundFX 17860#

Super Turbo 17730#

(10524) 1987 4 CYL. CELEBRITY STATION WAGON w/2.5L ENG.

35281 (x2)  
35313



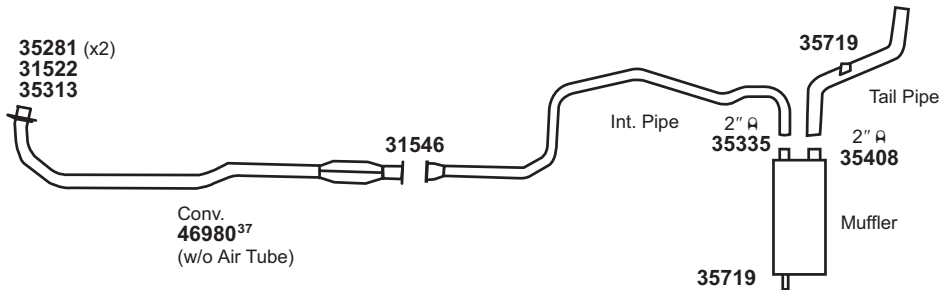
For 18303: Tru-Fit 18105  
For 46980: Univ. Conv. 15036#

Univ. SoundFX 17877

Super Turbo 17736#

(10525) 1986 4 CYL. CELEBRITY STATION WAGON w/2.5L ENG.

35281 (x2)  
31522  
35313



For 46980: Univ. Conv. 15036#

31522 Gskt.	31546 Gskt.	35281 Spring	35313 Bolt Kit	35462 Insl.	35463 Brkt.	35719 Insl.												

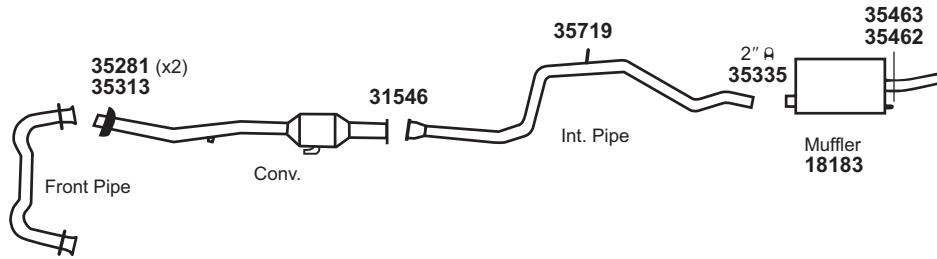
NOT LEGAL FOR SALE IN STATE OF CALIFORNIA  
IN NEW YORK STATE, CONVERTERS LISTED ARE LEGAL FOR FEDERAL/EPA EMISSION VEHICLES ONLY

208 # Modifications and/or additional parts required.  
37 Fits All Emissions Vehicles.

520 Requires 41736 Spout & (1) Extra 35408 (2") Clamp.

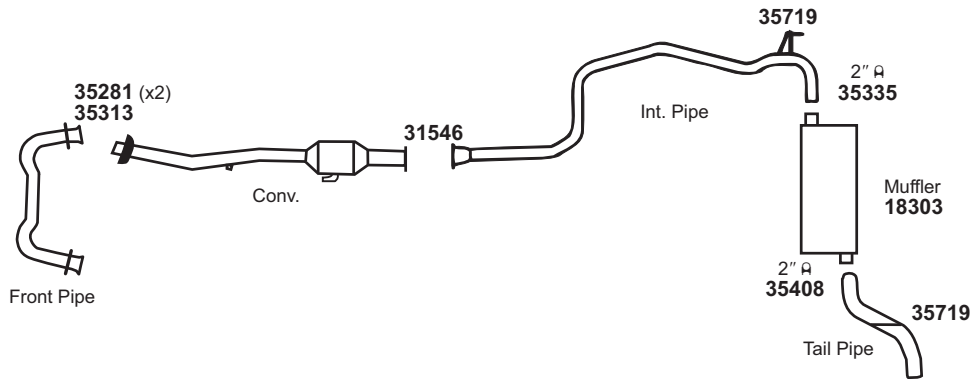
# CHEVROLET Celebrity

(10526) 1986 V6 CYL. CELEBRITY w/2.8L., 2BBL ENG. CODE X (EXC. STATION WAGON & HIGH OUTPUT)



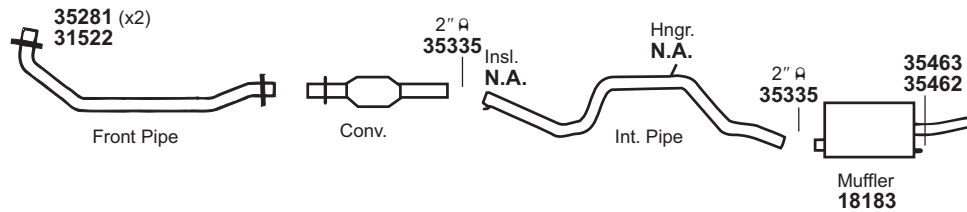
For 18183: Tru-Fit 18125<sup>520</sup> Univ. SoundFX 17860# Super Turbo 17730#

(10527) 1986 V6 CYL. CELEBRITY STATION WAGON w/2.8L., 2BBL ENG. CODE X



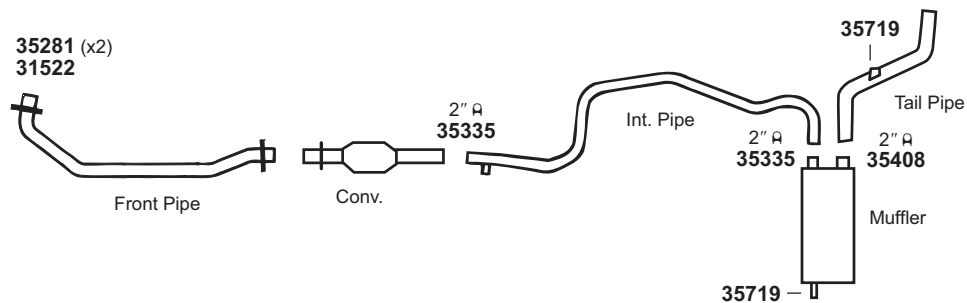
For 18303: Tru-Fit 18105 Univ. SoundFX 17877 Super Turbo 17736#

(10528) 1985-82 4 CYL. CELEBRITY w/2.5L ENG. (EXC. STATION WAGON)



For 18183: Tru-Fit 18125<sup>520</sup> Univ. SoundFX 17860# Super Turbo 17730#

(10529) 1985-84 4 CYL. CELEBRITY STATION WAGON w/2.5L ENG.



31522 Gskt.	31546 Gskt.	35281 Spring	35313 Bolt Kit	35462 Insl.	35463 Brkt.	35719 Insl.								

NOT LEGAL FOR SALE IN STATE OF CALIFORNIA  
IN NEW YORK STATE, CONVERTERS LISTED ARE LEGAL FOR FEDERAL/EPA EMISSION VEHICLES ONLY

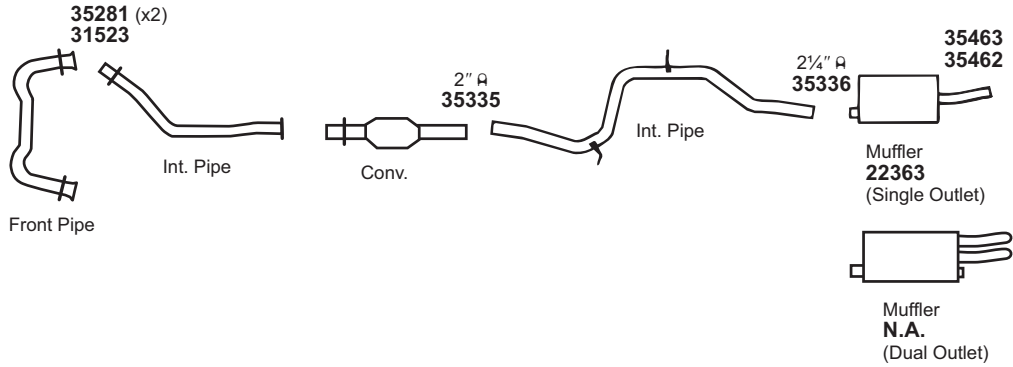
# Modifications and/or additional parts required.

520 Requires 41736 Spout & (1) Extra 35408 (2") Clamp.

GENERAL INFORMATION
PASSENGER CAR
LIGHT TRUCK
MUFFLER SPECS.
OPTIONAL MUFFLERS
CONVERTER SPECS.
ACCESSORIES
FOOTNOTES

# CHEVROLET Celebrity

(10530) 1985-84 V6 CYL. CELEBRITY w/2.8L ENG. w/HIGH OUTPUT (EXC. STATION WAGON)

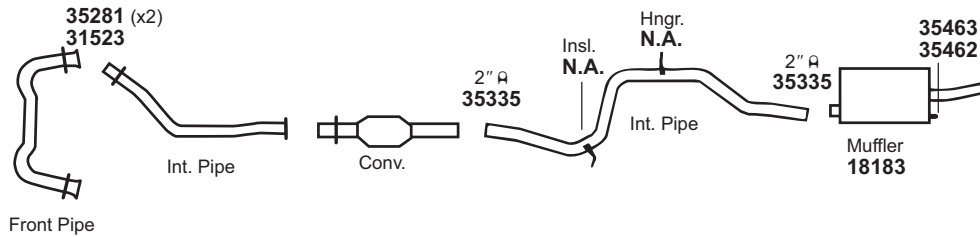


For 22363: SoundFX 18201  
Super Turbo 17731#

Tru-Fit 18107<sup>502</sup>  
Ultra Flo SS 17282#

Univ. SoundFX 17860#

(10531) 1985-82 V6 CYL. CELEBRITY w/2.8L 2BBL ENG. CODE X (EXC. STATION WAGON & HIGH OUTPUT)

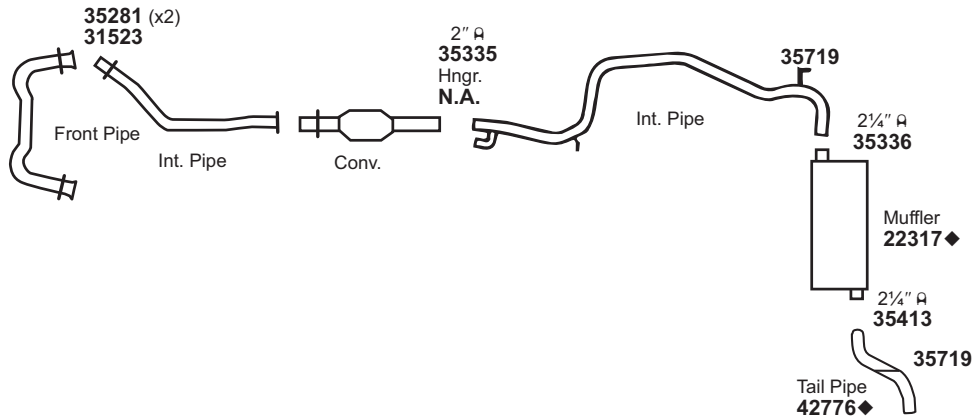


For 18183: Tru-Fit 18125<sup>520</sup>

Univ. SoundFX 17860#

Super Turbo 17730#

(10532) 1985 V6 CYL. CELEBRITY STATION WAGON w/2.8L., MFI ENG. CODE W



For 22317: SoundFX 18235  
Super Turbo 17732#

Tru-Fit 18141

Univ. SoundFX 17843

31523 Gskt.	35281 Spring	35462 Insl.	35463 Brkt.	35719 Insl.															

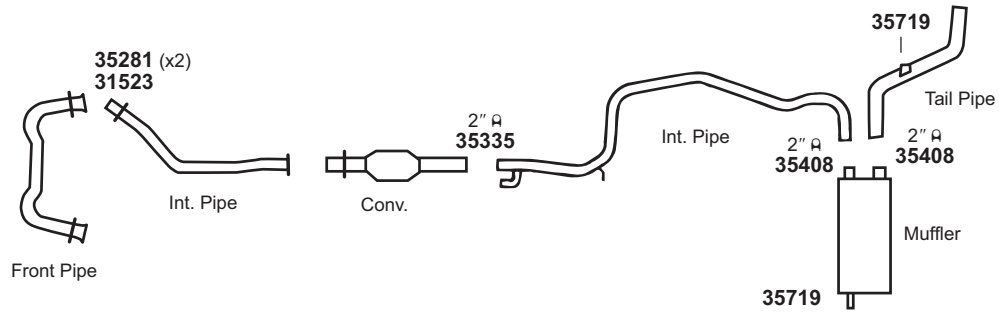
NOT LEGAL FOR SALE IN STATE OF CALIFORNIA  
IN NEW YORK STATE, CONVERTERS LISTED ARE LEGAL FOR FEDERAL/EPA EMISSION VEHICLES ONLY

◆ If welded assembly, replace all required parts.  
# Modifications and/or additional parts required.

502 Requires Bracket, (2) 35408 Clamps & 41740 Spout.  
520 Requires 41736 Spout & (1) Extra 35408 (2") Clamp.

# CHEVROLET Celebrity

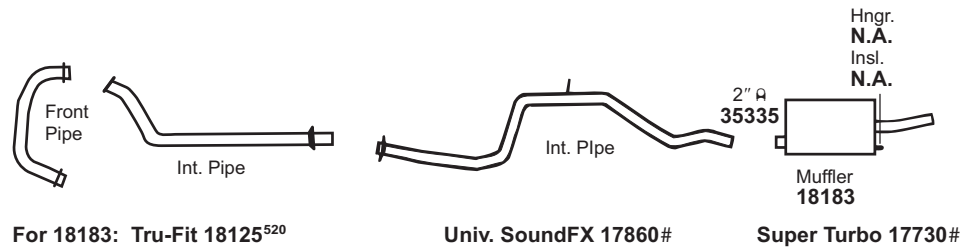
(10533) 1985-84 V6 CYL. CELEBRITY STATION WAGON w/2.8L., 2BBL ENG. CODE X (EXC. HIGH OUTPUT)



GENERAL INFORMATION

PASSENGER CAR

(10534) 1985-82 V6 CYL. CELEBRITY w/4.3L DIESEL ENG. (EXC. STATION WAGON)

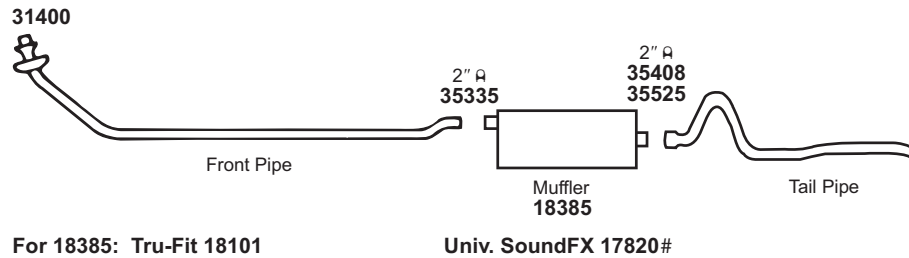


LIGHT TRUCK

MUFFLER SPECS.

# CHEVROLET Chevelle

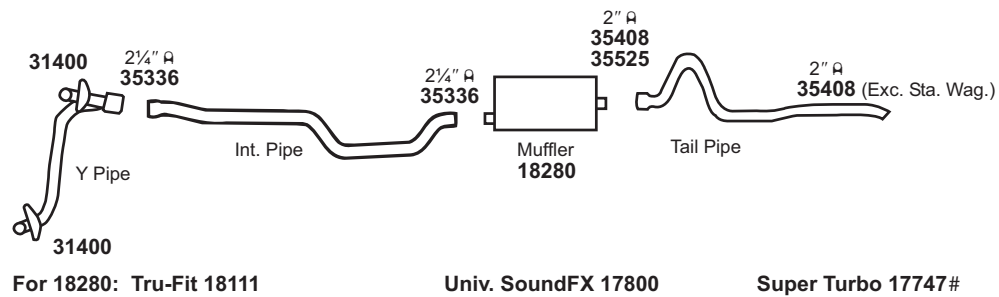
(10535) 1973 6 CYL. CHEVELLE w/4.1L (250 C.I.D.) ENG.



OPTIONAL MUFFLERS

CONVERTER SPECS.

(10536) 1973 8 CYL. CHEVELLE w/5.0L (305C.I.D.), 5.7L (350 C.I.D.) ENG., SINGLE EXHAUST



ACCESSORIES

FOOTNOTES

31400 Gskt.	31523 Gskt.	35281 Spring	35525 Hngr.	35719 Insl.									

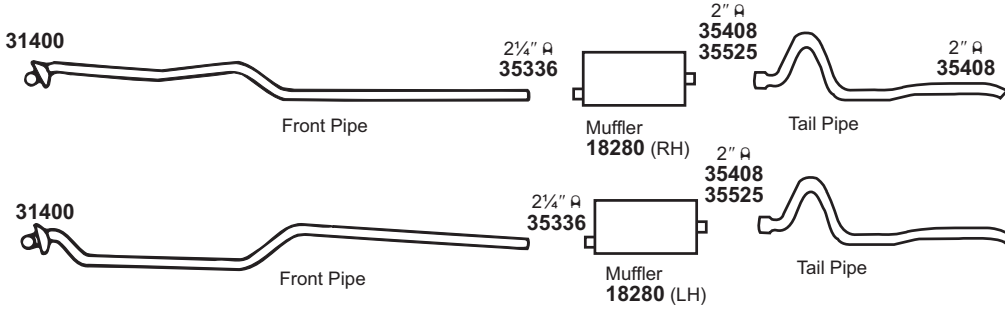
NOT LEGAL FOR SALE IN STATE OF CALIFORNIA  
IN NEW YORK STATE, CONVERTERS LISTED ARE LEGAL FOR FEDERAL/EPA EMISSION VEHICLES ONLY

# Modifications and/or additional parts required.

520 Requires 41736 Spout & (1) Extra 35408 (2") Clamp.

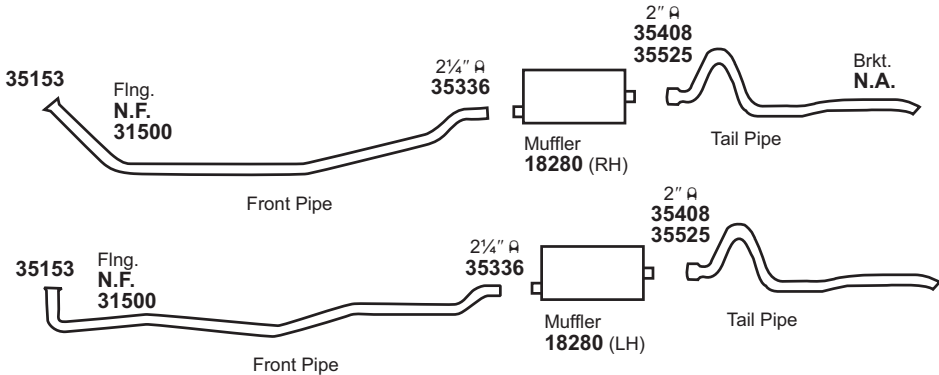
# CHEVROLET Chevelle

(10537) 1973 8 CYL. CHEVELLE w/5.7L (350 C.I.D.) ENG., DUAL EXHAUST



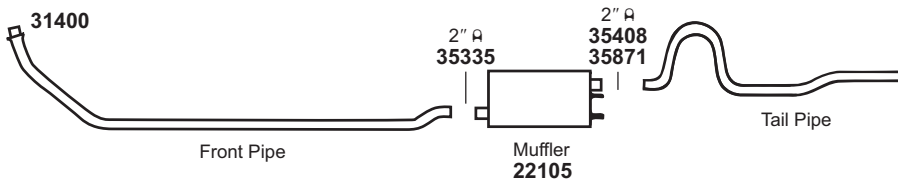
For 18280: Tru-Fit 18111      Univ. SoundFX 17800      Super Turbo 17747#

(10538) 1973 8 CYL. CHEVELLE w/7.4L (454 C.I.D.) ENG.



For 18280: Tru-Fit 18111      Univ. SoundFX 17800      Super Turbo 17747#

(10539) 1972-70 6 CYL. CHEVELLE



For 22105: SoundFX 18182      Tru-Fit 18105<sup>505,507</sup>      Univ. SoundFX 17844  
Super Turbo 17736#

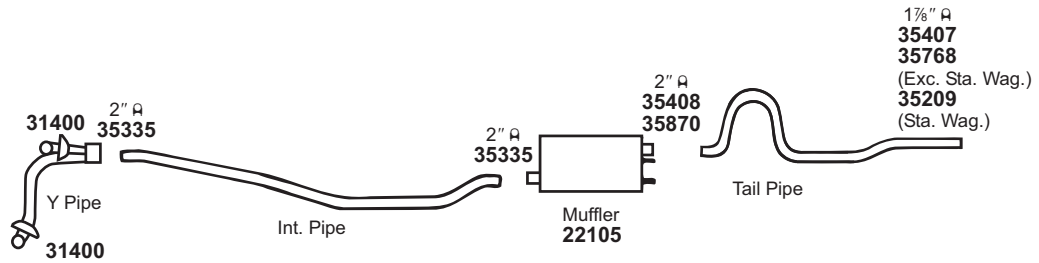
31400 Gskt.	31500 Gskt.	35153 Bush.	35525 Hngr.	35871 Hngr.													

NOT LEGAL FOR SALE IN STATE OF CALIFORNIA  
IN NEW YORK STATE, CONVERTERS LISTED ARE LEGAL FOR FEDERAL/EPA EMISSION VEHICLES ONLY

# Modifications and/or additional parts required.      507 Requires 35568 Bracket & (1) Extra 35408 (2") Clamp.  
212 505 Requires 35567 Shield & (2) 35564 Straps.

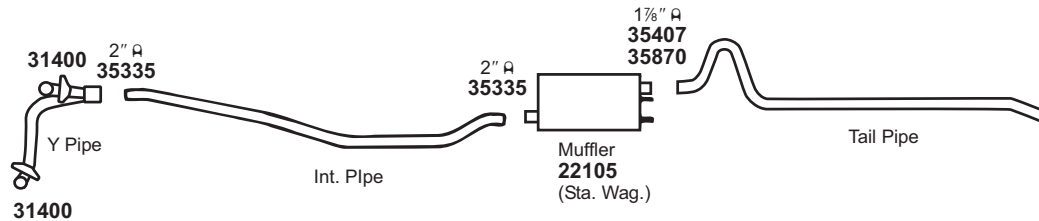
# CHEVROLET Chevelle

(10540) 1972-70 8 CYL. CHEVELLE w/5.0L (305 C.I.D.) ENG.



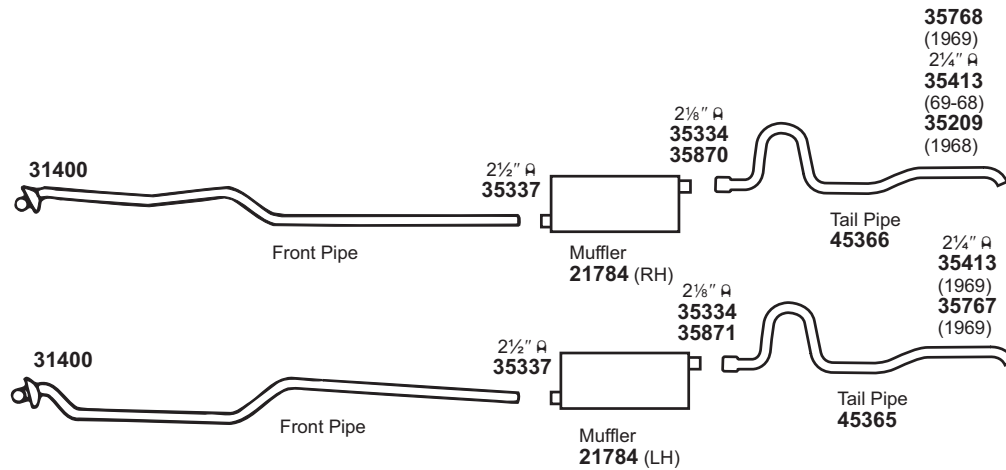
For 22105: SoundFX 18182 Super Turbo 17736# Tru-Fit 18105<sup>505,507</sup> Univ. SoundFX 17844

(10541) 1969-68 8 CYL. CHEVELLE w/5.0L (305 C.I.D.), 5.7L (350 C.I.D.) ENG., SINGLE EXHAUST  
1968 8 CYL. CHEVELLE w/5.4L (327 C.I.D.) ENG., SINGLE EXHAUST



For 22105: SoundFX 18182 Super Turbo 17736# Tru-Fit 18105<sup>505,507</sup> Univ. SoundFX 17844

(10542) 1969 8 CYL. CHEVELLE w/5.7L ENG. (EXC. STATION WAGON), DUAL EXHAUST  
1968 8 CYL. CHEVELLE w/5.4L ENG., DUAL EXHAUST



For 21784: SoundFX 18293 Super Turbo 17749# Tru-Fit 18120 Ultra Flo SS 17258<sup>576</sup> Univ. SoundFX 17831

31400 Gskt.	35209 Hngr.	35767 Hngr.	35768 Hngr.	35870 Hngr.	35871 Hngr.								

NOT LEGAL FOR SALE IN STATE OF CALIFORNIA  
IN NEW YORK STATE, CONVERTERS LISTED ARE LEGAL FOR FEDERAL/EPA EMISSION VEHICLES ONLY

# Modifications and/or additional parts required.  
505 Requires 35567 Shield & (2) 35564 Straps.  
507 Requires 35568 Bracket & (1) Extra 35408 (2") Clamp.

576 For installation instructions and additional parts required, see the Cross Reference Chart in the Master Catalog.

GENERAL INFORMATION

PASSENGER CAR

LIGHT TRUCK

MUFFLER SPECS.

OPTIONAL MUFFLERS

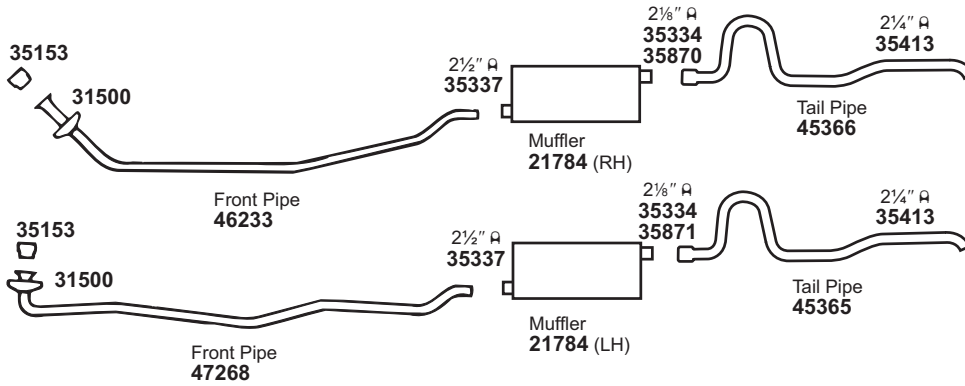
CONVERTER SPECS.

ACCESSORIES

FOOTNOTES

# CHEVROLET Chevelle

(10543) 1969 8 CYL. CHEVELLE SS 396, CONVERTIBLE w/6.5L (396 C.I.D.) ENG. (EXC. CHAMBERED PIPE)

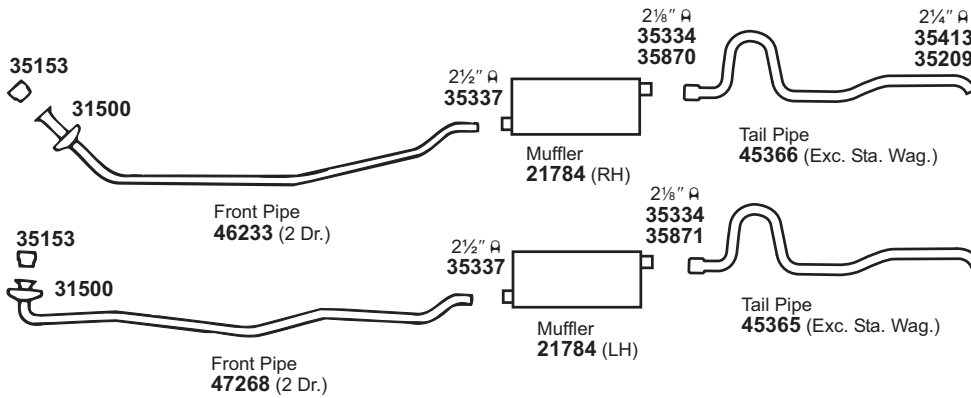


For 21784: SoundFX 18293  
Super Turbo 17749#

Tru-Fit 18120  
Ultra Flo SS 17258<sup>576</sup>

Univ. SoundFX 17831

(10544) 1968 8 CYL. CHEVELLE w/6.5L (396 C.I.D.) ENG.



For 21784: SoundFX 18293  
Super Turbo 17749#

Tru-Fit 18120  
Ultra Flo SS 17258<sup>576</sup>

Univ. SoundFX 17831

31500 Gskt.	35153 Bush.	35209 Hngr.	35870 Hngr.	35871 Hngr.															

NOT LEGAL FOR SALE IN STATE OF CALIFORNIA  
IN NEW YORK STATE, CONVERTERS LISTED ARE LEGAL FOR FEDERAL/EPA EMISSION VEHICLES ONLY

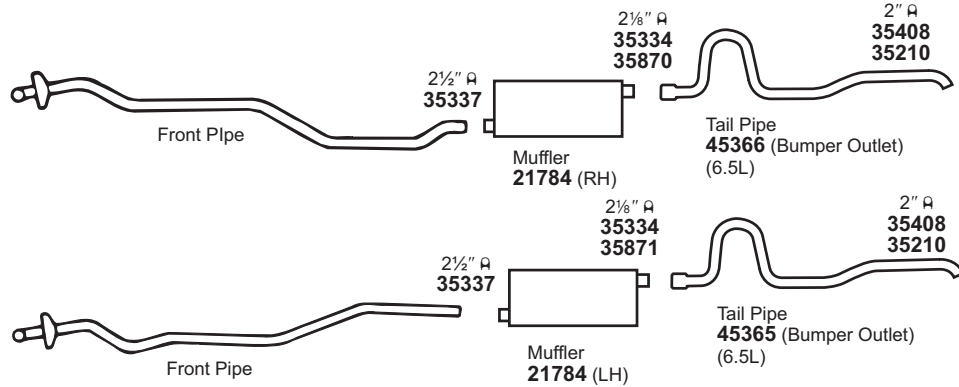
214 # Modifications and/or additional parts required.

576 For installation instructions and additional parts required, see the Cross Reference Chart in the Master Catalog.



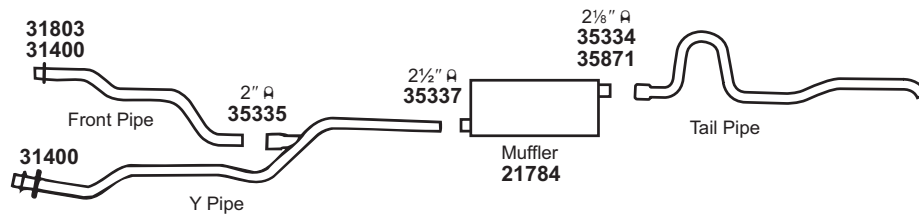
# CHEVROLET Chevelle

(10545) 1967-66 8 CYL. CHEVELLE w/6.5L (396 C.I.D.) ENG., DUAL EXHAUST  
 1967-65 8 CYL. CHEVELLE w/4.6L (283 C.I.D.), 5.4L (327 C.I.D.) ENG., DUAL EXHAUST



For 21784: SoundFX 18293 Super Turbo 17749#      Tru-Fit 18120 Ultra Flo SS 17258<sup>576</sup>      Univ. SoundFX 17831

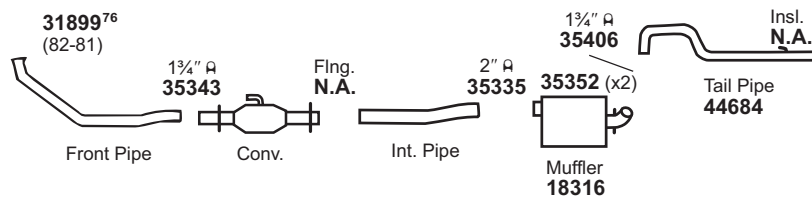
(10546) 1966-65 8 CYL. CHEVELLE w/5.4L (327 C.I.D.) ENG., SINGLE EXHAUST



For 21784: SoundFX 18293 Super Turbo 17749#      Tru-Fit 18120 Ultra Flo SS 17258<sup>576</sup>      Univ. SoundFX 17831

# CHEVROLET Chevette

(10547) 1987-79 4 CYL. CHEVETTE w/1.6L ENG.



For 18316: Tru-Fit 18146      Univ. SoundFX 17857

31400 Gskt.	31803 Fling.	31899 Fling.	35210 Hngr.	35352 Insl.	35870 Hngr.	35871 Hngr.									

NOT LEGAL FOR SALE IN STATE OF CALIFORNIA  
 IN NEW YORK STATE, CONVERTERS LISTED ARE LEGAL FOR FEDERAL/EPA EMISSION VEHICLES ONLY

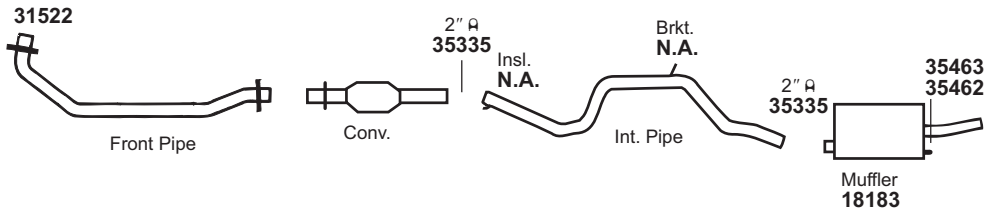
# Modifications and/or additional parts required.  
 76 W/Single Bed Pelletized Converter.

576 For installation instructions and additional parts required, see the Cross Reference Chart in the Master Catalog.

GENERAL INFORMATION  
 PASSENGER CAR  
 LIGHT TRUCK  
 MUFFLER SPECS.  
 OPTIONAL MUFFLERS  
 CONVERTER SPECS.  
 ACCESSORIES  
 FOOTNOTES

# CHEVROLET Citation

(10548) 1985-82 4 CYL. CITATION w/2.5L ENG.

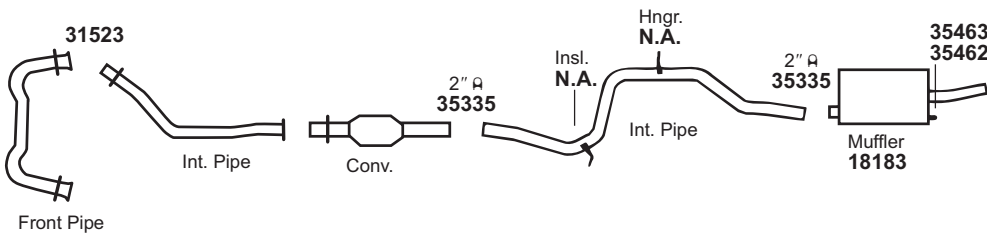


For 18183: Tru-Fit 18125<sup>520</sup>

Univ. SoundFX 17860#

Super Turbo 17730#

(10549) 1985-82 V6 CYL. CITATION w/2.8L ENG. CODE X (EXC. HIGH OUTPUT)

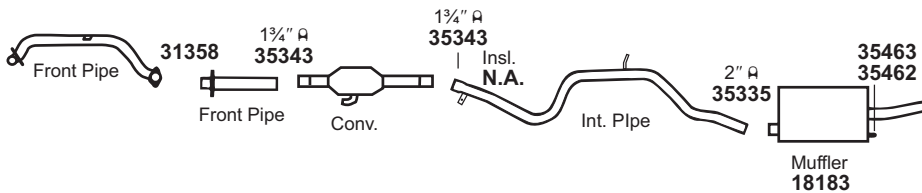


For 18183: Tru-Fit 18125<sup>520</sup>

Univ. SoundFX 17860#

Super Turbo 17730#

(10550) 1981 V6 CYL. CITATION w/2.8L ENG. (EXC. X-11)

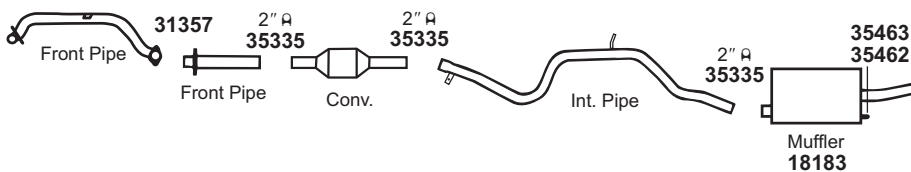


For 18183: Tru-Fit 18125<sup>520</sup>

Univ. SoundFX 17860#

Super Turbo 17730#

(10551) 1980 V6 CYL. CITATION w/2.8L (183 C.I.D.) ENG.



For 18183: Tru-Fit 18125<sup>520</sup>

Univ. SoundFX 17860#

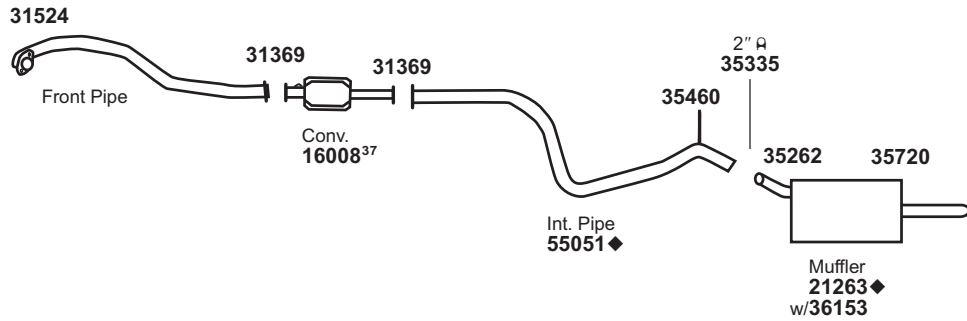
Super Turbo 17730#

31357 Gskt.	31358 Gskt.	31522 Gskt.	31523 Gskt.	35462 Insl.	35463 Brkt.								

NOT LEGAL FOR SALE IN STATE OF CALIFORNIA  
IN NEW YORK STATE, CONVERTERS LISTED ARE LEGAL FOR FEDERAL/EPA EMISSION VEHICLES ONLY

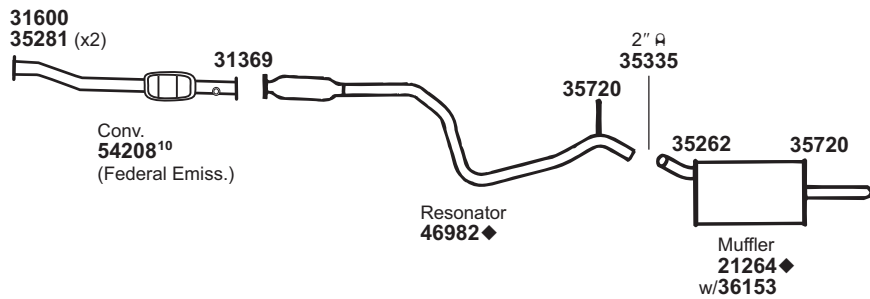
# CHEVROLET Corsica

(10552) 1996 4 CYL. CORSICA w/2.2L ENG.



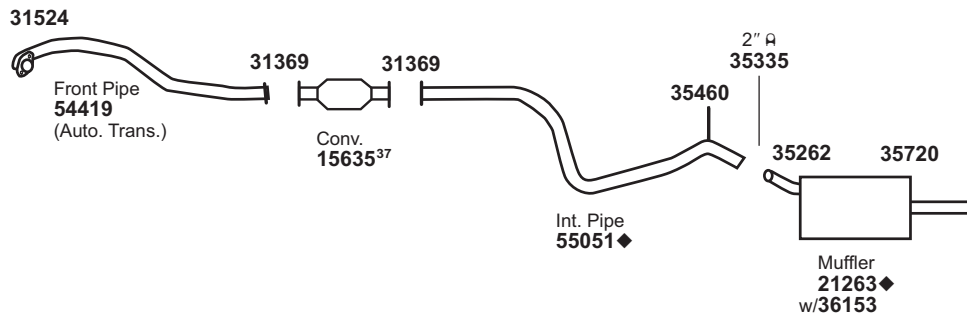
For 16008: Univ. Conv. 93251#  
For 21263: SoundFX 18578

(10553) 1996 6 CYL. CORSICA w/3.1L ENG.



For 21264: SoundFX 18584  
For 54208: Univ. Conv. 93252#

(10554) 1995 4 CYL. CORSICA w/2.2L ENG.



For 15635: Univ. Conv. 15036#  
For 21263: SoundFX 18578

31369 Gskt.	31524 Gskt.	31600 Gskt.	35262 Hngr.	35281 Spring	35460 Insl.	35720 Hngr.	36153 Strap							

NOT LEGAL FOR SALE IN STATE OF CALIFORNIA  
IN NEW YORK STATE, CONVERTERS LISTED ARE LEGAL FOR FEDERAL/EPA EMISSION VEHICLES ONLY

◆ If welded assembly, replace all required parts.  
# Modifications and/or additional parts required.

10 Fits Federal/EPA Emission Vehicles.  
37 Fits All Emissions Vehicles.

GENERAL INFORMATION

PASSENGER CAR

LIGHT TRUCK

MUFFLER SPECS.

OPTIONAL MUFFLERS

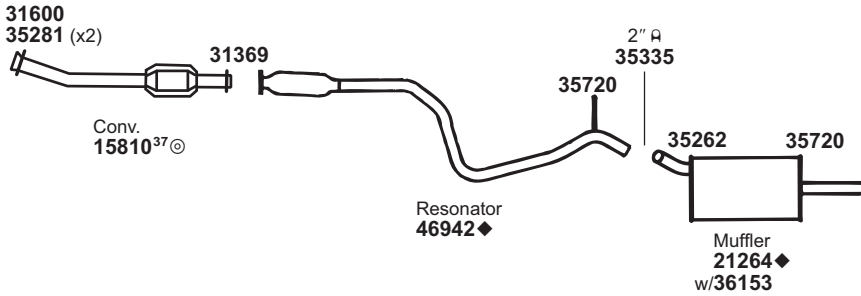
CONVERTER SPECS.

ACCESSORIES

FOOTNOTES

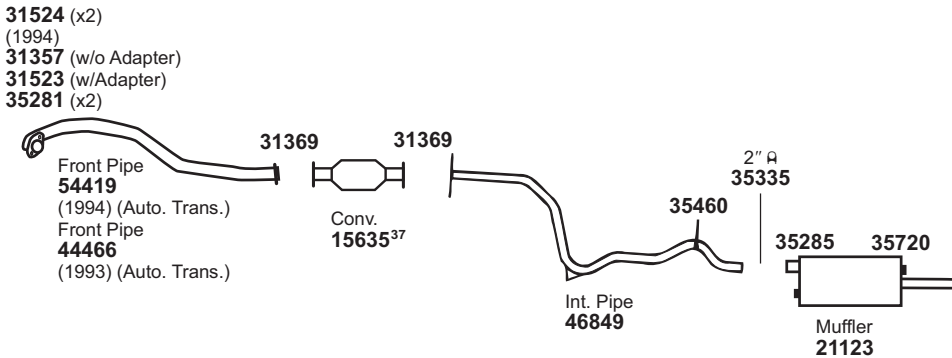
# CHEVROLET Corsica

(10555) 1995 6 CYL. CORSICA w/3.1L ENG.



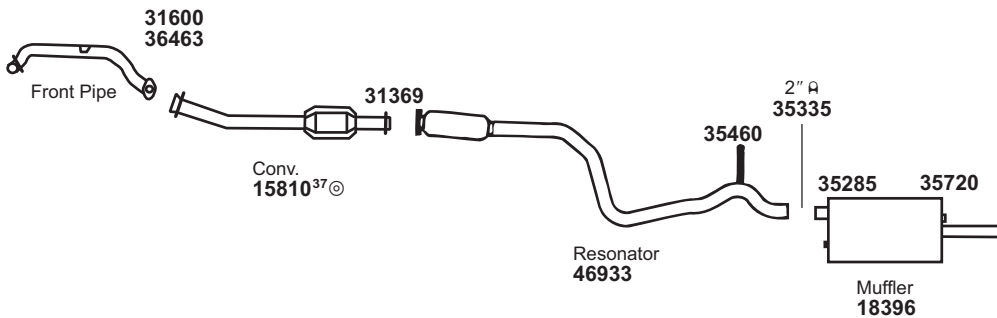
For 15810: Univ. Conv. 15051#  
For 21264: SoundFX 18584

(10556) 1994-93 4 CYL. CORSICA w/2.2L ENG.



For 15635: Univ. Conv. 15036#  
For 21123: SoundFX 18483

(10557) 1994 6 CYL. CORSICA w/3.1L ENG.



For 15810: Univ. Conv. 15051#

31357 Gskt. 	31369 Gskt. 	31523 Gskt. 	31524 Gskt. 	31600 Gskt. 	35262 Hngr. 	35281 Spring 	35285 Hngr. 	35460 Insl. 	35720 Hngr. 	36153 Strap 	36463 Sprgs. 		
--------------------	--------------------	--------------------	--------------------	--------------------	--------------------	---------------------	--------------------	--------------------	--------------------	--------------------	---------------------	--	--

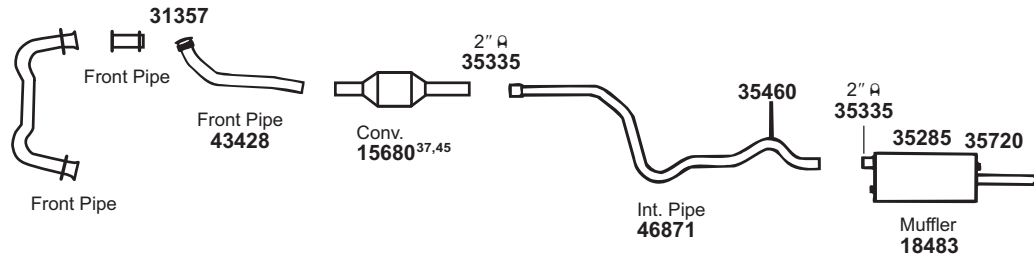
NOT LEGAL FOR SALE IN STATE OF CALIFORNIA  
IN NEW YORK STATE, CONVERTERS LISTED ARE LEGAL FOR FEDERAL/EPA EMISSION VEHICLES ONLY

◆ If welded assembly, replace all required parts.  
⊙ Air Gap Pipe. Appearance may be different than O.E. Pipe. Air space between Pipes acts as a Heat Insulator.

# Modifications and/or additional parts required.  
37 Fits All Emissions Vehicles.

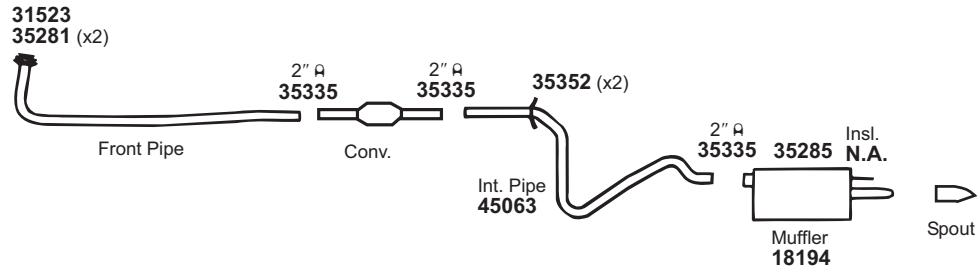
# CHEVROLET Corsica

(10558) 1993 6 CYL. CORSICA w/3.1L ENG.



For 15680: Univ. Conv. 15036#

(10559) 1992-90 4 CYL. CORSICA w/2.2L ENG.

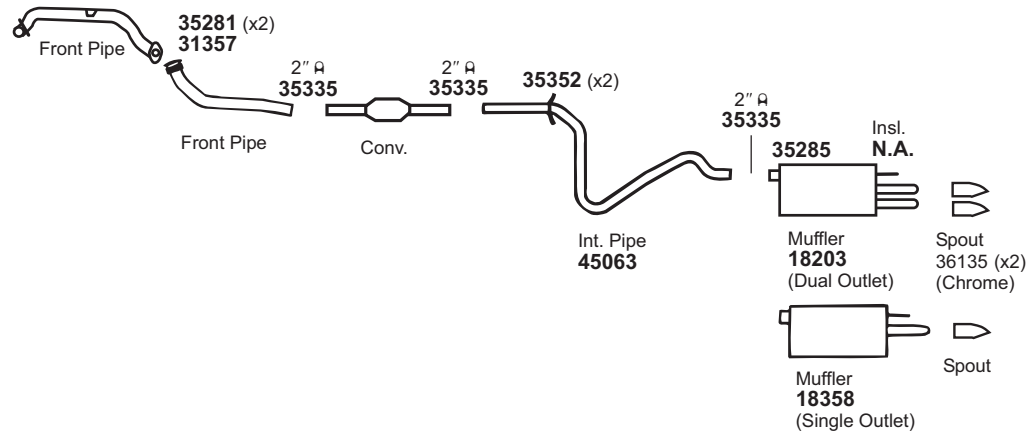


NOTE: To connect pipe 45063 to O.E. converter:

- 1) Cut immediately upstream of pipe-to-converter weld.
- 2) Remove the remaining O.E. pipe material inside the converter bushing before inserting new pipe.
- 3) Insert 45063 into the remaining stub on converter outlet.

For 18194: Tru-Fit 18155<sup>579</sup>

(10560) 1992-90 6 CYL. CORSICA w/3.1L ENG.



NOTE: To connect pipe 45063 to O.E. converter:

- 1) Cut immediately upstream of pipe-to-converter weld.
- 2) Remove the remaining O.E. pipe material inside the converter bushing before inserting new pipe.
- 3) Insert 45063 into the remaining stub on converter outlet.

For 18203: Tru-Fit 18155<sup>563,579</sup>

31357 Gskt.	31523 Gskt.	35281 Spring	35285 Hngr.	35352 Insl.	35460 Insl.	35720 Hngr.									

NOT LEGAL FOR SALE IN STATE OF CALIFORNIA  
IN NEW YORK STATE, CONVERTERS LISTED ARE LEGAL FOR FEDERAL/EPA EMISSION VEHICLES ONLY

# Modifications and/or additional parts required.

37 Fits All Emissions Vehicles.

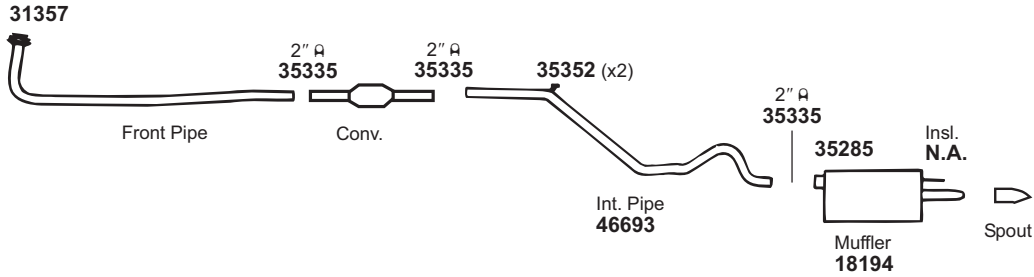
45 OE exhaust system is completely welded. Additional adapters and cutting the OE pipes may be required to complete installation. Only failed Converters may be replaced.

563 Single Outlet Muffler replaces Dual Outlet Muffler.

579 Requires 41299 Spout & (1) Extra 35408 (2") Clamp.

# CHEVROLET Corsica

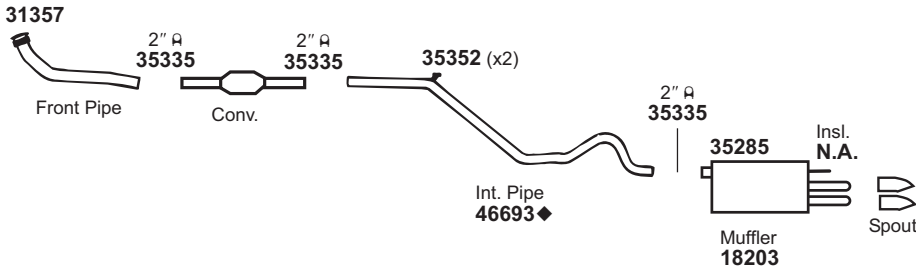
(10561) 1989-87 4 CYL. CORSICA w/2.0L ENG.



**NOTE:** To connect 46693 to O.E. converter:  
 1) Cut immediately upstream of pipe-to-converter weld.  
 2) Remove the remaining O.E. pipe material inside the converter bushing before inserting new pipe.  
 3) Insert 46693 into the remaining stub on converter outlet.

For 18194: Tru-Fit 18155<sup>579</sup>

(10562) 1989-87 6 CYL. CORSICA w/2.8L ENG.

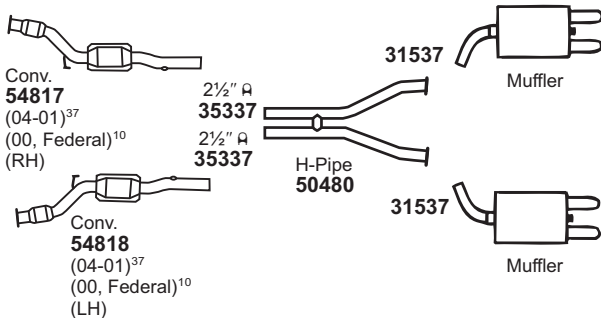


**NOTE:** To connect 46693 to O.E. converter:  
 1) Cut immediately upstream of pipe-to-converter weld.  
 2) Remove the remaining O.E. pipe material inside the converter bushing before inserting new pipe.  
 3) Insert 46693 into the remaining stub on converter outlet.

For 18203: Tru-Fit 18155<sup>563,579</sup>

# CHEVROLET Corvette

(10563) 2004-00 8 CYL. CORVETTE w/5.7L ENG., ENGINE VIN G



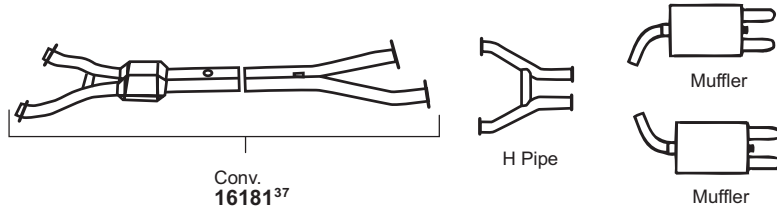
31357 Gskt.	31537 Gskt.	35285 Hngr.	35352 Insl.										

NOT LEGAL FOR SALE IN STATE OF CALIFORNIA  
 IN NEW YORK STATE, CONVERTERS LISTED ARE LEGAL FOR FEDERAL/EPA EMISSION VEHICLES ONLY

◆ If welded assembly, replace all required parts.  
 10 Fits Federal/EPA Emission Vehicles.  
 220 37 Fits All Emissions Vehicles.  
 563 Single Outlet Muffler replaces Dual Outlet Muffler.  
 579 Requires 41299 Spout & (1) Extra 35408 (2") Clamp.

# CHEVROLET Corvette

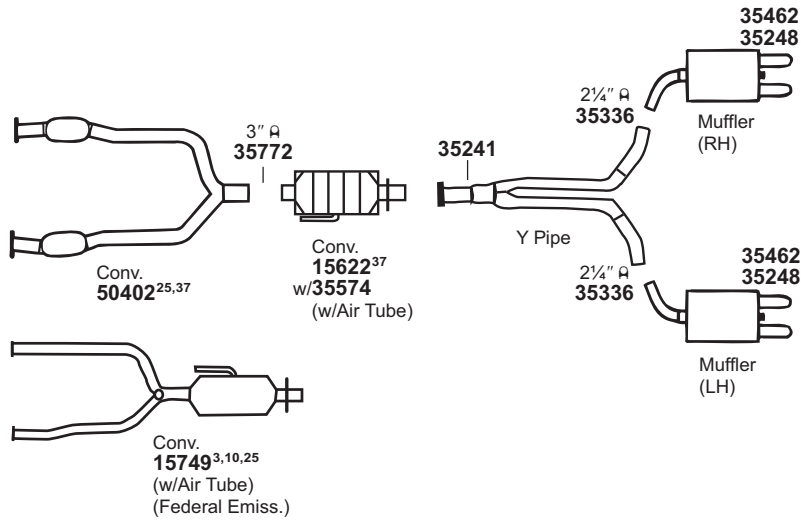
(10564) 1999-97 8 CYL. CORVETTE w/5.7L ENG.



GENERAL INFORMATION

PASSENGER CAR

(10565) 1991 8 CYL. CORVETTE w/5.7L ENG. (EXC. ZR-1)



For 15622: Univ. Conv. 15043#

LIGHT TRUCK

MUFFLER SPECS.

OPTIONAL MUFFLERS

CONVERTER SPECS.

ACCESSORIES

FOOTNOTES

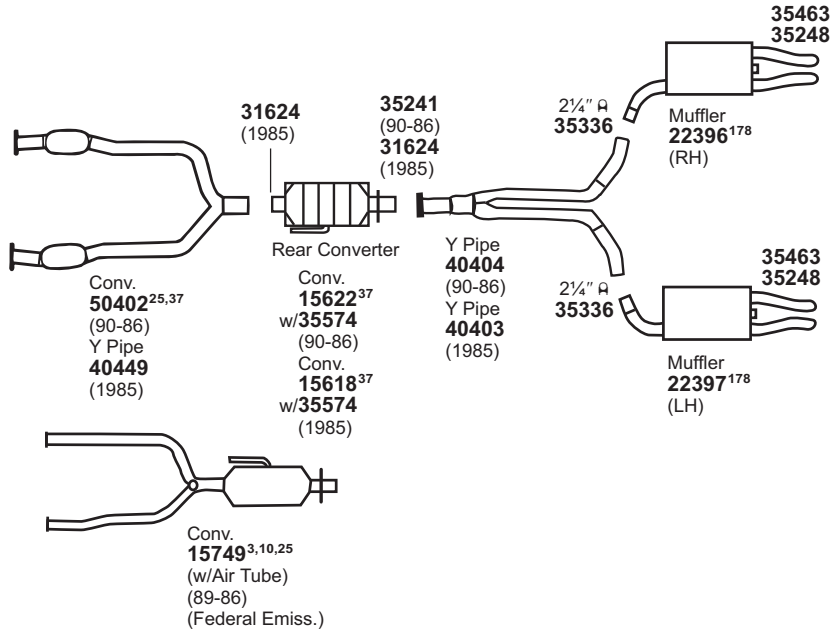
35241 Insl.	35248 Hngr.	35462 Insl.																	

NOT LEGAL FOR SALE IN STATE OF CALIFORNIA  
IN NEW YORK STATE, CONVERTERS LISTED ARE LEGAL FOR FEDERAL/EPA EMISSION VEHICLES ONLY

# Modifications and/or additional parts required.  
 3 May require 35574 Air Tube Kit for installation.  
 10 Fits Federal/EPA Emission Vehicles.  
 25 Replaces multiple O.E. Converters. Only failed Converters may be replaced. See Catalytic Converter Installation Guide.  
 37 Fits All Emissions Vehicles.

# CHEVROLET Corvette

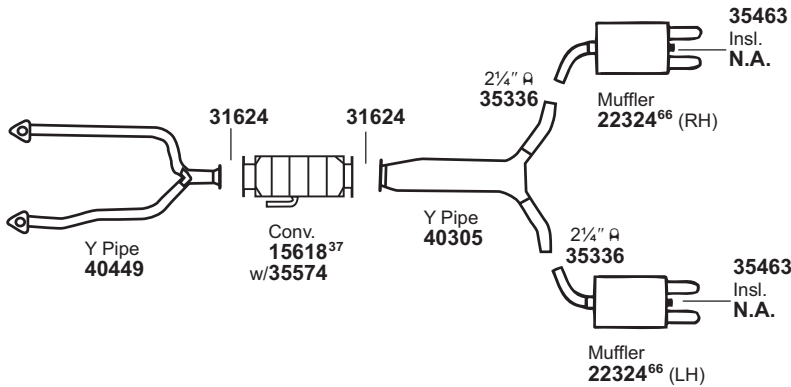
(10566) 1990-85 8 CYL. CORVETTE w/5.7L ENG. (EXC. ZR-1)



For 15618: Univ. Conv. 15043#  
For 15622: Univ. Conv. 15043#  
For 22396: SoundFX 18418  
For 22397: SoundFX 18417

Super Turbo 17760<sup>576</sup>  
Super Turbo 17761<sup>576</sup>

(10567) 1984 8 CYL. CORVETTE w/5.7L ENG.



For 15618: Univ. Conv. 15043#  
For 22324: Super Turbo 17760<sup>576</sup>

31624 Gskt.	35241 Insl.	35248 Hngr.	35463 Brkt.																

NOT LEGAL FOR SALE IN STATE OF CALIFORNIA  
IN NEW YORK STATE, CONVERTERS LISTED ARE LEGAL FOR FEDERAL/EPA EMISSION VEHICLES ONLY

# Modifications and/or additional parts required.  
3 May require 35574 Air Tube Kit for installation.  
10 Fits Federal/EPA Emission Vehicles.

25 Replaces multiple O.E. Converters. Only failed Converters may be replaced. See Catalytic Converter Installation Guide.

37 Fits All Emissions Vehicles.

66 Elbow & Clamp in carton.

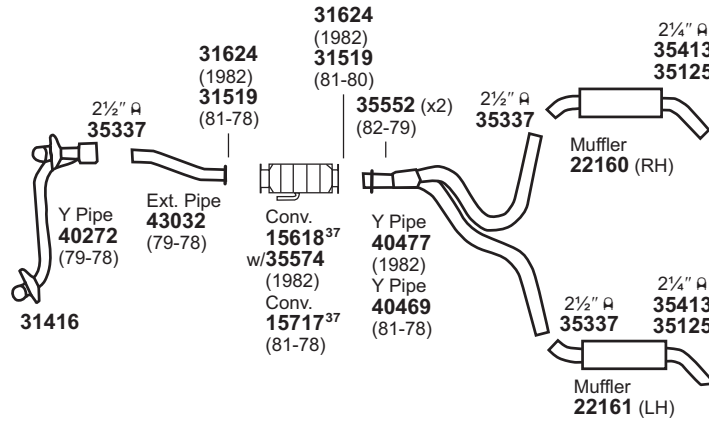
178 Requires 1 M10 X 1.5 X 1" Hex Head Bolt.

576 For installation instructions and additional parts required, see the Cross Reference Chart in the Master Catalog.



# CHEVROLET Corvette

(10568) 1982-79 8 CYL. CORVETTE  
1978 8 CYL. CORVETTE w/HIGH PERFORMANCE ENG.



NOTE: Reuse existing shields. If not reusable, O.E. parts are required.

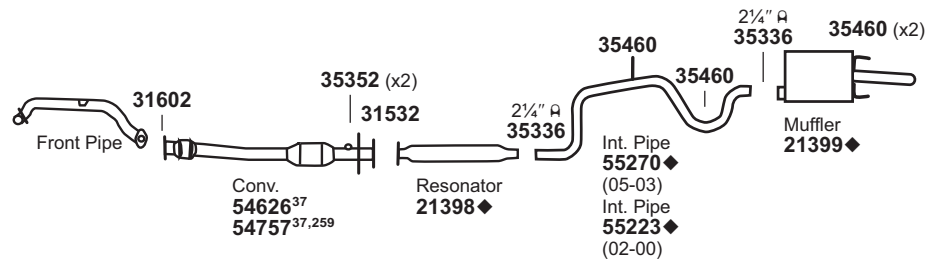
**DYNOMAX** SYSTEM AVAILABLE, See DynoMax Catalog

For 15618: Univ. Conv. 15043#  
For 15717: Univ. Conv. 15037#  
For 22160: Super Turbo 17734#  
For 22161: Super Turbo 17734#

Ultra Flo SS 17258<sup>576</sup>  
Ultra Flo SS 17258<sup>576</sup>

# CHEVROLET Impala

(10569) 2005-00 6 CYL. IMPALA w/3.4L ENG.



For 21399: SoundFX 18893  
For 54626: Univ. Conv. 93252#

Super Turbo 17731#

Ultra Flo SS 17282#

31416 Gskt.	31519 Gskt.	31532 Gskt.	31602 Gskt.	31624 Gskt.	35125 Brkt.	35352 Insl.	35460 Insl.	35552 Insl.						

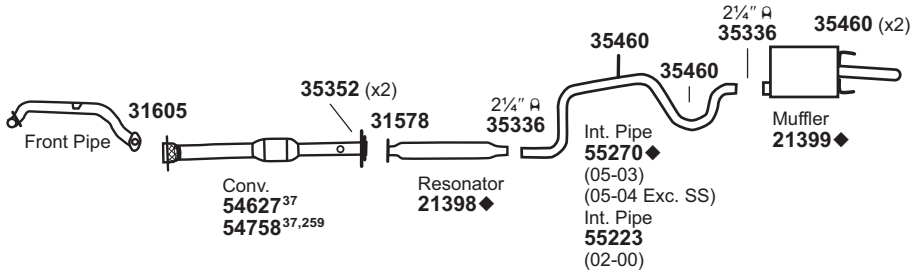
NOT LEGAL FOR SALE IN STATE OF CALIFORNIA  
IN NEW YORK STATE, CONVERTERS LISTED ARE LEGAL FOR FEDERAL/EPA EMISSION VEHICLES ONLY

◆ If welded assembly, replace all required parts.  
# Modifications and/or additional parts required.  
37 Fits All Emissions Vehicles.

259 Optional Part Number - Extra Precious Metal Loading.  
576 For installation instructions and additional parts required, see the Cross Reference Chart in the Master Catalog.

# CHEVROLET Impala

(10570) 2005-00 6 CYL. IMPALA w/3.8L ENG.



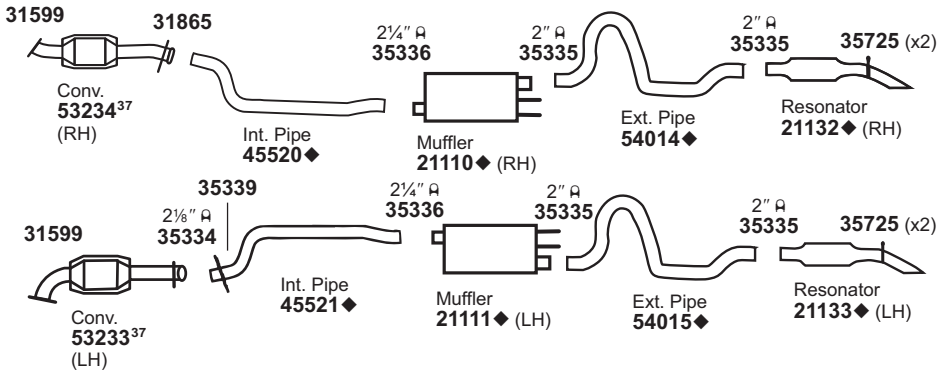
**DYNOMAX** SYSTEM AVAILABLE, See DynoMax Catalog

For 21399: SoundFX 18893  
For 54627: Univ. Conv. 93253#

Super Turbo 17731#

Ultra Flo SS 17282#

(10571) 1996 8 CYL. IMPALA SS w/5.7L ENG.



**DYNOMAX** SYSTEM AVAILABLE, See DynoMax Catalog

For 21110: SoundFX 18598  
For 21111: SoundFX 18599  
For 53233: Univ. Conv. 15038#  
For 53234: Univ. Conv. 15038#

Univ. SoundFX 17846#  
Univ. SoundFX 17846#

Super Turbo 17732#  
Super Turbo 17732#

31578 Gskt.	31599 Gskt.	31605 Gskt.	31865 Flng.	35339 Brkt.	35352 Insl.	35460 Insl.	35725 Insl.								

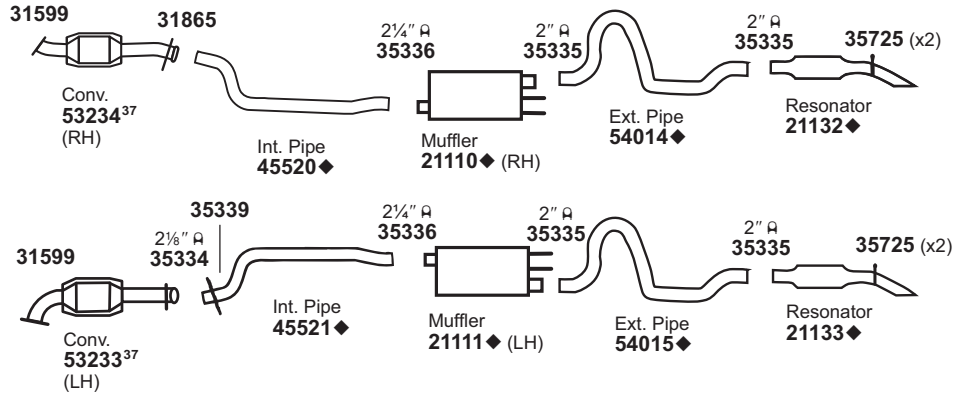
NOT LEGAL FOR SALE IN STATE OF CALIFORNIA  
IN NEW YORK STATE, CONVERTERS LISTED ARE LEGAL FOR FEDERAL/EPA EMISSION VEHICLES ONLY

224 ♦ If welded assembly, replace all required parts.  
# Modifications and/or additional parts required.

37 Fits All Emissions Vehicles.  
259 Optional Part Number - Extra Precious Metal Loading.

# CHEVROLET Impala

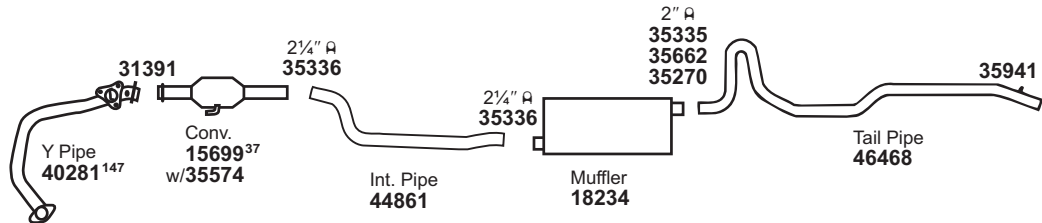
(10572) 1995-94 8 CYL. IMPALA w/5.7L ENG.



**DYNOMAX** SYSTEM AVAILABLE, See DynoMax Catalog

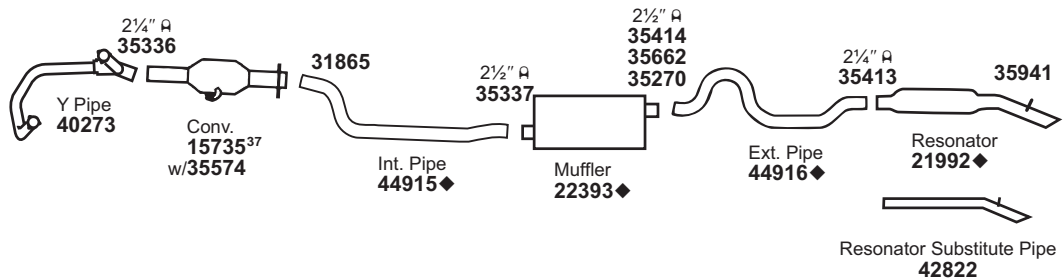
For 21110: SoundFX 18598      Univ. SoundFX 17846#      Super Turbo 17732#  
 For 21111: SoundFX 18599      Univ. SoundFX 17846#      Super Turbo 17732#  
 For 53233: Univ. Conv. 15038#  
 For 53234: Univ. Conv. 15038#

(10573) 1985 6 CYL. IMPALA w/4.3L ENG.



For 15699: Univ. Conv. 15032#      Univ. SoundFX 17846      Super Turbo 17732#  
 For 18234: Tru-Fit 18172

(10574) 1985 8 CYL. IMPALA w/5.0L ENG.



For 15735: Univ. Conv. 15032#      Univ. SoundFX 17852#      Glasspack 24069<sup>545</sup>  
 For 21992: SoundFX 18352      Tru-Fit 18175      Univ. SoundFX 17843#  
 For 22393: SoundFX 18339      Ultra Flo SS 17258<sup>576</sup>  
 Super Turbo 17734#

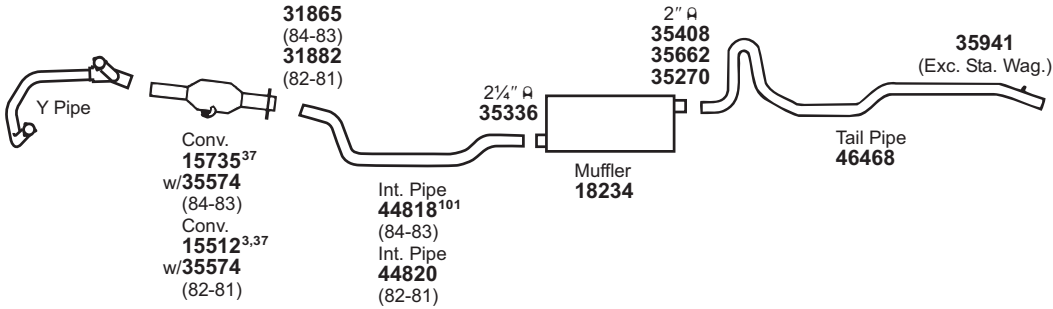
31391 Gskt.	31599 Gskt.	31865 Flng.	35270 Hngr.	35339 Brkt.	35662 Brkt.	35725 Insl.	35941 Hngr.								

NOT LEGAL FOR SALE IN STATE OF CALIFORNIA  
 IN NEW YORK STATE, CONVERTERS LISTED ARE LEGAL FOR FEDERAL/EPA EMISSION VEHICLES ONLY

◆ If welded assembly, replace all required parts.  
 # Modifications and/or additional parts required.  
 37 Fits All Emissions Vehicles.  
 147 If sensor installation required, drill 1/2" hole in Pipe at tap.  
 545 Requires 35003 Bracket & 41206 Spout on Outlet.  
 576 For installation instructions and additional parts required, see the Cross Reference Chart in the Master Catalog.

# CHEVROLET Impala

(10575) 1984-81 V6 CYL. IMPALA w/3.8L (229 C.I.D.) ENG.



For 15512: Univ. Conv. 15032#

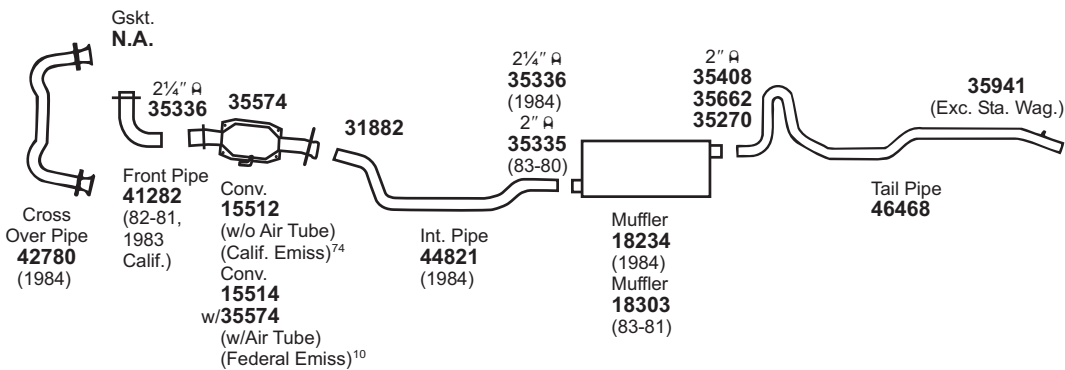
For 15735: Univ. Conv. 15032#

For 18234: Tru-Fit 18172

Univ. SoundFX 17846

Super Turbo 17732#

(10576) 1984-81 V6 CYL. IMPALA w/3.8L (231 C.I.D.) ENG.



For 15512: Univ. Conv. 15032#

For 15514: Univ. Conv. 15032#

For 18234: Tru-Fit 18172

For 18303: Tru-Fit 18105

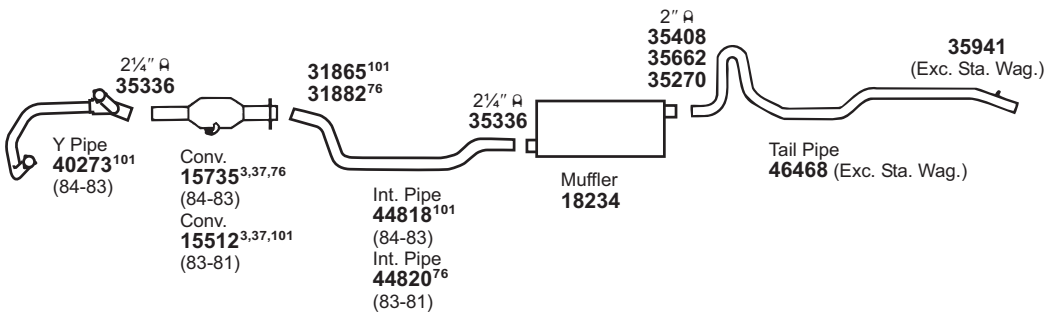
Univ. SoundFX 17846

Univ. SoundFX 17877

Super Turbo 17732#

Super Turbo 17736#

(10577) 1984-81 8 CYL. IMPALA w/5.0L (305 C.I.D.) ENG., 4BBL



For 15512: Univ. Conv. 15032#

For 15735: Univ. Conv. 15032#

For 18234: Tru-Fit 18172

Univ. SoundFX 17846

Super Turbo 17732#

31865 Flng.	31882 Flng.	35270 Hngr.	35662 Brkt.	35941 Hngr.									

NOT LEGAL FOR SALE IN STATE OF CALIFORNIA  
IN NEW YORK STATE, CONVERTERS LISTED ARE LEGAL FOR FEDERAL/EPA EMISSION VEHICLES ONLY

# Modifications and/or additional parts required.

3 May require 35574 Air Tube Kit for installation.

10 Fits Federal/EPA Emission Vehicles.

37 Fits All Emissions Vehicles.

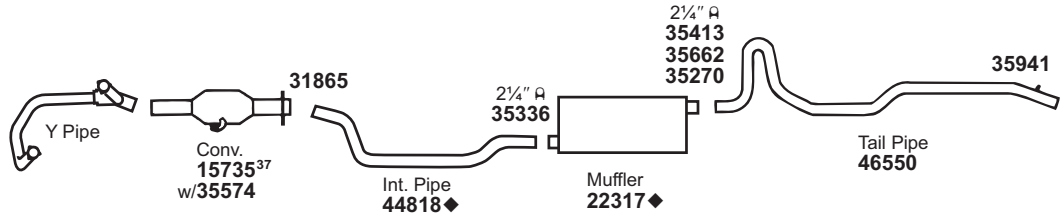
74 Fits California/50 State Emission Vehicles.

76 W/Single Bed Pelletized Converter.

101 W/Dual Bed Monolithic Converter.

# CHEVROLET Impala

(10578) 1984-83 8 CYL. IMPALA POLICE CAR w/5.7L GAS ENG.

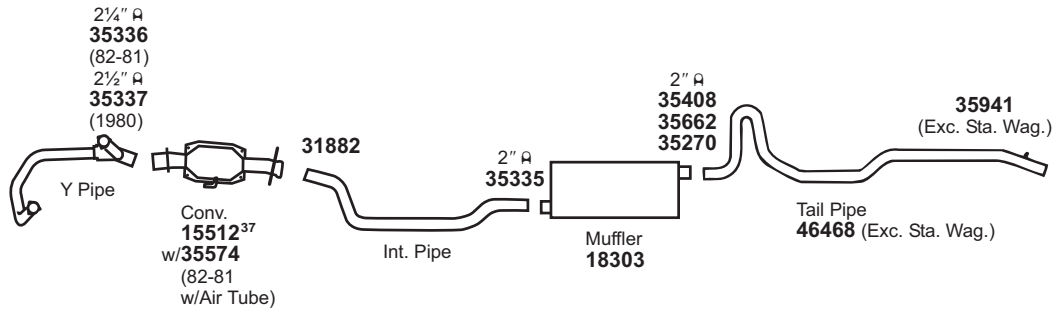


For 15735: Univ. Conv. 15032#  
 For 22317: SoundFX 18235 Tru-Fit 18141 Univ. SoundFX 17843  
 Super Turbo 17732#

GENERAL INFORMATION

PASSENGER CAR

(10579) 1982-80 8 CYL. IMPALA w/4.4L (267 C.I.D.) ENG.

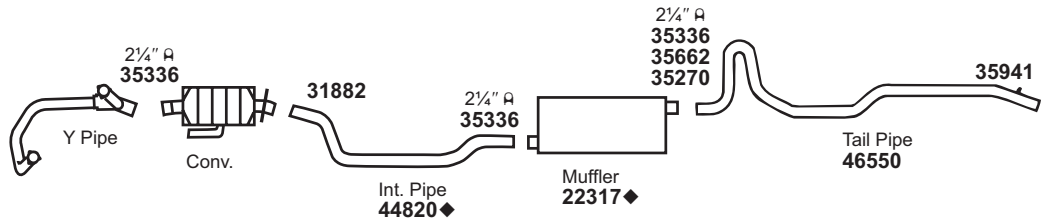


For 15512: Univ. Conv. 15032#  
 For 18303: Tru-Fit 18105 Univ. SoundFX 17877 Super Turbo 17736#

LIGHT TRUCK

MUFFLER SPECS.

(10580) 1982 8 CYL. IMPALA w/5.7L (350 C.I.D.) GAS ENG.

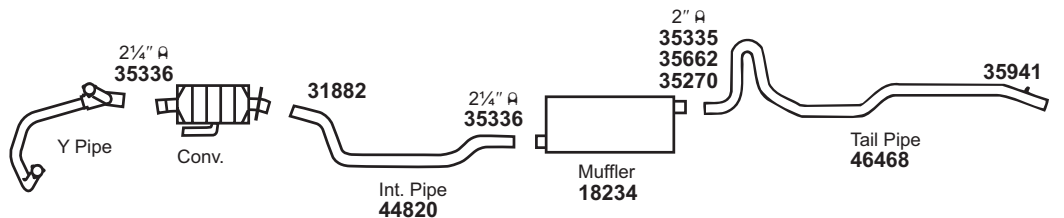


For 22317: SoundFX 18235 Tru-Fit 18141 Univ. SoundFX 17843  
 Super Turbo 17732#

OPTIONAL MUFFLERS

CONVERTER SPECS.

(10581) 1981 8 CYL. IMPALA w/5.7L (350 C.I.D.) GAS ENG.



For 18234: Tru-Fit 18172 Univ. SoundFX 17846 Super Turbo 17732#

ACCESSORIES

FOOTNOTES

31865 Fling. 	31882 Fling. 	35270 Hngr. 	35662 Brkt. 	35941 Hngr. 										
---------------------	---------------------	--------------------	--------------------	--------------------	--	--	--	--	--	--	--	--	--	--

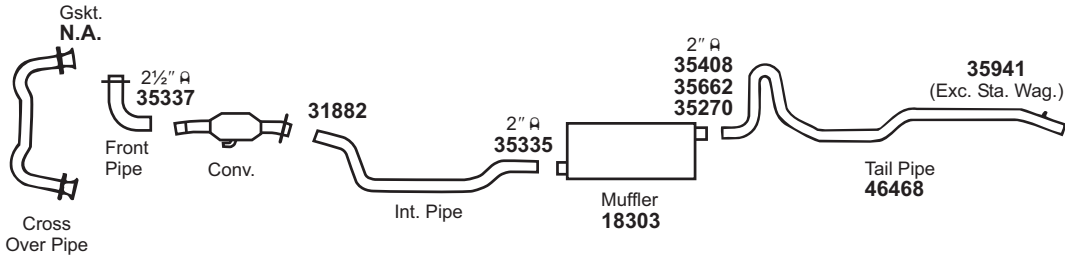
NOT LEGAL FOR SALE IN STATE OF CALIFORNIA  
 IN NEW YORK STATE, CONVERTERS LISTED ARE LEGAL FOR FEDERAL/EPA EMISSION VEHICLES ONLY

◆ If welded assembly, replace all required parts.  
 # Modifications and/or additional parts required.

37 Fits All Emissions Vehicles.

# CHEVROLET Impala

(10582) 1980 V6 CYL. IMPALA w/3.8L (231 C.I.D.) ENG.

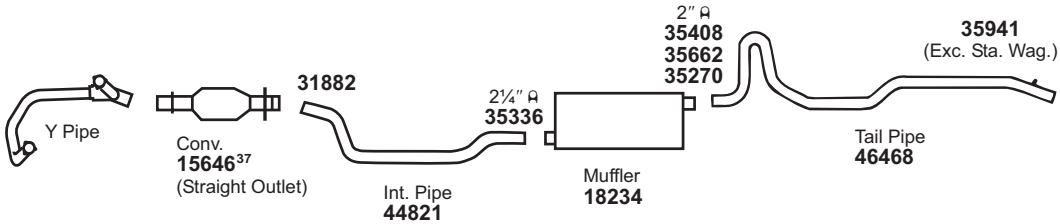


For 18303: Tru-Fit 18105

Univ. SoundFX 17877

Super Turbo 17736#

(10583) 1980 V6 CYL. IMPALA w/3.8L (229 C.I.D.) ENG.



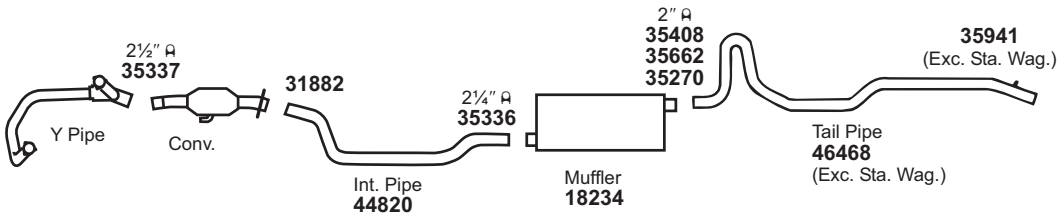
For 15646: Univ. Conv. 15037#

For 18234: Tru-Fit 18172

Univ. SoundFX 17846

Super Turbo 17732#

(10584) 1980 8 CYL. IMPALA w/5.0L (305 C.I.D.) ENG., 4BBL

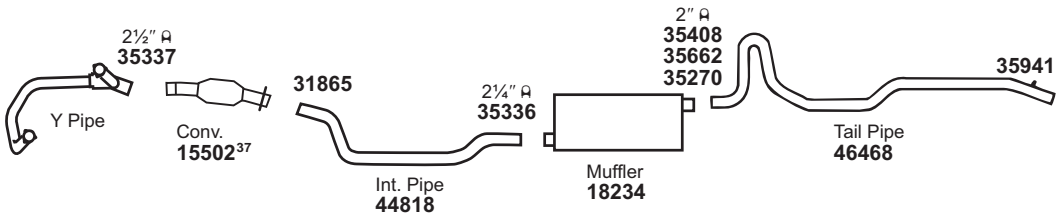


For 18234: Tru-Fit 18172

Univ. SoundFX 17846

Super Turbo 17732#

(10585) 1980 8 CYL. IMPALA w/5.7L (350 C.I.D.) ENG., 4BBL (EXC. STATION WAGON)



For 15502: Univ. Conv. 15038#

For 18234: Tru-Fit 18172

Univ. SoundFX 17846

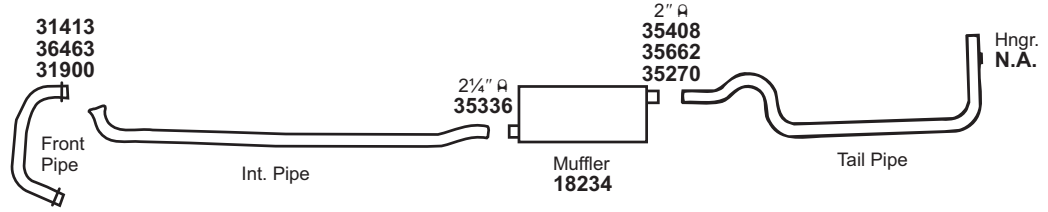
Super Turbo 17732#

31865 Fling. 	31882 Fling. 	35270 Hngr. 	35662 Brkt. 	35941 Hngr. 									
---------------------	---------------------	--------------------	--------------------	--------------------	--	--	--	--	--	--	--	--	--

NOT LEGAL FOR SALE IN STATE OF CALIFORNIA  
IN NEW YORK STATE, CONVERTERS LISTED ARE LEGAL FOR FEDERAL/EPA EMISSION VEHICLES ONLY

# CHEVROLET Impala

(10586) 1980 8 CYL. IMPALA STATION WAGON w/5.7L (350 C.I.D.) DIESEL ENG.

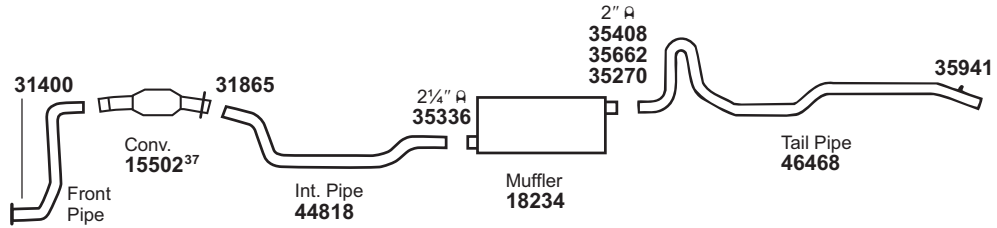


For 18234: Tru-Fit 18172 Univ. SoundFX 17846 Super Turbo 17732#

GENERAL INFORMATION

PASSENGER CAR

(10587) 1979-77 6 CYL. IMPALA w/4.1L (250 C.I.D.) ENG.

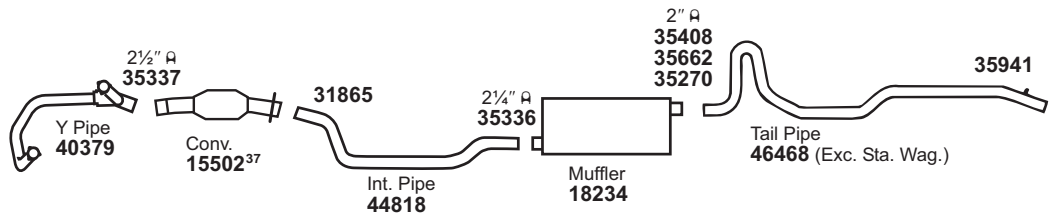


For 15502: Univ. Conv. 15038#  
For 18234: Tru-Fit 18172 Univ. SoundFX 17846 Super Turbo 17732#

LIGHT TRUCK

MUFFLER SPECS.

(10588) 1979-77 8 CYL. IMPALA w/5.0L (305 C.I.D.) ENG.

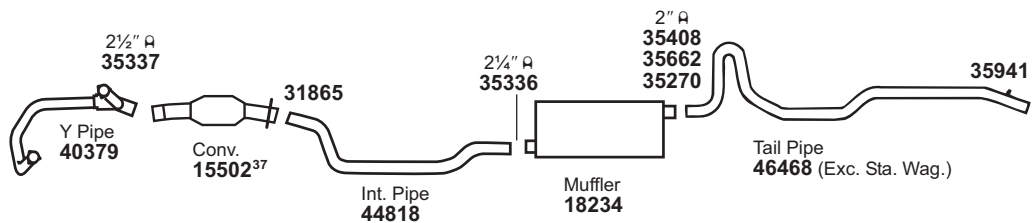


For 15502: Univ. Conv. 15038#  
For 18234: Tru-Fit 18172 Univ. SoundFX 17846 Super Turbo 17732#

OPTIONAL MUFFLERS

CONVERTER SPECS.

(10589) 1979-77 8 CYL. IMPALA w/5.7L (350 C.I.D.) ENG.



For 15502: Univ. Conv. 15038#  
For 18234: Tru-Fit 18172 Univ. SoundFX 17846 Super Turbo 17732#

ACCESSORIES

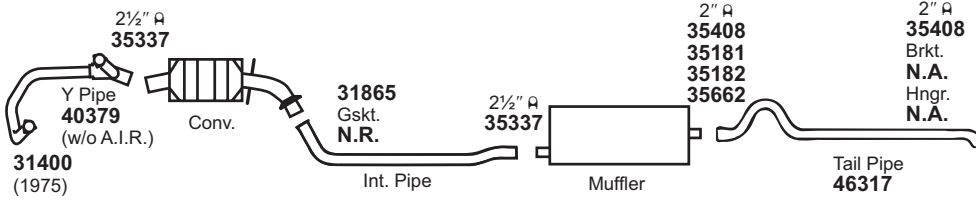
FOOTNOTES

31400 Gskt.	31413 Gskt.	31865 Fling.	31900 Fling.	35270 Hngr.	35662 Brkt.	35941 Hngr.	36463 Sprgs.						

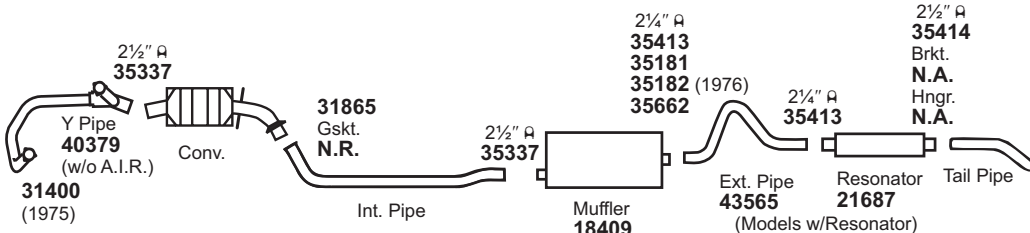
NOT LEGAL FOR SALE IN STATE OF CALIFORNIA  
IN NEW YORK STATE, CONVERTERS LISTED ARE LEGAL FOR FEDERAL/EPA EMISSION VEHICLES ONLY

# CHEVROLET Impala

(10590) 1976-75 8 CYL. IMPALA w/5.7L (350 C.I.D.) ENG. (EXC. STATION WAGON)

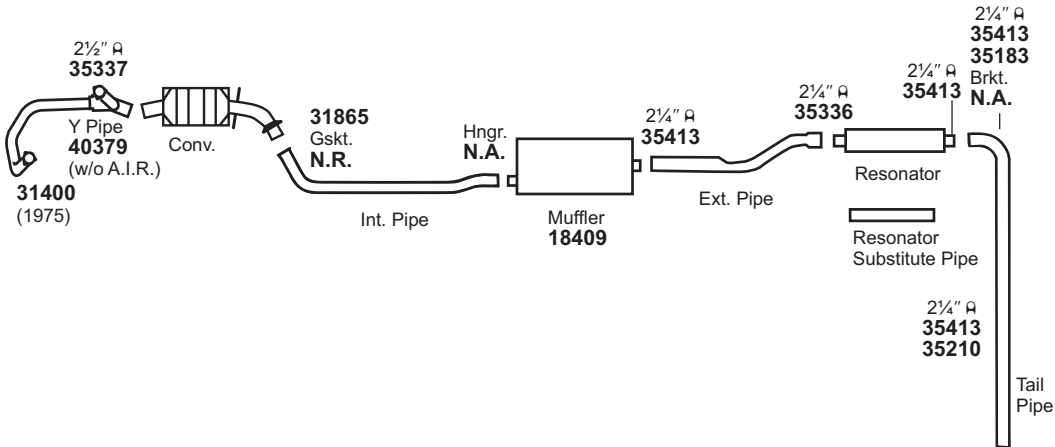


(10591) 1976-75 8 CYL. IMPALA w/6.6L (400 C.I.D.) ENG. (EXC. STATION WAGON)



For 18409: Tru-Fit 18112 Ultra Flo SS 17289#  
For 21687: Univ. SoundFX 17812#  
Univ. SoundFX 17824  
Super Turbo 17748#

(10592) 1976-75 8 CYL. IMPALA STATION WAGON w/6.6L (400 C.I.D.) ENG.



For 18409: Tru-Fit 18112 Ultra Flo SS 17289#  
Univ. SoundFX 17824  
Super Turbo 17748#

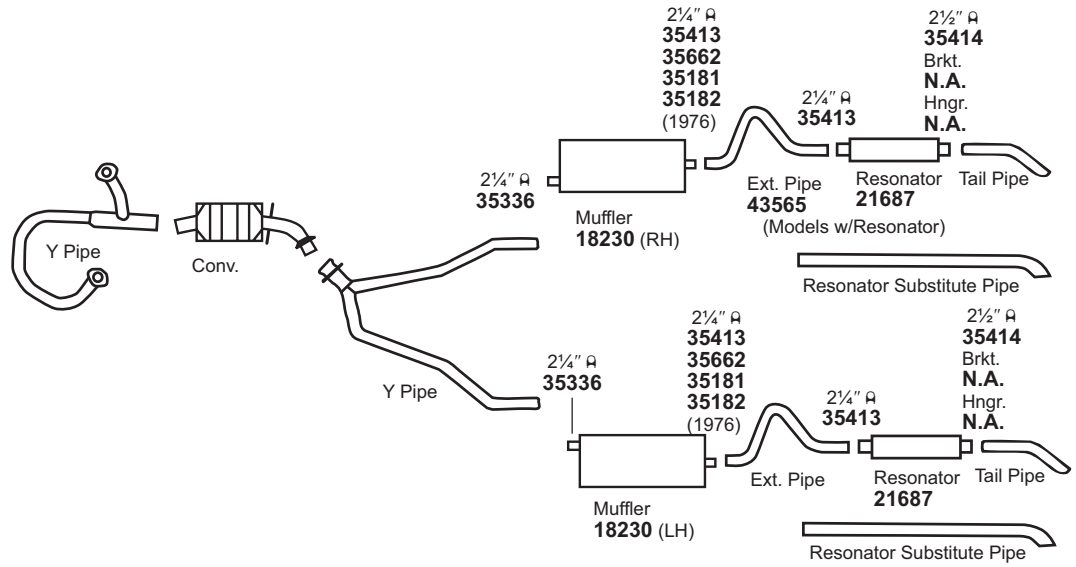
31400 Gskt.	31865 Fling.	35181 Brkt.	35182 Brkt.	35183 Insl.	35210 Hngr.	35662 Brkt.						

NOT LEGAL FOR SALE IN STATE OF CALIFORNIA  
IN NEW YORK STATE, CONVERTERS LISTED ARE LEGAL FOR FEDERAL/EPA EMISSION VEHICLES ONLY



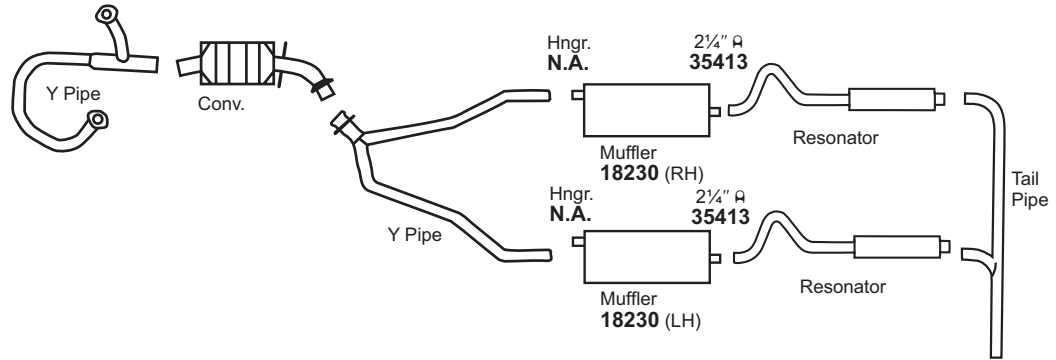
# CHEVROLET Impala

(10593) 1976-75 8 CYL. IMPALA w/7.4L (454 C.I.D.) ENG. (EXC. STATION WAGON)



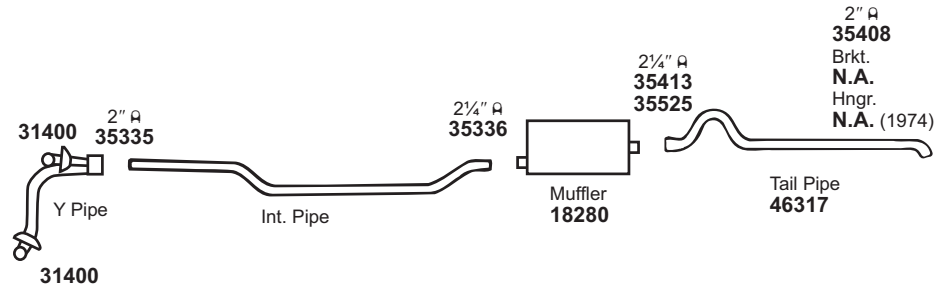
For 18230: Tru-Fit 18113      Univ. SoundFX 17808      Super Turbo 17747#  
 For 21687: Univ. SoundFX 17812#

(10594) 1976-75 8 CYL. IMPALA STATION WAGON w/7.4L (454 C.I.D.) ENG.



For 18230: Tru-Fit 18113      Univ. SoundFX 17808      Super Turbo 17747#

(10595) 1974-73 8 CYL. IMPALA w/5.7L (350 C.I.D.), 6.6L (400 C.I.D.) ENG. (EXC. STATION WAGON), SINGLE EXHAUST



For 18280: Tru-Fit 18111      Univ. SoundFX 17800      Super Turbo 17747#

31400 Gskt.	35181 Brkt.	35182 Brkt.	35525 Hngr.	35662 Brkt.									

NOT LEGAL FOR SALE IN STATE OF CALIFORNIA  
 IN NEW YORK STATE, CONVERTERS LISTED ARE LEGAL FOR FEDERAL/EPA EMISSION VEHICLES ONLY

# Modifications and/or additional parts required.

GENERAL INFORMATION

PASSENGER CAR

LIGHT TRUCK

MUFFLER SPECS.

OPTIONAL MUFFLERS

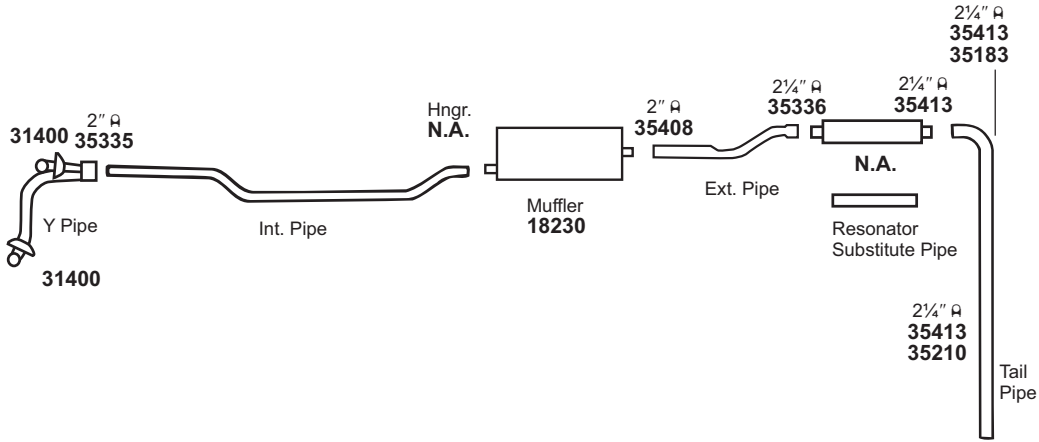
CONVERTER SPECS.

ACCESSORIES

FOOTNOTES

# CHEVROLET Impala

(10596) 1974 8 CYL. IMPALA STATION WAGON w/6.6L (400 C.I.D.) ENG.

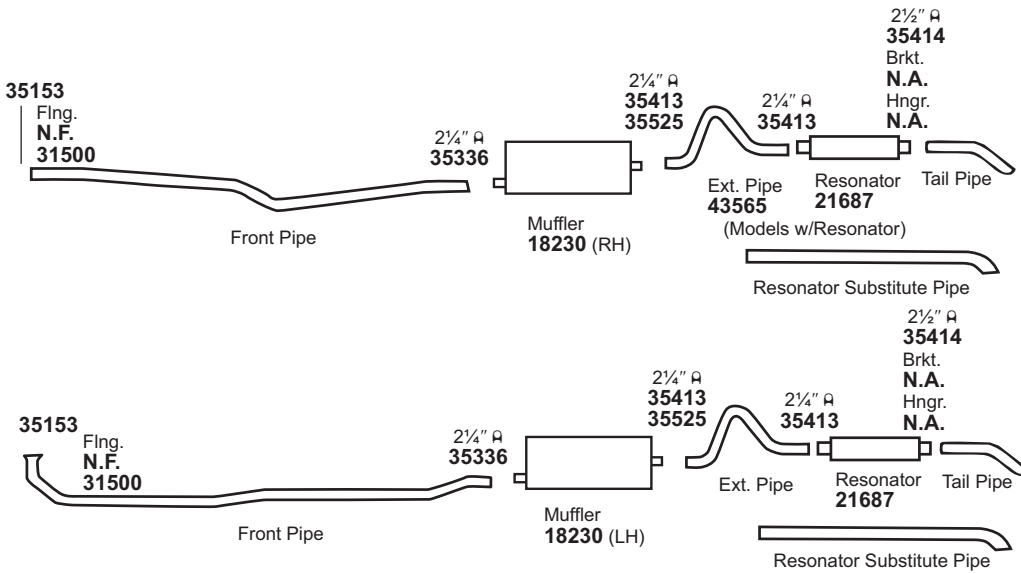


For 18230: Tru-Fit 18113

Univ. SoundFX 17808

Super Turbo 17747#

(10597) 1974 8 CYL. IMPALA w/7.4L (454 C.I.D.) ENG. (EXC. STATION WAGON)



For 18230: Tru-Fit 18113

Univ. SoundFX 17808

Super Turbo 17747#

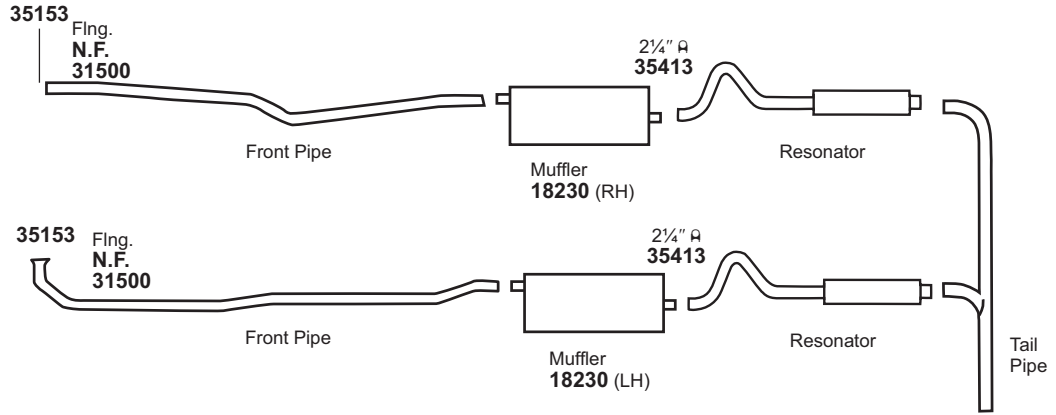
For 21687: Univ. SoundFX 17812#

31400 Gskt.	31500 Gskt.	35153 Bush.	35183 Insl.	35210 Hngr.	35525 Hngr.								

NOT LEGAL FOR SALE IN STATE OF CALIFORNIA  
IN NEW YORK STATE, CONVERTERS LISTED ARE LEGAL FOR FEDERAL/EPA EMISSION VEHICLES ONLY

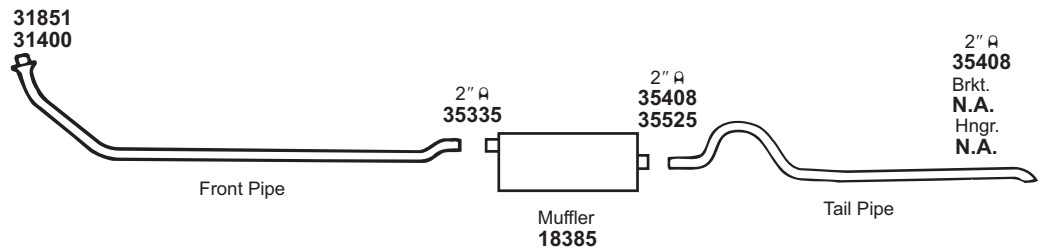
# CHEVROLET Impala

(10598) 1974 8 CYL. IMPALA STATION WAGON w/7.4L (454 C.I.D.) ENG.



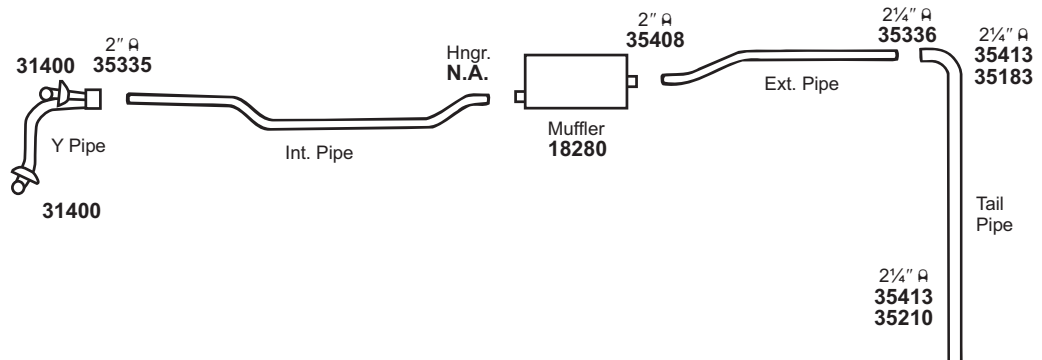
For 18230: Tru-Fit 18113      Univ. SoundFX 17808      Super Turbo 17747#

(10599) 1973 6 CYL. IMPALA



For 18385: Tru-Fit 18101      Univ. SoundFX 17820#

(10600) 1973 8 CYL. IMPALA STATION WAGON w/5.7L (350 C.I.D.), 6.6L (400 C.I.D.) ENG., SINGLE EXHAUST



For 18280: Tru-Fit 18111      Univ. SoundFX 17800      Super Turbo 17747#

31400 Gskt.	31500 Gskt.	31851 Flng.	35153 Bush.	35183 Insl.	35210 Hngr.	35525 Hngr.							

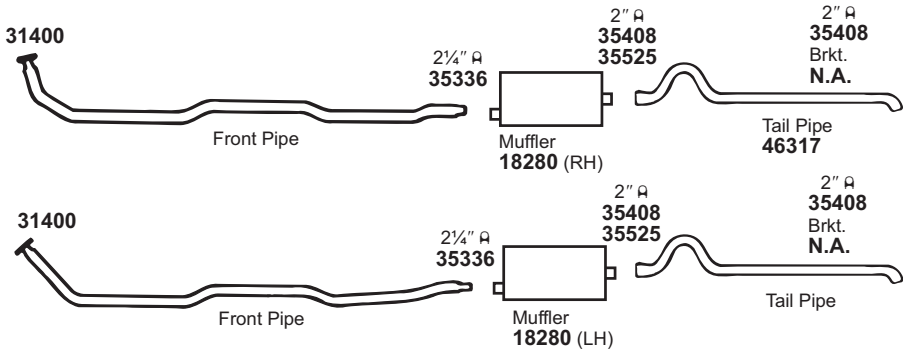
NOT LEGAL FOR SALE IN STATE OF CALIFORNIA  
IN NEW YORK STATE, CONVERTERS LISTED ARE LEGAL FOR FEDERAL/EPA EMISSION VEHICLES ONLY

# Modifications and/or additional parts required.

- GENERAL INFORMATION
- PASSENGER CAR
- LIGHT TRUCK
- MUFFLER SPECS.
- OPTIONAL MUFFLERS
- CONVERTER SPECS.
- ACCESSORIES
- FOOTNOTES

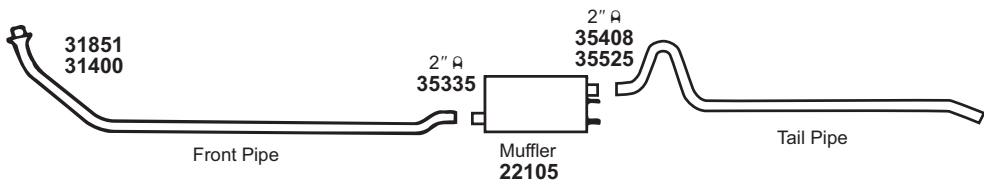
# CHEVROLET Impala

(10601) 1973 8 CYL. IMPALA w/5.7L (350 C.I.D.) ENG., 4BBL



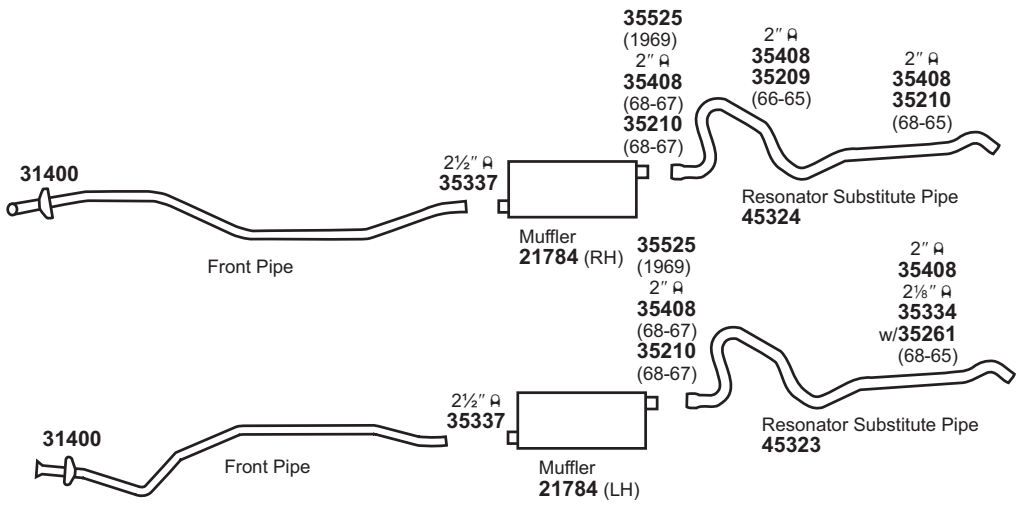
For 18280: Tru-Fit 18111      Univ. SoundFX 17800      Super Turbo 17747#

(10602) 1972-70 6 CYL. IMPALA (EXC. STATION WAGON)



For 22105: SoundFX 18182      Tru-Fit 18105<sup>505,507</sup>      Univ. SoundFX 17844  
Super Turbo 17736#

(10603) 1969 8 CYL. IMPALA w/5.7L (350 C.I.D.) ENG. (EXC. 116" W.B. STATION WAGON), DUAL EXHAUST  
1968-67 8 CYL. IMPALA w/5.4L (327 C.I.D.) ENG., DUAL EXHAUST  
1966-65 8 CYL. IMPALA w/4.6L (283 C.I.D.), 5.4L (327 C.I.D.) ENG., DUAL EXHAUST



For 21784: SoundFX 18293      Tru-Fit 18120      Univ. SoundFX 17831  
Super Turbo 17749#      Ultra Flo SS 17258<sup>576</sup>

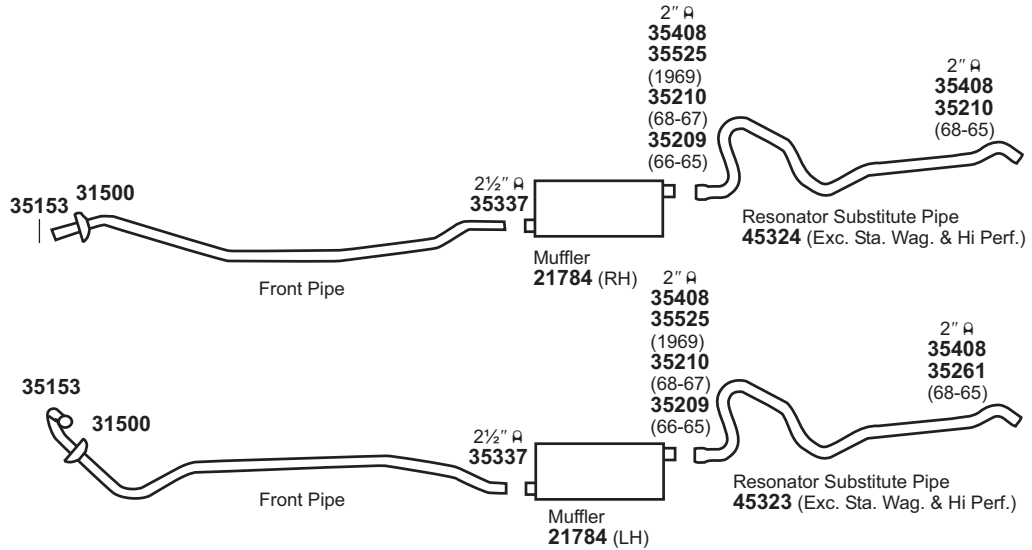
31400 Gskt.	31851 Flng.	35209 Hngr.	35210 Hngr.	35261 Insl.	35525 Hngr.													

NOT LEGAL FOR SALE IN STATE OF CALIFORNIA  
IN NEW YORK STATE, CONVERTERS LISTED ARE LEGAL FOR FEDERAL/EPA EMISSION VEHICLES ONLY

# Modifications and/or additional parts required.      576 For installation instructions and additional parts required, see the  
505 Requires 35567 Shield & (2) 35564 Straps.      Cross Reference Chart in the Master Catalog.  
234 507 Requires 35568 Bracket & (1) Extra 35408 (2") Clamp.

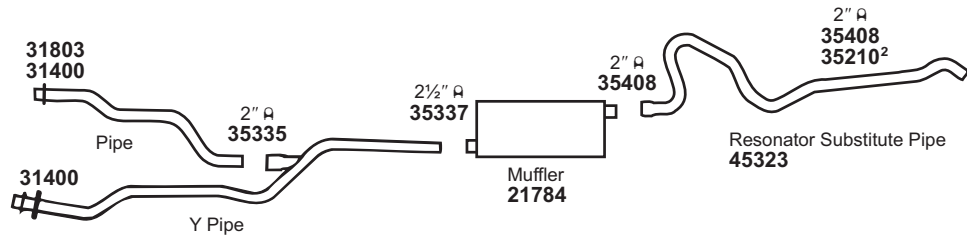
# CHEVROLET Impala

(10604) 1969-65 8 CYL. IMPALA w/6.5L (396 C.I.D.), 7.0L (427 C.I.D.) ENG., DUAL EXHAUST



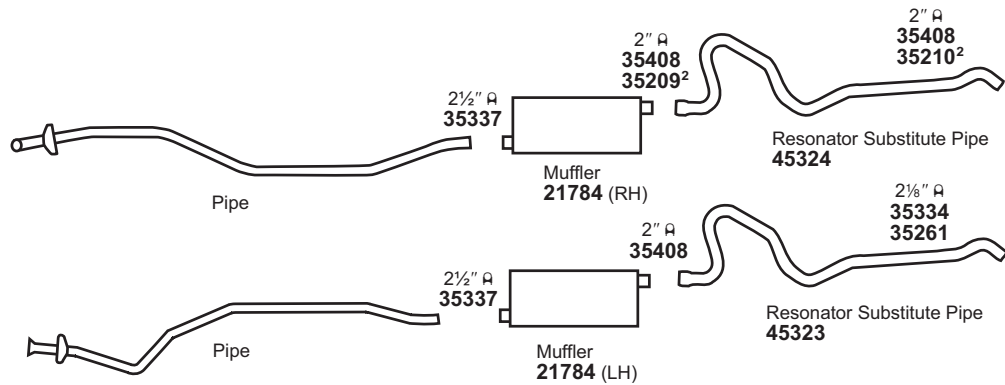
For 21784: SoundFX 18293 Super Turbo 17749#      Tru-Fit 18120 Ultra Flo SS 17258<sup>576</sup>      Univ. SoundFX 17831

(10605) 1966-65 8 CYL. IMPALA w/5.4L (327 C.I.D.), 6.5L (396 C.I.D.) ENG., SINGLE EXHAUST



For 21784: SoundFX 18293 Super Turbo 17749#      Tru-Fit 18120 Ultra Flo SS 17258<sup>576</sup>      Univ. SoundFX 17831

(10606) 1965 8 CYL. IMPALA w/6.7L (409 C.I.D.) ENG.



For 21784: SoundFX 18293 Super Turbo 17749#      Tru-Fit 18120 Ultra Flo SS 17258<sup>576</sup>      Univ. SoundFX 17831

31400 Gskt.	31500 Gskt.	31803 Fling.	35153 Bush.	35209 Hngr.	35210 Hngr.	35261 Insl.	35525 Hngr.								

NOT LEGAL FOR SALE IN STATE OF CALIFORNIA  
IN NEW YORK STATE, CONVERTERS LISTED ARE LEGAL FOR FEDERAL/EPA EMISSION VEHICLES ONLY

# Modifications and/or additional parts required.  
2 Also available 35261 Insulator to replace worn Strap section of O.E. Hanger.

576 For installation instructions and additional parts required, see the Cross Reference Chart in the Master Catalog.

GENERAL INFORMATION

PASSENGER CAR

LIGHT TRUCK

MUFFLER SPECS.

OPTIONAL MUFFLERS

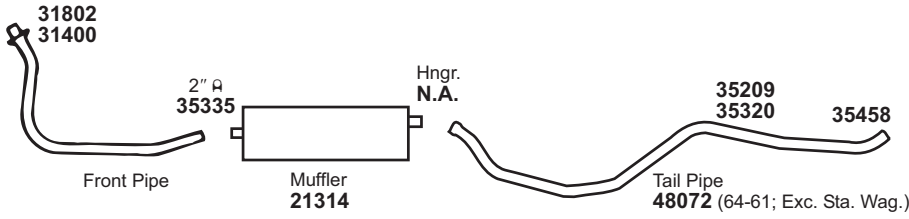
CONVERTER SPECS.

ACCESSORIES

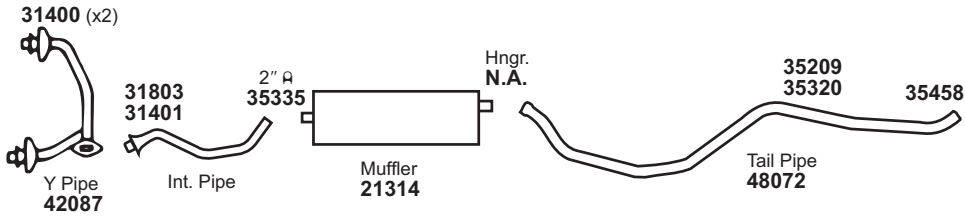
FOOTNOTES

# CHEVROLET Impala

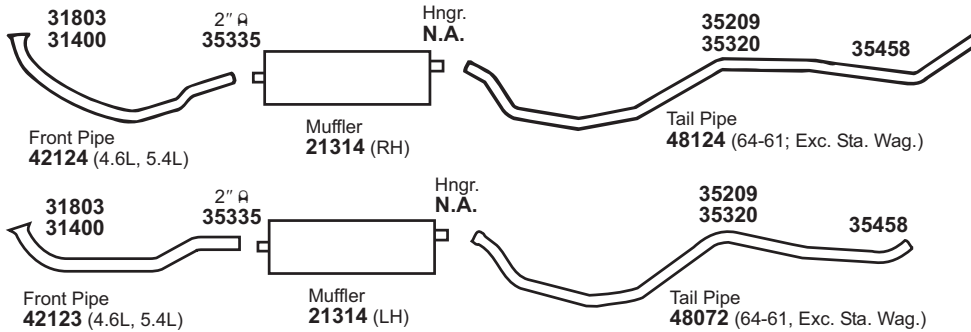
(10607) 1964-58 6 CYL. IMPALA



(10608) 1964-58 8 CYL. IMPALA, SINGLE EXHAUST

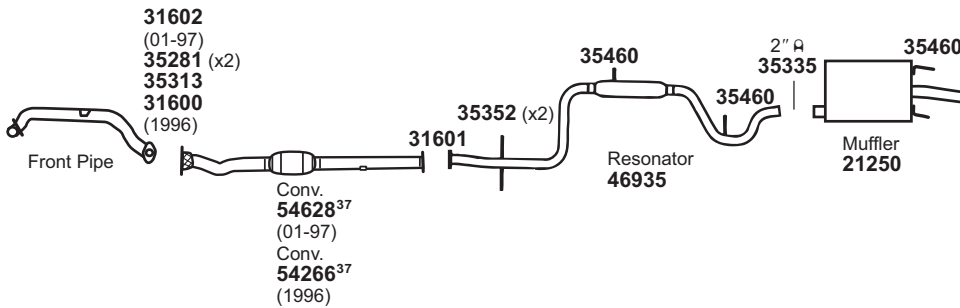


(10609) 1964-59 8 CYL. IMPALA (EXC. HIGH PERFORMANCE ENG.), DUAL EXHAUST



# CHEVROLET Lumina

(10610) 2001-96 6 CYL. LUMINA w/3.1L ENG. (EXC. A.P.V.)



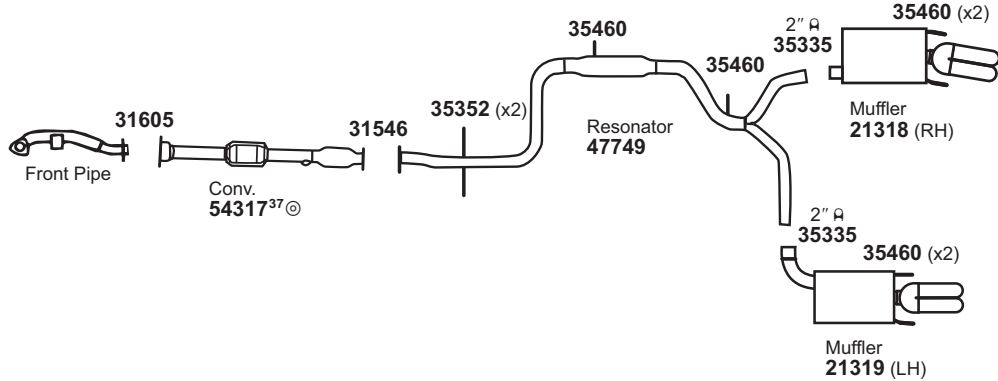
For 21250: SoundFX 18581  
 For 54266: Univ. Conv. 93252#  
 For 54628: Univ. Conv. 93252#

31400 Gskt.	31401 Gskt.	31600 Gskt.	31601 Gskt.	31602 Gskt.	31802 Fing.	31803 Fing.	35209 Hngr.	35281 Spring	35313 Bolt Kit	35320 Clmp.	35352 Insl.	35458 Hngr.	35460 Insl.

NOT LEGAL FOR SALE IN STATE OF CALIFORNIA  
 IN NEW YORK STATE, CONVERTERS LISTED ARE LEGAL FOR FEDERAL/EPA EMISSION VEHICLES ONLY

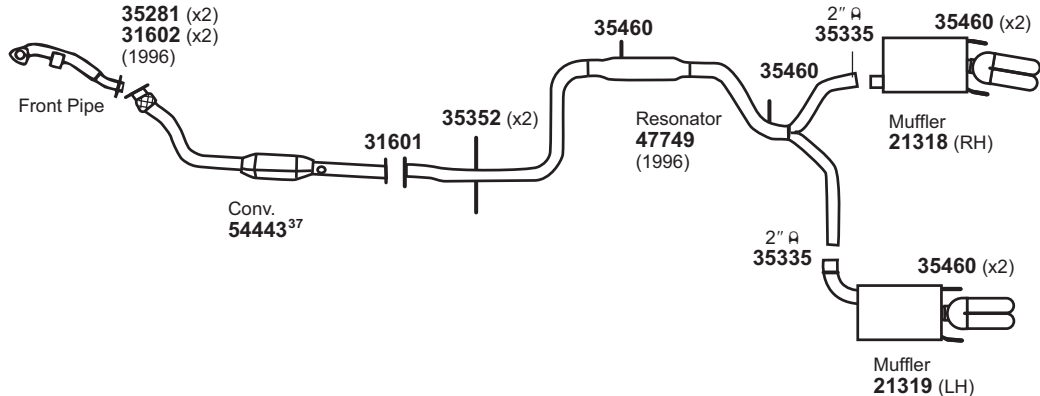
# CHEVROLET Lumina

(10611) 1999-98 6 CYL. LUMINA w/3.8L ENG.



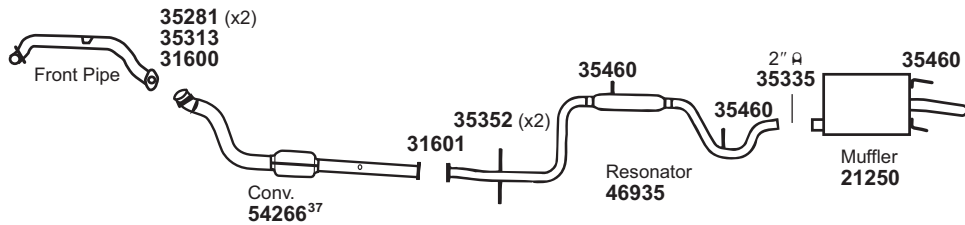
For 21318: SoundFX 18826  
 For 21319: SoundFX 18822  
 For 54317: Univ. Conv. 93253#

(10612) 1997-96 6 CYL. LUMINA w/3.4L ENG. (EXC. A.P.V.)



For 21318: SoundFX 18826  
 For 21319: SoundFX 18822  
 For 54443: Univ. Conv. 93237#

(10613) 1995 6 CYL. LUMINA w/3.1L ENG. (EXC. A.P.V.)



For 21250: SoundFX 18581  
 For 54266: Univ. Conv. 93252#

31546 Gskt.	31600 Gskt.	31601 Gskt.	31602 Gskt.	31605 Gskt.	35281 Spring	35313 Bolt Kit	35352 Insl.	35460 Insl.						

NOT LEGAL FOR SALE IN STATE OF CALIFORNIA  
 IN NEW YORK STATE, CONVERTERS LISTED ARE LEGAL FOR FEDERAL/EPA EMISSION VEHICLES ONLY

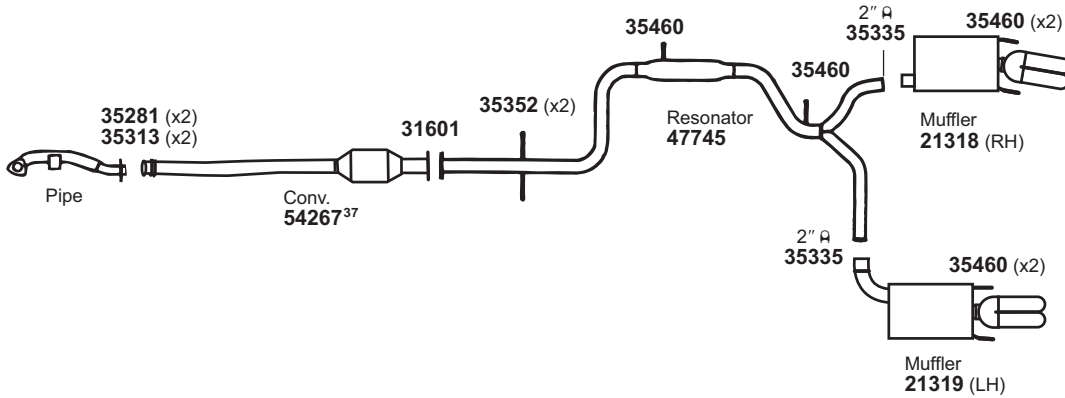
© Air Gap Pipe. Appearance may be different than O.E. Pipe. Air space between Pipes acts as a Heat Insulator.

# Modifications and/or additional parts required.  
 37 Fits All Emissions Vehicles.

- GENERAL INFORMATION
- PASSENGER CAR
- LIGHT TRUCK
- MUFFLER SPECS.
- OPTIONAL MUFFLERS
- CONVERTER SPECS.
- ACCESSORIES
- FOOTNOTES

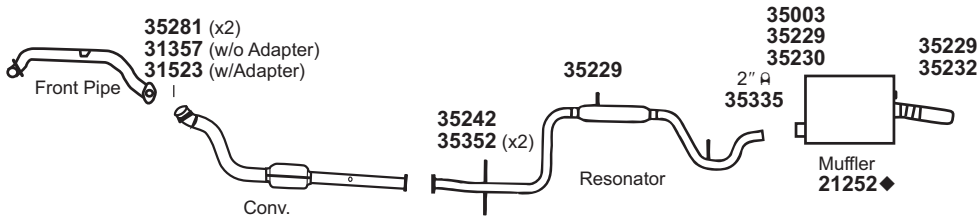
# CHEVROLET Lumina

(10614) 1995 6 CYL. LUMINA w/3.4L ENG. (EXC. A.P.V.)



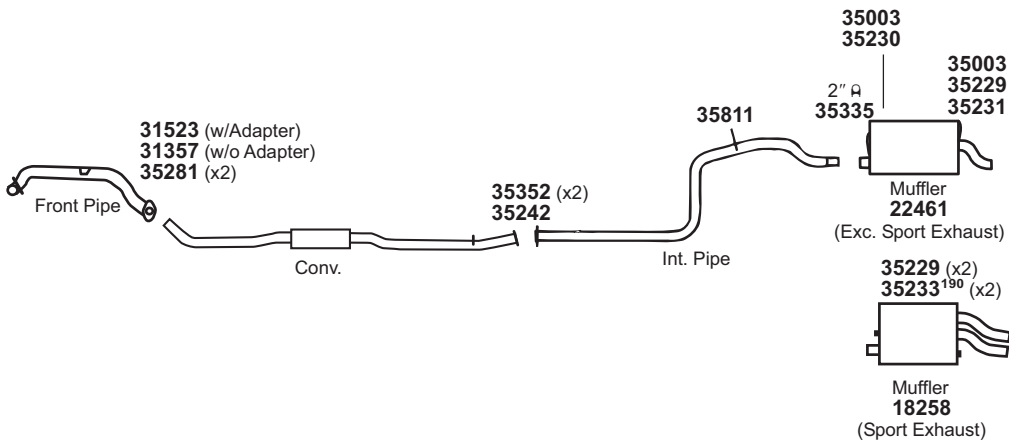
For 21318: SoundFX 18826  
 For 21319: SoundFX 18822  
 For 54267: Univ. Conv. 15037#

(10615) 1994 6 CYL. LUMINA w/3.1L ENG. (EXC. A.P.V.)



For 21252: SoundFX 18802

(10616) 1993 6 CYL. LUMINA w/3.1L ENG. CALIF., (EXC. A.P.V.)



For 18258: Tru-Fit 18154<sup>537,563</sup>  
 For 22461: SoundFX 18246

Tru-Fit 18154<sup>537</sup>

Univ. SoundFX 17870#

31357 Gskt.	31523 Gskt.	31601 Gskt.	35003 Brkt.	35229 Insl.	35230 Insl.	35231 Brkt.	35232 Brkt.	35233 Brkt.	35242 Brkt.	35281 Spring	35313 Bolt Kit	35352 Insl.	35460 Insl.

NOT LEGAL FOR SALE IN STATE OF CALIFORNIA  
 IN NEW YORK STATE, CONVERTERS LISTED ARE LEGAL FOR FEDERAL/EPA EMISSION VEHICLES ONLY

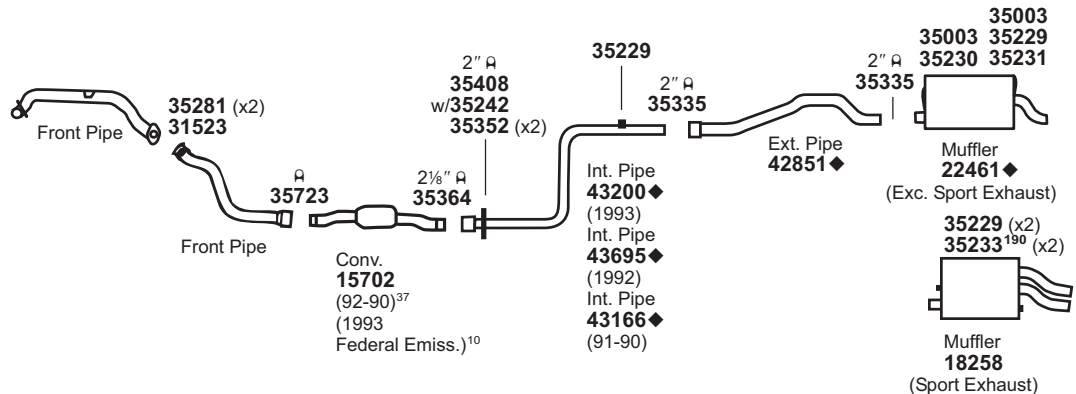
◆ If welded assembly, replace all required parts.  
 # Modifications and/or additional parts required.  
 238 37 Fits All Emissions Vehicles.

190 Assemble Bracket to Muffler before attaching Insulator.  
 537 Requires 41013 Spout & (1) Extra 35408 (2") Clamp.  
 563 Single Outlet Muffler replaces Dual Outlet Muffler.



# CHEVROLET Lumina

(10617) 1993-90 6 CYL. LUMINA w/3.1L ENG. (EXC. A.P.V.) (1993 FEDERAL EMISSIONS)



**NOTE: To connect 43166/43695/43200 to O.E. converter:**  
 1) Cut original pipe 1¼" downstream of pipe-to-converter weld.  
 2) Overlap 43166/43695/43200 onto the remaining stub on converter outlet.

For 15702: Univ. Conv. 15037#  
 For 18258: Tru-Fit 18154<sup>537,563</sup>  
 For 22461: SoundFX 18246 Tru-Fit 18154<sup>537</sup> Univ. SoundFX 17870#

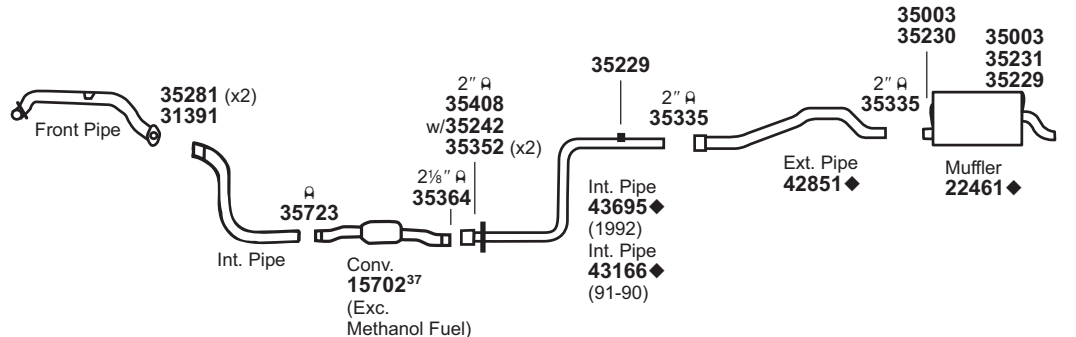
GENERAL INFORMATION

PASSENGER CAR

LIGHT TRUCK

MUFFLER SPECS.

(10618) 1992-90 4 CYL. LUMINA w/2.5L ENG. (EXC. A.P.V.)



**NOTE: To connect 43166/43695 to O.E. converter:**  
 1) Cut original pipe 1¼" downstream of pipe-to-converter weld.  
 2) Overlap 43166/43695 onto the remaining stub on converter outlet.

For 15702: Univ. Conv. 15037#  
 For 22461: SoundFX 18246 Tru-Fit 18154<sup>537</sup> Univ. SoundFX 17870#

OPTIONAL MUFFLERS

CONVERTER SPECS.

ACCESSORIES

FOOTNOTES

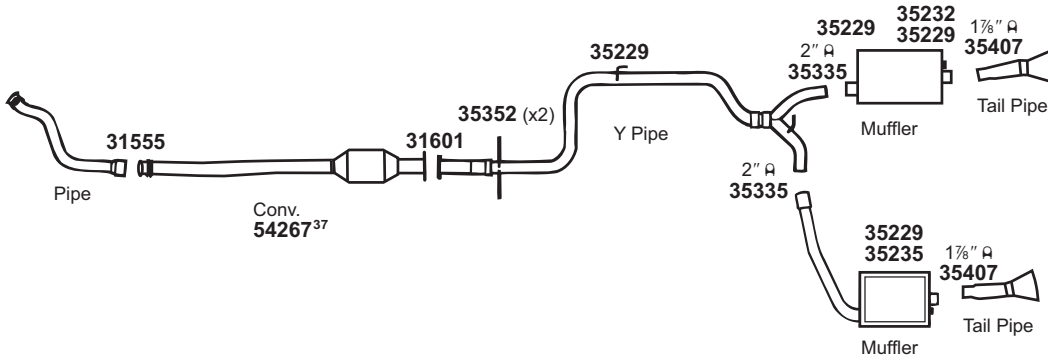
31391 Gskt.	31523 Gskt.	35003 Brkt.	35229 Insl.	35230 Insl.	35231 Brkt.	35233 Brkt.	35242 Brkt.	35281 Spring	35352 Insl.						

NOT LEGAL FOR SALE IN STATE OF CALIFORNIA  
 IN NEW YORK STATE, CONVERTERS LISTED ARE LEGAL FOR FEDERAL/EPA EMISSION VEHICLES ONLY

◆ If welded assembly, replace all required parts.  
 # Modifications and/or additional parts required.  
 10 Fits Federal/EPA Emission Vehicles.  
 37 Fits All Emissions Vehicles.  
 190 Assemble Bracket to Muffler before attaching Insulator.  
 537 Requires 41013 Spout & (1) Extra 35408 (2") Clamp.  
 563 Single Outlet Muffler replaces Dual Outlet Muffler.

# CHEVROLET Lumina

(10619) 1992-91 6 CYL. LUMINA COUPE w/3.4L ENG.

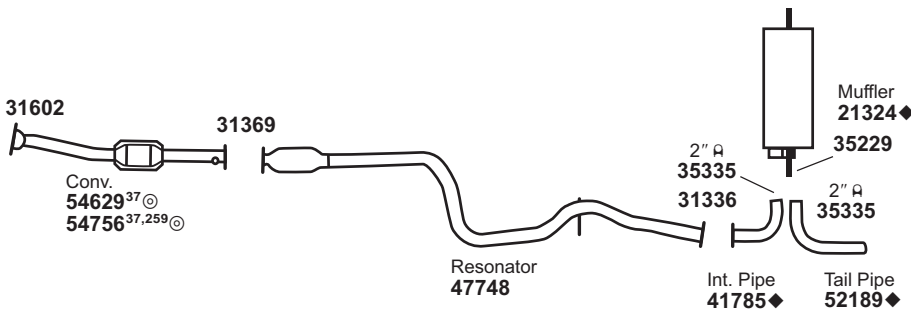


For 54267: Univ. Conv. 15037#

# CHEVROLET Lumina A.P.V. Van (See Truck Section)

# CHEVROLET Malibu

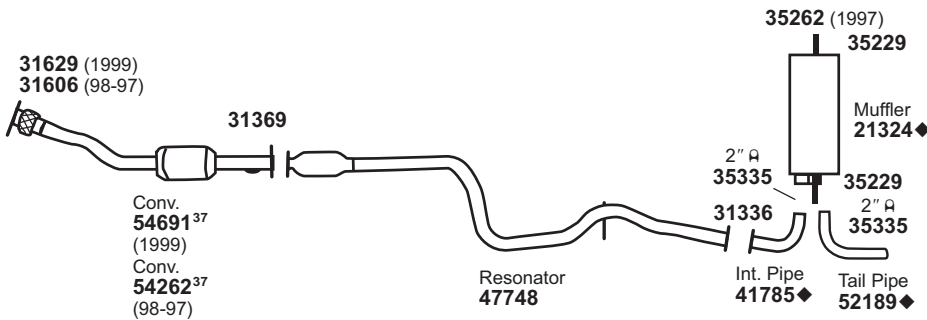
(10620) 2003-97 6 CYL. MALIBU, MALIBU LS w/3.1L ENG.



For 21324: SoundFX 18571

For 54629: Univ. Conv. 93252#

(10621) 1999-97 4 CYL. MALIBU w/2.4L ENG.



For 21324: SoundFX 18571

For 54622: Univ. Conv. 93256#

31336 Gskt.	31369 Gskt.	31555 Gskt.	31601 Gskt.	31602 Gskt.	31606 Gskt.	31629 Gskt.	35229 Insl.	35232 Brkt.	35235 Brkt.	35262 Hngr.	35352 Insl.		

NOT LEGAL FOR SALE IN STATE OF CALIFORNIA  
IN NEW YORK STATE, CONVERTERS LISTED ARE LEGAL FOR FEDERAL/EPA EMISSION VEHICLES ONLY

◆ If welded assembly, replace all required parts.

⊙ Air Gap Pipe. Appearance may be different than O.E. Pipe. Air space between Pipes acts as a Heat Insulator.

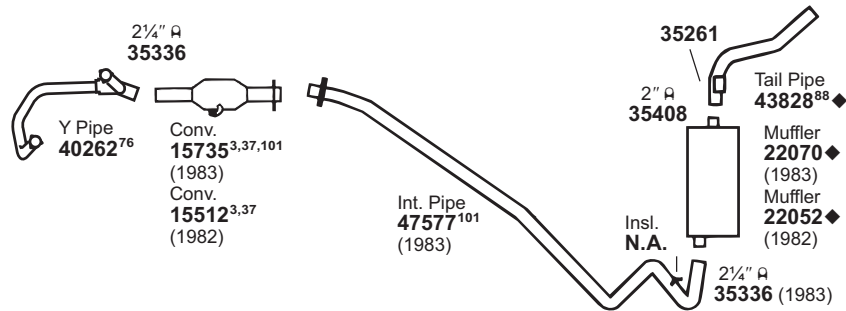
# Modifications and/or additional parts required.

37 Fits All Emissions Vehicles.

259 Optional Part Number - Extra Precious Metal Loading.

# CHEVROLET Malibu

(10622) 1983-82 V6 CYL. MALIBU w/3.8L (229 C.I.D.) ENG., R.W.D.

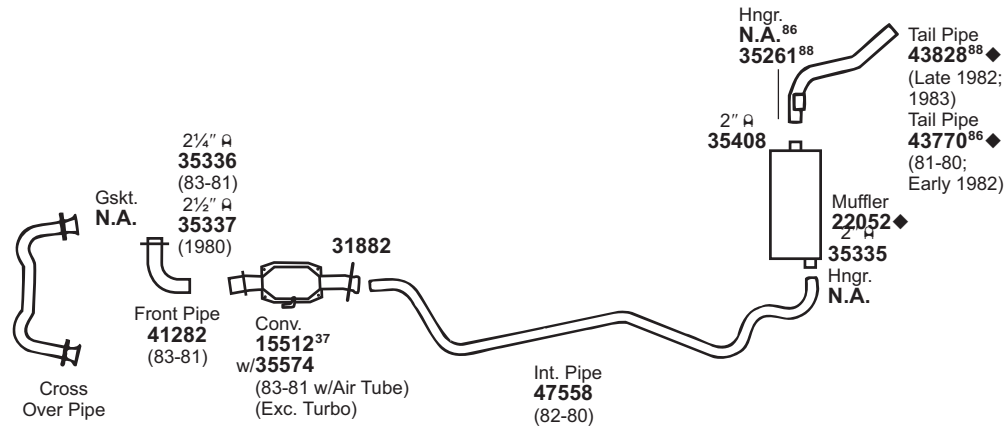


For 15512: Univ. Conv. 15032#  
 For 15735: Univ. Conv. 15032#  
 For 22052: SoundFX 18275  
 Super Turbo 17730#  
 For 22070: SoundFX 18345  
 Super Turbo 17731#

Tru-Fit 18101  
 Tru-Fit 18107  
 Ultra Flo SS 17282#

Univ. SoundFX 17840  
 Univ. SoundFX 17840#

(10623) 1983-80 V6 CYL. MALIBU w/3.8L (231 C.I.D.) ENG.



For 15512: Univ. Conv. 15032#  
 For 22052: SoundFX 18275  
 Super Turbo 17730#

Tru-Fit 18101

Univ. SoundFX 17840

31882 Flng. 	35261 Insl. 																		
---	---	--	--	--	--	--	--	--	--	--	--	--	--	--	--	--	--	--	--

NOT LEGAL FOR SALE IN STATE OF CALIFORNIA  
 IN NEW YORK STATE, CONVERTERS LISTED ARE LEGAL FOR FEDERAL/EPA EMISSION VEHICLES ONLY

◆ If welded assembly, replace all required parts.  
 # Modifications and/or additional parts required.  
 3 May require 35574 Air Tube Kit for installation.  
 37 Fits All Emissions Vehicles.

76 W/Single Bed Pelletized Converter.  
 86 Early Design; Bracket welded on top of Pipe.  
 88 Late Design; Bracket welded on bottom of Pipe.  
 101 W/Dual Bed Monolithic Converter.

GENERAL INFORMATION

PASSENGER CAR

LIGHT TRUCK

MUFFLER SPECS.

OPTIONAL MUFFLERS

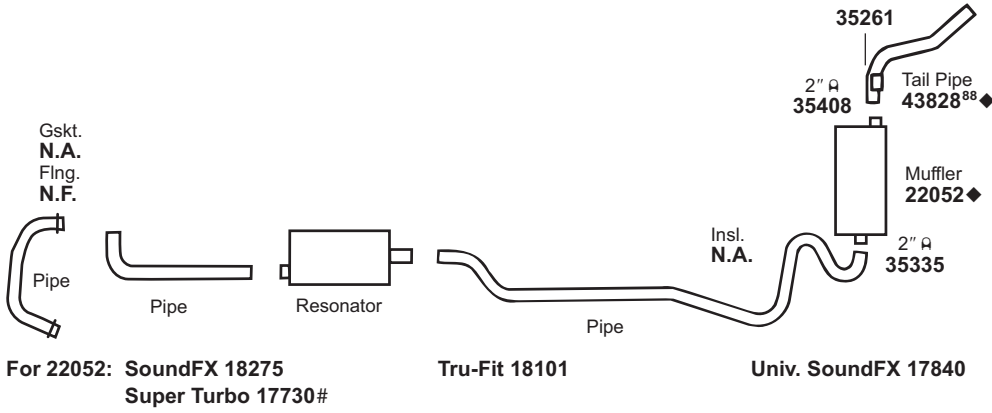
CONVERTER SPECS.

ACCESSORIES

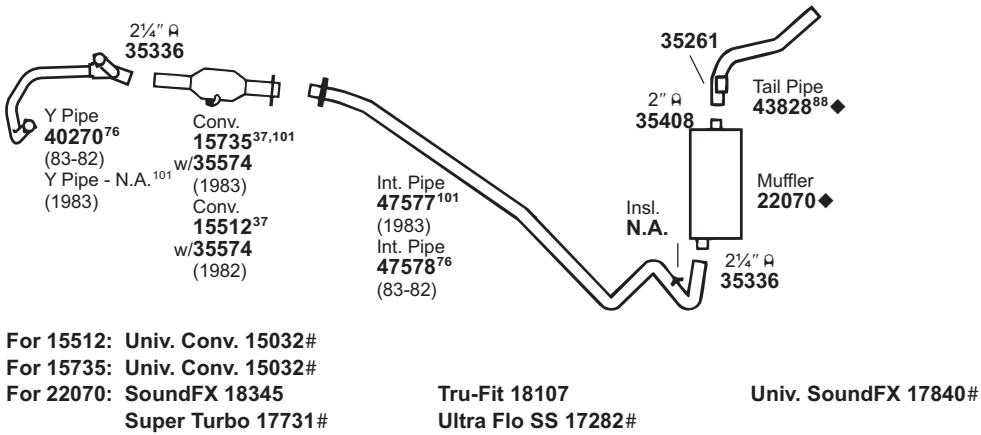
FOOTNOTES

# CHEVROLET Malibu

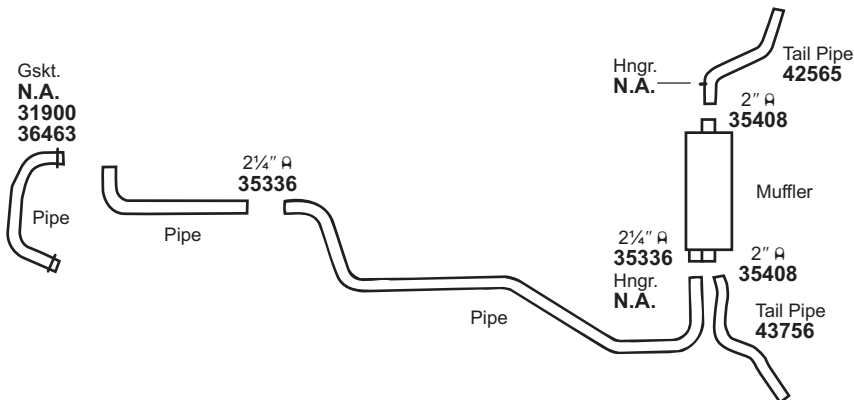
(10624) 1983-82 V6 CYL. MALIBU w/4.3L (260 C.I.D.) DIESEL ENG., R.W.D.



(10625) 1983-82 8 CYL. MALIBU w/5.0L ENG., R.W.D.



(10626) 1983-82 8 CYL. MALIBU w/5.7L (350 C.I.D.) DIESEL ENG.



31900 Flng.	35261 Insl.	36463 Sprgs.																	

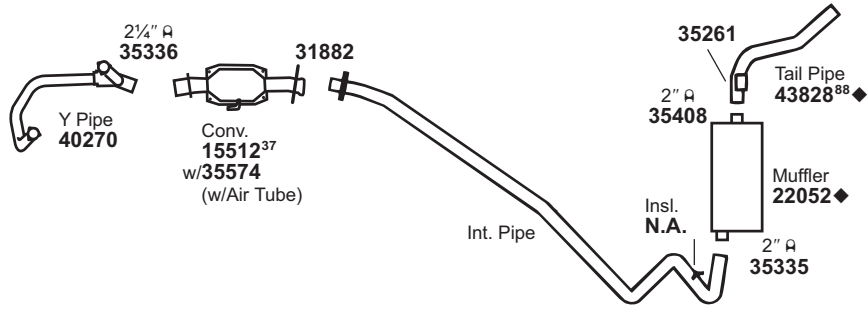
NOT LEGAL FOR SALE IN STATE OF CALIFORNIA  
IN NEW YORK STATE, CONVERTERS LISTED ARE LEGAL FOR FEDERAL/EPA EMISSION VEHICLES ONLY

◆ If welded assembly, replace all required parts.  
# Modifications and/or additional parts required.  
242 37 Fits All Emissions Vehicles.

76 W/Single Bed Pelletized Converter.  
88 Late Design; Bracket welded on bottom of Pipe.  
101 W/Dual Bed Monolithic Converter.

# CHEVROLET Malibu

(10627) 1982 8 CYL. MALIBU w/4.4L (267 C.I.D.) ENG., R.W.D.

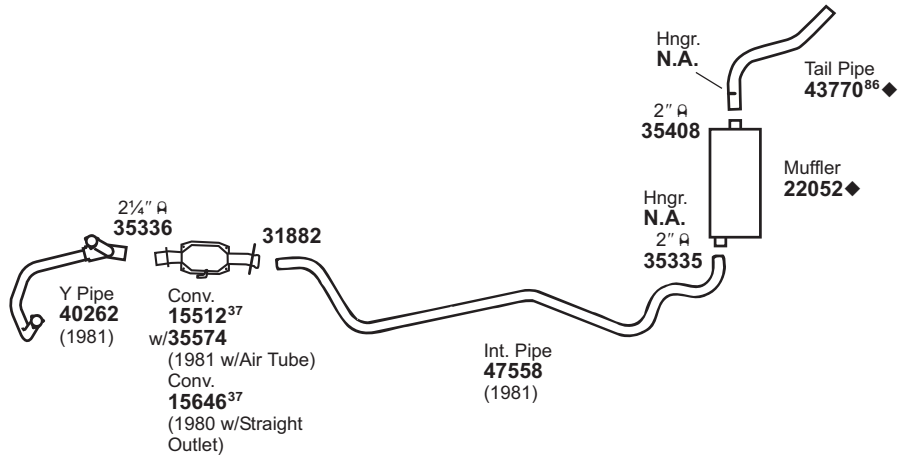


For 15512: Univ. Conv. 15032#  
 For 22052: SoundFX 18275  
 Super Turbo 17730#

Tru-Fit 18101

Univ. SoundFX 17840



(10628) 1981-80 V6 CYL. MALIBU w/3.8L (229 C.I.D.) ENG.



For 15512: Univ. Conv. 15032#  
 For 15646: Univ. Conv. 15037#  
 For 22052: SoundFX 18275  
 Super Turbo 17730#

Tru-Fit 18101

Univ. SoundFX 17840

31882 Flng. 	35261 Insl. 																		
---	---	--	--	--	--	--	--	--	--	--	--	--	--	--	--	--	--	--	--

NOT LEGAL FOR SALE IN STATE OF CALIFORNIA  
 IN NEW YORK STATE, CONVERTERS LISTED ARE LEGAL FOR FEDERAL/EPA EMISSION VEHICLES ONLY

◆ If welded assembly, replace all required parts.  
 # Modifications and/or additional parts required.  
 37 Fits All Emissions Vehicles.

86 Early Design; Bracket welded on top of Pipe.  
 88 Late Design; Bracket welded on bottom of Pipe.

GENERAL INFORMATION

PASSENGER CAR

LIGHT TRUCK

MUFFLER SPECS.

OPTIONAL MUFFLERS

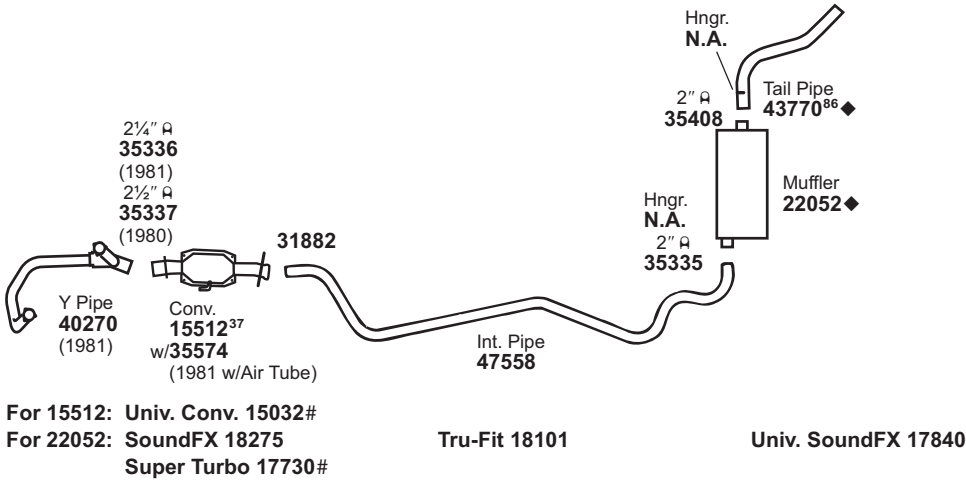
CONVERTER SPECS.

ACCESSORIES

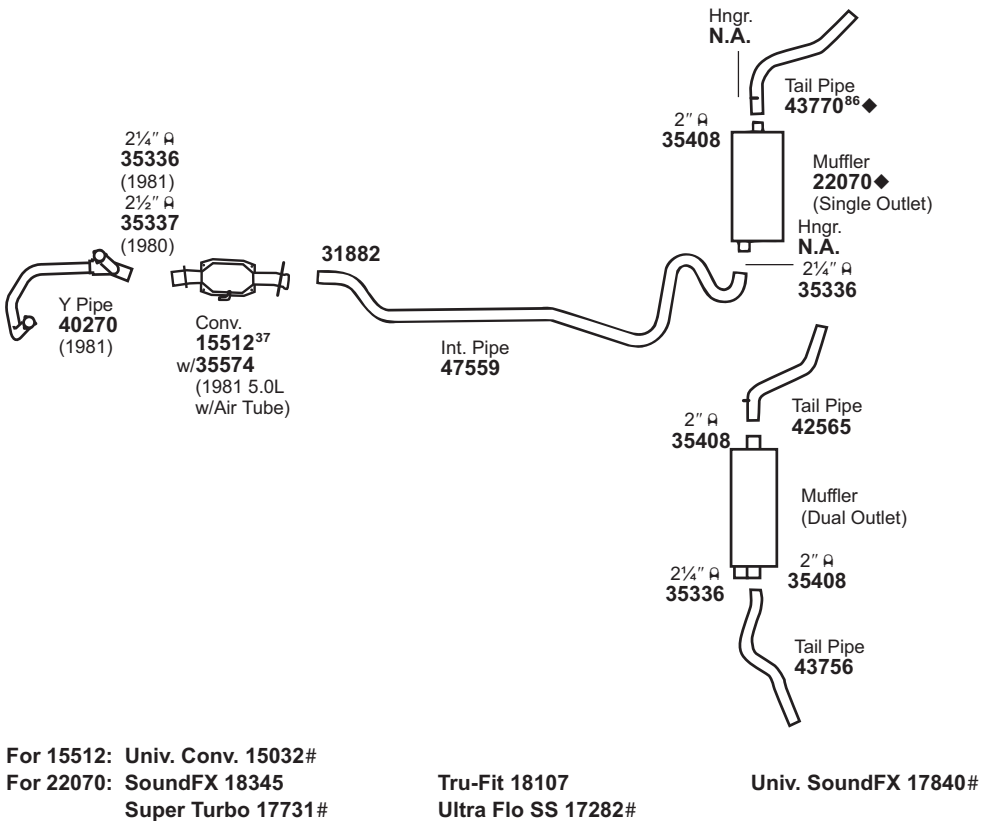
FOOTNOTES


# CHEVROLET Malibu

(10629) 1981-80 8 CYL. MALIBU w/4.4L (267 C.I.D.) ENG.



(10630) 1981-80 8 CYL. MALIBU w/5.0L (305 C.I.D.), 5.7L (350 C.I.D.) ENG.



31882 Flng. 																			
---	--	--	--	--	--	--	--	--	--	--	--	--	--	--	--	--	--	--	--

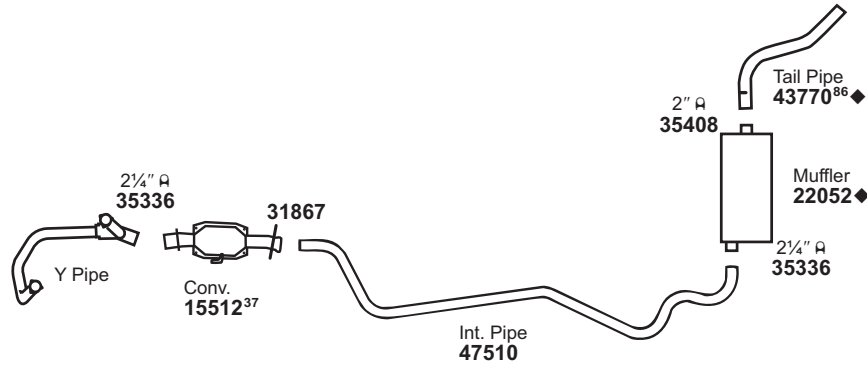
NOT LEGAL FOR SALE IN STATE OF CALIFORNIA  
IN NEW YORK STATE, CONVERTERS LISTED ARE LEGAL FOR FEDERAL/EPA EMISSION VEHICLES ONLY

244 ◆ If welded assembly, replace all required parts.  
# Modifications and/or additional parts required.

37 Fits All Emissions Vehicles.  
86 Early Design; Bracket welded on top of Pipe.

# CHEVROLET Malibu

(10631) 1979-78 V6 CYL. MALIBU w/3.3L (200 C.I.D.) ENG.

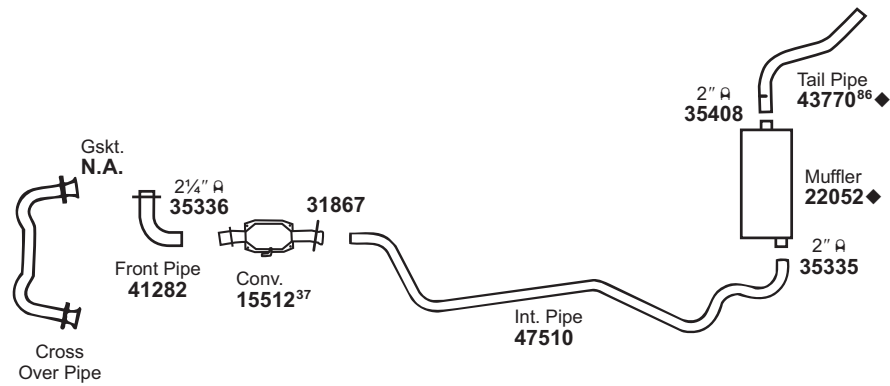


For 15512: Univ. Conv. 15032#  
 For 22052: SoundFX 18275  
 Super Turbo 17730#

Tru-Fit 18101

Univ. SoundFX 17840

(10632) 1979 V6 CYL. MALIBU w/3.8L (231 C.I.D.) ENG.



For 15512: Univ. Conv. 15032#  
 For 22052: SoundFX 18275  
 Super Turbo 17730#

Tru-Fit 18101

Univ. SoundFX 17840

31867 Flng. 																			
---	--	--	--	--	--	--	--	--	--	--	--	--	--	--	--	--	--	--	--

NOT LEGAL FOR SALE IN STATE OF CALIFORNIA  
 IN NEW YORK STATE, CONVERTERS LISTED ARE LEGAL FOR FEDERAL/EPA EMISSION VEHICLES ONLY

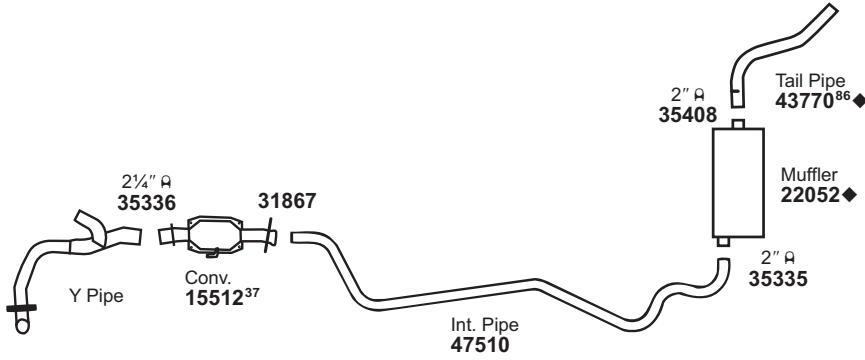
◆ If welded assembly, replace all required parts.  
 # Modifications and/or additional parts required.

37 Fits All Emissions Vehicles.  
 86 Early Design; Bracket welded on top of Pipe.

- GENERAL INFORMATION
- PASSENGER CAR
- LIGHT TRUCK
- MUFFLER SPECS.
- OPTIONAL MUFFLERS
- CONVERTER SPECS.
- ACCESSORIES
- FOOTNOTES

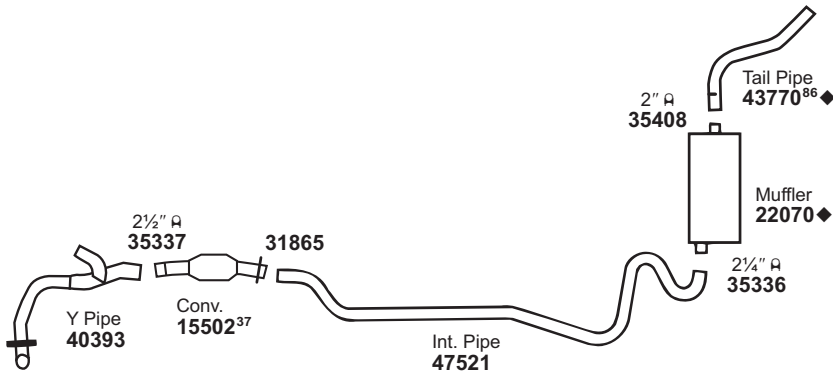
# CHEVROLET Malibu

(10633)	1979	8 CYL.	MALIBU w/4.4L (267 C.I.D.) ENG.
	1978	8 CYL.	MALIBU w/5.0L (350 C.I.D.) ENG.



For 15512: Univ. Conv. 15032#  
 For 22052: SoundFX 18275 Super Turbo 17730#      Tru-Fit 18101      Univ. SoundFX 17840

(10634)	1979	8 CYL.	MALIBU w/5.0L (305 C.I.D.) ENG. (EXC. 4 SPEED MANUAL TRANSMISSION), SINGLE OUTLET MUFFELR
---------	------	--------	---



For 15502: Univ. Conv. 15038#  
 For 22070: SoundFX 18345 Super Turbo 17731#      Tru-Fit 18107 Ultra Flo SS 17282#      Univ. SoundFX 17840#

31865 Flng. 	31867 Flng. 											
-----------------	-----------------	--	--	--	--	--	--	--	--	--	--	--

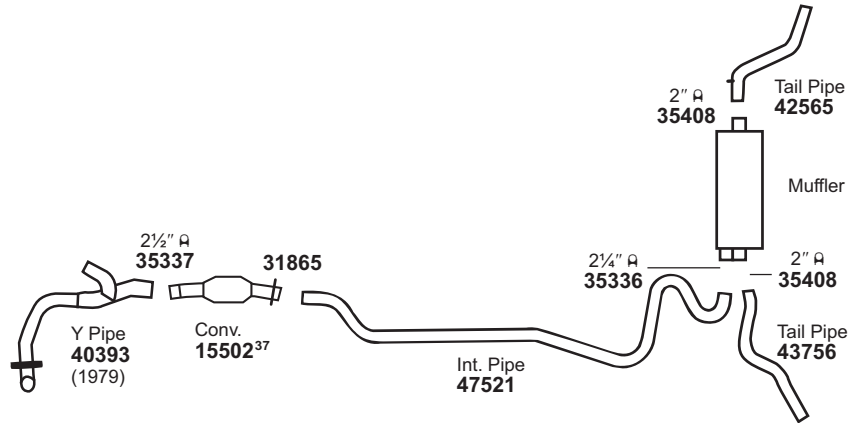
NOT LEGAL FOR SALE IN STATE OF CALIFORNIA  
 IN NEW YORK STATE, CONVERTERS LISTED ARE LEGAL FOR FEDERAL/EPA EMISSION VEHICLES ONLY

246 ♦ If welded assembly, replace all required parts.      37 Fits All Emissions Vehicles.  
 # Modifications and/or additional parts required.      86 Early Design; Bracket welded on top of Pipe.



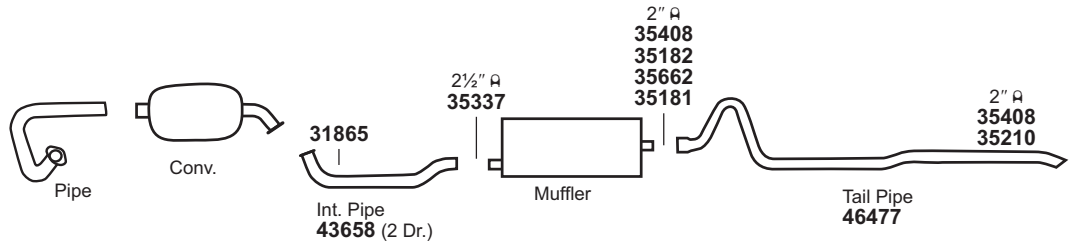
# CHEVROLET Malibu

(10635)	1979	8 CYL.	MALIBU w/5.0L (305 C.I.D.), 5.7L (350 C.I.D.) ENG., DUAL OUTLET MUFFLER
	1978	8 CYL.	MALIBU w/5.7L (350 C.I.D.) ENG., DUAL OUTLET MUFFLER

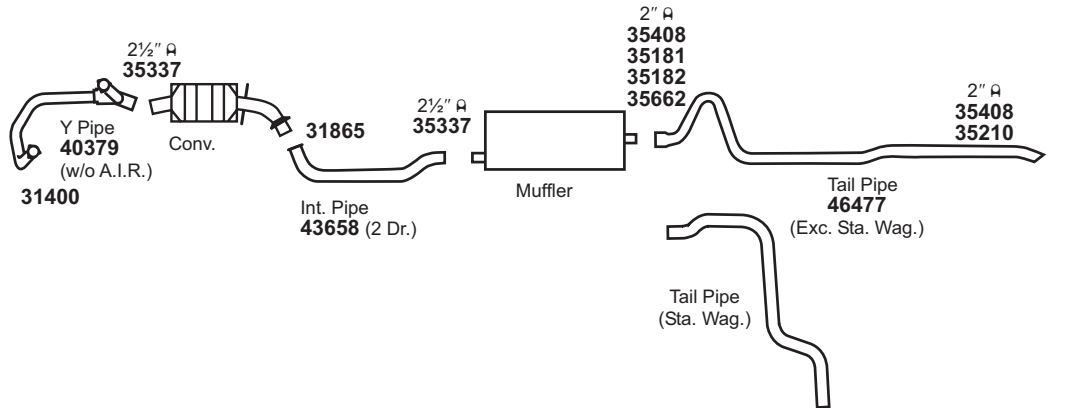


For 15502: Univ. Conv. 15038#

(10636)	1977-75	6 CYL.	MALIBU (EXC. 1975 w/2 1/4" MUFFLER INLET)
---------	---------	--------	---



(10637)	1977-75	8 CYL.	MALIBU w/5.0L (305 C.I.D.), 5.7L (350 C.I.D.), 6.6L (400 C.I.D.) ENG.
---------	---------	--------	---



31400 Gskt.	31865 Flng.	35181 Brkt.	35182 Brkt.	35210 Hngr.	35662 Brkt.										

NOT LEGAL FOR SALE IN STATE OF CALIFORNIA  
IN NEW YORK STATE, CONVERTERS LISTED ARE LEGAL FOR FEDERAL/EPA EMISSION VEHICLES ONLY

# Modifications and/or additional parts required.

37 Fits All Emissions Vehicles.

GENERAL INFORMATION

PASSENGER CAR

LIGHT TRUCK

MUFFLER SPECS.

OPTIONAL MUFFLERS

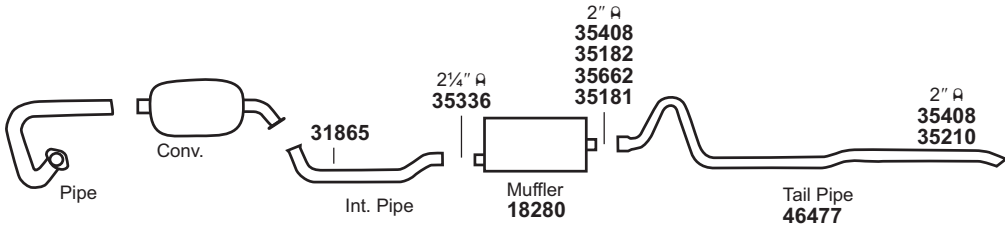
CONVERTER SPECS.

ACCESSORIES

FOOTNOTES

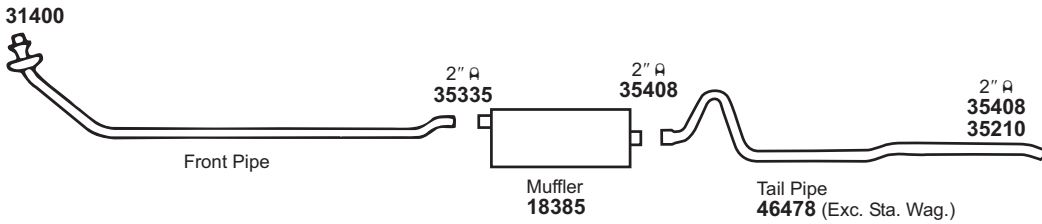
# CHEVROLET Malibu

(10638) 1975 6 CYL. MALIBU (w/2 1/4" MUFFLER INLET)



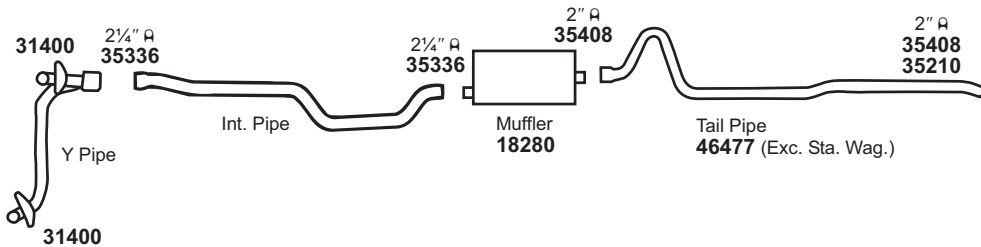
For 18280: Tru-Fit 18111 Univ. SoundFX 17800 Super Turbo 17747#

(10639) 1974 6 CYL. MALIBU w/4.1L (250 C.I.D.) ENG.



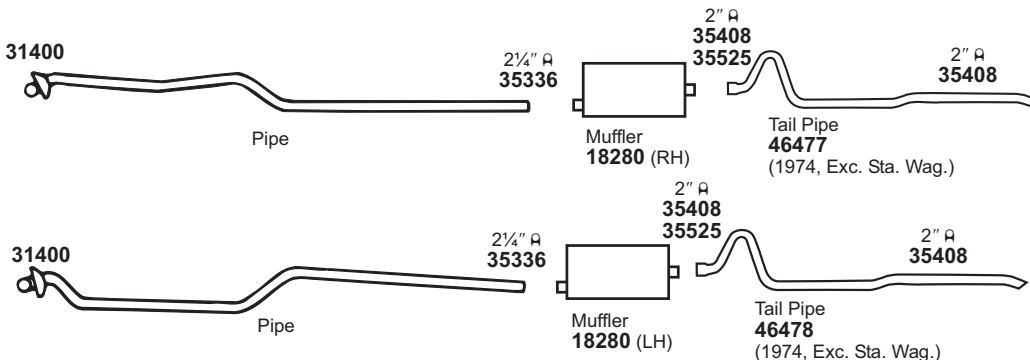
For 18385: Tru-Fit 18101 Univ. SoundFX 17820#

(10640) 1974 8 CYL. MALIBU w/5.7L (350 C.I.D.), 6.6L (400 C.I.D.) ENG., SINGLE EXHAUST



For 18280: Tru-Fit 18111 Univ. SoundFX 17800 Super Turbo 17747#

(10641) 1974-73 8 CYL. MALIBU w/5.7L (350 C.I.D.) ENG., DUAL EXHAUST



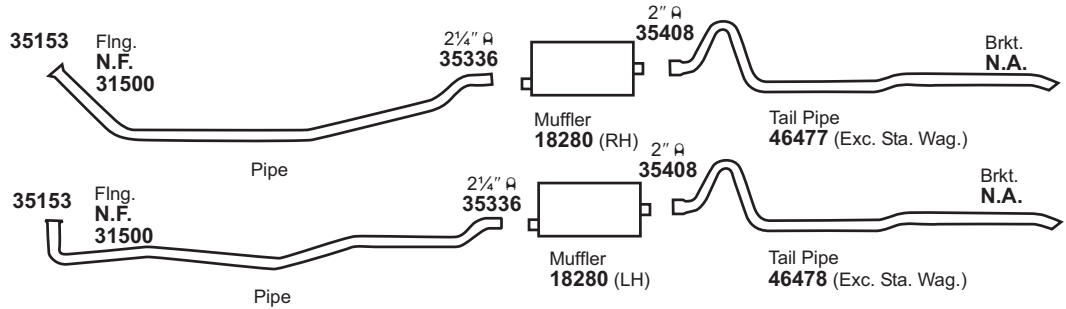
For 18280: Tru-Fit 18111 Univ. SoundFX 17800 Super Turbo 17747#

31400 Gskt.	31865 Flng.	35181 Brkt.	35182 Brkt.	35210 Hngr.	35525 Hngr.	35662 Brkt.							

NOT LEGAL FOR SALE IN STATE OF CALIFORNIA  
IN NEW YORK STATE, CONVERTERS LISTED ARE LEGAL FOR FEDERAL/EPA EMISSION VEHICLES ONLY

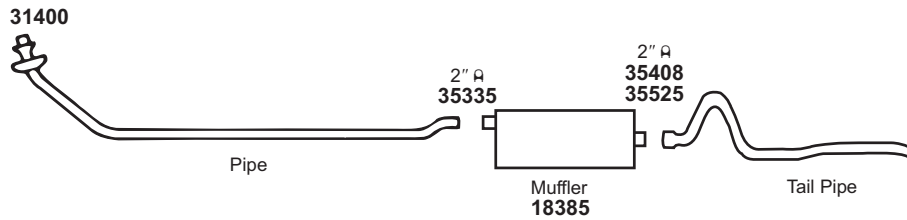
# CHEVROLET Malibu

(10642) 1974 8 CYL. MALIBU w/7.4L (454 C.I.D.) ENG.



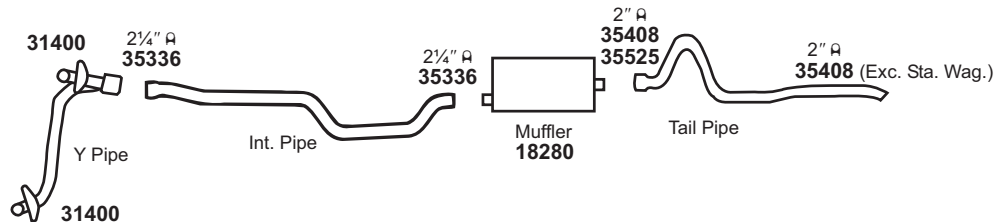
For 18280: Tru-Fit 18111 Univ. SoundFX 17800 Super Turbo 17747#

(10643) 1973 6 CYL. MALIBU w/4.1L (250 C.I.D.) ENG.



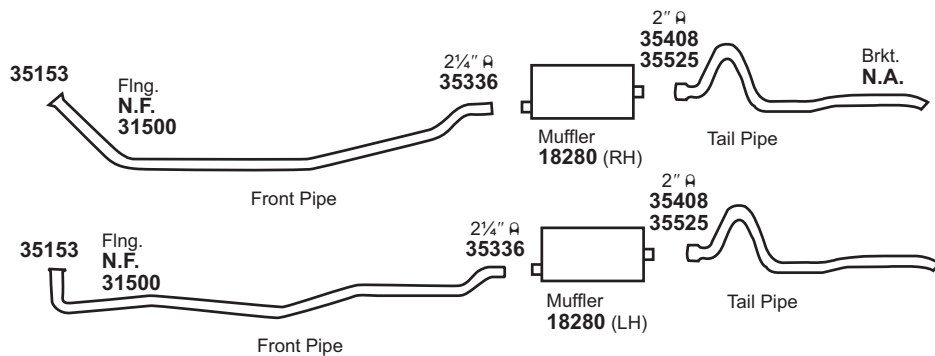
For 18385: Tru-Fit 18101 Univ. SoundFX 17820#

(10644) 1973 8 CYL. MALIBU w/5.0L (307 C.I.D.), 5.7L (350 C.I.D.) ENG.



For 18280: Tru-Fit 18111 Univ. SoundFX 17800 Super Turbo 17747#

(10645) 1973 8 CYL. MALIBU w/7.4L (454 C.I.D.) ENG., DUAL EXHAUST



For 18280: Tru-Fit 18111 Univ. SoundFX 17800 Super Turbo 17747#

31400 Gskt.	31500 Gskt.	35153 Bush.	35525 Hngr.										

NOT LEGAL FOR SALE IN STATE OF CALIFORNIA  
 IN NEW YORK STATE, CONVERTERS LISTED ARE LEGAL FOR FEDERAL/EPA EMISSION VEHICLES ONLY

# Modifications and/or additional parts required.

GENERAL INFORMATION

PASSENGER CAR

LIGHT TRUCK

MUFFLER SPECS.

OPTIONAL MUFFLERS

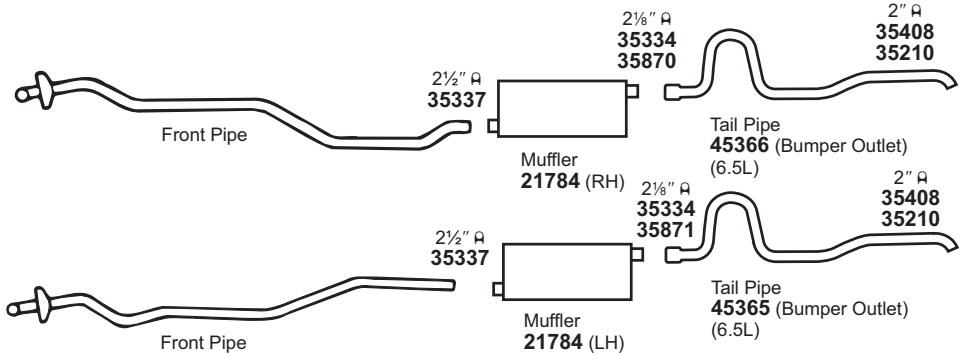
CONVERTER SPECS.

ACCESSORIES

FOOTNOTES

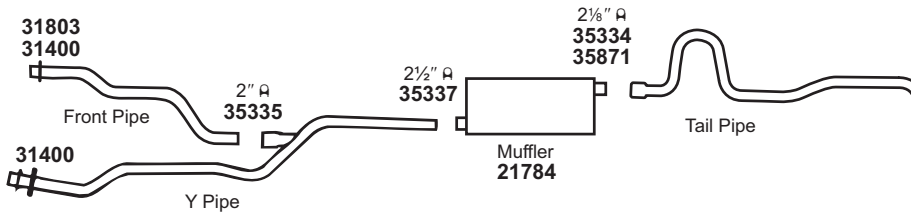
# CHEVROLET Malibu

(10646) 1967-66 8 CYL. MALIBU w/6.5L (396 C.I.D.) ENG., DUAL EXHAUST  
 1967-65 8 CYL. MALIBU w/4.6L (283 C.I.D.), 5.4L (327 C.I.D.) ENG., DUAL EXHAUST



For 21784: SoundFX 18293      Tru-Fit 18120      Univ. SoundFX 17831  
 Super Turbo 17749#      Ultra Flo SS 17258<sup>576</sup>

(10647) 1966-65 8 CYL. MALIBU w/5.4L (327 C.I.D.) ENG., SINGLE EXHAUST

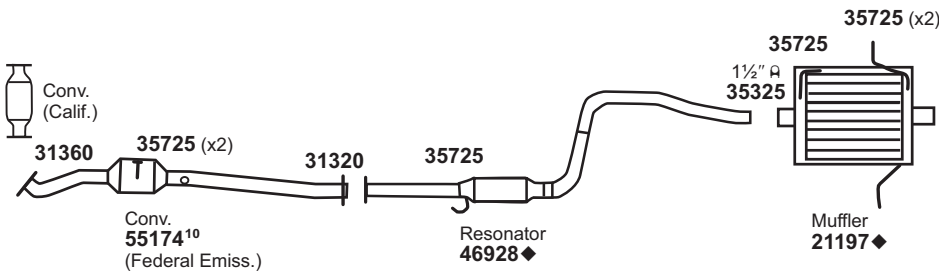


For 21784: SoundFX 18293      Tru-Fit 18120      Univ. SoundFX 17831  
 Super Turbo 17749#      Ultra Flo SS 17258<sup>576</sup>

# CHEVROLET Metro

For 1996-97 Metro, See Geo Metro

(10648) 2000-98 3 CYL. METRO w/1.0L ENG.



For 21197: SoundFX 18366  
 For 55174: Univ. Conv. 93236#

31320 Gskt.	31360 Gskt.	31400 Gskt.	31803 Fing.	35210 Hngr.	35725 Insl.	35870 Hngr.	35871 Hngr.								

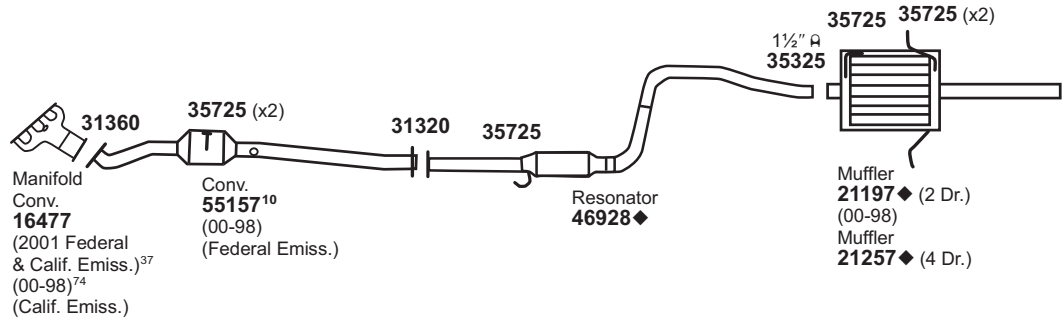
NOT LEGAL FOR SALE IN STATE OF CALIFORNIA  
 IN NEW YORK STATE, CONVERTERS LISTED ARE LEGAL FOR FEDERAL/EPA EMISSION VEHICLES ONLY

◆ If welded assembly, replace all required parts.  
 # Modifications and/or additional parts required.  
 10 Fits Federal/EPA Emission Vehicles.

576 For installation instructions and additional parts required, see the Cross Reference Chart in the Master Catalog.

# CHEVROLET Metro

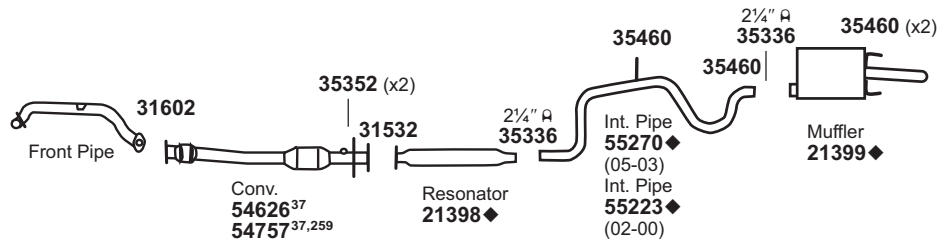
(10649) 2001-98 4 CYL. METRO w/1.3L ENG.



For 21197: SoundFX 18366  
For 21257: SoundFX 18453  
For 55157: Univ. Conv. 93236#

# CHEVROLET Monte Carlo

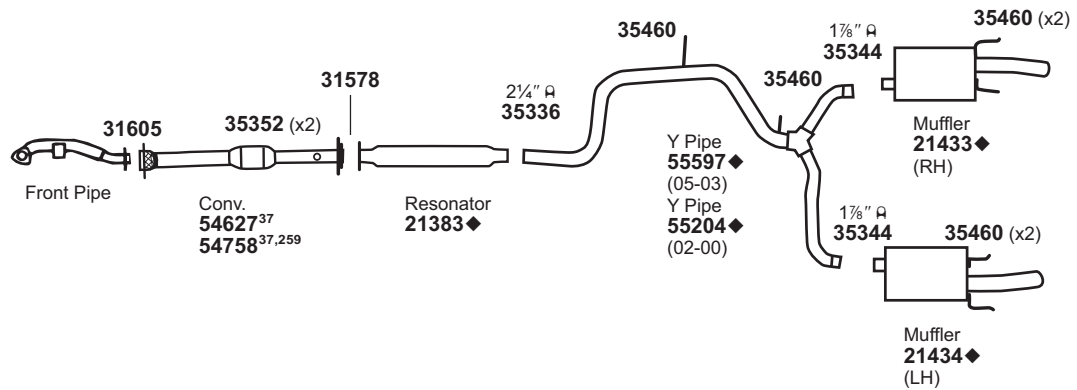
(10650) 2005-00 6 CYL. MONTE CARLO LS w/3.4L ENG.



For 21399: SoundFX 18893  
For 54626: Univ. Conv. 93252#

Super Turbo 17731# Ultra Flo SS 17282#

(10651) 2005-00 6 CYL. MONTE CARLO SS w/3.8L ENG.  
2005 6 CYL. MONTE CARLO LT w/3.8L ENG.



For 54627: Univ. Conv. 93253#

31320 Gskt.	31360 Gskt.	31532 Gskt.	31578 Gskt.	31602 Gskt.	31605 Gskt.	35352 Insl.	35460 Insl.	35725 Insl.						

NOT LEGAL FOR SALE IN STATE OF CALIFORNIA  
IN NEW YORK STATE, CONVERTERS LISTED ARE LEGAL FOR FEDERAL/EPA EMISSION VEHICLES ONLY

◆ If welded assembly, replace all required parts.  
# Modifications and/or additional parts required.  
10 Fits Federal/EPA Emission Vehicles.

37 Fits All Emissions Vehicles.  
74 Fits California/50 State Emission Vehicles.  
259 Optional Part Number - Extra Precious Metal Loading.

GENERAL INFORMATION

PASSENGER CAR

LIGHT TRUCK

MUFFLER SPECS.

OPTIONAL MUFFLERS

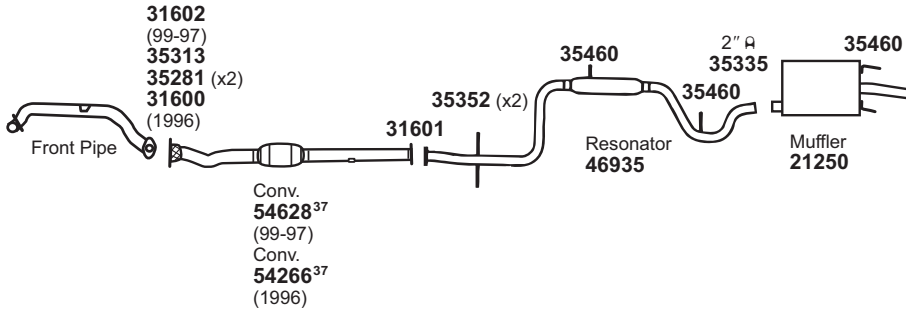
CONVERTER SPECS.

ACCESSORIES

FOOTNOTES

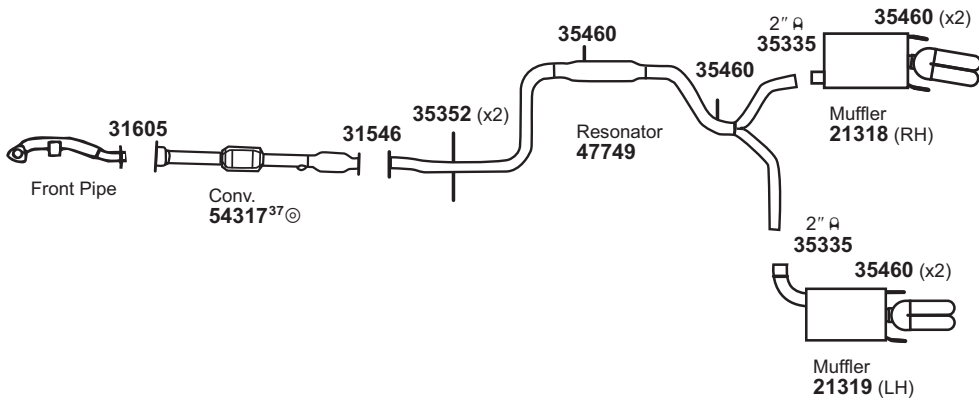
# CHEVROLET Monte Carlo

(10652) 1999-96 6 CYL. MONTE CARLO w/3.1L ENG.



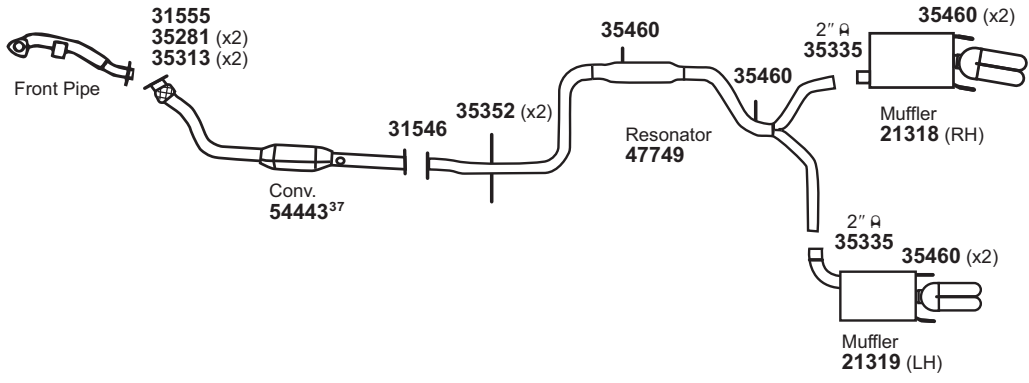
For 21250: SoundFX 18581  
 For 54266: Univ. Conv. 93252#  
 For 54628: Univ. Conv. 93252#

(10653) 1999-98 6 CYL. MONTE CARLO w/3.8L ENG.



For 21318: SoundFX 18826  
 For 21319: SoundFX 18822  
 For 54317: Univ. Conv. 93253#

(10654) 1997-96 6 CYL. MONTE CARLO Z34 w/3.4L ENG.



For 21318: SoundFX 18826  
 For 21319: SoundFX 18822  
 For 54443: Univ. Conv. 93237#

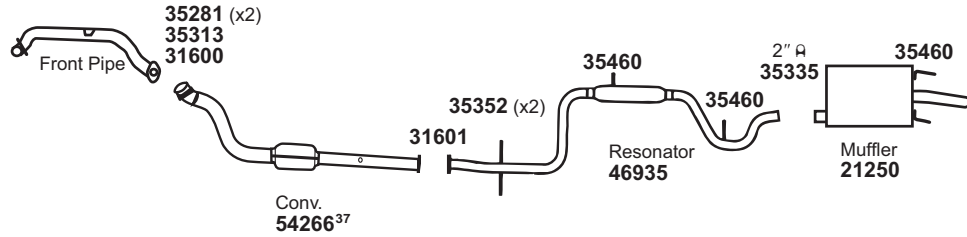
31546 Gskt.	31555 Gskt.	31600 Gskt.	31601 Gskt.	31602 Gskt.	31605 Gskt.	35281 Spring	35313 Bolt Kit	35352 Insl.	35460 Insl.						

NOT LEGAL FOR SALE IN STATE OF CALIFORNIA  
 IN NEW YORK STATE, CONVERTERS LISTED ARE LEGAL FOR FEDERAL/EPA EMISSION VEHICLES ONLY

252 © Air Gap Pipe. Appearance may be different than O.E. Pipe. Air space between Pipes acts as a Heat Insulator. # Modifications and/or additional parts required. 37 Fits All Emissions Vehicles.

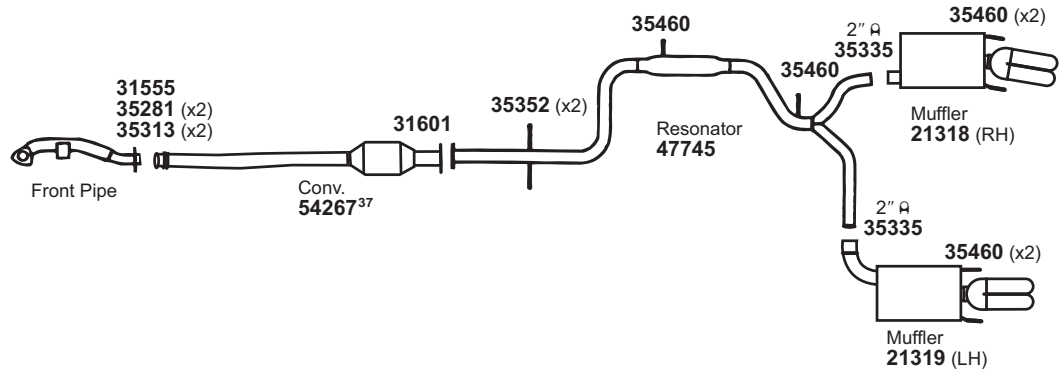
# CHEVROLET Monte Carlo

(10655) 1995 6 CYL. MONTE CARLO w/3.1L ENG.



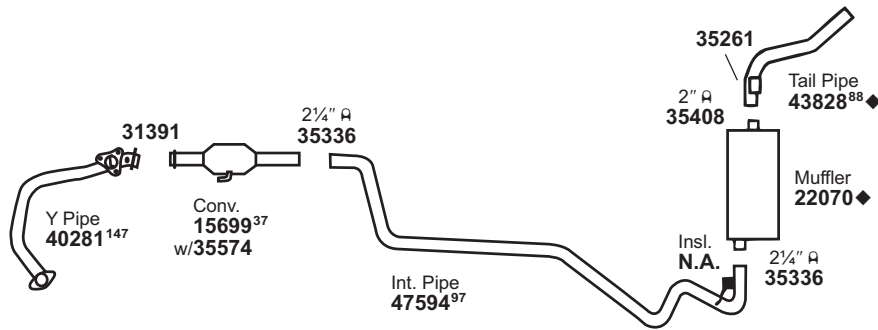
For 21250: SoundFX 18581  
For 54266: Univ. Conv. 93252#

(10656) 1995 6 CYL. MONTE CARLO Z34 w/3.4L ENG.



For 21318: SoundFX 18826  
For 21319: SoundFX 18822  
For 54267: Univ. Conv. 15037#

(10657) 1988-85 V6 CYL. MONTE CARLO w/4.3L ENG., R.W.D.



For 15699: Univ. Conv. 15032#  
For 22070: SoundFX 18345  
Super Turbo 17731#

Tru-Fit 18107  
Ultra Flo SS 17282#

Univ. SoundFX 17840#

31391 Gskt. 	31555 Gskt. 	31600 Gskt. 	31601 Gskt. 	35261 Insl. 	35281 Spring 	35313 Bolt Kit 	35352 Insl. 	35460 Insl. 										
--------------------	--------------------	--------------------	--------------------	--------------------	---------------------	-----------------------	--------------------	--------------------	--	--	--	--	--	--	--	--	--	--

NOT LEGAL FOR SALE IN STATE OF CALIFORNIA  
IN NEW YORK STATE, CONVERTERS LISTED ARE LEGAL FOR FEDERAL/EPA EMISSION VEHICLES ONLY

◆ If welded assembly, replace all required parts.  
# Modifications and/or additional parts required.  
37 Fits All Emissions Vehicles.

88 Late Design; Bracket welded on bottom of Pipe.  
97 For 1987-88 Models "Cut off Bracket".  
147 If sensor installation required, drill 1/2" hole in Pipe at tap.

GENERAL INFORMATION

PASSENGER CAR

LIGHT TRUCK

MUFFLER SPECS.

OPTIONAL MUFFLERS

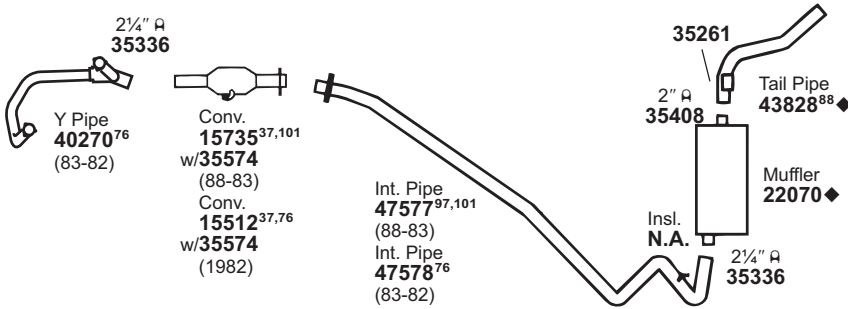
CONVERTER SPECS.

ACCESSORIES

FOOTNOTES

# CHEVROLET Monte Carlo

(10658) 1988-82 8 CYL. MONTE CARLO w/5.0L ENG. (EXC. SS), R.W.D.

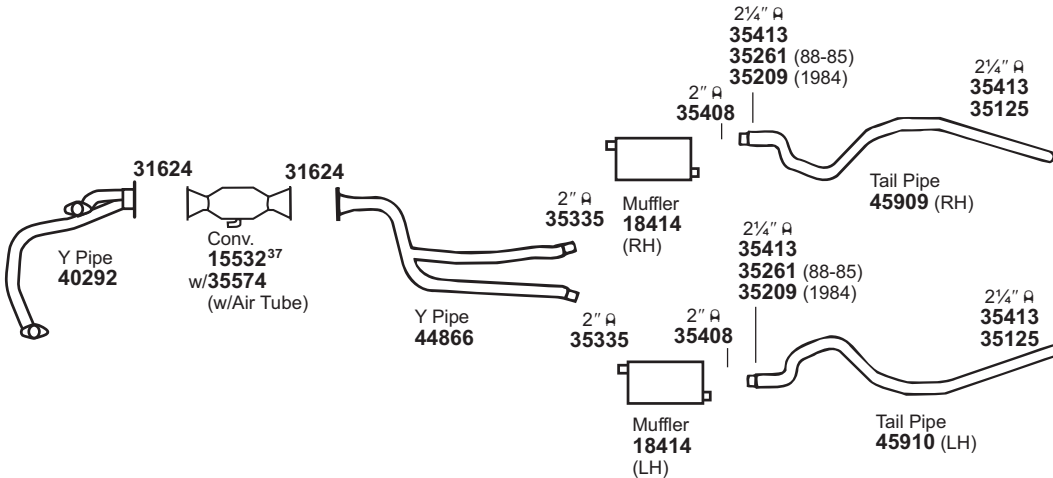


For 15512: Univ. Conv. 15032#  
 For 15735: Univ. Conv. 15032#  
 For 22070: SoundFX 18345  
 Super Turbo 17731#

Tru-Fit 18107  
 Ultra Flo SS 17282#

Univ. SoundFX 17840#

(10659) 1988-84 8 CYL. MONTE CARLO SS w/5.0L ENG. CODE G, R.W.D.



For 15532: Univ. Conv. 15033#  
 For 18414: Univ. SoundFX 17859#

Super Turbo 17736#

31624 Gskt.	35125 Brkt.	35209 Hngr.	35261 Insl.														

NOT LEGAL FOR SALE IN STATE OF CALIFORNIA  
 IN NEW YORK STATE, CONVERTERS LISTED ARE LEGAL FOR FEDERAL/EPA EMISSION VEHICLES ONLY

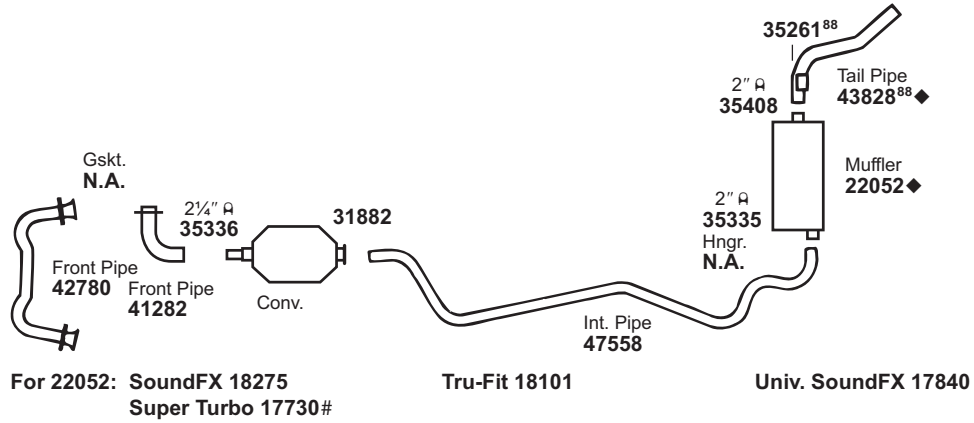
◆ If welded assembly, replace all required parts.  
 # Modifications and/or additional parts required.  
 37 Fits All Emissions Vehicles.

88 Late Design; Bracket welded on bottom of Pipe.  
 97 For 1987-88 Models "Cut off Bracket".  
 101 W/Dual Bed Monolithic Converter.

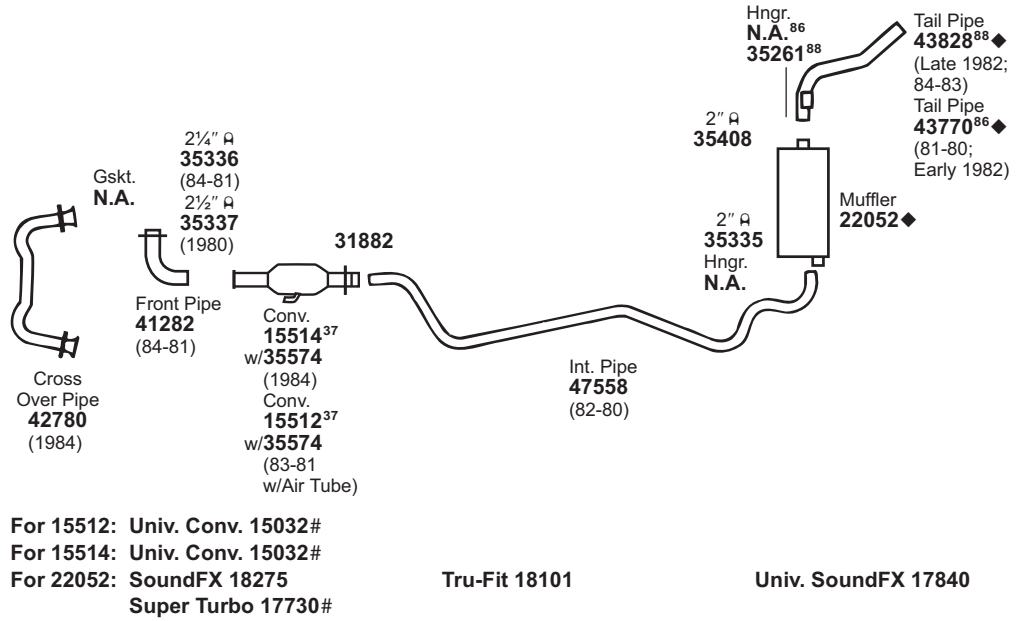




# CHEVROLET Monte Carlo

(10660) 1987-85 V6 CYL. MONTE CARLO w/3.8L (231 C.I.D.) ENG. (EXC. TURBO)



(10661) 1984-80 V6 CYL. MONTE CARLO w/3.8L (231 C.I.D.) ENG. (EXC. TURBO), R.W.D.



31882 Flng. 	35261 Insl. 																			
---	---	--	--	--	--	--	--	--	--	--	--	--	--	--	--	--	--	--	--	--

NOT LEGAL FOR SALE IN STATE OF CALIFORNIA  
IN NEW YORK STATE, CONVERTERS LISTED ARE LEGAL FOR FEDERAL/EPA EMISSION VEHICLES ONLY

◆ If welded assembly, replace all required parts.  
# Modifications and/or additional parts required.  
37 Fits All Emissions Vehicles.  
86 Early Design; Bracket welded on top of Pipe.  
88 Late Design; Bracket welded on bottom of Pipe.

GENERAL INFORMATION

PASSENGER CAR

LIGHT TRUCK

MUFFLER SPECS.

OPTIONAL MUFFLERS

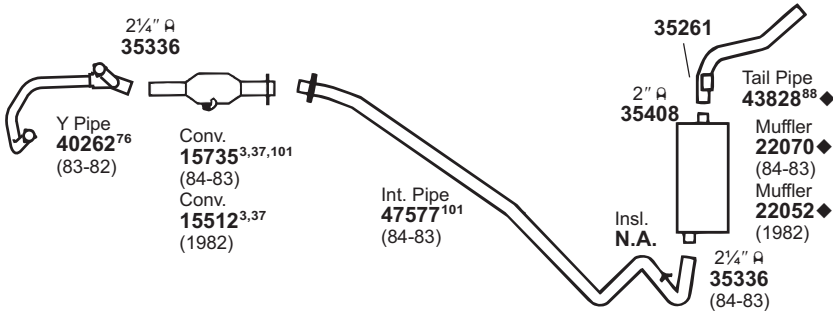
CONVERTER SPECS.

ACCESSORIES

FOOTNOTES

# CHEVROLET Monte Carlo

(10662) 1984-82 V6 CYL. MONTE CARLO w/3.8L (229 C.I.D.) ENG., R.W.D.



For 15512: Univ. Conv. 15032#  
 For 15735: Univ. Conv. 15032#  
 For 22052: SoundFX 18275  
 Super Turbo 17730#  
 For 22070: SoundFX 18345  
 Super Turbo 17731#

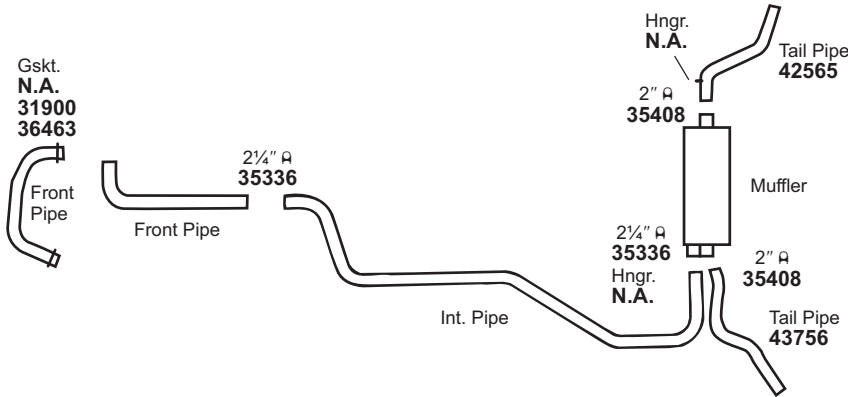
Tru-Fit 18101

Univ. SoundFX 17840

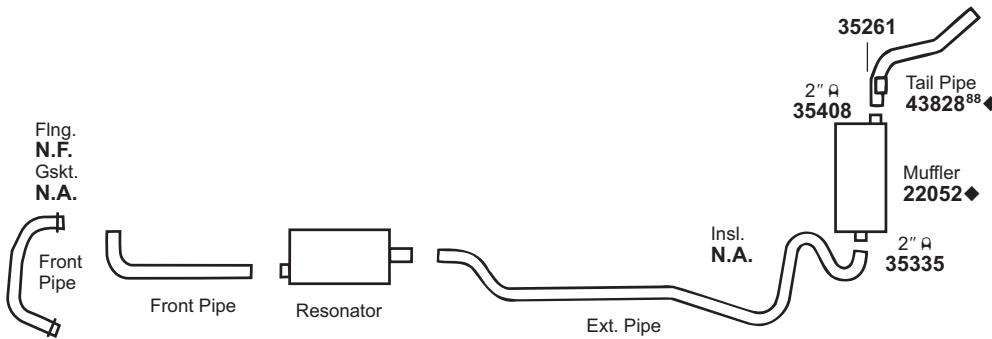
Tru-Fit 18107  
 Ultra Flo SS 17282#

Univ. SoundFX 17840#

(10663) 1984-82 8 CYL. MONTE CARLO w/5.7L DIESEL ENG.



(10664) 1983-82 V6 CYL. MONTE CARLO w/4.3L DIESEL ENG.



For 22052: SoundFX 18275  
 Super Turbo 17730#

Tru-Fit 18101

Univ. SoundFX 17840

31900 Flng. 	35261 Insl. 	36463 Sprgs. 										
--------------------	--------------------	---------------------	--	--	--	--	--	--	--	--	--	--

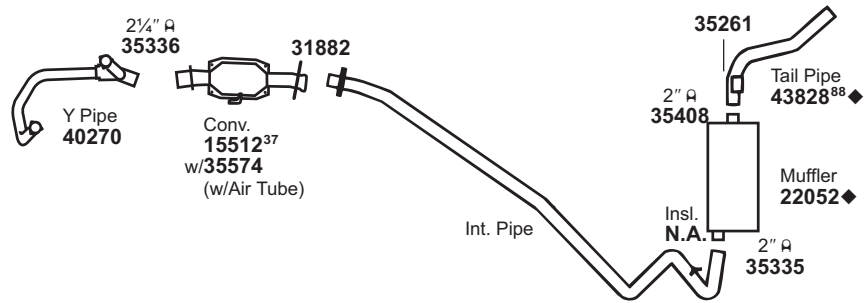
NOT LEGAL FOR SALE IN STATE OF CALIFORNIA  
 IN NEW YORK STATE, CONVERTERS LISTED ARE LEGAL FOR FEDERAL/EPA EMISSION VEHICLES ONLY

◆ If welded assembly, replace all required parts.  
 # Modifications and/or additional parts required.  
 3 May require 35574 Air Tube Kit for installation.  
 256 37 Fits All Emissions Vehicles.

76 W/Single Bed Pelletized Converter.  
 88 Late Design; Bracket welded on bottom of Pipe.  
 101 W/Dual Bed Monolithic Converter.

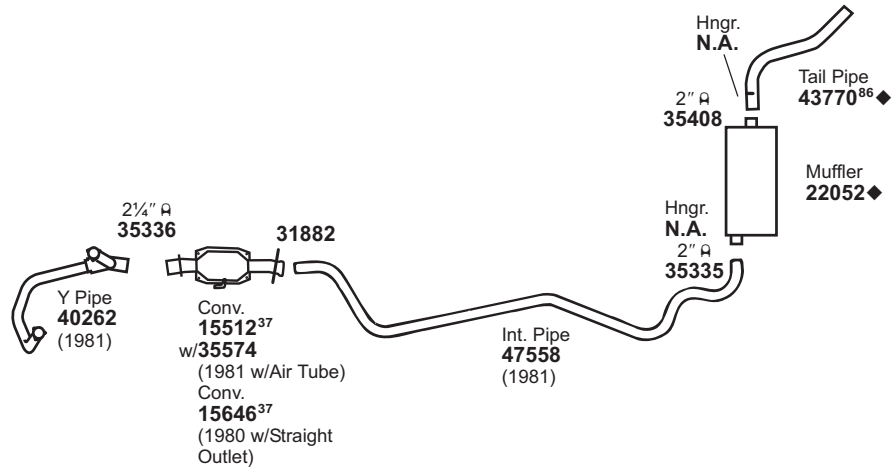
# CHEVROLET Monte Carlo

(10665) 1982 8 CYL. MONTE CARLO w/4.4L ENG.



For 15512: Univ. Conv. 15032#  
For 22052: SoundFX 18275  
Super Turbo 17730#  
Tru-Fit 18101  
Univ. SoundFX 17840

(10666) 1981-80 V6 CYL. MONTE CARLO w/3.8L (229 C.I.D.) ENG.



For 15512: Univ. Conv. 15032#  
For 15646: Univ. Conv. 15037#  
For 22052: SoundFX 18275  
Super Turbo 17730#  
Tru-Fit 18101  
Univ. SoundFX 17840

31882 Fling. 	35261 Insl. 													
---------------------	--------------------	--	--	--	--	--	--	--	--	--	--	--	--	--

NOT LEGAL FOR SALE IN STATE OF CALIFORNIA  
IN NEW YORK STATE, CONVERTERS LISTED ARE LEGAL FOR FEDERAL/EPA EMISSION VEHICLES ONLY

◆ If welded assembly, replace all required parts.  
# Modifications and/or additional parts required.  
37 Fits All Emissions Vehicles.

86 Early Design; Bracket welded on top of Pipe.  
88 Late Design; Bracket welded on bottom of Pipe.

GENERAL INFORMATION

PASSENGER CAR

LIGHT TRUCK

MUFFLER SPECS.

OPTIONAL MUFFLERS

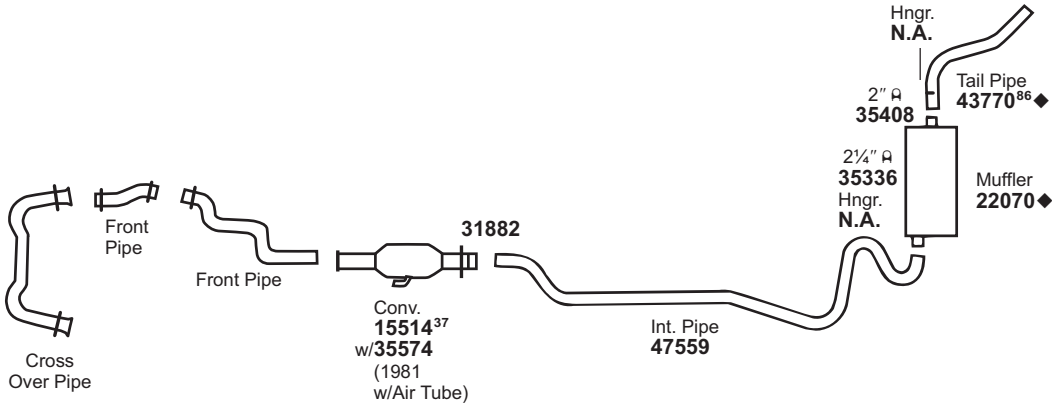
CONVERTER SPECS.

ACCESSORIES

FOOTNOTES

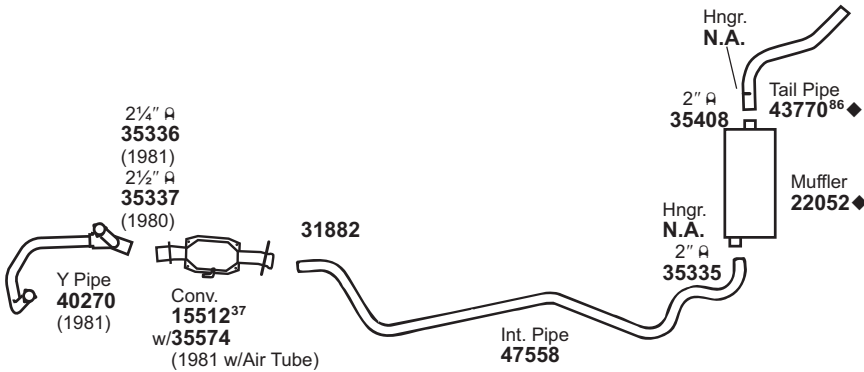
# CHEVROLET Monte Carlo

(10667) 1981-80 V6 CYL. MONTE CARLO w/3.8L (231 C.I.D.) TURBO ENG.



For 15514: Univ. Conv. 15032#  
 For 22070: SoundFX 18345 Super Turbo 17731#  
 Tru-Fit 18107 Ultra Flo SS 17282#  
 Univ. SoundFX 17840#

(10668) 1981-80 8 CYL. MONTE CARLO w/4.4L (267 C.I.D.) ENG.



For 15512: Univ. Conv. 15032#  
 For 22052: SoundFX 18275 Super Turbo 17730#  
 Tru-Fit 18101  
 Univ. SoundFX 17840

31882 Fling. 														
---	--	--	--	--	--	--	--	--	--	--	--	--	--	--

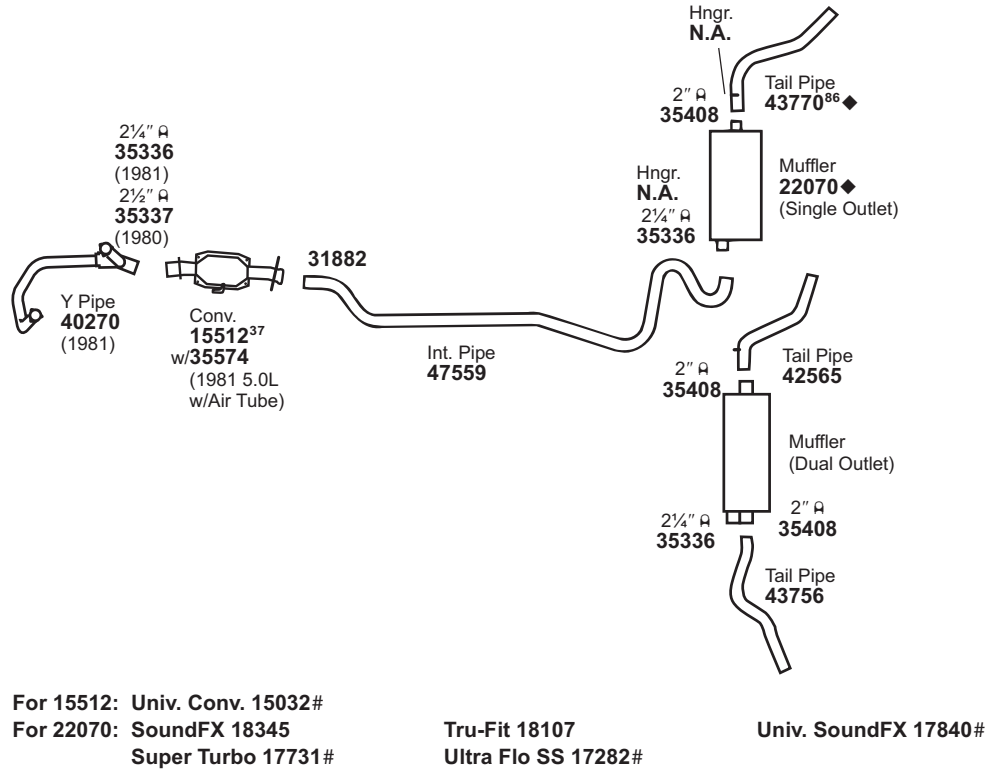
NOT LEGAL FOR SALE IN STATE OF CALIFORNIA  
 IN NEW YORK STATE, CONVERTERS LISTED ARE LEGAL FOR FEDERAL/EPA EMISSION VEHICLES ONLY

258 ◆ If welded assembly, replace all required parts.  
 # Modifications and/or additional parts required.

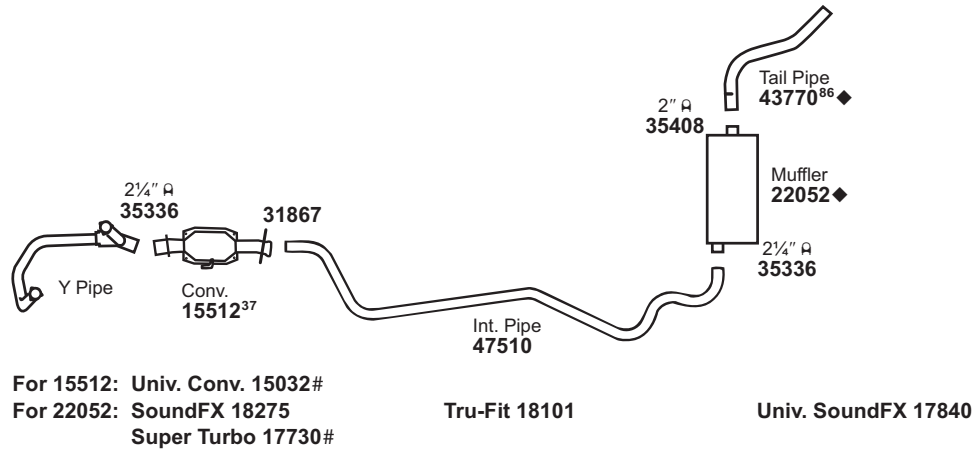
37 Fits All Emissions Vehicles.  
 86 Early Design; Bracket welded on top of Pipe.

# CHEVROLET Monte Carlo

(10669) 1981-80 8 CYL. MONTE CARLO w/5.0L (305 C.I.D.) ENG.



(10670) 1979-78 V6 CYL. MONTE CARLO w/3.3L (200 C.I.D.) ENG.



31867 Flng. 	31882 Flng. 																		
--------------------	--------------------	--	--	--	--	--	--	--	--	--	--	--	--	--	--	--	--	--	--

NOT LEGAL FOR SALE IN STATE OF CALIFORNIA  
IN NEW YORK STATE, CONVERTERS LISTED ARE LEGAL FOR FEDERAL/EPA EMISSION VEHICLES ONLY

♦ If welded assembly, replace all required parts.  
# Modifications and/or additional parts required.

37 Fits All Emissions Vehicles.  
86 Early Design; Bracket welded on top of Pipe.

GENERAL INFORMATION

PASSENGER CAR

LIGHT TRUCK

MUFFLER SPECS.

OPTIONAL MUFFLERS

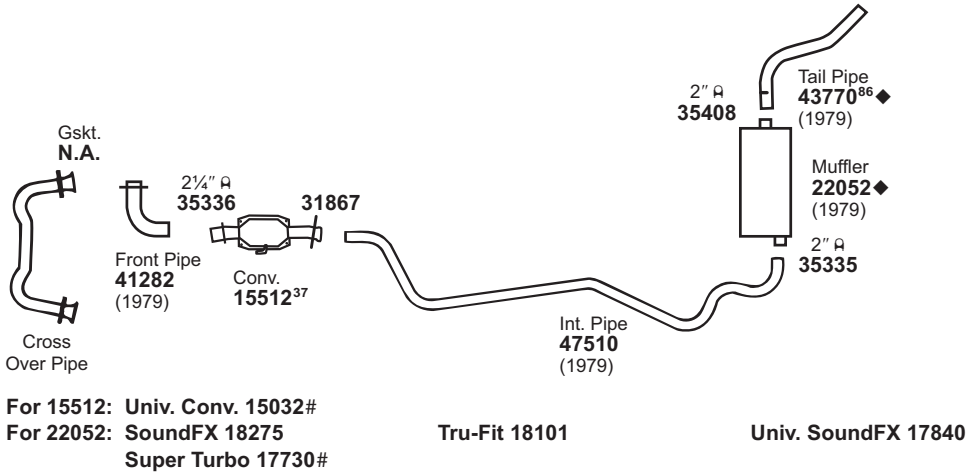
CONVERTER SPECS.

ACCESSORIES

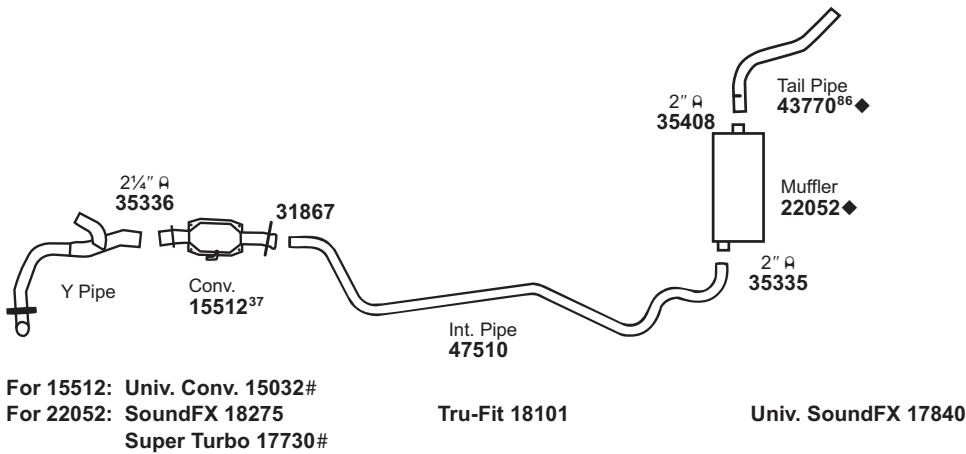
FOOTNOTES


# CHEVROLET Monte Carlo

(10671) 1979-78 V6 CYL. MONTE CARLO w/3.8L (231 C.I.D.) ENG.



(10672) 1979 8 CYL. MONTE CARLO w/4.4L (267 C.I.D.) ENG.  
 1978 8 CYL. MONTE CARLO w/5.0L (305 C.I.D.) ENG.



31867 Flng. 												
---	--	--	--	--	--	--	--	--	--	--	--	--

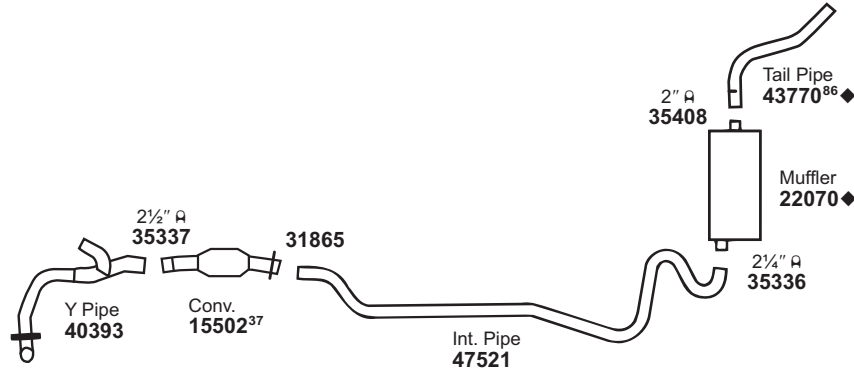
NOT LEGAL FOR SALE IN STATE OF CALIFORNIA  
 IN NEW YORK STATE, CONVERTERS LISTED ARE LEGAL FOR FEDERAL/EPA EMISSION VEHICLES ONLY

260 ◆ If welded assembly, replace all required parts.  
 # Modifications and/or additional parts required.

37 Fits All Emissions Vehicles.  
 86 Early Design; Bracket welded on top of Pipe.

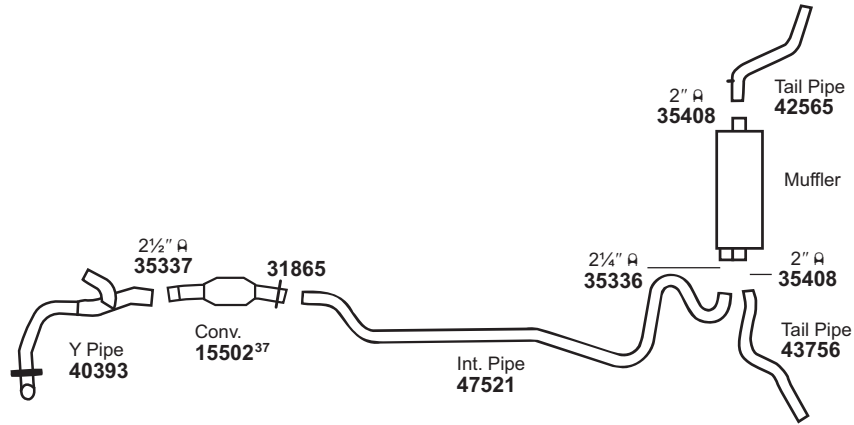
# CHEVROLET Monte Carlo

(10673) 1979 8 CYL. MONTE CARLO w/5.0L (305 C.I.D.) ENG. (EXC. 4 SPEED MANUAL TRANSMISSION), SINGLE OUTLET MUFFLER



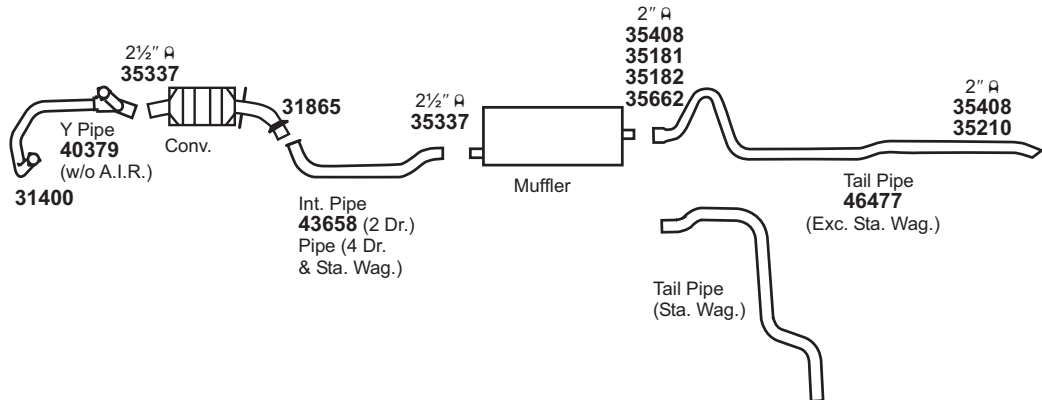
For 15502: Univ. Conv. 15038#  
 For 22070: SoundFX 18345 Tru-Fit 18107 Univ. SoundFX 17840#  
 Super Turbo 17731# Ultra Flo SS 17282#

(10674) 1979 8 CYL. MONTE CARLO w/5.0L (305 C.I.D.) ENG., w/DUAL OUTLET MUFFLER



For 15502: Univ. Conv. 15038#

(10675) 1977-75 8 CYL. MONTE CARLO w/5.0L (305 C.I.D.), 5.7L (350 C.I.D.), 6.6L (400 C.I.D.) ENG.



31400 Gskt.	31865 Flng.	35181 Brkt.	35182 Brkt.	35210 Hngr.	35662 Brkt.														

NOT LEGAL FOR SALE IN STATE OF CALIFORNIA  
 IN NEW YORK STATE, CONVERTERS LISTED ARE LEGAL FOR FEDERAL/EPA EMISSION VEHICLES ONLY

◆ If welded assembly, replace all required parts.  
 # Modifications and/or additional parts required.

37 Fits All Emissions Vehicles.  
 86 Early Design; Bracket welded on top of Pipe.

GENERAL INFORMATION

PASSENGER CAR

LIGHT TRUCK

MUFFLER SPECS.

OPTIONAL MUFFLERS

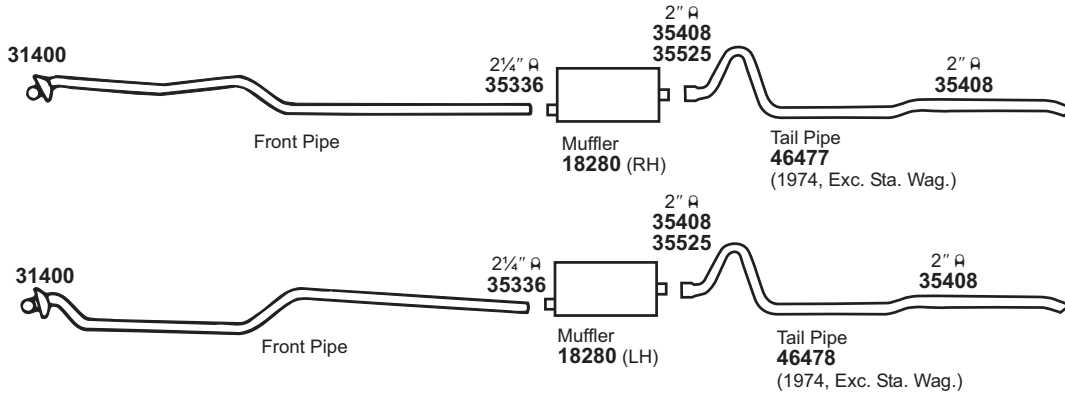
CONVERTER SPECS.

ACCESSORIES

FOOTNOTES

# CHEVROLET Monte Carlo

(10676) 1974-73 8 CYL. MONTE CARLO w/5.7L (350 C.I.D.) ENG., DUAL EXHAUST

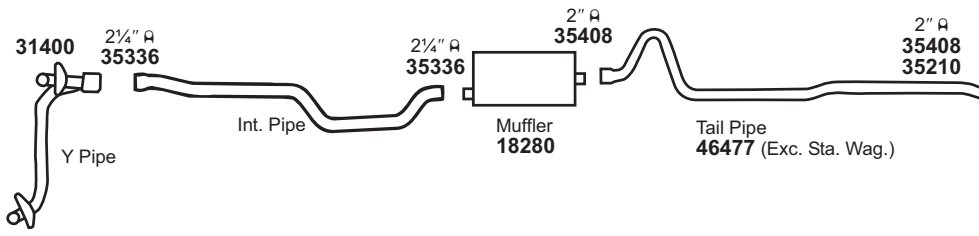


For 18280: Tru-Fit 18111

Univ. SoundFX 17800

Super Turbo 17747#

(10677) 1974 8 CYL. MONTE CARLO w/5.7L (350 C.I.D.), 6.6L (400 C.I.D.) ENG., SINGLE EXHAUST



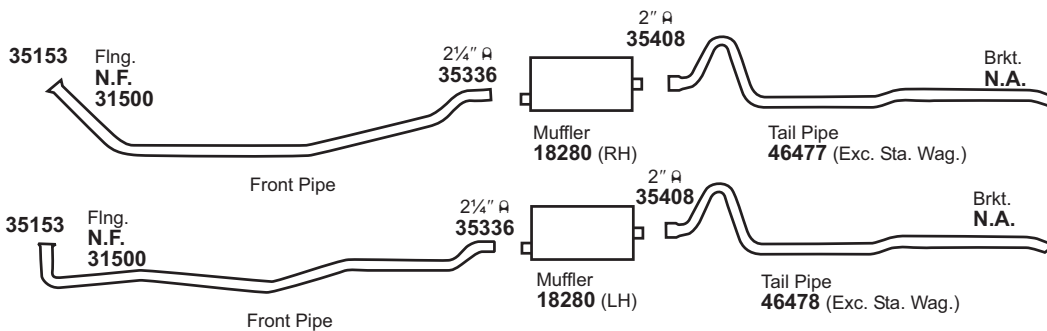
31400

For 18280: Tru-Fit 18111

Univ. SoundFX 17800

Super Turbo 17747#

(10678) 1974 8 CYL. MONTE CARLO w/7.4L (454 C.I.D.) ENG.



For 18280: Tru-Fit 18111

Univ. SoundFX 17800

Super Turbo 17747#

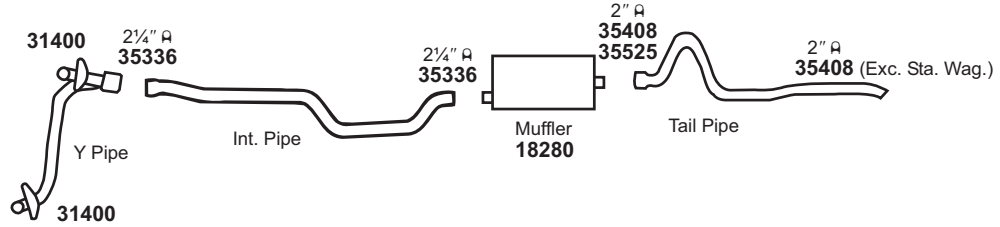
31400 Gskt.	31500 Gskt.	35153 Bush.	35210 Hngr.	35525 Hngr.													

NOT LEGAL FOR SALE IN STATE OF CALIFORNIA  
IN NEW YORK STATE, CONVERTERS LISTED ARE LEGAL FOR FEDERAL/EPA EMISSION VEHICLES ONLY



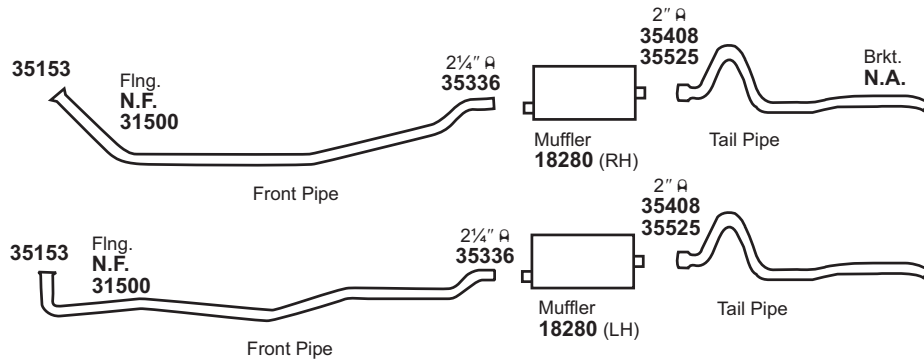
# CHEVROLET Monte Carlo

(10679) 1973 8 CYL. MONTE CARLO w/5.7L (350 C.I.D.) ENG., SINGLE EXHAUST



For 18280: Tru-Fit 18111 Univ. SoundFX 17800 Super Turbo 17747#

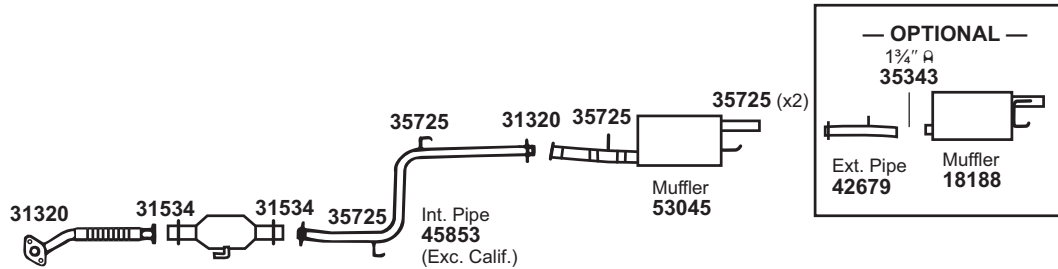
(10680) 1973 8 CYL. MONTE CARLO w/7.4L (454 C.I.D.) ENG.



For 18280: Tru-Fit 18111 Univ. SoundFX 17800 Super Turbo 17747#

# CHEVROLET Nova

(10681) 1988-85 4 CYL. NOVA w/1.6L ENG. (EXC. TWIN CAM), F.W.D.



For 15682: Univ. Conv. 15031#  
 For 16360: Univ. Conv. 15036#  
 For 18188: Univ. SoundFX 17859#

Super Turbo 17736#

31320 Gskt.	31400 Gskt.	31500 Gskt.	31534 Gskt.	35153 Bush.	35525 Hngr.	35725 Insl.									

NOT LEGAL FOR SALE IN STATE OF CALIFORNIA  
 IN NEW YORK STATE, CONVERTERS LISTED ARE LEGAL FOR FEDERAL/EPA EMISSION VEHICLES ONLY

© Air Gap Pipe. Appearance may be different than O.E. Pipe. Air space between Pipes acts as a Heat Insulator.  
 # Modifications and/or additional parts required.

37 Fits All Emissions Vehicles.  
 74 Fits California/50 State Emission Vehicles.  
 203 Bracket may be removed if not required.

GENERAL INFORMATION

PASSENGER CAR

LIGHT TRUCK

MUFFLER SPECS.

OPTIONAL MUFFLERS

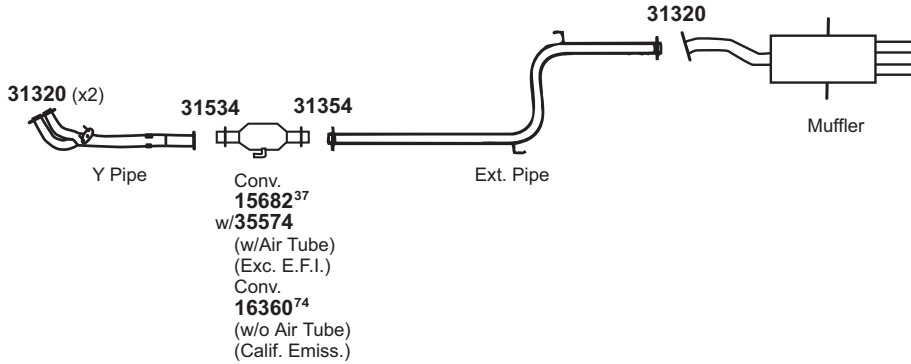
CONVERTER SPECS.

ACCESSORIES

FOOTNOTES

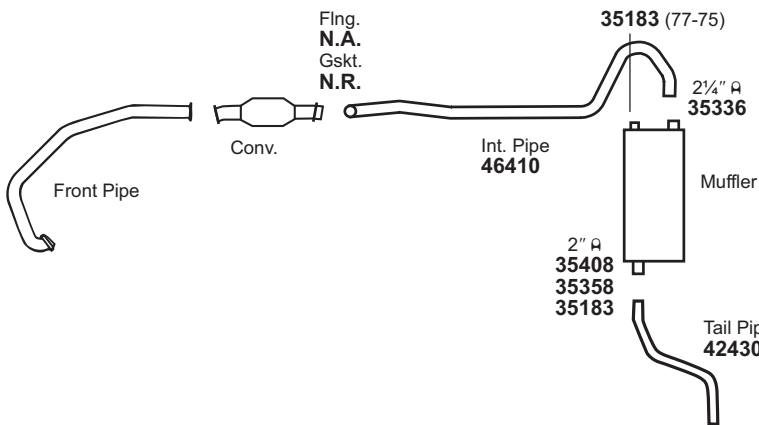
# CHEVROLET Nova

(10682) 1988 4 CYL. NOVA w/1.6L ENG., TWIN CAM, F.W.D.

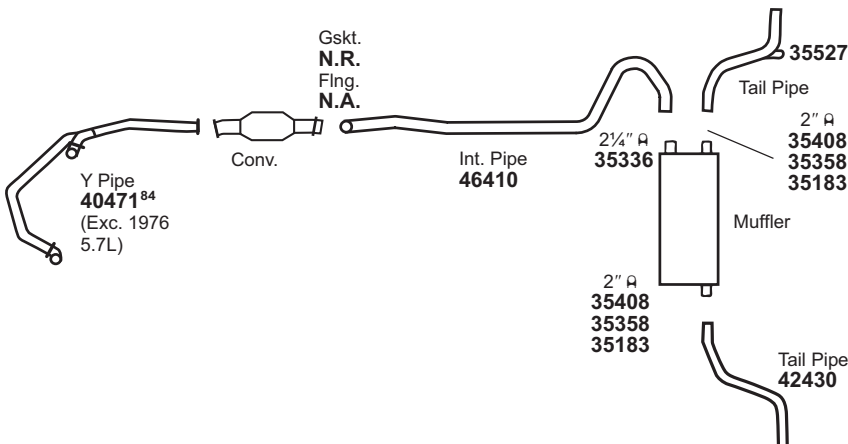


For 15682: Univ. Conv. 15031#  
For 16360: Univ. Conv. 15036#

(10683) 1979-75 6 CYL. NOVA w/4.1L (250 C.I.D.) ENG.



(10684) 1979-75 8 CYL. NOVA w/4.3L (262 C.I.D.), 5.0L (305 C.I.D.), 5.7L (350 C.I.D.) ENG., DUAL OUTLET



31320 Gskt.	31354 Gskt.	31534 Gskt.	35183 Insl.	35358 Brkt.	35527 Hngr.															

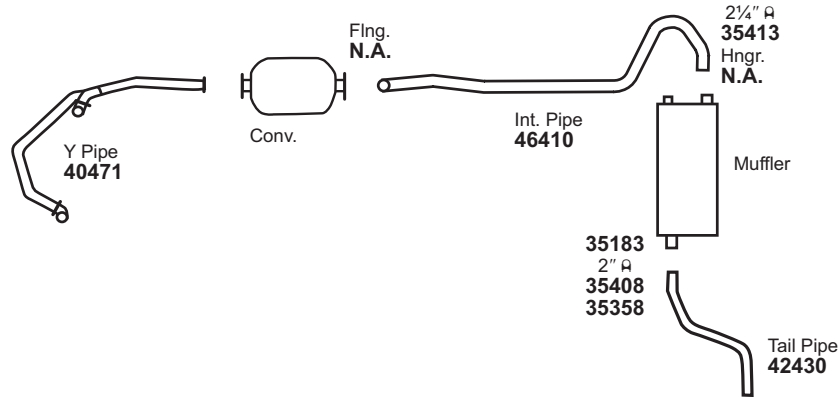
NOT LEGAL FOR SALE IN STATE OF CALIFORNIA  
IN NEW YORK STATE, CONVERTERS LISTED ARE LEGAL FOR FEDERAL/EPA EMISSION VEHICLES ONLY

◆ If welded assembly, replace all required parts.  
# Modifications and/or additional parts required.  
264 37 Fits All Emissions Vehicles.

74 Fits California/50 State Emission Vehicles.  
84 Exc. 1975-76 Calif.

# CHEVROLET Nova

(10685) 1979-78 8 CYL. NOVA, SINGLE OUTLET



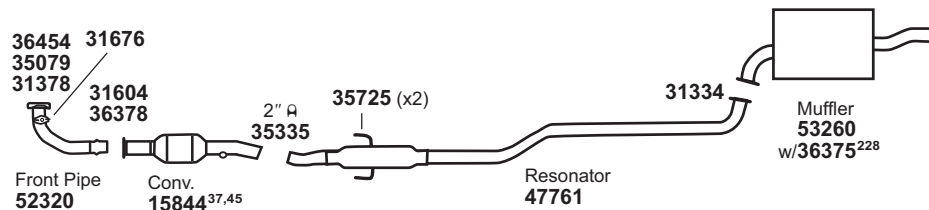
GENERAL INFORMATION

PASSENGER CAR

LIGHT TRUCK

# CHEVROLET Prizm

(10686) 2002-98 4 CYL. PRIZM w/1.8L ENG.



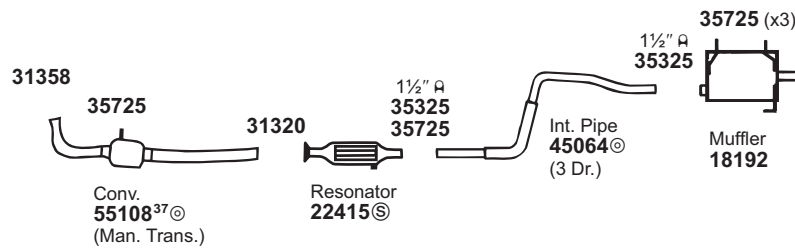
For 15844: Univ. Conv. 93251#  
For 53260: SoundFX 18597

Tru-Fit 18150#

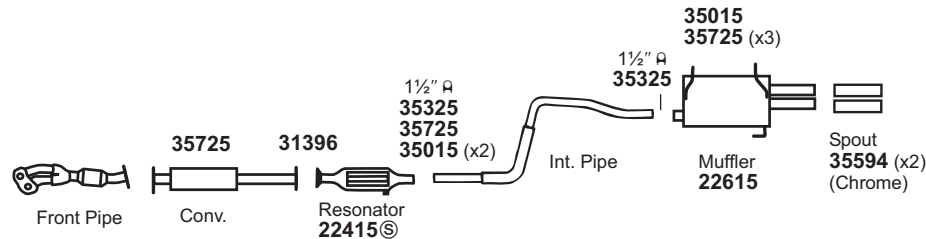
MUFFLER SPECS.

# CHEVROLET Sprint

(10687) 1991-89 3 CYL. SPRINT w/1.0L ENG. (EXC. TURBO)



(10688) 1991-89 4 CYL. SPRINT w/1.0L TURBO ENG.



31320 Gskt.	31334 Gskt.	31358 Gskt.	31378 Gskt.	31396 Gskt.	31604 Gskt.	31676 Gskt.	35015 Insl.	35079 Hex Nut	35183 Insl.	35358 Brkt.	35725 Insl.	36375 Strap	36378 Clmp.

NOT LEGAL FOR SALE IN STATE OF CALIFORNIA  
IN NEW YORK STATE, CONVERTERS LISTED ARE LEGAL FOR FEDERAL/EPA EMISSION VEHICLES ONLY

Ⓢ W/welded Heat Shield.

Ⓞ Air Gap Pipe. Appearance may be different than O.E. Pipe. Air space between Pipes acts as a Heat Insulator.

# Modifications and/or additional parts required.

37 Fits All Emissions Vehicles.

45 OE exhaust system is completely welded. Additional adapters and cutting the OE pipes may be required to complete installation. Only failed Converters may be replaced.

228 Will not fit on O.E. Muffler.

OPTIONAL MUFFLERS

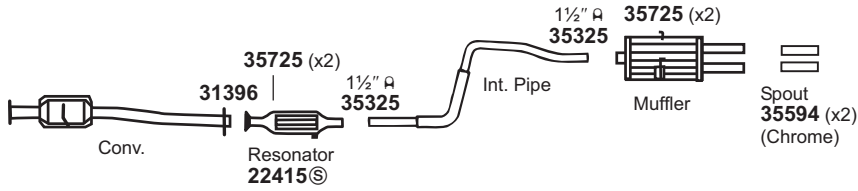
CONVERTER SPECS.

ACCESSORIES

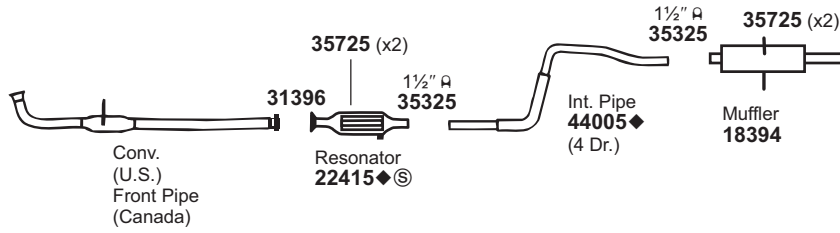
FOOTNOTES

# CHEVROLET Sprint

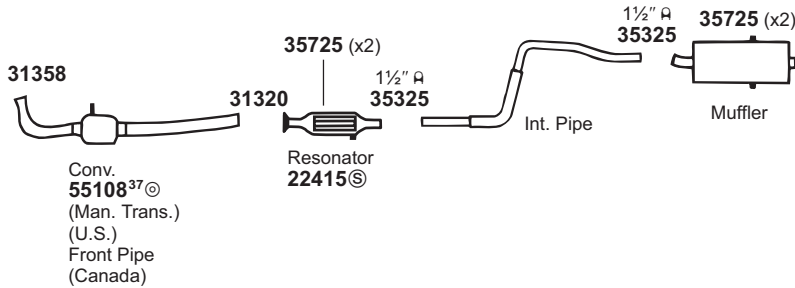
(10689) 1988-87 3 CYL. SPRINT w/1.0L TURBO ENG.



(10690) 1988-87 3 CYL. SPRINT w/1.0L ENG. (EXC. TURBO)



(10691) 1986-85 3 CYL. SPRINT w/1.0L ENG.



## CHEVROLET Tracker (See Truck Section)

31320 Gskt.	31358 Gskt.	31396 Gskt.	35725 Insl.																

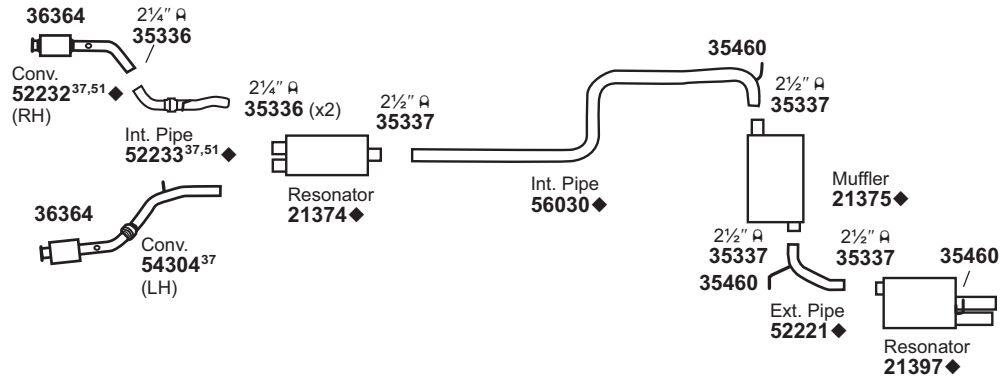
NOT LEGAL FOR SALE IN STATE OF CALIFORNIA  
IN NEW YORK STATE, CONVERTERS LISTED ARE LEGAL FOR FEDERAL/EPA EMISSION VEHICLES ONLY

◆ If welded assembly, replace all required parts.  
Ⓢ W/welded Heat Shield.

Ⓢ Air Gap Pipe. Appearance may be different than O.E. Pipe. Air space between Pipes acts as a Heat Insulator.  
37 Fits All Emissions Vehicles.

# CHRYSLER 300M

(10692) 2004-99 6 CYL. 300M w/3.5L ENG. (EXC. SPECIAL & PRO-AM EDITION)



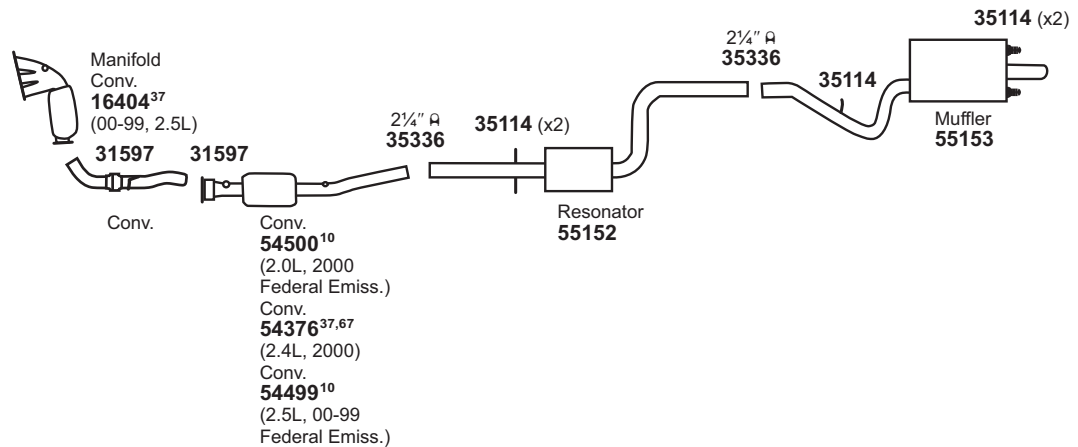
For 21374: SoundFX 18925  
 For 21375: SoundFX 18920  
 For 52232: Univ. Conv. 93252#  
 For 54304: Univ. Conv. 93252#

Super Turbo 17734#

Ultra Flo SS 17258<sup>576</sup>

# CHRYSLER Cirrus

(10693) 2000 4 CYL. CIRRUS w/2.0L ENG.  
 2000-97 4 CYL. CIRRUS w/2.4L ENG. (AFTER 11-26-96)  
 2000-97 6 CYL. CIRRUS w/2.5L ENG.



For 54376: Univ. Conv. 93237#  
 For 54499: Univ. Conv. 93237#  
 For 54500: Univ. Conv. 93237#  
 For 55153: SoundFX 18891

Tru-Fit 18161#

31597 Gskt.	35114 Insl.	35460 Insl.	36364 Clmp.																

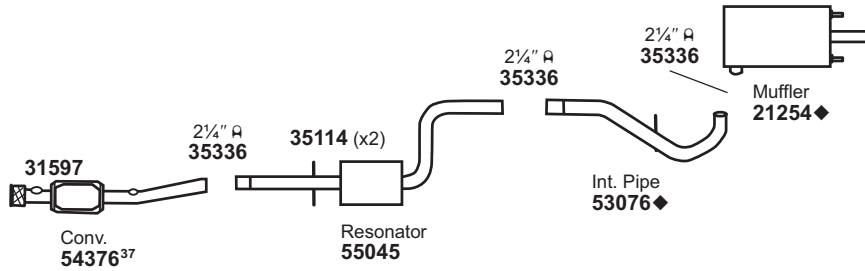
NOT LEGAL FOR SALE IN STATE OF CALIFORNIA  
 IN NEW YORK STATE, CONVERTERS LISTED ARE LEGAL FOR FEDERAL/EPA EMISSION VEHICLES ONLY

- ◆ If welded assembly, replace all required parts.
- # Modifications and/or additional parts required.
- 10 Fits Federal/EPA Emission Vehicles.
- 37 Fits All Emissions Vehicles.
- 51 Both parts required.

- 67 Use Oxygen Sensor Plug 35299 at inlet end O2 Port if not required.
- 576 For installation instructions and additional parts required, see the Cross Reference Chart in the Master Catalog.

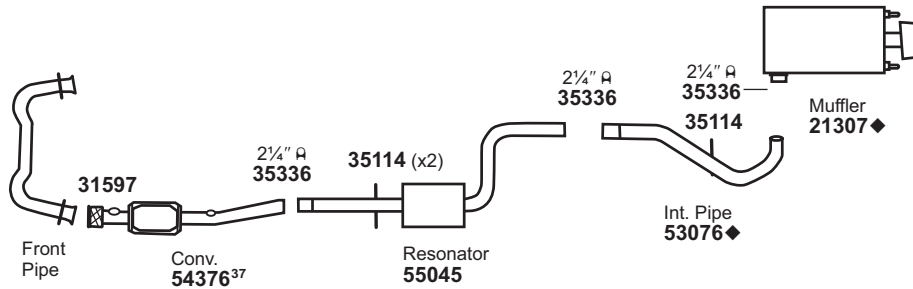
# CHRYSLER Cirrus

(10694) 1997-96 4 CYL. CIRRUS w/2.4L ENG. (BEFORE 11-26-96)



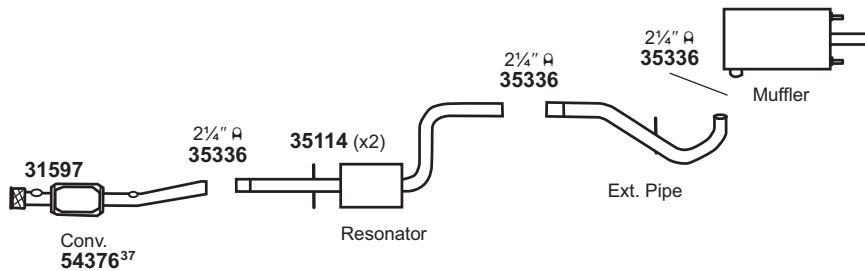
For 21254: SoundFX 18850  
For 54376: Univ. Conv. 93237#

(10695) 1996 6 CYL. CIRRUS w/2.5L ENG.



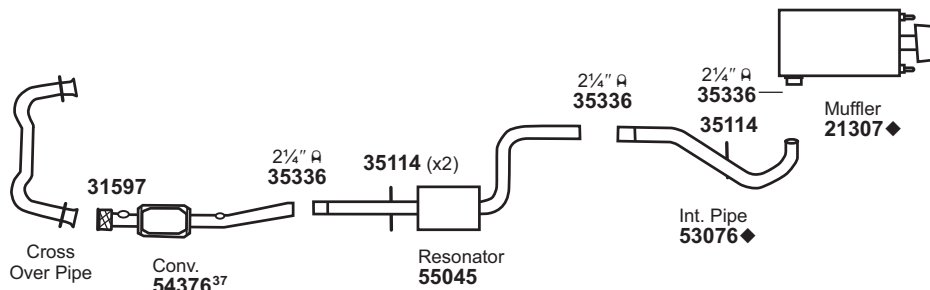
For 54376: Univ. Conv. 93237#

(10696) 1995 4 CYL. CIRRUS w/2.4L ENG. (BEFORE 11-26-96)



For 54376: Univ. Conv. 93237#

(10697) 1995 6 CYL. CIRRUS w/2.5L ENG.



For 54376: Univ. Conv. 93237#

31597 Gskt.	35114 Insl.																		
																			

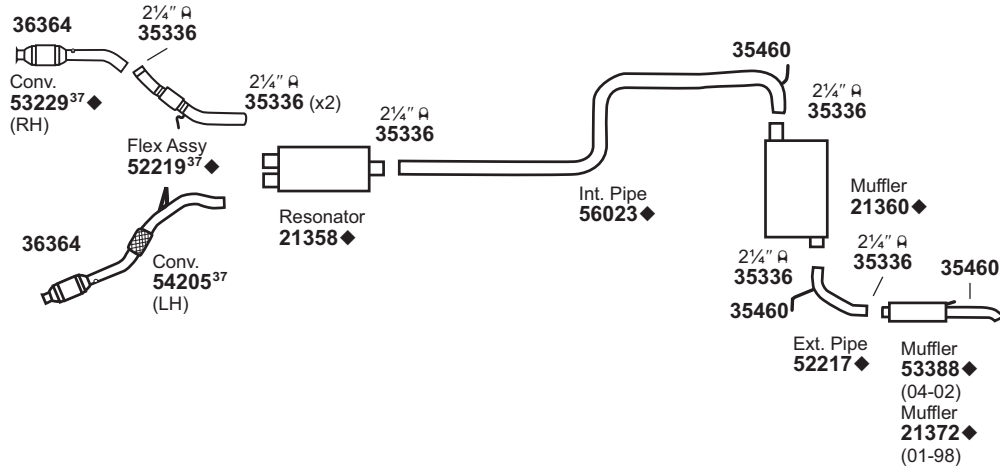
NOT LEGAL FOR SALE IN STATE OF CALIFORNIA  
IN NEW YORK STATE, CONVERTERS LISTED ARE LEGAL FOR FEDERAL/EPA EMISSION VEHICLES ONLY

◆ If welded assembly, replace all required parts.  
# Modifications and/or additional parts required.

37 Fits All Emissions Vehicles.

# CHRYSLER Concorde

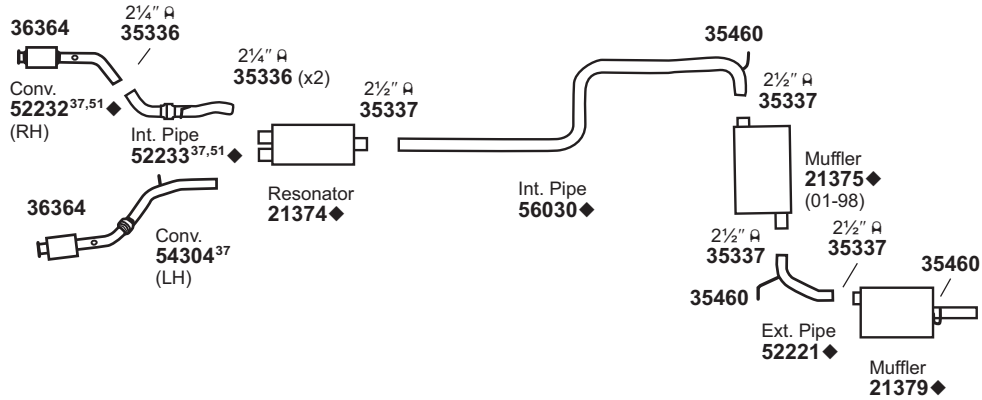
(10698) 2004-98 6 CYL. CONCORDE w/2.7L ENG.



For 21358: SoundFX 18926  
 For 21360: SoundFX 18912  
 For 21372: Super Turbo 17731#  
 For 53229: Univ. Conv. 93252#  
 For 54205: Univ. Conv. 93252#



Super Turbo 17732#  
 Ultra Flo SS 17282#

(10699) 2001-98 6 CYL. CONCORDE w/3.2L ENG.



For 21374: SoundFX 18925  
 For 21375: SoundFX 18920  
 For 21379: SoundFX 18842  
 For 52232: Univ. Conv. 93252#  
 For 54304: Univ. Conv. 93252#

Super Turbo 17734#      Ultra Flo SS 17258<sup>576</sup>

35460 Insl. 	36364 Clmp. 																			
---	---	--	--	--	--	--	--	--	--	--	--	--	--	--	--	--	--	--	--	--

**NOT LEGAL FOR SALE IN STATE OF CALIFORNIA  
 IN NEW YORK STATE, CONVERTERS LISTED ARE LEGAL FOR FEDERAL/EPA EMISSION VEHICLES ONLY**

◆ If welded assembly, replace all required parts.  
 # Modifications and/or additional parts required.  
 37 Fits All Emissions Vehicles.

51 Both parts required.  
 576 For installation instructions and additional parts required, see the Cross Reference Chart in the Master Catalog.

GENERAL INFORMATION

PASSENGER CAR

LIGHT TRUCK

MUFFLER SPECS.

OPTIONAL MUFFLERS

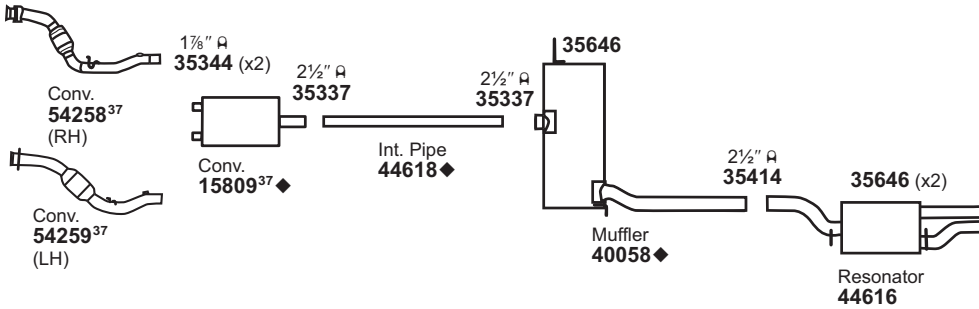
CONVERTER SPECS.

ACCESSORIES

FOOTNOTES

# CHRYSLER Concorde

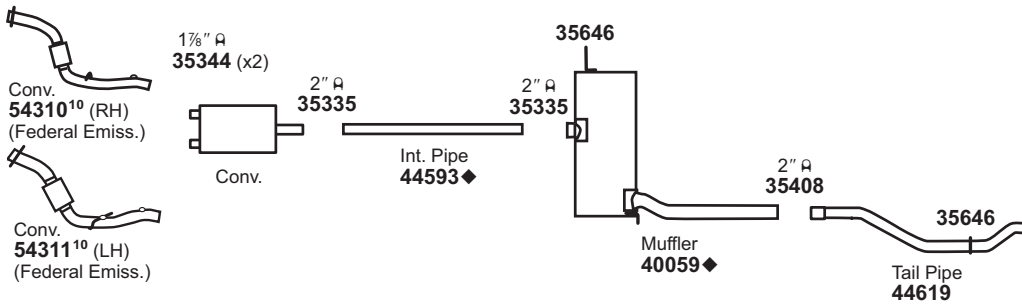
(10700) 1997-96 6 CYL. CONCORDE w/3.5L ENG.



**NOTE:** To connect pipe 44618 to O.E. converter:  
 1) Cut original pipe 4" downstream of pipe-to-converter weld.  
 2) Overlap 44618 onto the remaining stub on converter outlet.

For 15809: Univ. Conv. 93322#  
 For 54258: Univ. Conv. 93252#  
 For 54259: Univ. Conv. 93252#

(10701) 1996 6 CYL. CONCORDE w/3.3L ENG.



**NOTE:** To connect pipe 44593 to O.E. converter:  
 1) Cut original pipe 4" downstream of pipe-to-converter weld.  
 2) Overlap 44593 onto the remaining stub on converter outlet.

For 54310: Univ. Conv. 93270#  
 For 54311: Univ. Conv. 93270#

35646 Insl.																			
----------------	--	--	--	--	--	--	--	--	--	--	--	--	--	--	--	--	--	--	--

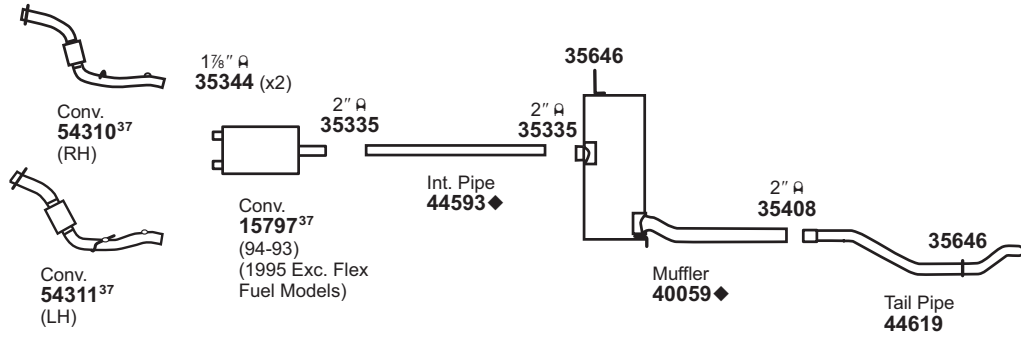
NOT LEGAL FOR SALE IN STATE OF CALIFORNIA  
 IN NEW YORK STATE, CONVERTERS LISTED ARE LEGAL FOR FEDERAL/EPA EMISSION VEHICLES ONLY

270 ◆ If welded assembly, replace all required parts.  
 # Modifications and/or additional parts required.  
 10 Fits Federal/EPA Emission Vehicles.  
 37 Fits All Emissions Vehicles.



# CHRYSLER Concorde

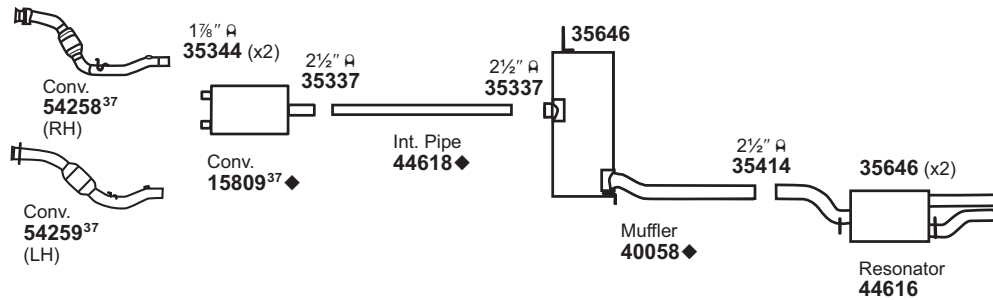
(10702) 1995-93 6 CYL. CONCORDE w/3.3L ENG.



**NOTE: To connect pipe 44593 to O.E. converter:**  
 1) Cut original pipe 4" downstream of pipe-to-converter weld.  
 2) Overlap 44593 onto the remaining stub on converter outlet.

For 15797: Univ. Conv. 93322#  
 For 54310: Univ. Conv. 93270#  
 For 54311: Univ. Conv. 93270#

(10703) 1995-93 6 CYL. CONCORDE w/3.5L ENG.

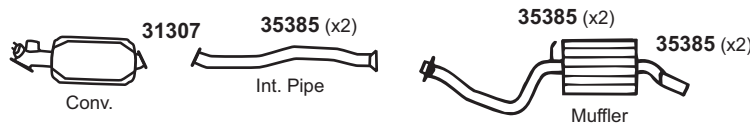


**NOTE: To connect pipe 44618 to O.E. converter:**  
 1) Cut original pipe 4" downstream of pipe-to-converter weld.  
 2) Overlap 44618 onto the remaining stub on converter outlet.

For 15809: Univ. Conv. 93322#  
 For 54258: Univ. Conv. 93252#  
 For 54259: Univ. Conv. 93252#

# CHRYSLER Conquest

(10704) 1989-87 4 CYL. CONQUEST w/2.6L TURBO ENG.



31307 Gskt.	35385 O-Ring	35646 Insl.																	

NOT LEGAL FOR SALE IN STATE OF CALIFORNIA  
 IN NEW YORK STATE, CONVERTERS LISTED ARE LEGAL FOR FEDERAL/EPA EMISSION VEHICLES ONLY

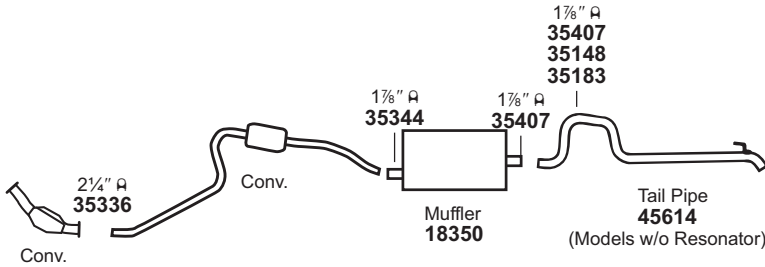
◆ If welded assembly, replace all required parts.  
 # Modifications and/or additional parts required.

37 Fits All Emissions Vehicles.

- GENERAL INFORMATION
- PASSENGER CAR
- LIGHT TRUCK
- MUFFLER SPECS.
- OPTIONAL MUFFLERS
- CONVERTER SPECS.
- ACCESSORIES
- FOOTNOTES

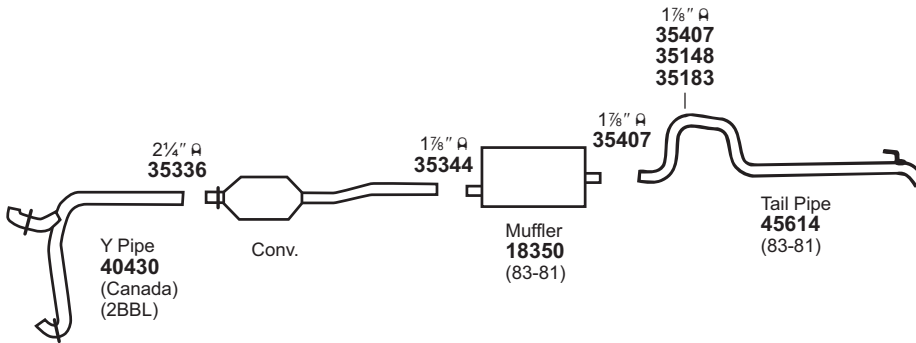
# CHRYSLER Cordoba

(10705) 1983-80 6 CYL. CORDOBA w/3.7L (225 C.I.D.) ENG.



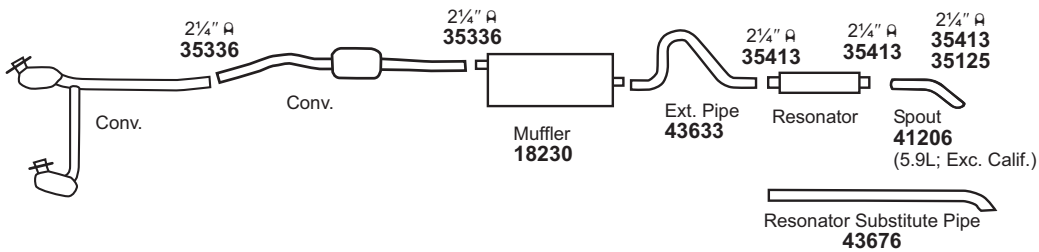
For 18350: Tru-Fit 18178      Univ. SoundFX 17817#      Super Turbo 17763<sup>576</sup>

(10706) 1983-80 8 CYL. CORDOBA w/5.2L (318 C.I.D.) ENG.



For 18350: Tru-Fit 18178      Univ. SoundFX 17817#      Super Turbo 17763<sup>576</sup>

(10707) 1979 8 CYL. CORDOBA w/5.2L (318 C.I.D.), 5.9L (360 C.I.D.) ENG., SINGLE EXHAUST



For 18230: Tru-Fit 18113      Univ. SoundFX 17808      Super Turbo 17747#

35125 Brkt. 	35148 Brkt. 	35183 Insl. 										
--------------------	--------------------	--------------------	--	--	--	--	--	--	--	--	--	--

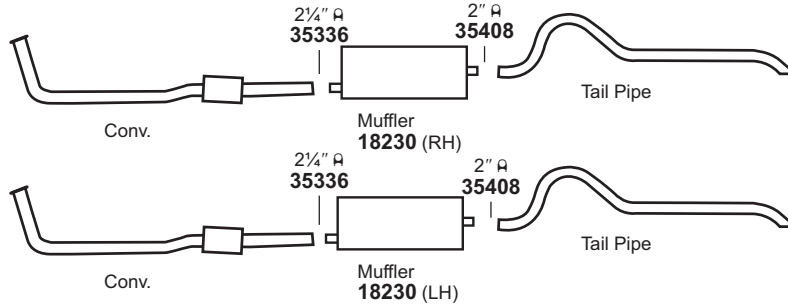
NOT LEGAL FOR SALE IN STATE OF CALIFORNIA  
IN NEW YORK STATE, CONVERTERS LISTED ARE LEGAL FOR FEDERAL/EPA EMISSION VEHICLES ONLY

272 # Modifications and/or additional parts required.

576 For installation instructions and additional parts required, see the Cross Reference Chart in the Master Catalog.

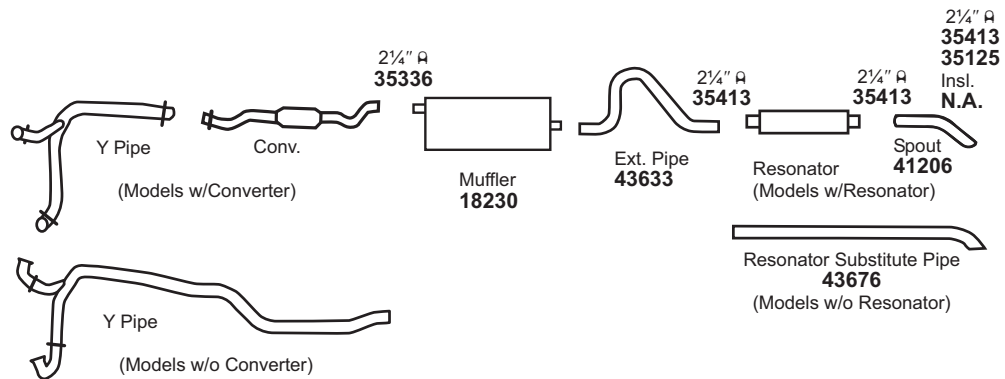
# CHRYSLER Cordoba

(10708) 1979 8 CYL. CORDOBA w/5.9L (360 C.I.D.) ENG., DUAL EXHAUST



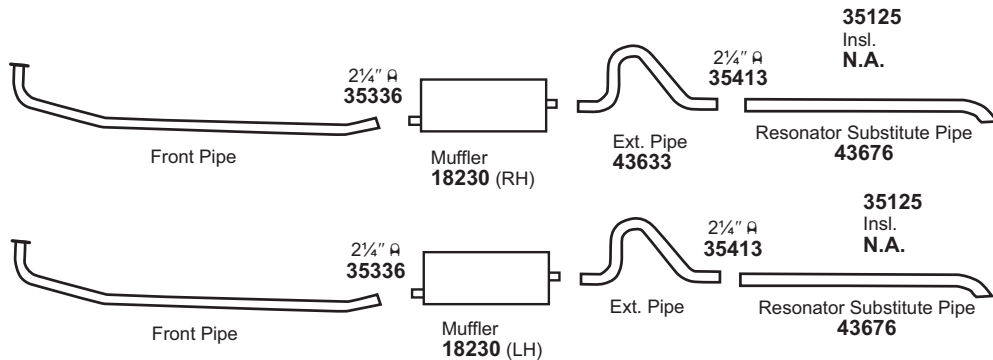
For 18230: Tru-Fit 18113 Univ. SoundFX 17808 Super Turbo 17747#

(10709) 1978-77 8 CYL. CORDOBA w/5.2L (318 C.I.D.), 5.9L (360 C.I.D.), 6.6L (400 C.I.D.) ENG., SINGLE EXHAUST  
 1976-75 8 CYL. CORDOBA w/5.2L (318 C.I.D.), 5.9L (360 C.I.D.), 6.6L (400 C.I.D.) ENG. (EXC. HIGH PERFORMANCE), SINGLE EXHAUST



For 18230: Tru-Fit 18113 Univ. SoundFX 17808 Super Turbo 17747#

(10710) 1976-75 8 CYL. CORDOBA w/6.6L (400 C.I.D.) ENG., DUAL EXHAUST



For 18230: Tru-Fit 18113 Univ. SoundFX 17808 Super Turbo 17747#

35125 Brkt.																			
-------------	--	--	--	--	--	--	--	--	--	--	--	--	--	--	--	--	--	--	--

NOT LEGAL FOR SALE IN STATE OF CALIFORNIA  
 IN NEW YORK STATE, CONVERTERS LISTED ARE LEGAL FOR FEDERAL/EPA EMISSION VEHICLES ONLY

# Modifications and/or additional parts required.

GENERAL INFORMATION

PASSENGER CAR

LIGHT TRUCK

MUFFLER SPECS.

OPTIONAL MUFFLERS

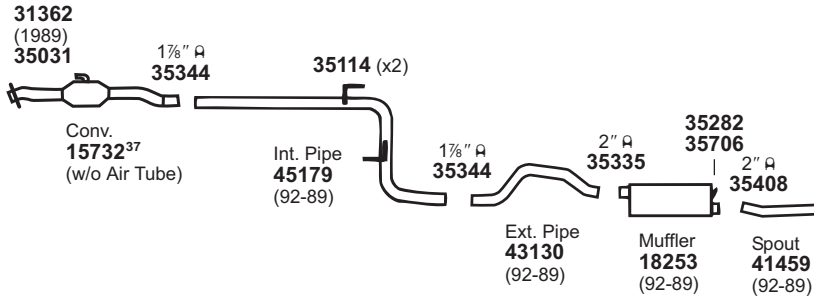
CONVERTER SPECS.

ACCESSORIES

FOOTNOTES

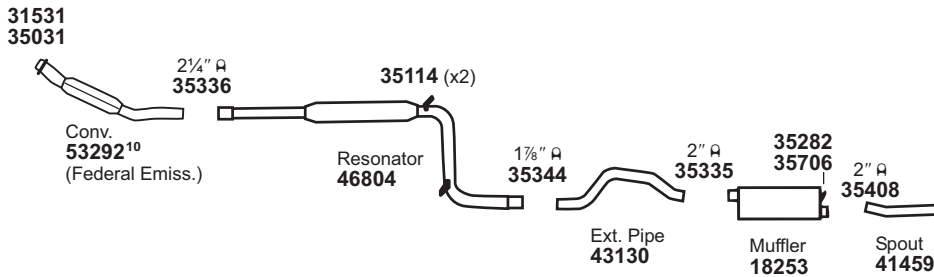
# CHRYSLER Dynasty

(10711) 1993-88 4 CYL. DYNASTY w/2.5L ENG.



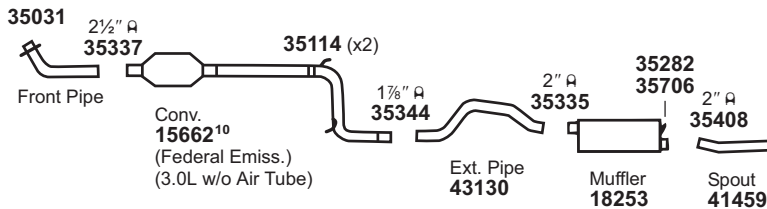
For 15732: Univ. Conv. 15031#  
 For 18253: Tru-Fit 18169 Univ. SoundFX 17848

(10712) 1993-92 6 CYL. DYNASTY w/3.3L ENG.



For 18253: Tru-Fit 18169 Univ. SoundFX 17848  
 For 53292: Univ. Conv. 15037#

(10713) 1991-90 6 CYL. DYNASTY w/3.3L ENG.  
 1990-89 6 CYL. DYNASTY w/3.0L ENG.



For 15662: Univ. Conv. 15038#  
 For 18253: Tru-Fit 18169 Univ. SoundFX 17848

31362 Gskt.	31531 Gskt.	35031 Stud Kit	35114 Insl.	35282 Bolt	35706 Insl.														

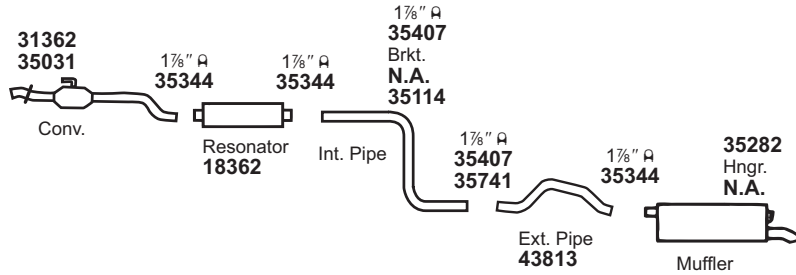
NOT LEGAL FOR SALE IN STATE OF CALIFORNIA  
 IN NEW YORK STATE, CONVERTERS LISTED ARE LEGAL FOR FEDERAL/EPA EMISSION VEHICLES ONLY

274 # Modifications and/or additional parts required.  
 10 Fits Federal/EPA Emission Vehicles.

37 Fits All Emissions Vehicles.

# CHRYSLER E-Class

(10714) 1984-83 4 CYL. E-CLASS w/2.2L (EXC. TURBO), 2.6L ENG.



For 18362: Univ. SoundFX 17823#

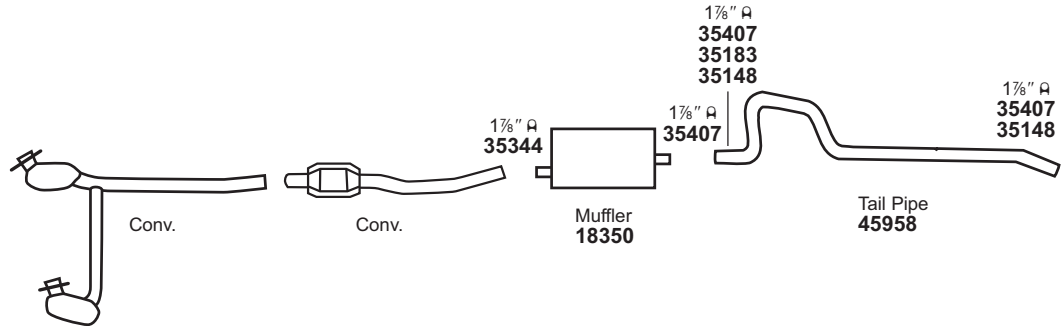
GENERAL INFORMATION

PASSENGER CAR

LIGHT TRUCK

# CHRYSLER Fifth Avenue

(10715) 1989-87 8 CYL. FIFTH AVENUE w/5.2L ENG.



For 18350: Tru-Fit 18178

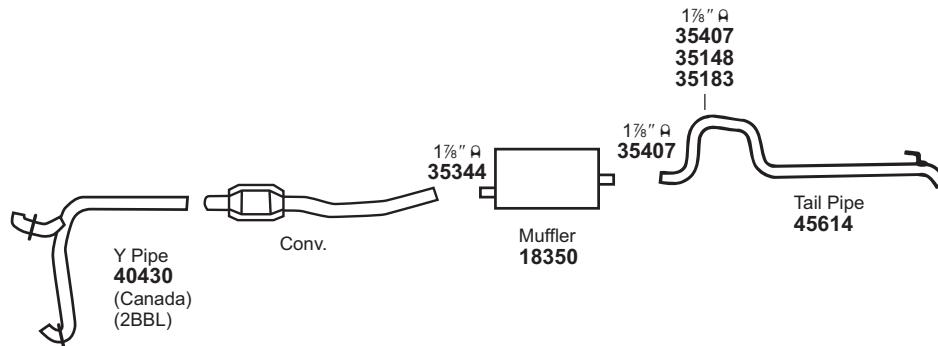
Univ. SoundFX 17817#

Super Turbo 17763<sup>576</sup>

MUFFLER SPECS.

OPTIONAL MUFFLERS

(10716) 1986-83 8 CYL. FIFTH AVENUE w/5.2L ENG.



For 18350: Tru-Fit 18178

Univ. SoundFX 17817#

Super Turbo 17763<sup>576</sup>

CONVERTER SPECS.

ACCESSORIES

FOOTNOTES

31362 Gskt.	35031 Stud Kit	35114 Insl.	35148 Brkt.	35183 Insl.	35282 Bolt	35741 Brkt.								

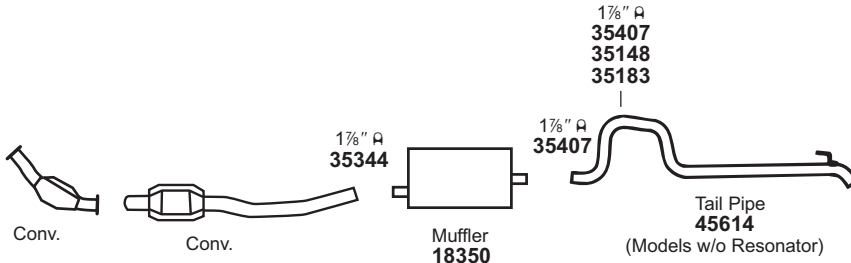
NOT LEGAL FOR SALE IN STATE OF CALIFORNIA  
IN NEW YORK STATE, CONVERTERS LISTED ARE LEGAL FOR FEDERAL/EPA EMISSION VEHICLES ONLY

# Modifications and/or additional parts required.

576 For installation instructions and additional parts required, see the Cross Reference Chart in the Master Catalog.

# CHRYSLER Fifth Avenue

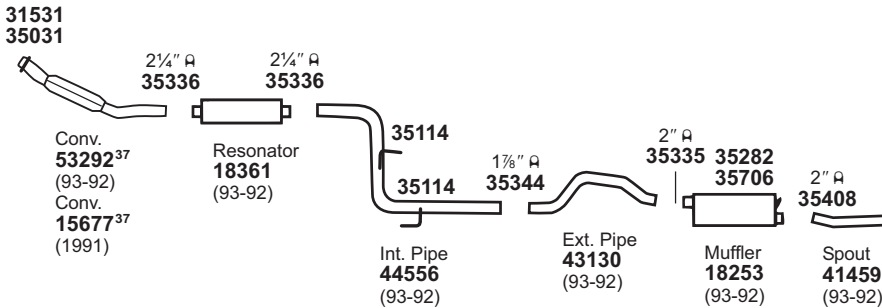
(10717) 1983 6 CYL. FIFTH AVENUE w/3.7L ENG.



For 18350: Tru-Fit 18178      Univ. SoundFX 17817#      Super Turbo 17763<sup>576</sup>

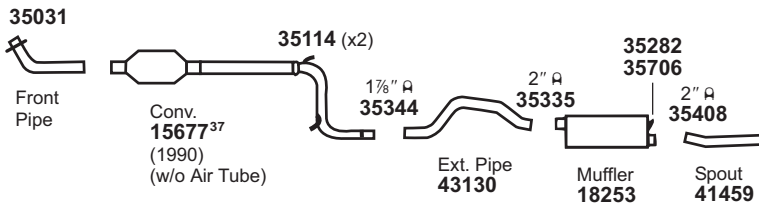
# CHRYSLER Imperial

(10718) 1993-91 6 CYL. IMPERIAL w/3.8L ENG.



For 15677: Univ. Conv. 15033#  
 For 18253: Tru-Fit 18169      Univ. SoundFX 17848  
 For 18361: Univ. SoundFX 17830#  
 For 53292: Univ. Conv. 15037#

(10719) 1991-90 6 CYL. IMPERIAL w/3.3L ENG.



For 15677: Univ. Conv. 15033#  
 For 18253: Tru-Fit 18169      Univ. SoundFX 17848

31531 Gskt.	35031 Stud Kit	35114 Insl.	35148 Brkt.	35183 Insl.	35282 Bolt	35706 Insl.									

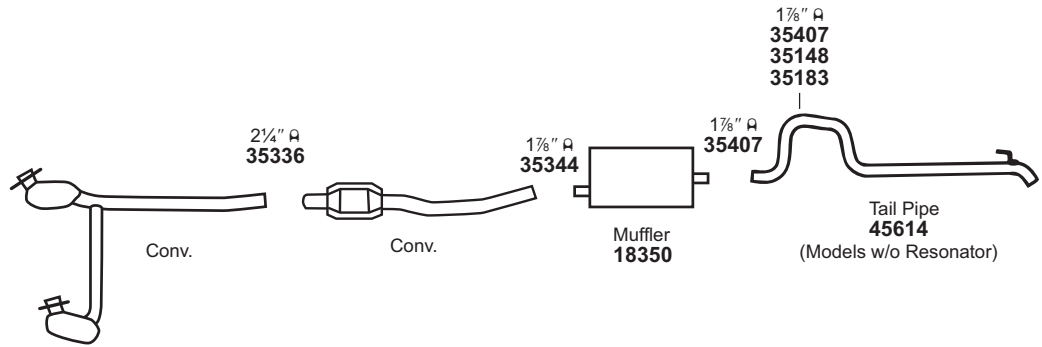
NOT LEGAL FOR SALE IN STATE OF CALIFORNIA  
 IN NEW YORK STATE, CONVERTERS LISTED ARE LEGAL FOR FEDERAL/EPA EMISSION VEHICLES ONLY

276 # Modifications and/or additional parts required.  
 37 Fits All Emissions Vehicles.

576 For installation instructions and additional parts required, see the Cross Reference Chart in the Master Catalog.

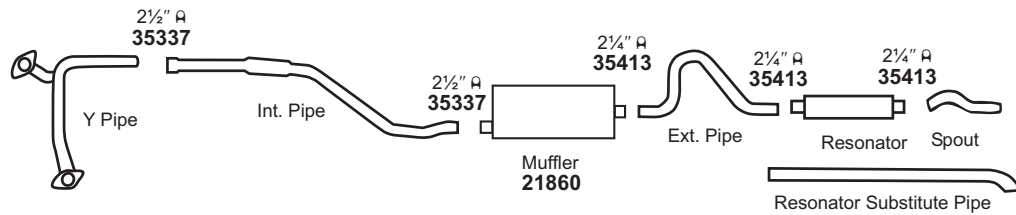
# CHRYSLER Imperial

(10720) 1983-81 8 CYL. IMPERIAL w/5.2L ENG.



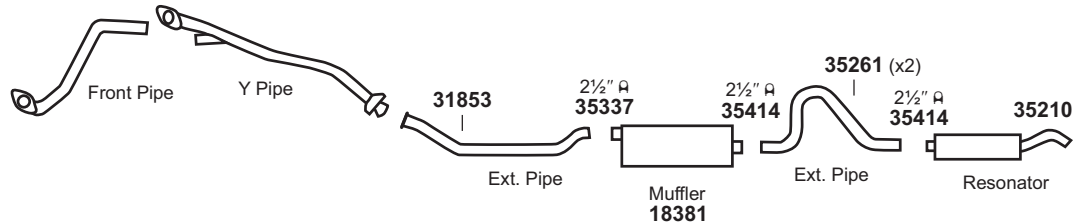
For 18350: Tru-Fit 18178 Univ. SoundFX 17817# Super Turbo 17763<sup>576</sup>

(10721) 1975 8 CYL. IMPERIAL LEBARON w/7.2L (440 C.I.D.) ENG., w/o CONVERTER



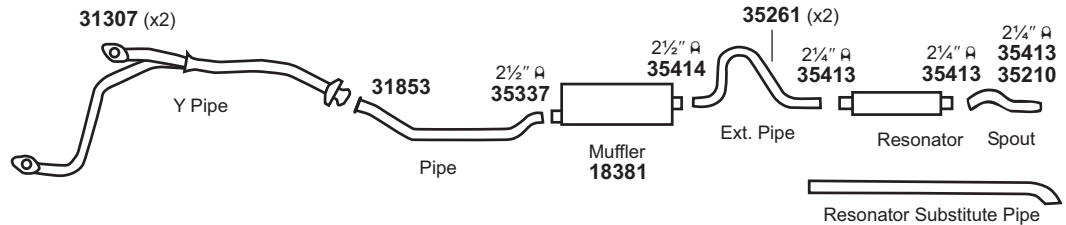
For 21860: SoundFX 18340 Tru-Fit 18109 Univ. SoundFX 17827#  
Super Turbo 17748# Ultra Flo SS 17289#

(10722) 1974 8 CYL. IMPERIAL LEBARON w/7.2L (440 C.I.D.) ENG. (STANDARD ENG.)



For 18381: Tru-Fit 18112<sup>506</sup> Univ. SoundFX 17827# Super Turbo 17748#  
Ultra Flo SS 17289#

(10723) 1973-71 8 CYL. IMPERIAL LEBARON



For 18381: Tru-Fit 18112<sup>506</sup> Univ. SoundFX 17827# Super Turbo 17748#  
Ultra Flo SS 17289#

31307 Gskt.	31853 Flng.	35148 Brkt.	35183 Insl.	35210 Hngr.	35261 Insl.								

NOT LEGAL FOR SALE IN STATE OF CALIFORNIA  
IN NEW YORK STATE, CONVERTERS LISTED ARE LEGAL FOR FEDERAL/EPA EMISSION VEHICLES ONLY

# Modifications and/or additional parts required.  
506 Requires 41962 Bushing & (1) Extra 35413 (2 1/4") Clamp.

576 For installation instructions and additional parts required, see the Cross Reference Chart in the Master Catalog.

GENERAL INFORMATION

PASSENGER CAR

LIGHT TRUCK

MUFFLER SPECS.

OPTIONAL MUFFLERS

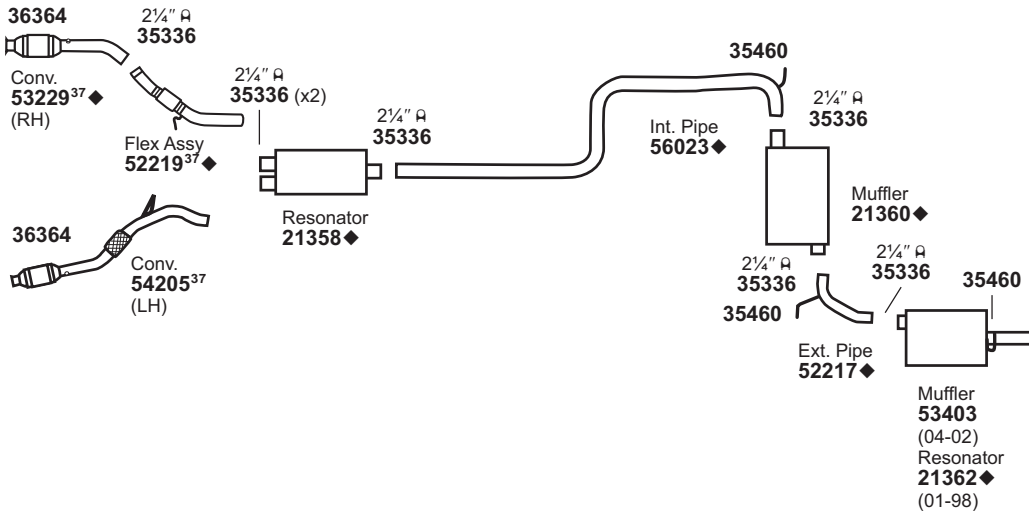
CONVERTER SPECS.

ACCESSORIES

FOOTNOTES

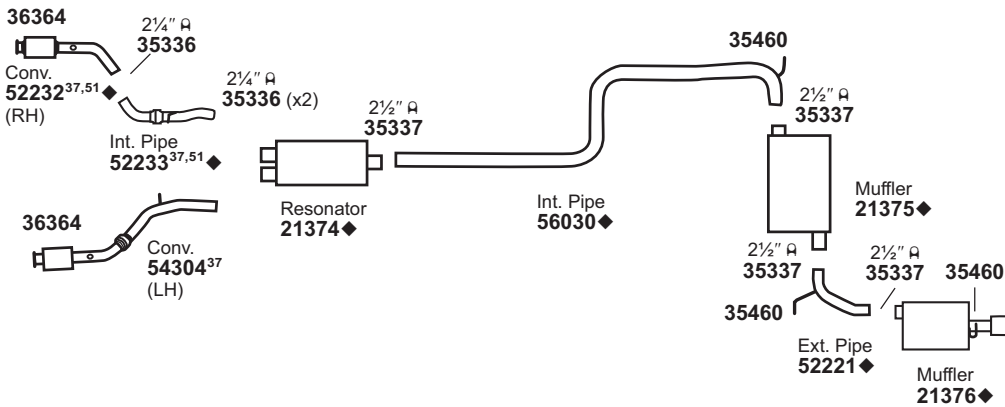
# CHRYSLER Intrepid

(10724) 2004-98 6 CYL. INTREPID w/2.7L ENG.



- For 21358: SoundFX 18926
- For 21360: SoundFX 18912
- For 21362: Super Turbo 17731#
- For 53229: Univ. Conv. 93252#
- For 54205: Univ. Conv. 93252#
- Super Turbo 17732#
- Ultra Flo SS 17282#

(10725) 2001-98 6 CYL. INTREPID w/3.2L ENG.



- For 21374: SoundFX 18925
- For 21375: SoundFX 18920
- For 52232: Univ. Conv. 93252#
- For 54304: Univ. Conv. 93252#
- Super Turbo 17734#
- Ultra Flo SS 17258<sup>576</sup>

35460 Insl.	36364 Clmp.																		
----------------	----------------	--	--	--	--	--	--	--	--	--	--	--	--	--	--	--	--	--	--

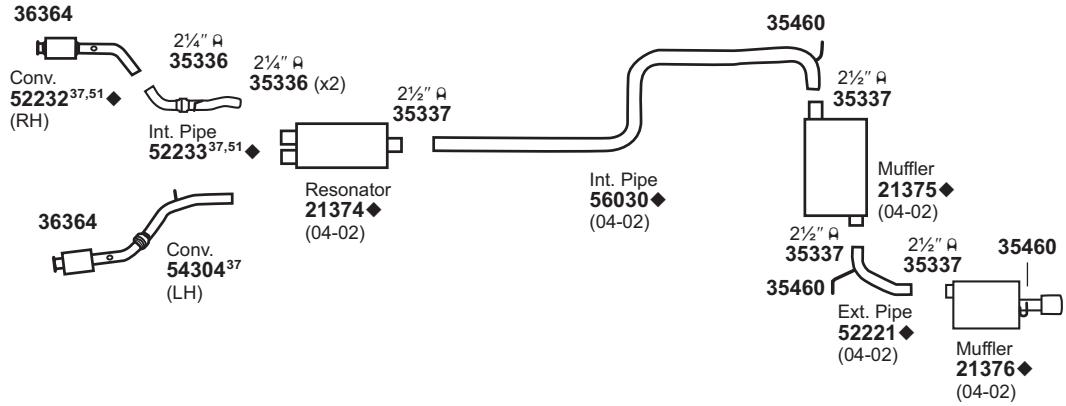
NOT LEGAL FOR SALE IN STATE OF CALIFORNIA  
 IN NEW YORK STATE, CONVERTERS LISTED ARE LEGAL FOR FEDERAL/EPA EMISSION VEHICLES ONLY

◆ If welded assembly, replace all required parts.  
 # Modifications and/or additional parts required.  
 278 37 Fits All Emissions Vehicles.  
 51 Both parts required.  
 576 For installation instructions and additional parts required, see the Cross Reference Chart in the Master Catalog.



# CHRYSLER Intrepid

(10726) 2004-00 6 CYL. INTREPID w/3.5L ENG.

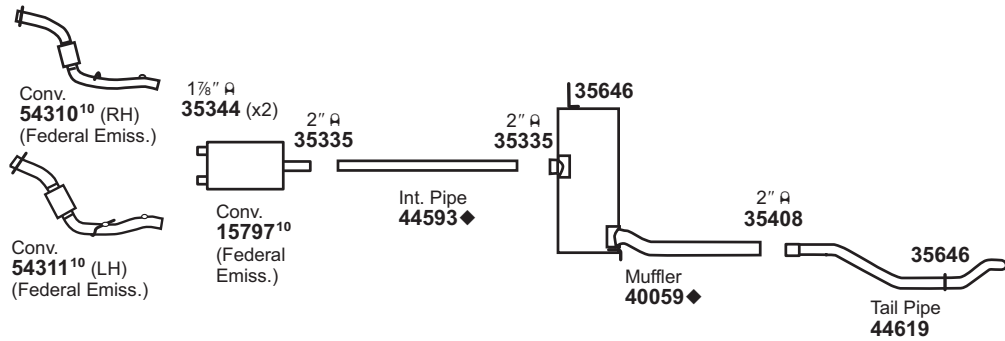


For 21374: SoundFX 18925  
 For 21375: SoundFX 18920  
 For 52232: Univ. Conv. 93252#  
 For 54304: Univ. Conv. 93252#

Super Turbo 17734#

Ultra Flo SS 17258<sup>576</sup>

(10727) 1997-96 6 CYL. INTREPID w/3.3L ENG.



**NOTE: To connect pipe 44593 to O.E. converter:**  
 1) Cut original pipe 4" downstream of pipe-to-converter weld.  
 2) Overlap 44593 onto the remaining stub on converter outlet.

For 15797: Univ. Conv. 93322#  
 For 54310: Univ. Conv. 93270#  
 For 54311: Univ. Conv. 93270#

35460 Insl.	35646 Insl.	36364 Clmp.																	
----------------	----------------	----------------	--	--	--	--	--	--	--	--	--	--	--	--	--	--	--	--	--

NOT LEGAL FOR SALE IN STATE OF CALIFORNIA  
 IN NEW YORK STATE, CONVERTERS LISTED ARE LEGAL FOR FEDERAL/EPA EMISSION VEHICLES ONLY

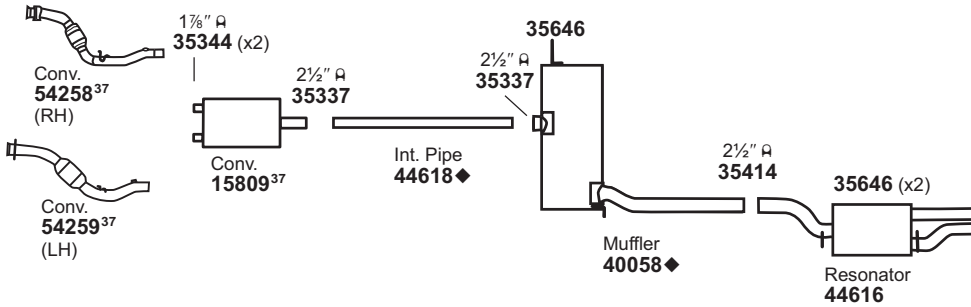
◆ If welded assembly, replace all required parts.  
 # Modifications and/or additional parts required.  
 10 Fits Federal/EPA Emission Vehicles.  
 37 Fits All Emissions Vehicles.

51 Both parts required.  
 576 For installation instructions and additional parts required, see the Cross Reference Chart in the Master Catalog.

- GENERAL INFORMATION
- PASSENGER CAR
- LIGHT TRUCK
- MUFFLER SPECS.
- OPTIONAL MUFFLERS
- CONVERTER SPECS.
- ACCESSORIES
- FOOTNOTES

# CHRYSLER Intrepid

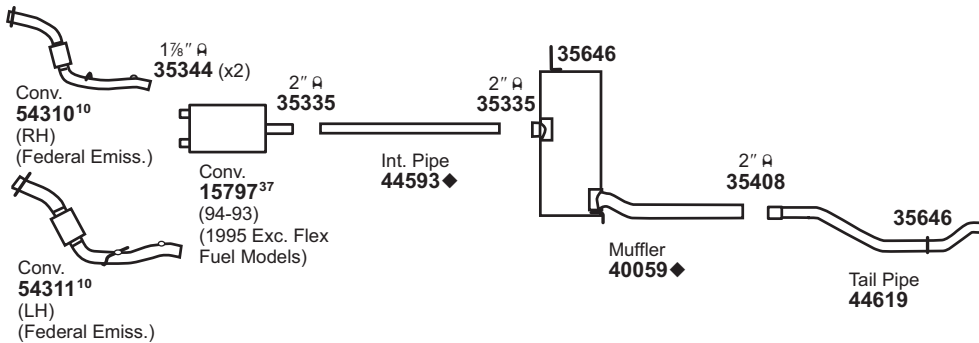
(10728) 1997-96 6 CYL. INTREPID w/3.5L ENG.



**NOTE:** To connect pipe 44618 to O.E. converter:  
 1) Cut original pipe 4" downstream of pipe-to-converter weld.  
 2) Overlap 44618 onto the remaining stub on converter outlet.

For 15809: Univ. Conv. 93322#  
 For 54258: Univ. Conv. 93252#  
 For 54259: Univ. Conv. 93252#

(10729) 1995-93 6 CYL. INTREPID w/3.3L ENG.



**NOTE:** To connect pipe 44593 to O.E. converter:  
 1) Cut original pipe 4" downstream of pipe-to-converter weld.  
 2) Overlap 44593 onto the remaining stub on converter outlet.

For 15797: Univ. Conv. 93322#  
 For 54310: Univ. Conv. 93270#  
 For 54311: Univ. Conv. 93270#

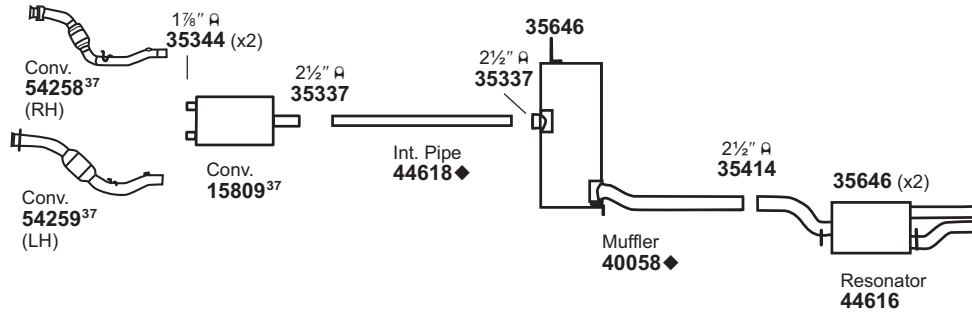
35646 Insl.											
----------------	--	--	--	--	--	--	--	--	--	--	--

**NOT LEGAL FOR SALE IN STATE OF CALIFORNIA  
 IN NEW YORK STATE, CONVERTERS LISTED ARE LEGAL FOR FEDERAL/EPA EMISSION VEHICLES ONLY**

280 ◆ If welded assembly, replace all required parts. 10 Fits Federal/EPA Emission Vehicles.  
 # Modifications and/or additional parts required. 37 Fits All Emissions Vehicles.

# CHRYSLER Intrepid

(10730) 1995-93 6 CYL. INTREPID w/3.5L ENG.

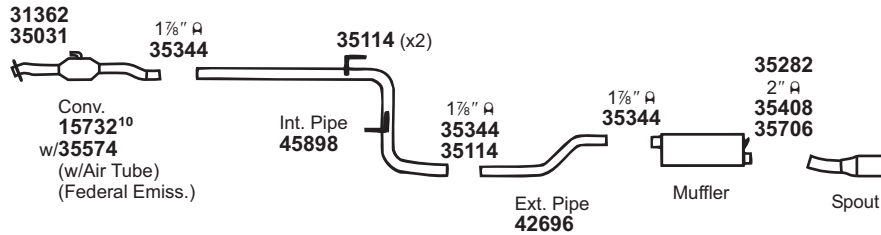


**NOTE:** To connect pipe 44618 to O.E. converter:  
 1) Cut original pipe 4" downstream of pipe-to-converter weld.  
 2) Overlap 44618 onto the remaining stub on converter outlet.

For 15809: Univ. Conv. 93322#  
 For 54258: Univ. Conv. 93252#  
 For 54259: Univ. Conv. 93252#

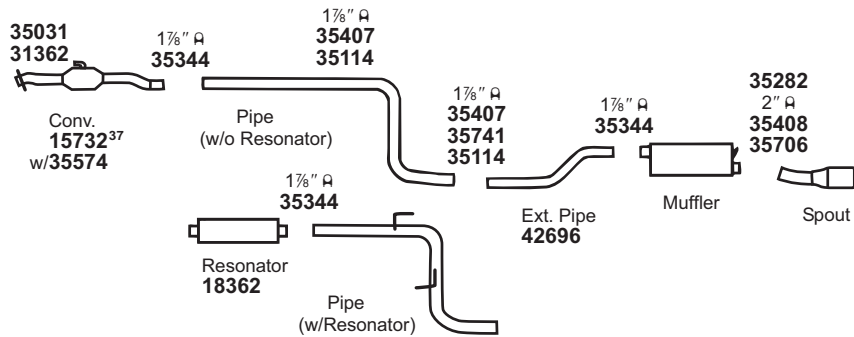
# CHRYSLER Laser

(10731) 1986 4 CYL. LASER w/2.2L ENG. (EXC. TURBO), 2.5L ENG.



For 15732: Univ. Conv. 15031#

(10732) 1985-84 4 CYL. LASER w/2.2L ENG. (EXC. TURBO)



For 15732: Univ. Conv. 15031#  
 For 18362: Univ. SoundFX 17823#

31362 Gskt.	35031 Stud Kit	35114 Insl.	35282 Bolt	35646 Insl.	35706 Insl.	35741 Brkt.								

NOT LEGAL FOR SALE IN STATE OF CALIFORNIA  
 IN NEW YORK STATE, CONVERTERS LISTED ARE LEGAL FOR FEDERAL/EPA EMISSION VEHICLES ONLY

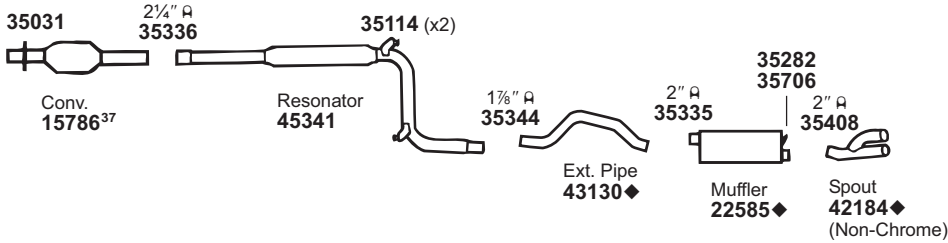
◆ If welded assembly, replace all required parts.  
 # Modifications and/or additional parts required.

10 Fits Federal/EPA Emission Vehicles.  
 37 Fits All Emissions Vehicles.

GENERAL INFORMATION
PASSENGER CAR
LIGHT TRUCK
MUFFLER SPECS.
OPTIONAL MUFFLERS
CONVERTER SPECS.
ACCESSORIES
FOOTNOTES

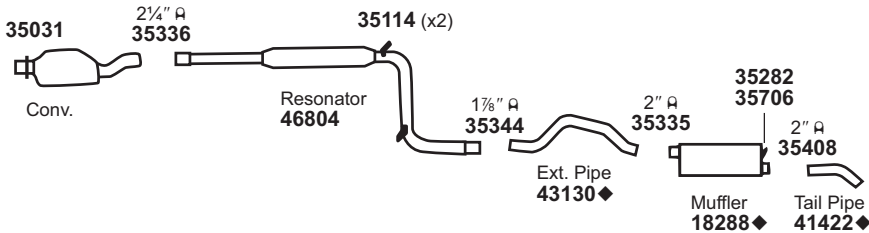
# CHRYSLER LeBaron

(10733) 1995-92 6 CYL. LEBARON CONVERTIBLE w/3.0L ENG.  
 1993-92 6 CYL. LEBARON 2 DR. COUPE w/3.0L ENG.

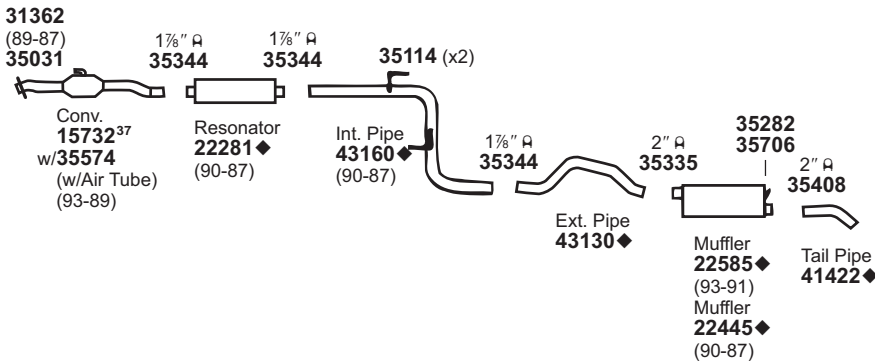


For 15786: Univ. Conv. 15037#  
 For 22585: SoundFX 18285 Univ. SoundFX 17198

(10734) 1994-92 6 CYL. LEBARON 4 DR. SEDAN w/3.0L ENG.



(10735) 1993-87 4 CYL. LEBARON 2 DR. COUPE & CONVERTIBLE w/2.5L ENG. (EXC. TURBO & GTS)



For 15732: Univ. Conv. 15031#  
 For 22281: Univ. SoundFX 17823#  
 For 22445: SoundFX 18285 Tru-Fit 18169 Univ. SoundFX 17198  
 Super Turbo 17742#  
 For 22585: SoundFX 18285 Univ. SoundFX 17198

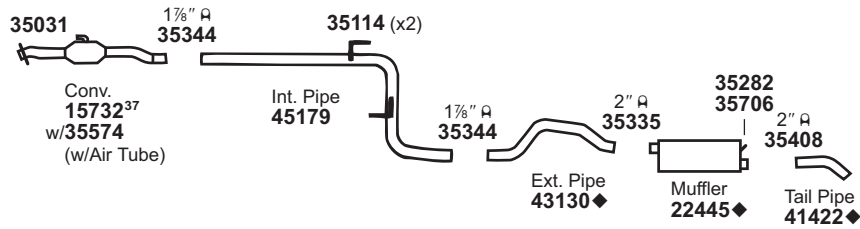
31362 Gskt.	35031 Stud Kit	35114 Insl.	35282 Bolt	35706 Insl.															

NOT LEGAL FOR SALE IN STATE OF CALIFORNIA  
 IN NEW YORK STATE, CONVERTERS LISTED ARE LEGAL FOR FEDERAL/EPA EMISSION VEHICLES ONLY

◆ If welded assembly, replace all required parts.  
 # Modifications and/or additional parts required.  
 282 Fits All Emissions Vehicles.

# CHRYSLER LeBaron

## (10736) 1993-92 4 CYL. LEBARON 4 DR. SEDAN w/2.5L ENG. (EXC. TURBO)

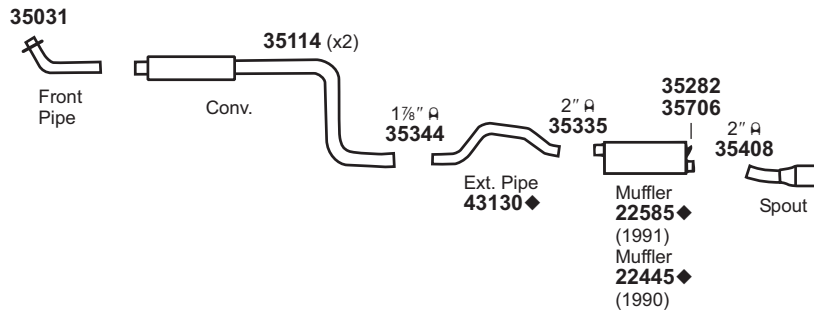


For 15732: Univ. Conv. 15031#  
 For 22445: SoundFX 18285      Tru-Fit 18169      Univ. SoundFX 17198  
 Super Turbo 17742#

GENERAL INFORMATION

PASSENGER CAR

## (10737) 1991-90 6 CYL. LEBARON 2 DR. COUPE & CONVERTIBLE w/3.0L ENG.



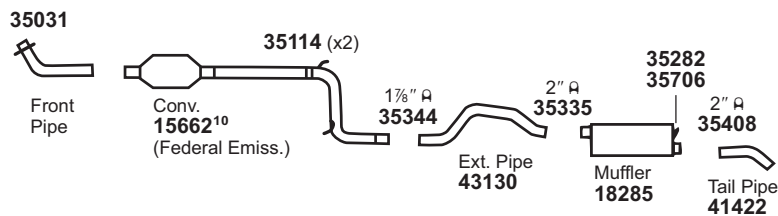
For 22445: SoundFX 18285      Tru-Fit 18169      Univ. SoundFX 17198  
 Super Turbo 17742#  
 For 22585: SoundFX 18285      Univ. SoundFX 17198

LIGHT TRUCK

MUFFLER SPECS.

OPTIONAL MUFFLERS

## (10738) 1991-90 6 CYL. LEBARON 4 DR. SEDAN w/3.0L ENG.

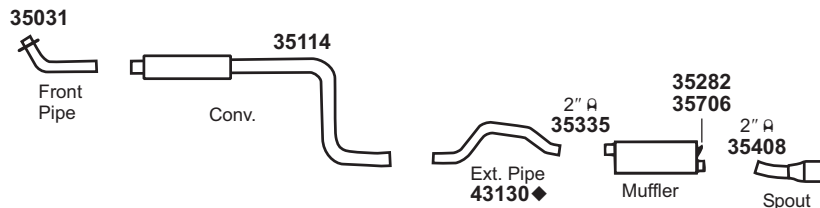


For 15662: Univ. Conv. 15038#  
 For 18285: Univ. SoundFX 17198

CONVERTER SPECS.

ACCESSORIES

## (10739) 1990-89 4 CYL. LEBARON 2 DR. COUPE & CONVERTIBLE w/2.5L TURBO ENG.



35031 Stud Kit 	35114 Insl. 	35282 Bolt 	35706 Insl. 																
-----------------------	--------------------	-------------------	--------------------	--	--	--	--	--	--	--	--	--	--	--	--	--	--	--	--

NOT LEGAL FOR SALE IN STATE OF CALIFORNIA  
 IN NEW YORK STATE, CONVERTERS LISTED ARE LEGAL FOR FEDERAL/EPA EMISSION VEHICLES ONLY

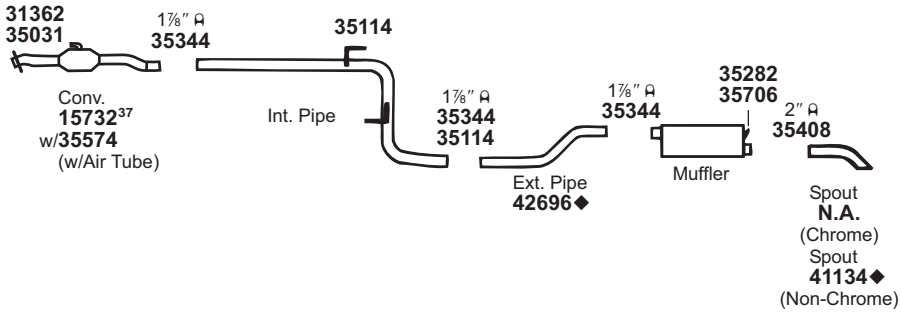
◆ If welded assembly, replace all required parts.  
 # Modifications and/or additional parts required.

10 Fits Federal/EPA Emission Vehicles.  
 37 Fits All Emissions Vehicles.

FOOTNOTES

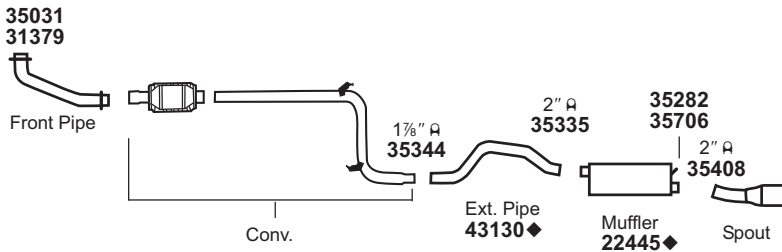
# CHRYSLER LeBaron

(10740) 1989 4 CYL. LEBARON 4 DR. SEDAN w/2.2L, 2.5L ENG. (EXC. TURBO)



For 15732: Univ. Conv. 15031#

(10741) 1989-87 4 CYL. LEBARON 2 DR. COUPE & CONVERTIBLE w/2.2L TURBO ENG. (EXC. GTS)

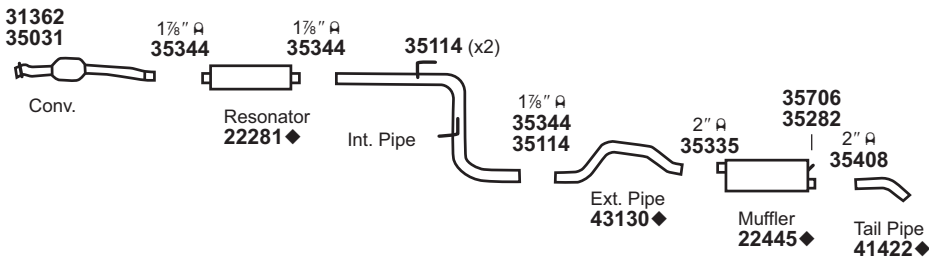


For 22445: SoundFX 18285  
Super Turbo 17742#

Tru-Fit 18169

Univ. SoundFX 17198

(10742) 1988-87 4 CYL. LEBARON 4 DR. SEDAN & STATION WAGON w/2.2L, 2.5L ENG. (EXC. TURBO & GTS)



For 22281: Univ. SoundFX 17823#

For 22445: SoundFX 18285  
Super Turbo 17742#

Tru-Fit 18169

Univ. SoundFX 17198

31362 Gskt.	31379 Gskt.	35031 Stud Kit	35114 Insl.	35282 Bolt	35706 Insl.														

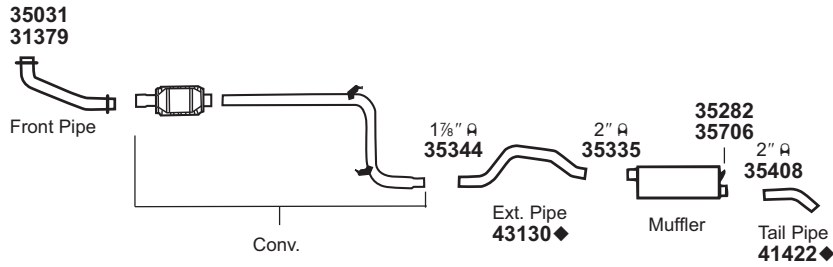
NOT LEGAL FOR SALE IN STATE OF CALIFORNIA  
IN NEW YORK STATE, CONVERTERS LISTED ARE LEGAL FOR FEDERAL/EPA EMISSION VEHICLES ONLY

◆ If welded assembly, replace all required parts.  
# Modifications and/or additional parts required.

37 Fits All Emissions Vehicles.

# CHRYSLER LeBaron

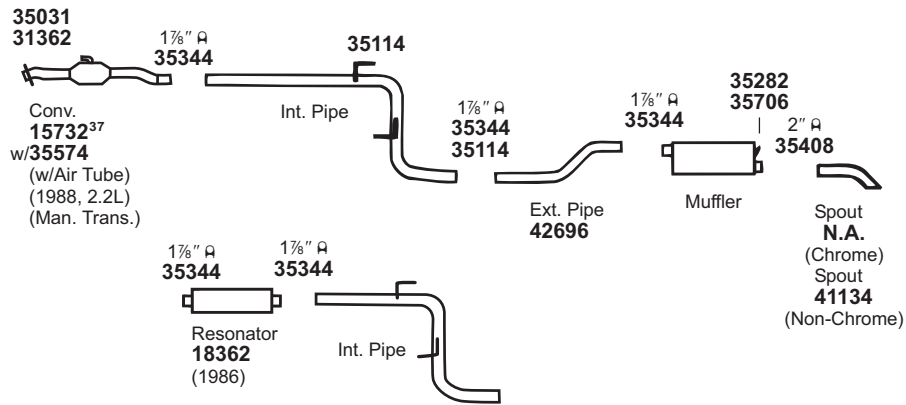
(10743) 1988-87 4 CYL. LEBARON 4 DR. SEDAN & STATION WAGON w/2.2L TURBO ENG. (EXC. GTS)



GENERAL INFORMATION

PASSENGER CAR

(10744) 1988-86 4 CYL. LEBARON GTS w/2.2L (EXC. TURBO), 2.5L ENG.



For 15732: Univ. Conv. 15031#  
For 18362: Univ. SoundFX 17823#

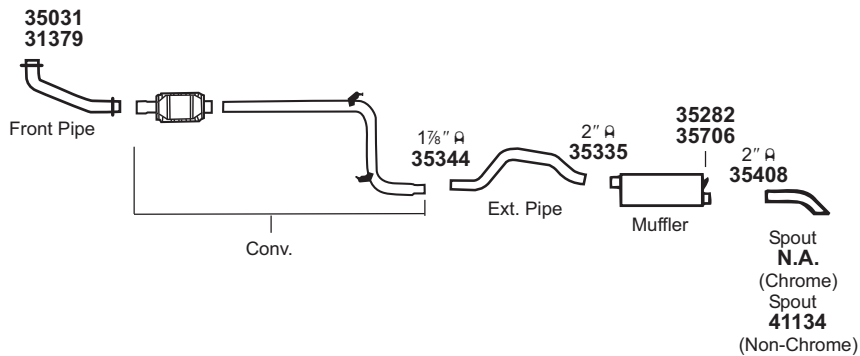
LIGHT TRUCK

MUFFLER SPECS.

OPTIONAL MUFFLERS

CONVERTER SPECS.

(10745) 1988-87 4 CYL. LEBARON GTS w/2.2L TURBO ENG.



ACCESSORIES

FOOTNOTES

31362 Gskt.	31379 Gskt.	35031 Stud Kit	35114 Insl.	35282 Bolt	35706 Insl.														

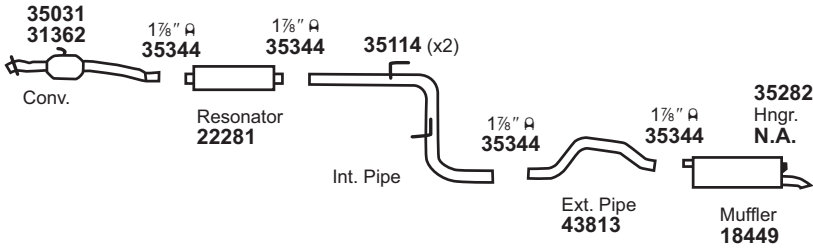
NOT LEGAL FOR SALE IN STATE OF CALIFORNIA  
IN NEW YORK STATE, CONVERTERS LISTED ARE LEGAL FOR FEDERAL/EPA EMISSION VEHICLES ONLY

◆ If welded assembly, replace all required parts.  
# Modifications and/or additional parts required.

37 Fits All Emissions Vehicles.

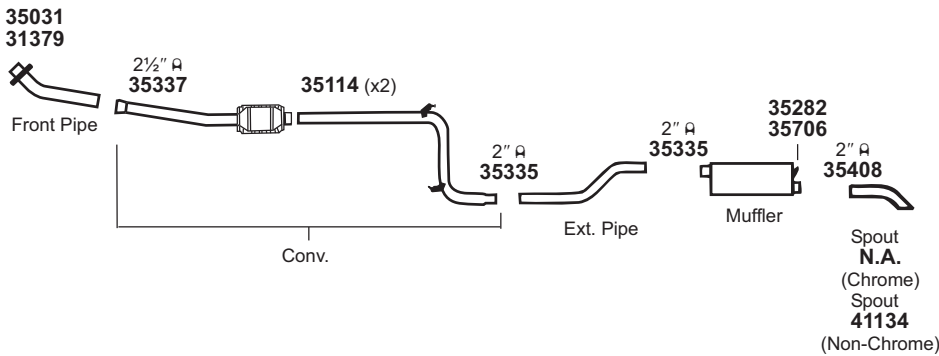
# CHRYSLER LeBaron

(10746) 1986 4 CYL. LEBARON w/2.2L, 2.5L ENG., EFI (EXC. TURBO) (EXC. GTS & LIMO)

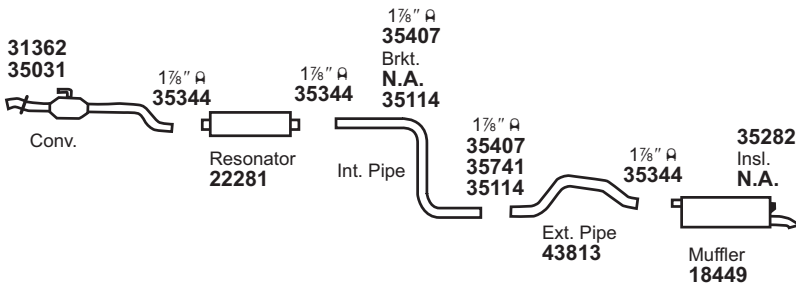


For 18449: Tru-Fit 18179 Univ. SoundFX 17856#  
 For 22281: Univ. SoundFX 17823#

(10747) 1986 4 CYL. LEBARON GTS w/2.2L TURBO ENG.



(10748) 1985 4 CYL. LEBARON w/2.2L ENG. (EXC. TURBO & GTS), 2.6L ENG. (EXC. LIMO)  
 1984-83 4 CYL. LEBARON w/2.2L ENG. (EXC. TURBO), 2.6L ENG. (EXC. EXECUTIVE SEDAN) (EXC. LIMO)



For 18449: Tru-Fit 18179 Univ. SoundFX 17856#  
 For 22281: Univ. SoundFX 17823#

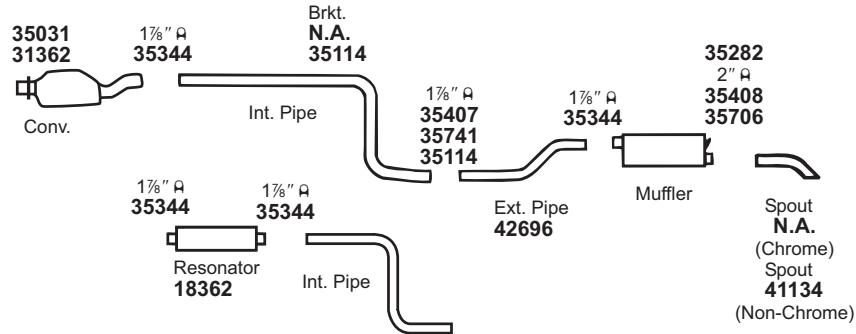
31362 Gskt.	31379 Gskt.	35031 Stud Kit	35114 Insl.	35282 Bolt	35706 Insl.	35741 Brkt.							

NOT LEGAL FOR SALE IN STATE OF CALIFORNIA  
 IN NEW YORK STATE, CONVERTERS LISTED ARE LEGAL FOR FEDERAL/EPA EMISSION VEHICLES ONLY



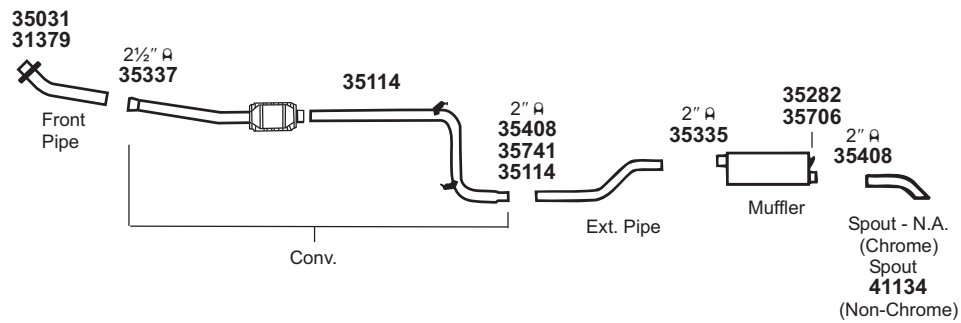
# CHRYSLER LeBaron

(10749) 1985 4 CYL. LEBARON GTS w/2.2L (EXC. TURBO)

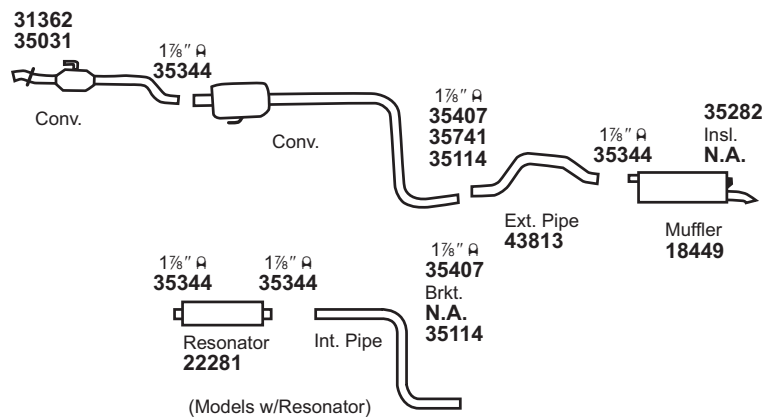


For 18362: Univ. SoundFX 17823#

(10750) 1985 4 CYL. LEBARON GTS w/2.2L TURBO ENG.



(10751) 1982 4 CYL. LEBARON w/2.2L ENG.



For 18449: Tru-Fit 18179  
For 22281: Univ. SoundFX 17823#

Univ. SoundFX 17856#

31362 Gskt. 	31379 Gskt. 	35031 Stud Kit 	35114 Insl. 	35282 Bolt 	35706 Insl. 	35741 Brkt. 								
--------------------	--------------------	-----------------------	--------------------	-------------------	--------------------	--------------------	--	--	--	--	--	--	--	--

NOT LEGAL FOR SALE IN STATE OF CALIFORNIA  
IN NEW YORK STATE, CONVERTERS LISTED ARE LEGAL FOR FEDERAL/EPA EMISSION VEHICLES ONLY

# Modifications and/or additional parts required.

GENERAL INFORMATION

PASSENGER CAR

LIGHT TRUCK

MUFFLER SPECS.

OPTIONAL MUFFLERS

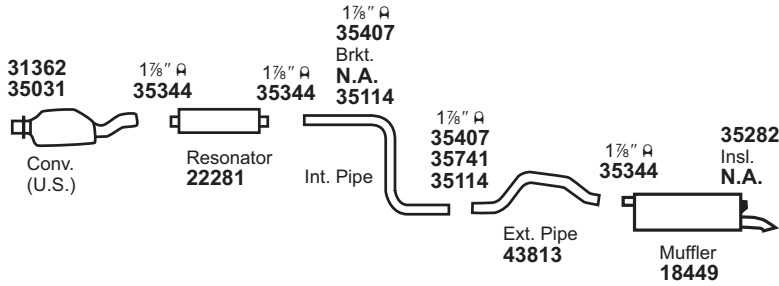
CONVERTER SPECS.

ACCESSORIES

FOOTNOTES

# CHRYSLER LeBaron

(10752) 1982 4 CYL. LEBARON w/2.6L ENG.

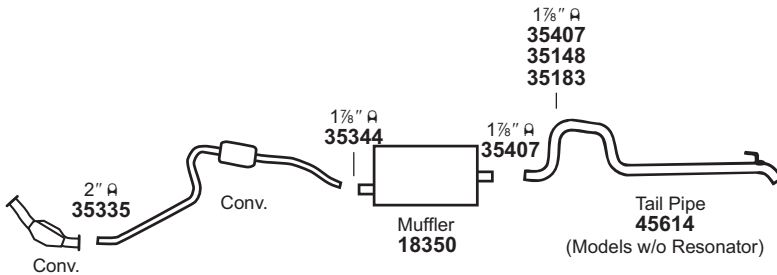


For 18449: Tru-Fit 18179

For 22281: Univ. SoundFX 17823#

Univ. SoundFX 17856#

(10753) 1981-80 6 CYL. LEBARON w/3.7L (225 C.I.D.) ENG.

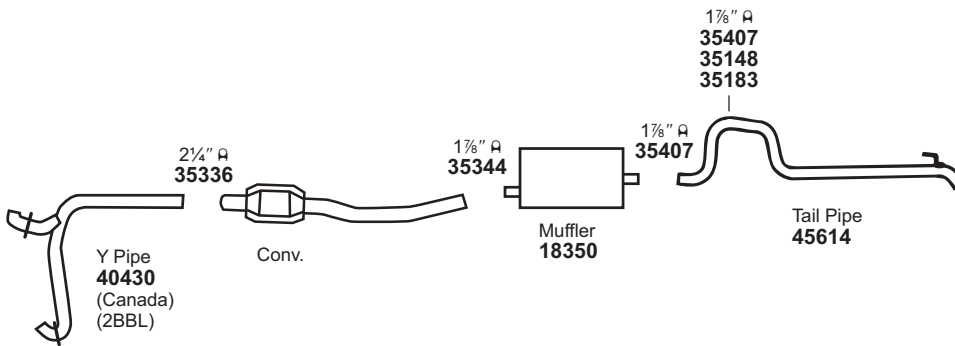


For 18350: Tru-Fit 18178

Univ. SoundFX 17817#

Super Turbo 17763<sup>576</sup>

(10754) 1981 8 CYL. LEBARON w/5.2L (318 C.I.D.) ENG.



For 18350: Tru-Fit 18178

Univ. SoundFX 17817#

Super Turbo 17763<sup>576</sup>

31362 Gskt.	35031 Stud Kit	35114 Insl.	35148 Brkt.	35183 Insl.	35282 Bolt	35741 Brkt.								

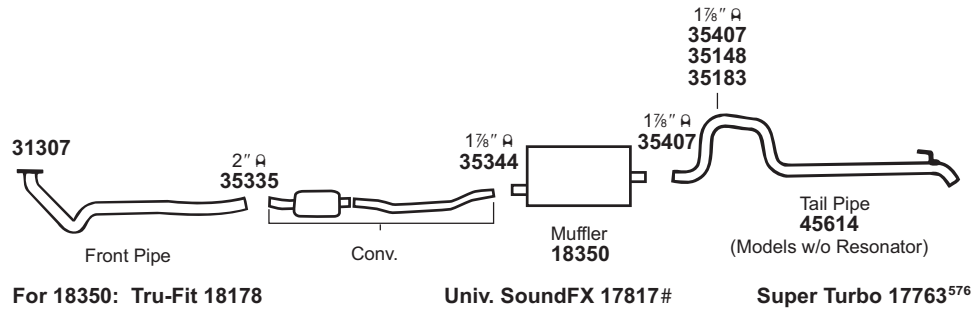
NOT LEGAL FOR SALE IN STATE OF CALIFORNIA  
IN NEW YORK STATE, CONVERTERS LISTED ARE LEGAL FOR FEDERAL/EPA EMISSION VEHICLES ONLY

# Modifications and/or additional parts required.

576 For installation instructions and additional parts required, see the Cross Reference Chart in the Master Catalog.

# CHRYSLER LeBaron

(10755) 1979 6 CYL. LEBARON w/3.7L (225 C.I.D.) ENG.



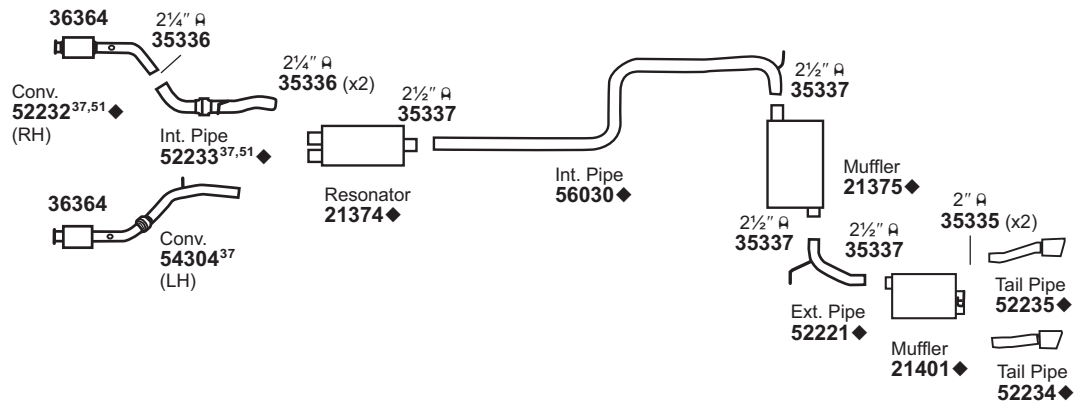
GENERAL INFORMATION

PASSENGER CAR

LIGHT TRUCK

# CHRYSLER LHS

(10756) 2001-99 6 CYL. LHS w/3.5L ENG.



MUFFLER SPECS.

OPTIONAL MUFFLERS

CONVERTER SPECS.

ACCESSORIES

FOOTNOTES

31307 Gskt. 	35148 Brkt. 	35183 Insl. 	36364 Clmp. 																
--------------------	--------------------	--------------------	--------------------	--	--	--	--	--	--	--	--	--	--	--	--	--	--	--	--

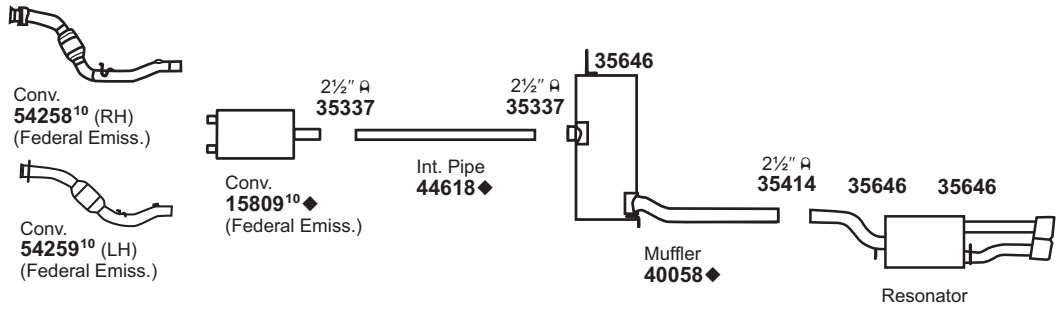
NOT LEGAL FOR SALE IN STATE OF CALIFORNIA  
IN NEW YORK STATE, CONVERTERS LISTED ARE LEGAL FOR FEDERAL/EPA EMISSION VEHICLES ONLY

♦ If welded assembly, replace all required parts.  
# Modifications and/or additional parts required.  
37 Fits All Emissions Vehicles.  
51 Both parts required.  
576 For installation instructions and additional parts required, see the Cross Reference Chart in the Master Catalog.



# CHRYSLER New Yorker

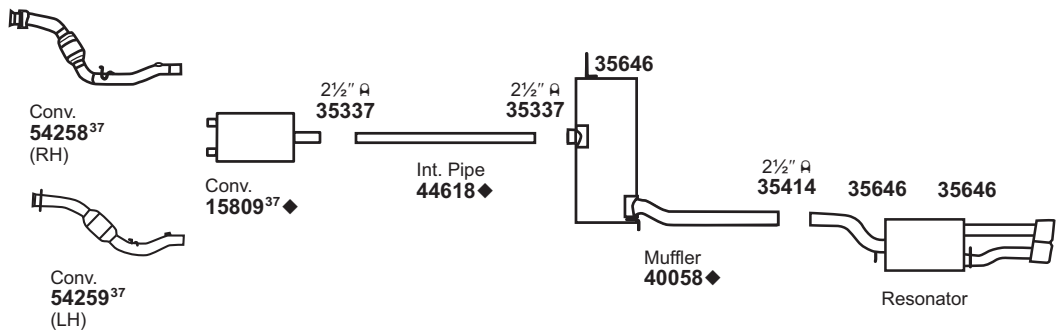
(10759) 1996 6 CYL. NEW YORKER w/3.5L ENG.



**NOTE:** To connect pipe 44618 to O.E. converter:  
 1) Cut original pipe 4" downstream of pipe-to-converter weld.  
 2) Overlap 44618 onto the remaining stub on converter outlet.

For 15809: Univ. Conv. 93322#  
 For 54258: Univ. Conv. 93252#  
 For 54259: Univ. Conv. 93252#

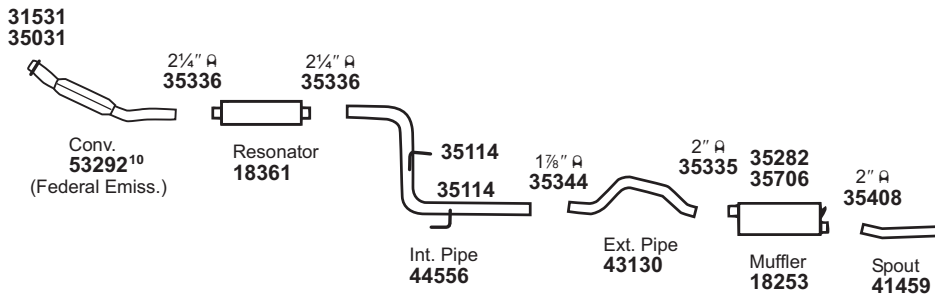
(10760) 1995-94 6 CYL. NEW YORKER w/3.5L ENG.



**NOTE:** To connect pipe 44618 to O.E. converter:  
 1) Cut original pipe 4" downstream of pipe-to-converter weld.  
 2) Overlap 44618 onto the remaining stub on converter outlet.

For 15809: Univ. Conv. 93322#  
 For 54258: Univ. Conv. 93252#  
 For 54259: Univ. Conv. 93252#

(10761) 1993-92 6 CYL. NEW YORKER FIFTH AVENUE w/3.3L, 3.8L ENG.



For 18253: Tru-Fit 18169  
 For 18361: Univ. SoundFX 17830#  
 For 53292: Univ. Conv. 15037#

Univ. SoundFX 17848

31531 Gskt.	35031 Stud Kit	35114 Insl.	35282 Bolt	35646 Insl.	35706 Insl.								

NOT LEGAL FOR SALE IN STATE OF CALIFORNIA  
 IN NEW YORK STATE, CONVERTERS LISTED ARE LEGAL FOR FEDERAL/EPA EMISSION VEHICLES ONLY

◆ If welded assembly, replace all required parts.  
 # Modifications and/or additional parts required.

10 Fits Federal/EPA Emission Vehicles.  
 37 Fits All Emissions Vehicles.

GENERAL INFORMATION

PASSENGER CAR

LIGHT TRUCK

MUFFLER SPECS.

OPTIONAL MUFFLERS

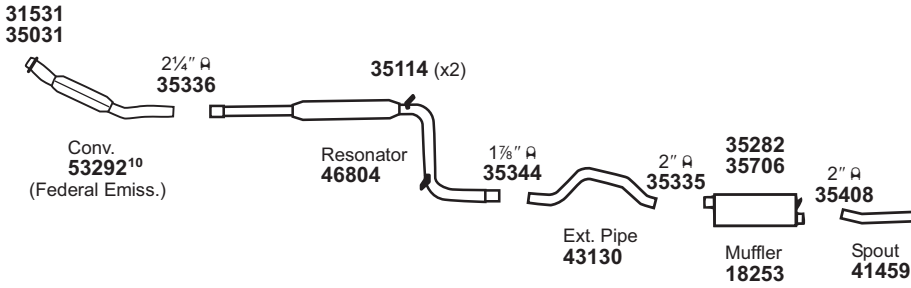
CONVERTER SPECS.

ACCESSORIES

FOOTNOTES

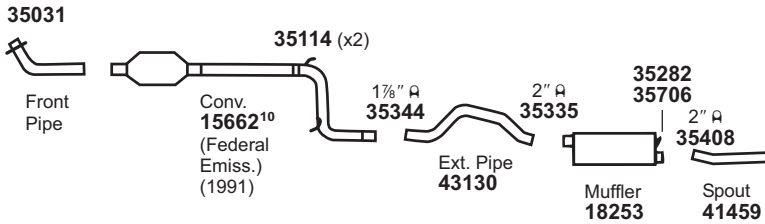
# CHRYSLER New Yorker

**(10762) 1993-92 6 CYL. NEW YORKER SALON w/3.3L ENG.**



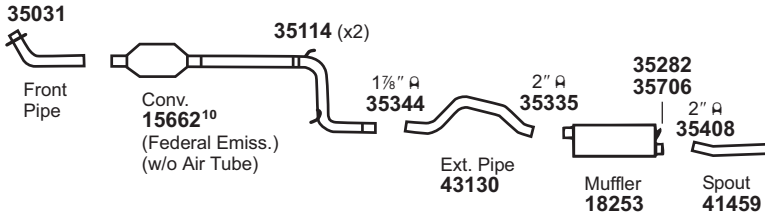
For 18253: Tru-Fit 18169 Univ. SoundFX 17848  
 For 53292: Univ. Conv. 15037#

**(10763) 1991-90 6 CYL. NEW YORKER w/3.3L ENG.**



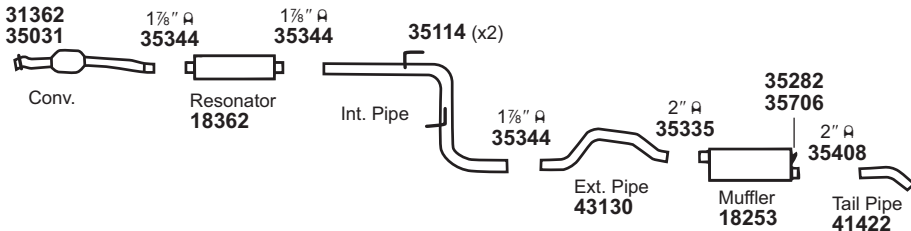
For 15662: Univ. Conv. 15038# Univ. SoundFX 17848  
 For 18253: Tru-Fit 18169

**(10764) 1989-88 6 CYL. NEW YORKER w/3.0L ENG.**



For 15662: Univ. Conv. 15038# Univ. SoundFX 17848  
 For 18253: Tru-Fit 18169

**(10765) 1987 4 CYL. NEW YORKER w/2.2L ENG.**



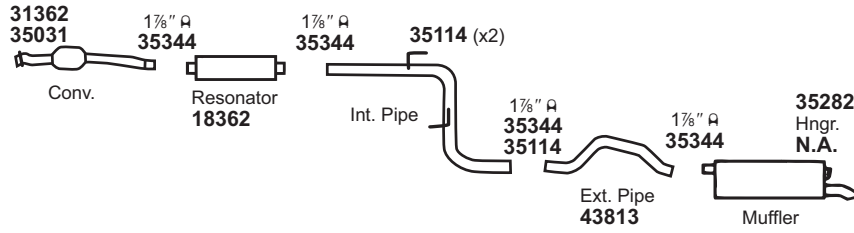
For 18253: Tru-Fit 18169 Univ. SoundFX 17848  
 For 18362: Univ. SoundFX 17823#

31362 Gskt.	31531 Gskt.	35031 Stud Kit	35114 Insl.	35282 Bolt	35706 Insl.								

NOT LEGAL FOR SALE IN STATE OF CALIFORNIA  
 IN NEW YORK STATE, CONVERTERS LISTED ARE LEGAL FOR FEDERAL/EPA EMISSION VEHICLES ONLY

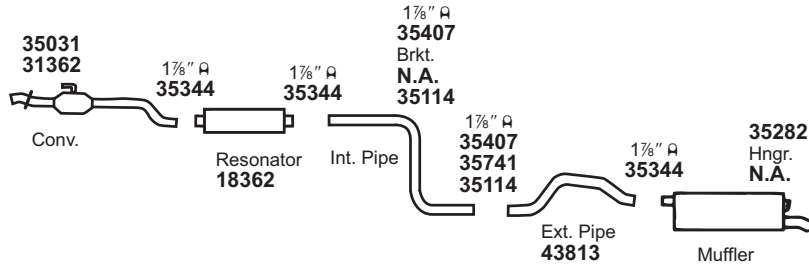
# CHRYSLER New Yorker

**(10766) 1986 4 CYL. NEW YORKER w/2.5L ENG.**



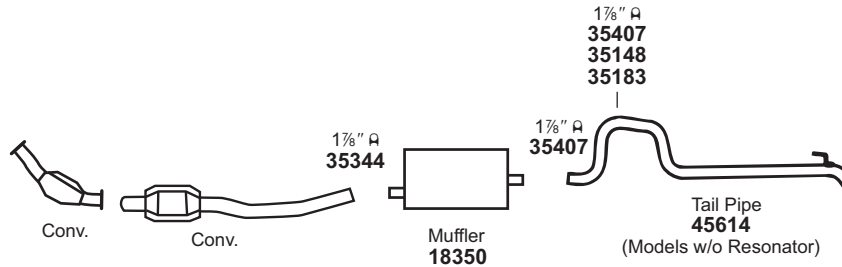
For 18362: Univ. SoundFX 17823#

**(10767) 1985-83 4 CYL. NEW YORKER w/2.2L (EXC. TURBO), 2.6L ENG., F.W.D.**



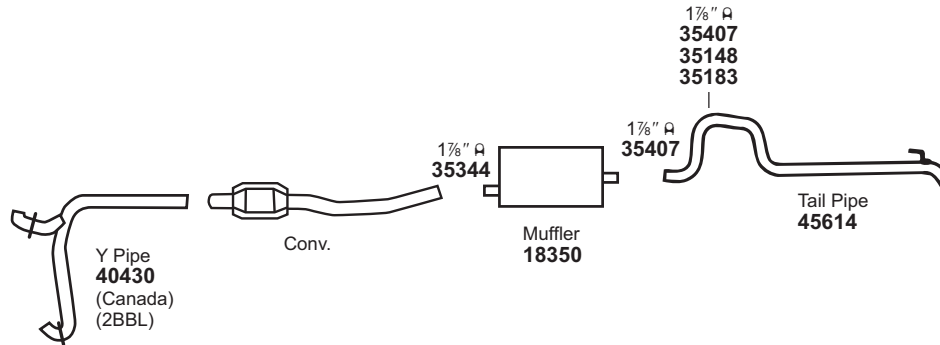
For 18362: Univ. SoundFX 17823#

**(10768) 1982 6 CYL. NEW YORKER w/3.7L ENG.**



For 18350: Tru-Fit 18178      Univ. SoundFX 17817#      Super Turbo 17763<sup>576</sup>

**(10769) 1982 8 CYL. NEW YORKER w/5.2L ENG.**



For 18350: Tru-Fit 18178      Univ. SoundFX 17817#      Super Turbo 17763<sup>576</sup>

31362 Gskt.	35031 Stud Kit	35114 Insl.	35148 Brkt.	35183 Insl.	35282 Bolt	35741 Brkt.							

NOT LEGAL FOR SALE IN STATE OF CALIFORNIA  
IN NEW YORK STATE, CONVERTERS LISTED ARE LEGAL FOR FEDERAL/EPA EMISSION VEHICLES ONLY

# Modifications and/or additional parts required.

576 For installation instructions and additional parts required, see the Cross Reference Chart in the Master Catalog.

GENERAL INFORMATION

PASSENGER CAR

LIGHT TRUCK

MUFFLER SPECS.

OPTIONAL MUFFLERS

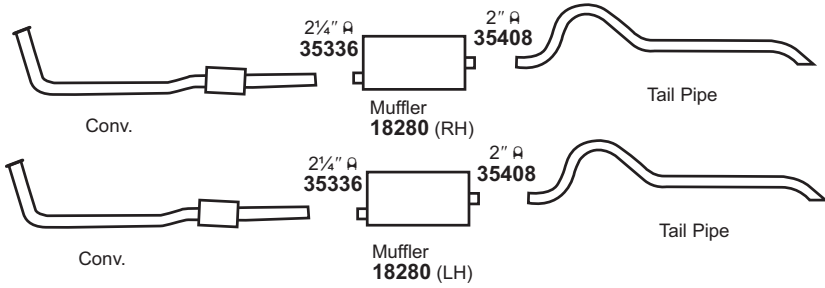
CONVERTER SPECS.

ACCESSORIES

FOOTNOTES

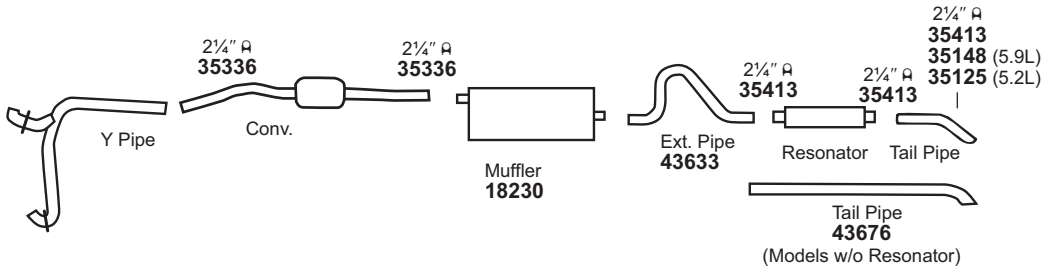
# CHRYSLER New Yorker

(10770) 1980-79 8 CYL. NEW YORKER w/5.9L (360 C.I.D.) ENG. DUAL SYSTEM



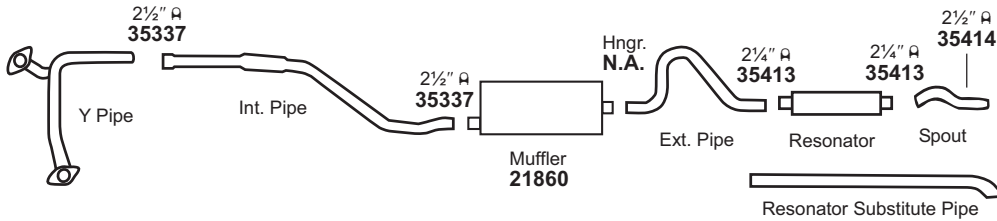
For 18280: Tru-Fit 18111 Univ. SoundFX 17800 Super Turbo 17747#

(10771) 1980-79 8 CYL. NEW YORKER w/5.9L (360 C.I.D.) ENG., SINGLE EXHAUST  
1979 8 CYL. NEW YORKER w/5.2L (318 C.I.D.) ENG., SINGLE EXHAUST



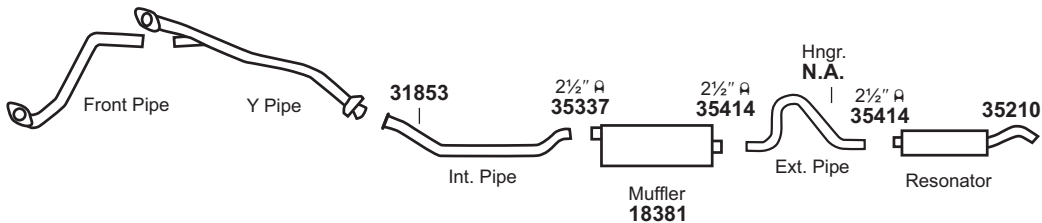
For 18230: Tru-Fit 18113 Univ. SoundFX 17808 Super Turbo 17747#

(10772) 1978-75 8 CYL. NEW YORKER w/7.2L (440 C.I.D.) ENG., w/o CONVERTER



For 21860: SoundFX 18340 Tru-Fit 18109 Univ. SoundFX 17827#  
Super Turbo 17748# Ultra Flo SS 17289#

(10773) 1974 8 CYL. NEW YORKER, NEW YORKER BROUGHAM w/7.2L (440 C.I.D.) ENG.



For 18381: Tru-Fit 18112<sup>506</sup> Univ. SoundFX 17827# Super Turbo 17748#  
Ultra Flo SS 17289#

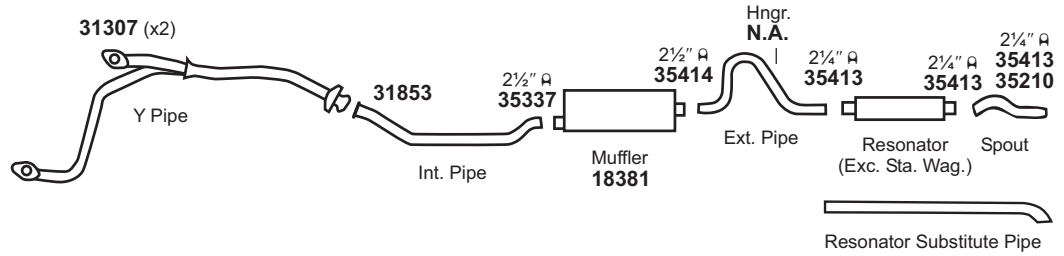
31853 Flng.	35125 Brkt.	35148 Brkt.	35210 Hngr.										

NOT LEGAL FOR SALE IN STATE OF CALIFORNIA  
IN NEW YORK STATE, CONVERTERS LISTED ARE LEGAL FOR FEDERAL/EPA EMISSION VEHICLES ONLY



# CHRYSLER New Yorker

(10774) 1973-72 8 CYL. NEW YORKER, NEW YORKER BROUGHAM w/7.2L (440 C.I.D.) ENG.



For 18381: Tru-Fit 18112<sup>506</sup> Ultra Flo SS 17289# Univ. SoundFX 17827# Super Turbo 17748#

GENERAL INFORMATION

PASSENGER CAR

LIGHT TRUCK

MUFFLER SPECS.

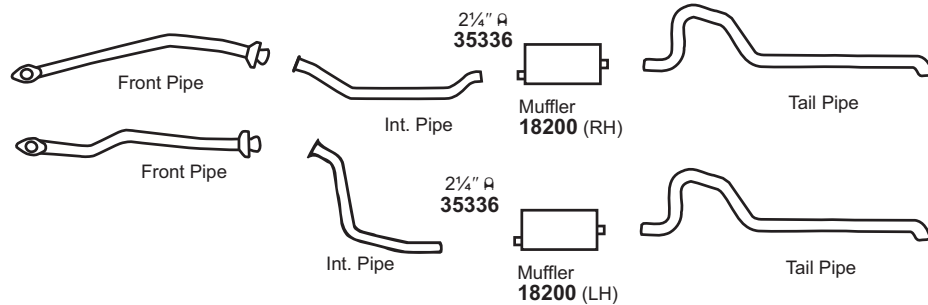
OPTIONAL MUFFLERS

CONVERTER SPECS.

ACCESSORIES

FOOTNOTES

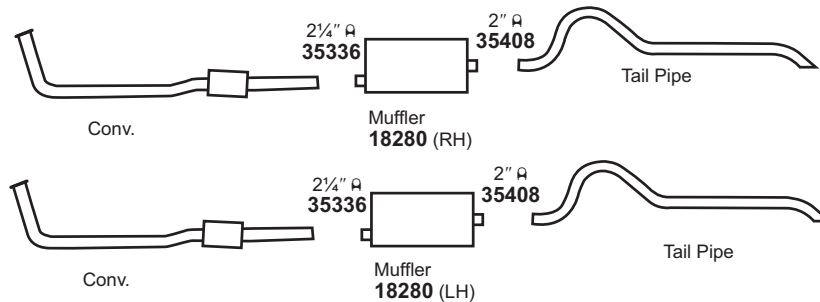
(10775) 1964-62 8 CYL. SC2-M300, TC2-M300, VC2-M300, VC2-300K, TCI-POLICE, VCI-POLICE w/6.8L (413 C.I.D.), SINGLE, 4BBL (EXC. STATION WAGON)  
1961-60 8 CYL. PC3-300 NEW YORKER w/RAM MANIFOLD ENG.



For 18200: Tru-Fit 18111<sup>61</sup> Univ. SoundFX 17869 Super Turbo 17747#

# CHRYSLER Newport

(10776) 1980-79 8 CYL. NEWPORT w/5.9L (360 C.I.D.) ENG., DUAL EXHAUST



For 18280: Tru-Fit 18111 Univ. SoundFX 17800 Super Turbo 17747#

31307 Gskt.	31853 Fling.	35210 Hngr.																	

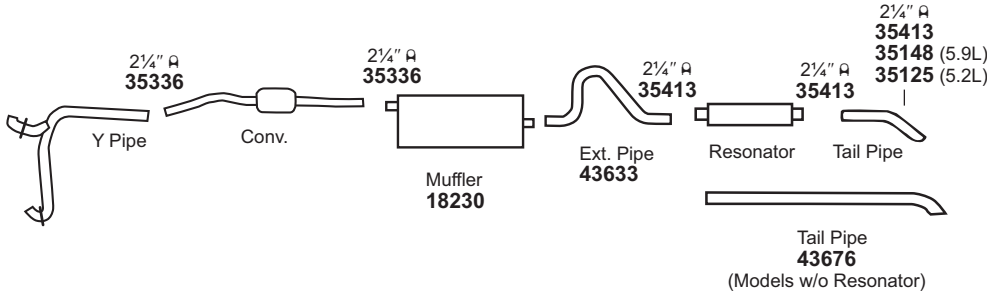
NOT LEGAL FOR SALE IN STATE OF CALIFORNIA  
IN NEW YORK STATE, CONVERTERS LISTED ARE LEGAL FOR FEDERAL/EPA EMISSION VEHICLES ONLY

# Modifications and/or additional parts required.  
61 Cut to fit.

506 Requires 41962 Bushing & (1) Extra 35413 (2 1/4") Clamp.

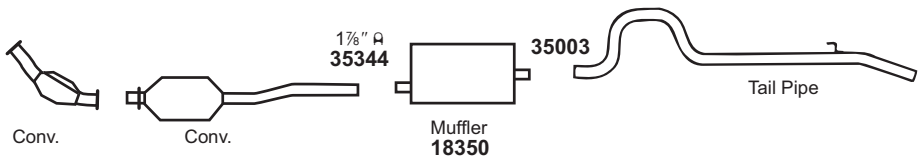
# CHRYSLER Newport

(10777)	1980-79	8 CYL.	<b>NEWPORT w/5.9L (360 C.I.D.) ENG., SINGLE EXHAUST</b>
	1979	8 CYL.	<b>NEWPORT w/5.2L (318 C.I.D.) ENG., SINGLE EXHAUST</b>



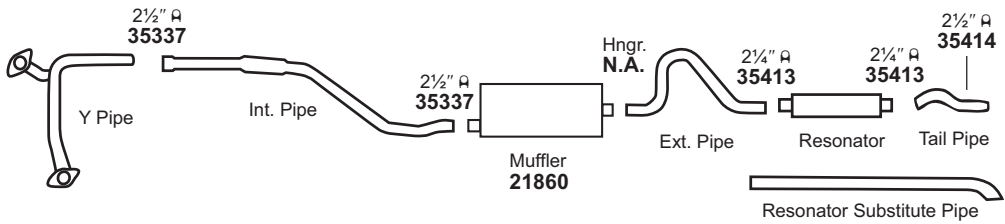
For 18230: **Tru-Fit 18113**                              **Univ. SoundFX 17808**                              **Super Turbo 17747#**

(10778)	1979	6 CYL.	<b>NEWPORT w/3.7L (225 C.I.D.) ENG.</b>
---------	------	--------	---



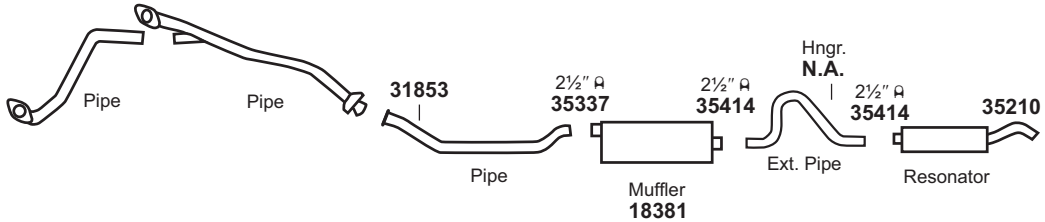
For 18350: **Tru-Fit 18178**                              **Univ. SoundFX 17817#**                              **Super Turbo 17763<sup>576</sup>**

(10779)	1978-75	8 CYL.	<b>NEWPORT w/7.2L (440 C.I.D.) ENG., w/o CONVERTER</b>
---------	---------	--------	--



For 21860: **SoundFX 18340**                              **Tru-Fit 18109**                              **Univ. SoundFX 17827#**  
**Super Turbo 17748#**                              **Ultra Flo SS 17289#**

(10780)	1974	8 CYL.	<b>NEWPORT, NEWPORT CUSTOM w/7.2L (440 C.I.D.) ENG.</b>
---------	------	--------	---



For 18381: **Tru-Fit 18112<sup>506</sup>**                              **Univ. SoundFX 17827#**                              **Super Turbo 17748#**  
**Ultra Flo SS 17289#**

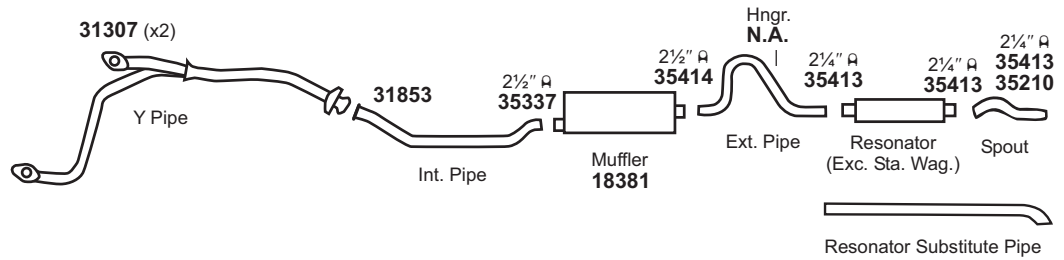
31853 Flng.	35003 Brkt.	35125 Brkt.	35148 Brkt.	35210 Hngr.								

**NOT LEGAL FOR SALE IN STATE OF CALIFORNIA**  
**IN NEW YORK STATE, CONVERTERS LISTED ARE LEGAL FOR FEDERAL/EPA EMISSION VEHICLES ONLY**

# Modifications and/or additional parts required. **576** For installation instructions and additional parts required, see the Cross Reference Chart in the Master Catalog.

# CHRYSLER Newport

(10781) 1973-72 8 CYL. NEWPORT CUSTOM, NEWPORT ROYAL w/7.2L (440 C.I.D.) ENG.



For 18381: Tru-Fit 18112<sup>506</sup> Ultra Flo SS 17289# Univ. SoundFX 17827# Super Turbo 17748#

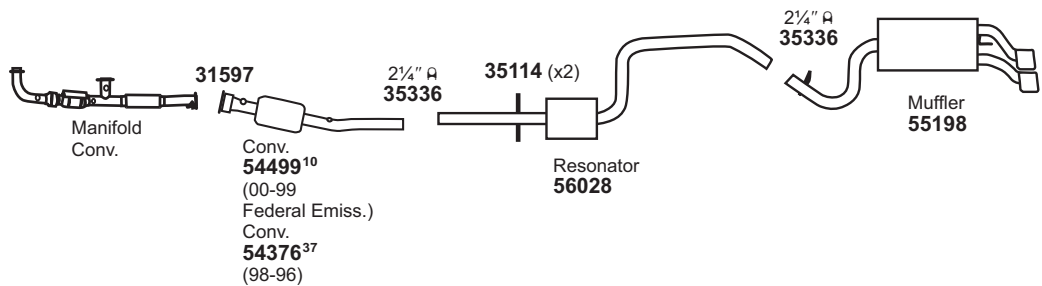
GENERAL INFORMATION

PASSENGER CAR

LIGHT TRUCK

# CHRYSLER Sebring

(10782) 2000-96 6 CYL. SEBRING CONVERTIBLE w/2.5L ENG.



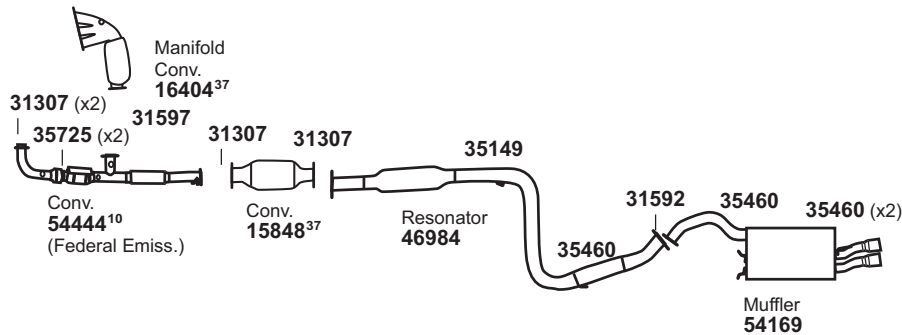
For 54376: Univ. Conv. 93237#  
For 54499: Univ. Conv. 93237#  
For 55198: SoundFX 18927

MUFFLER SPECS.

OPTIONAL MUFFLERS

CONVERTER SPECS.

(10783) 2000-96 6 CYL. SEBRING w/2.5L ENG. (EXC. CONVERTIBLE)



For 15848: Univ. Conv. 93237#  
For 54444: Univ. Conv. 93270#

ACCESSORIES

FOOTNOTES

31307 Gskt.	31592 Gskt.	31597 Gskt.	31853 Flng.	35114 Insl.	35149 Insl.	35210 Hngr.	35460 Insl.	35725 Insl.						

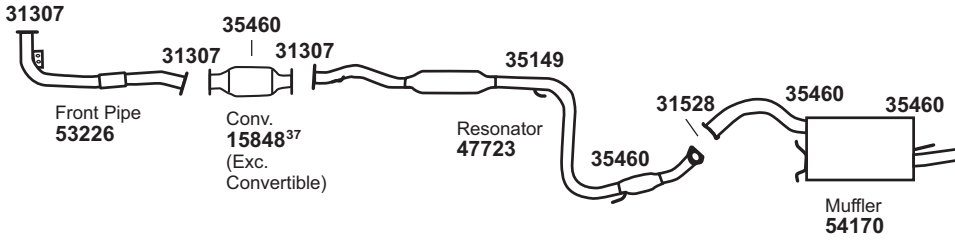
NOT LEGAL FOR SALE IN STATE OF CALIFORNIA  
IN NEW YORK STATE, CONVERTERS LISTED ARE LEGAL FOR FEDERAL/EPA EMISSION VEHICLES ONLY

# Modifications and/or additional parts required.  
10 Fits Federal/EPA Emission Vehicles.

37 Fits All Emissions Vehicles.  
506 Requires 41962 Bushing & (1) Extra 35413 (2 1/4") Clamp.

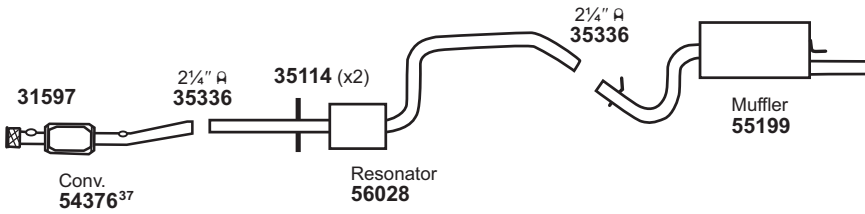
# CHRYSLER Sebring

(10784) 1999-96 4 CYL. SEBRING w/2.0L ENG.



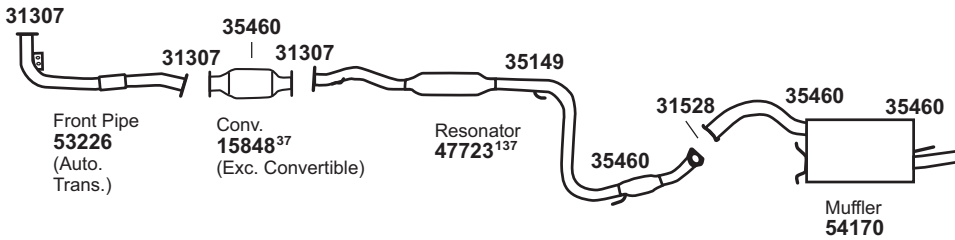
For 15848: Univ. Conv. 93237#

(10785) 1998-97 4 CYL. SEBRING JX, JXI w/2.4L ENG.  
1996 4 CYL. SEBRING JX w/2.4L ENG.



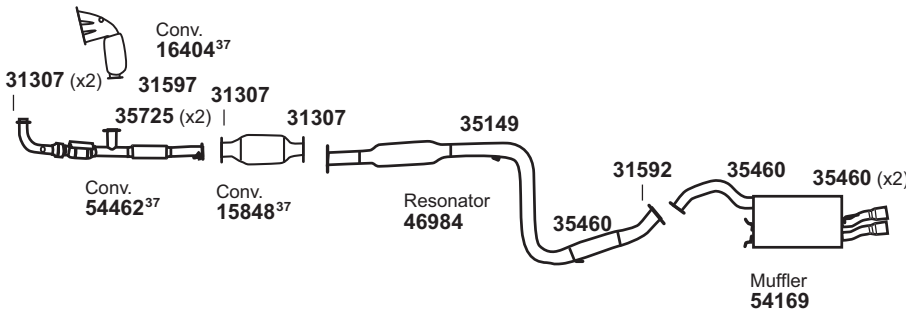
For 54376: Univ. Conv. 93237#

(10786) 1995 4 CYL. SEBRING w/2.0L ENG.



For 15848: Univ. Conv. 93237#

(10787) 1995 6 CYL. SEBRING w/2.5L ENG.



For 15848: Univ. Conv. 93237#

31307 Gskt.	31528 Gskt.	31592 Gskt.	31597 Gskt.	35114 Insl.	35149 Insl.	35460 Insl.	35725 Insl.								

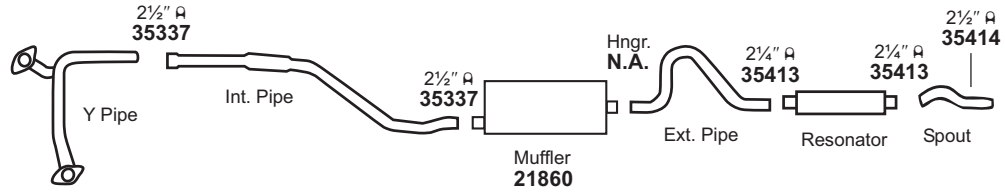
NOT LEGAL FOR SALE IN STATE OF CALIFORNIA  
IN NEW YORK STATE, CONVERTERS LISTED ARE LEGAL FOR FEDERAL/EPA EMISSION VEHICLES ONLY

298 # Modifications and/or additional parts required.  
37 Fits All Emissions Vehicles.

137 Requires 35299 Plug for 1995 w/Auto. Trans.

# CHRYSLER Town & Country

(10788) 1977-75 8 CYL. TOWN & COUNTRY w/7.2L (440 C.I.D.) ENG., w/o CONVERTER

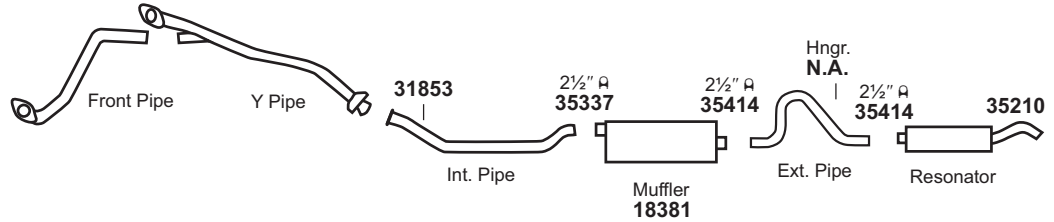


For 21860: SoundFX 18340  
Super Turbo 17748#

Tru-Fit 18109  
Ultra Flo SS 17289#

Univ. SoundFX 17827#

(10789) 1974 8 CYL. TOWN & COUNTRY STATION WAGON w/7.2L (440 C.I.D.) ENG.

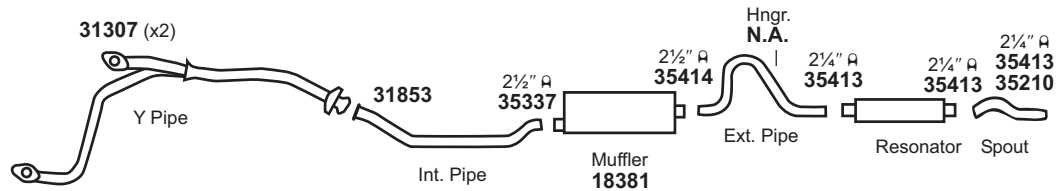


For 18381: Tru-Fit 18112<sup>506</sup>  
Ultra Flo SS 17289#

Univ. SoundFX 17827#

Super Turbo 17748#

(10790) 1973-71 8 CYL. TOWN & COUNTRY STATION WAGON w/6.3L (383 C.I.D.),  
7.2L (440 C.I.D.) ENG., 4BBL



For 18381: Tru-Fit 18112<sup>506</sup>  
Ultra Flo SS 17289#

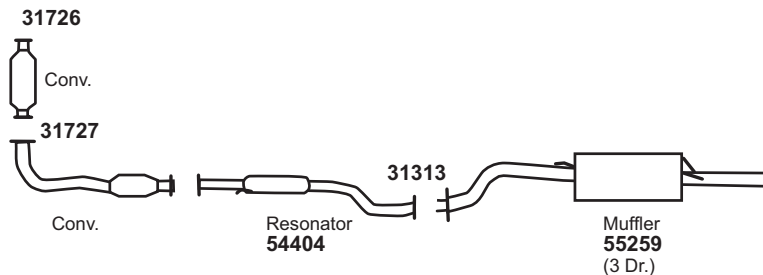
Univ. SoundFX 17827#

Super Turbo 17748#

## CHRYSLER Voyager (See Truck Section)

## DAEWOO Lanos

(10791) 2002-99 4 CYL. LANOS w/1.6L ENG.



31307 Gskt.	31313 Gskt.	31726 Gskt.	31727 Gskt.	31853 Flng.	35210 Hngr.														

NOT LEGAL FOR SALE IN STATE OF CALIFORNIA  
IN NEW YORK STATE, CONVERTERS LISTED ARE LEGAL FOR FEDERAL/EPA EMISSION VEHICLES ONLY

# Modifications and/or additional parts required.

506 Requires 41962 Bushing & (1) Extra 35413 (2 1/4") Clamp.

GENERAL INFORMATION

PASSENGER CAR

LIGHT TRUCK

MUFFLER SPECS.

OPTIONAL MUFFLERS

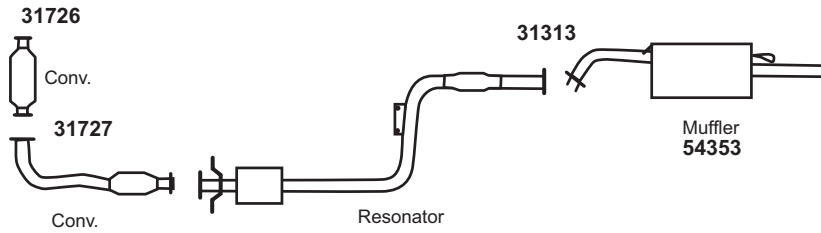
CONVERTER SPECS.

ACCESSORIES

FOOTNOTES

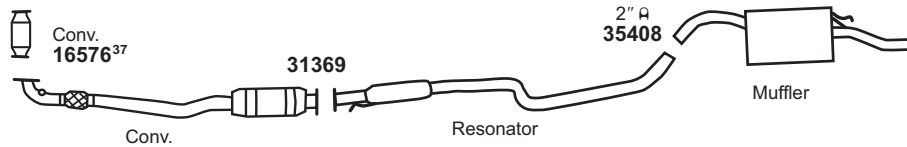
# DAEWOO Leganza

(10792) 2002-99 4 CYL. LEGANZA w/2.2L ENG.



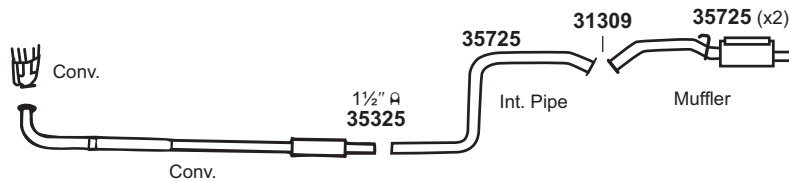
# DAEWOO Nubira

(10793) 2002-99 4 CYL. NUBIRA w/2.0L ENG.



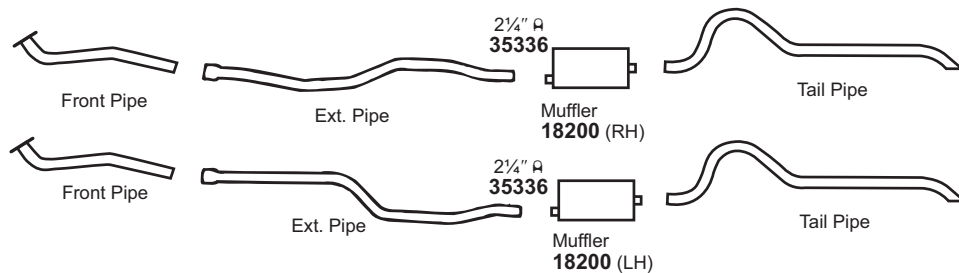
# DAIHATSU Charade

(10794) 1992-88 3 CYL. CHARADE w/1.0L ENG.  
1992-89 4 CYL. CHARADE w/1.3L ENG.



# DESOTO

(10795) 1961-60 8 CYL. PS3-M ADVENTURER w/HIGH PERFORMANCE OR RAM MANIFOLD ENG.



For 18200: Tru-Fit 18111<sup>61</sup>

Univ. SoundFX 17869

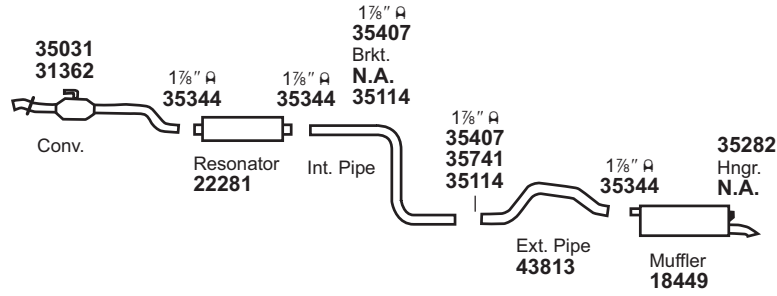
Super Turbo 17747#

31309 Gskt.	31313 Gskt.	31369 Gskt.	31726 Gskt.	31727 Gskt.	35725 Insl.										

NOT LEGAL FOR SALE IN STATE OF CALIFORNIA  
IN NEW YORK STATE, CONVERTERS LISTED ARE LEGAL FOR FEDERAL/EPA EMISSION VEHICLES ONLY

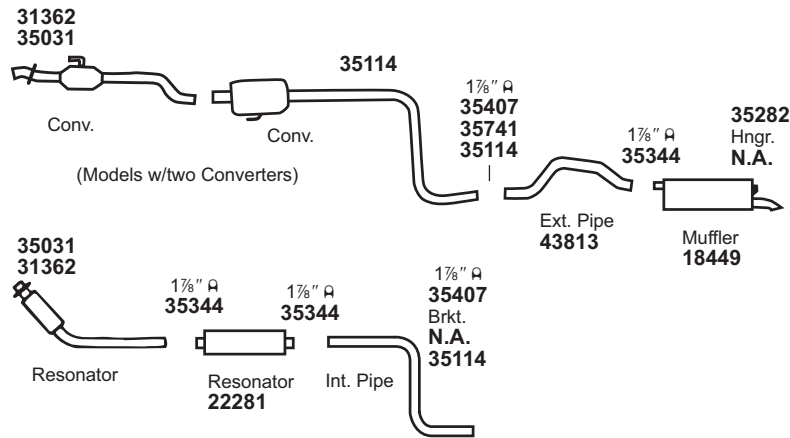
# DODGE 400

(10796) 1983 4 CYL. 400 w/2.2L, 2.6L ENG.



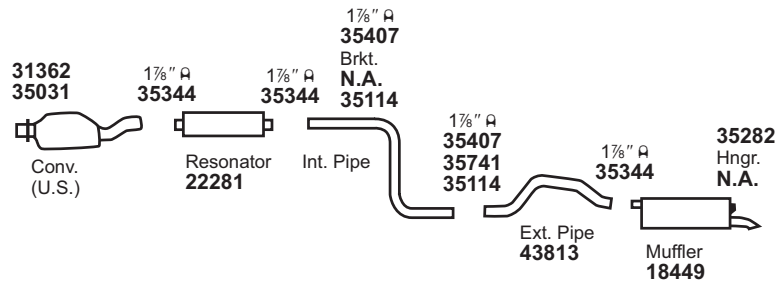
For 18449: Tru-Fit 18179  
 For 22281: Univ. SoundFX 17823#  
 Univ. SoundFX 17856#

(10797) 1982 4 CYL. 400 w/2.2L ENG.



For 18449: Tru-Fit 18179  
 For 22281: Univ. SoundFX 17823#  
 Univ. SoundFX 17856#

(10798) 1982 4 CYL. 400 w/2.6L ENG.



For 18449: Tru-Fit 18179  
 For 22281: Univ. SoundFX 17823#  
 Univ. SoundFX 17856#

31362 Gskt.	35031 Stud Kit	35114 Insl.	35282 Bolt	35741 Brkt.										

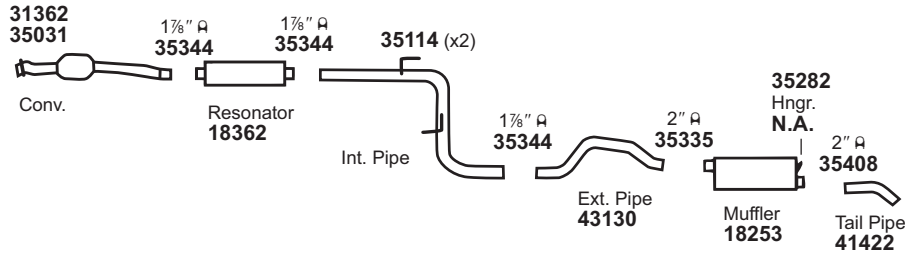
NOT LEGAL FOR SALE IN STATE OF CALIFORNIA  
 IN NEW YORK STATE, CONVERTERS LISTED ARE LEGAL FOR FEDERAL/EPA EMISSION VEHICLES ONLY

# Modifications and/or additional parts required.

- GENERAL INFORMATION
- PASSENGER CAR
- LIGHT TRUCK
- MUFFLER SPECS.
- OPTIONAL MUFFLERS
- CONVERTER SPECS.
- ACCESSORIES
- FOOTNOTES

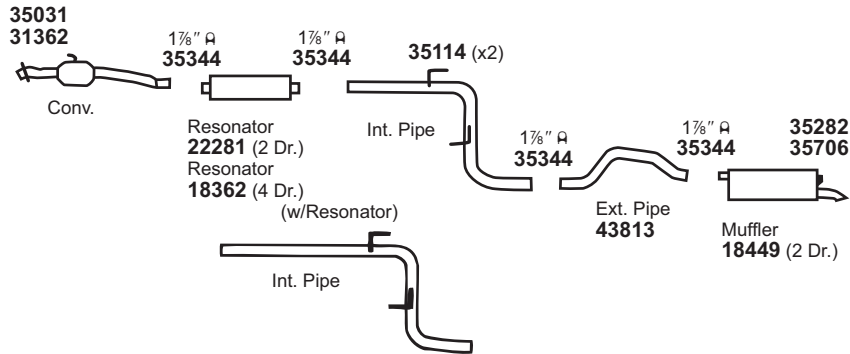
# DODGE 600

(10799) 1988-87 4 CYL. 600 w/2.2L) ENG. (EXC. TURBO), 2.5L ENG.



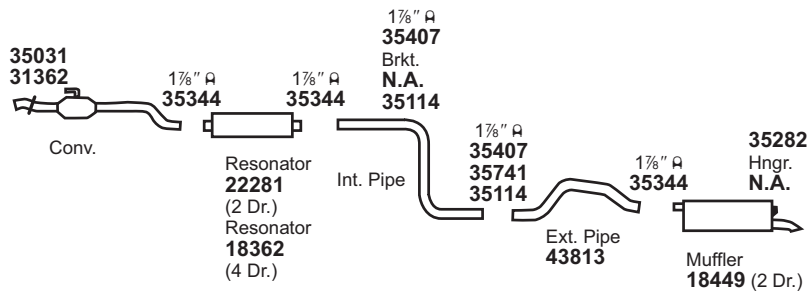
For 18253: Tru-Fit 18169 Univ. SoundFX 17848  
 For 18362: Univ. SoundFX 17823#

(10800) 1986 4 CYL. 600 w/2.2L ENG. EFI (EXC. TURBO), 2.5L ENG.



For 18362: Univ. SoundFX 17823#  
 For 18449: Tru-Fit 18179 Univ. SoundFX 17856#  
 For 22281: Univ. SoundFX 17823#

(10801) 1985-83 4 CYL. 600 w/2.2L ENG. (EXC. TURBO), 2.6L ENG.



For 18362: Univ. SoundFX 17823#  
 For 18449: Tru-Fit 18179 Univ. SoundFX 17856#  
 For 22281: Univ. SoundFX 17823#

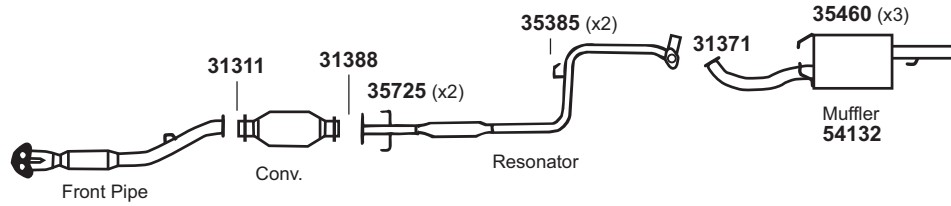
31362 Gskt.	35031 Stud Kit	35114 Insl.	35282 Bolt	35706 Insl.	35741 Brkt.								

NOT LEGAL FOR SALE IN STATE OF CALIFORNIA  
 IN NEW YORK STATE, CONVERTERS LISTED ARE LEGAL FOR FEDERAL/EPA EMISSION VEHICLES ONLY



# DODGE 2000 GTX

(10802) 1989 4 CYL. 2000 GTX w/2.0L ENG., F.W.D.

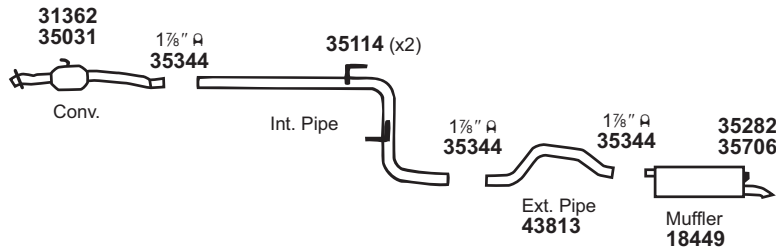


GENERAL INFORMATION

PASSENGER CAR

# DODGE Aries

(10803) 1989 4 CYL. ARIES w/2.5L ENG.  
1989-86 4 CYL. ARIES w/2.2L ENG.



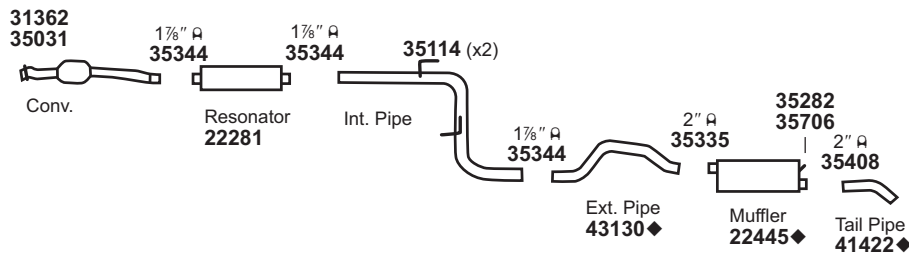
For 18449: Tru-Fit 18179

Univ. SoundFX 17856#

LIGHT TRUCK

MUFFLER SPECS.

(10804) 1988-87 4 CYL. ARIES w/2.5L ENG.



For 22281: Univ. SoundFX 17823#

For 22445: SoundFX 18285  
Super Turbo 17742#

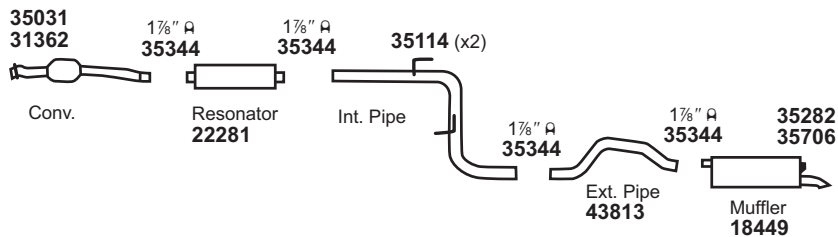
Tru-Fit 18169

Univ. SoundFX 17198

OPTIONAL MUFFLERS

CONVERTER SPECS.

(10805) 1986 4 CYL. ARIES w/2.5L ENG.



For 18449: Tru-Fit 18179

For 22281: Univ. SoundFX 17823#

Univ. SoundFX 17856#

ACCESSORIES

FOOTNOTES

31311 Gskt.	31362 Gskt.	31371 Gskt.	31388 Gskt.	35031 Stud Kit	35114 Insl.	35282 Bolt	35385 O-Ring	35460 Insl.	35706 Insl.	35725 Insl.			

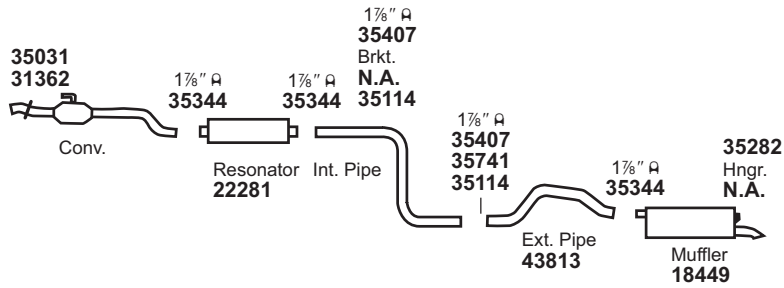
NOT LEGAL FOR SALE IN STATE OF CALIFORNIA  
IN NEW YORK STATE, CONVERTERS LISTED ARE LEGAL FOR FEDERAL/EPA EMISSION VEHICLES ONLY

◆ If welded assembly, replace all required parts.

# Modifications and/or additional parts required.

# DODGE Aries

(10806) 1985-83 4 CYL. ARIES w/2.2L, 2.6L ENG. (EXC. 1985 2.2L ENG. w/2BBL)

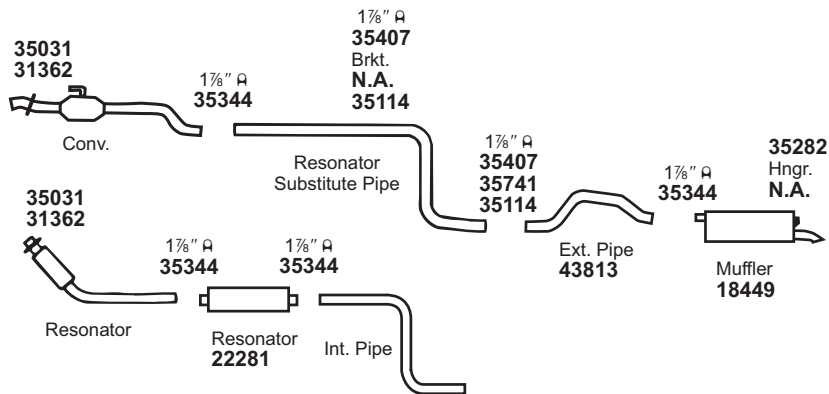


For 18449: Tru-Fit 18179

For 22281: Univ. SoundFX 17823#

Univ. SoundFX 17856#

(10807) 1985 4 CYL. ARIES w/2.2L ENG., 2BBL



For 18449: Tru-Fit 18179

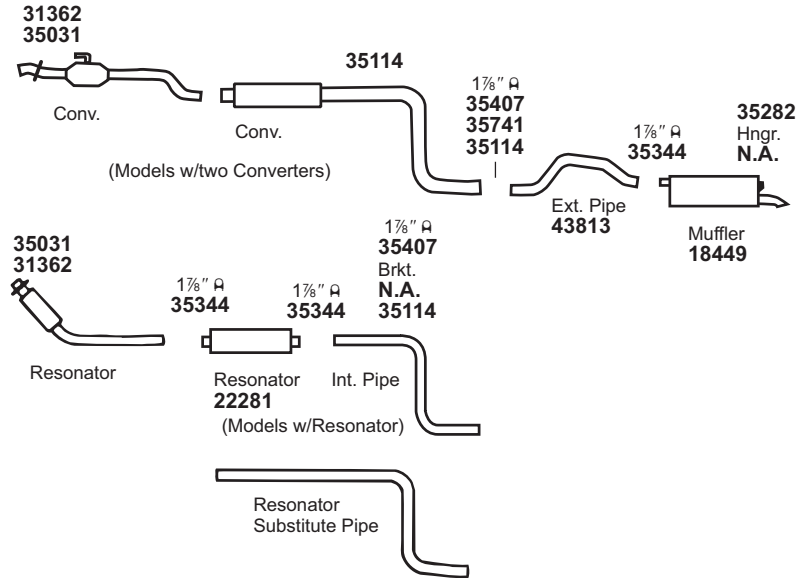
For 22281: Univ. SoundFX 17823#

Univ. SoundFX 17856#

31362 Gskt.	35031 Stud Kit	35114 Insl.	35282 Bolt	35741 Brkt.									

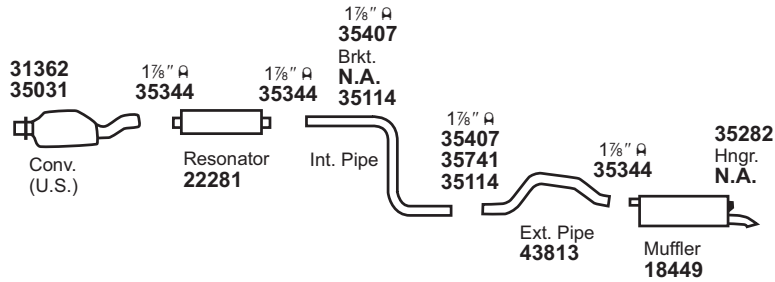
NOT LEGAL FOR SALE IN STATE OF CALIFORNIA  
IN NEW YORK STATE, CONVERTERS LISTED ARE LEGAL FOR FEDERAL/EPA EMISSION VEHICLES ONLY

**(10808) 1982-81 4 CYL. ARIES w/2.2L ENG.**



For 18449: Tru-Fit 18179  
For 22281: Univ. SoundFX 17823#  
Univ. SoundFX 17856#

**(10809) 1982-81 4 CYL. ARIES w/2.6L ENG.**



For 18449: Tru-Fit 18179  
For 22281: Univ. SoundFX 17823#  
Univ. SoundFX 17856#

31362 Gskt. 	35031 Stud Kit 	35114 Insl. 	35282 Bolt 	35741 Brkt. 									
--------------------	-----------------------	--------------------	-------------------	--------------------	--	--	--	--	--	--	--	--	--

NOT LEGAL FOR SALE IN STATE OF CALIFORNIA  
IN NEW YORK STATE, CONVERTERS LISTED ARE LEGAL FOR FEDERAL/EPA EMISSION VEHICLES ONLY

# Modifications and/or additional parts required.

GENERAL INFORMATION

PASSENGER CAR

LIGHT TRUCK

MUFFLER SPECS.

OPTIONAL MUFFLERS

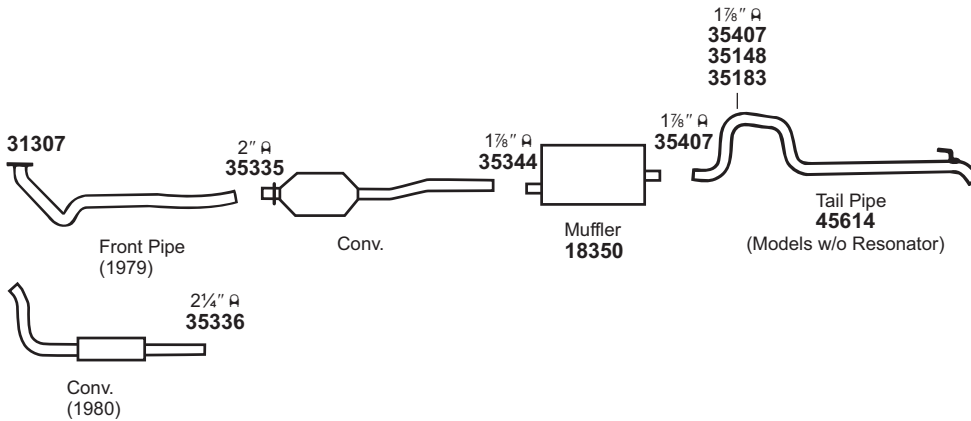
CONVERTER SPECS.

ACCESSORIES

FOOTNOTES

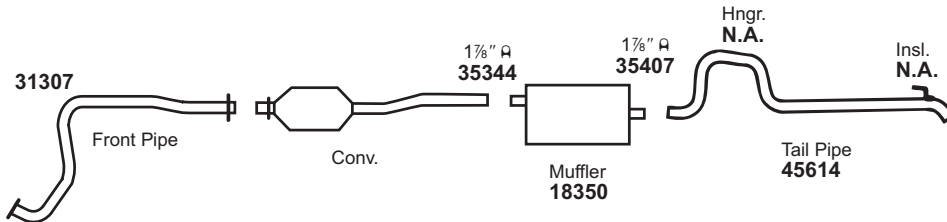
# DODGE Aspen

(10810) 1980-79 6 CYL. ASPEN w/3.7L (225 C.I.D.) ENG.



For 18350: Tru-Fit 18178                      Univ. SoundFX 17817#                      Super Turbo 17763<sup>576</sup>

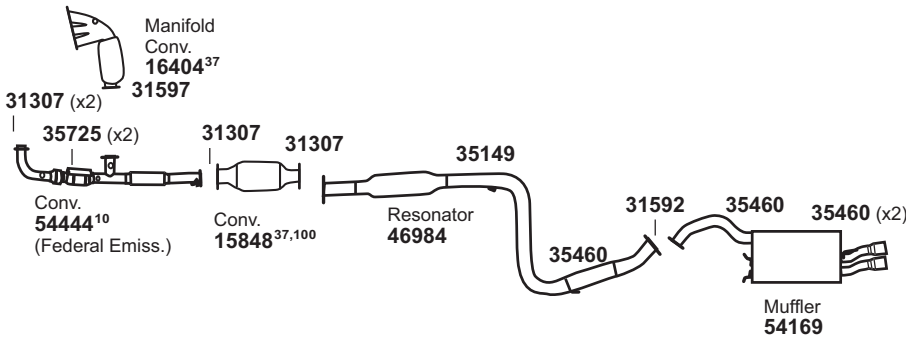
(10811) 1977-76 6 CYL. ASPEN (EXC. 1977 LATE MODELS)



For 18350: Tru-Fit 18178                      Univ. SoundFX 17817#                      Super Turbo 17763<sup>576</sup>

# DODGE Avenger

(10812) 2000-96 6 CYL. AVENGER w/2.5L ENG.



For 15848: Univ. Conv. 93237#  
For 54444: Univ. Conv. 93270#

31307 Gskt.	31592 Gskt.	31597 Gskt.	35148 Brkt.	35149 Insl.	35183 Insl.	35460 Insl.	35725 Insl.								

NOT LEGAL FOR SALE IN STATE OF CALIFORNIA  
IN NEW YORK STATE, CONVERTERS LISTED ARE LEGAL FOR FEDERAL/EPA EMISSION VEHICLES ONLY

# Modifications and/or additional parts required.

<sup>10</sup> Fits Federal/EPA Emission Vehicles.

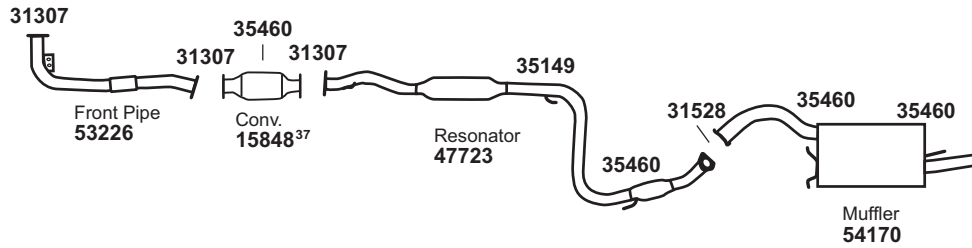
<sup>37</sup> Fits All Emissions Vehicles.

<sup>100</sup> Ultra Converter.

<sup>576</sup> For installation instructions and additional parts required, see the Cross Reference Chart in the Master Catalog.

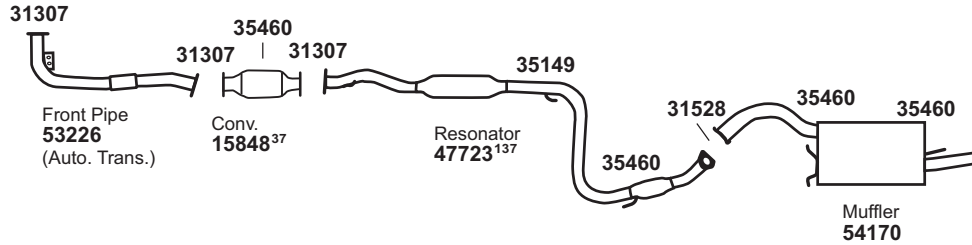
# DODGE Avenger

(10813) 1999-96 4 CYL. AVENGER w/2.0L ENG.



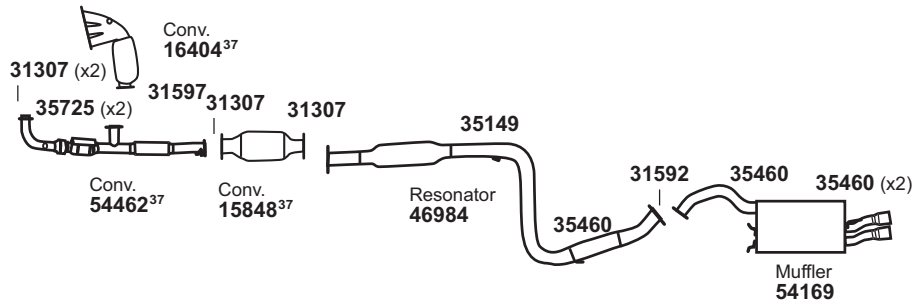
For 15848: Univ. Conv. 93237#

(10814) 1995 4 CYL. AVENGER w/2.0L ENG.



For 15848: Univ. Conv. 93237#

(10815) 1995 6 CYL. AVENGER w/2.5L ENG.

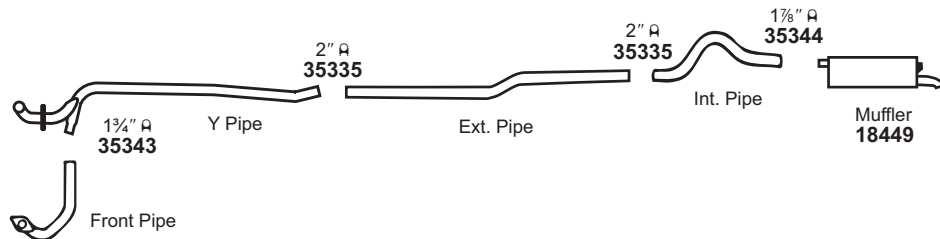


For 15848: Univ. Conv. 93237#

## DODGE Caravan (See Truck Section)

## DODGE Challenger

(10816) 1974-70 8 CYL. CHALLENGER w/5.2L (318 C.I.D.) ENG.



For 18449: Tru-Fit 18179

Univ. SoundFX 17856#

31307 Gskt.	31528 Gskt.	31592 Gskt.	31597 Gskt.	35149 Insl.	35460 Insl.	35725 Insl.							

NOT LEGAL FOR SALE IN STATE OF CALIFORNIA  
IN NEW YORK STATE, CONVERTERS LISTED ARE LEGAL FOR FEDERAL/EPA EMISSION VEHICLES ONLY

# Modifications and/or additional parts required.  
37 Fits All Emissions Vehicles.

137 Requires 35299 Plug for 1995 w/Auto. Trans.

GENERAL INFORMATION

PASSENGER CAR

LIGHT TRUCK

MUFFLER SPECS.

OPTIONAL MUFFLERS

CONVERTER SPECS.

ACCESSORIES

FOOTNOTES

# DODGE Challenger

(10817) 1972-70 6 CYL. CHALLENGER

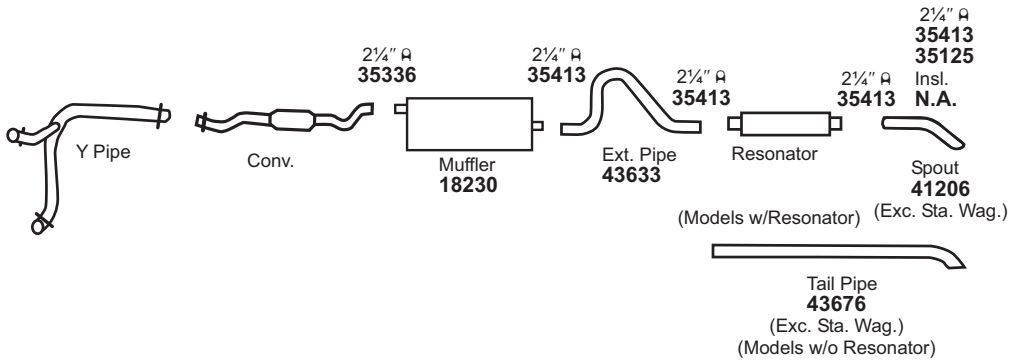


For 18449: Tru-Fit 18179

Univ. SoundFX 17856#

# DODGE Charger

(10818) 1978-77 8 CYL. CHARGER w/5.2L (318 C.I.D.), 5.9L (360 C.I.D.), 6.6L (400 C.I.D.) ENG.

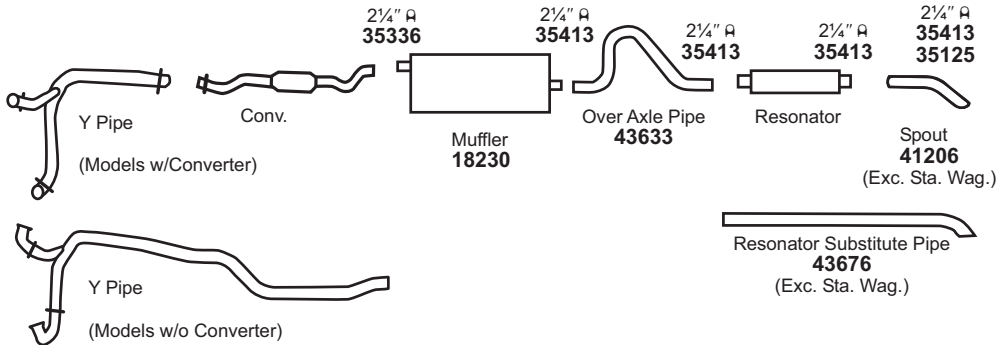


For 18230: Tru-Fit 18113

Univ. SoundFX 17808

Super Turbo 17747#

(10819) 1976-75 8 CYL. CHARGER w/5.2L (318 C.I.D.), 5.9L (360 C.I.D.), 6.6L (400 C.I.D.) ENG., SINGLE EXHAUST



For 18230: Tru-Fit 18113

Univ. SoundFX 17808

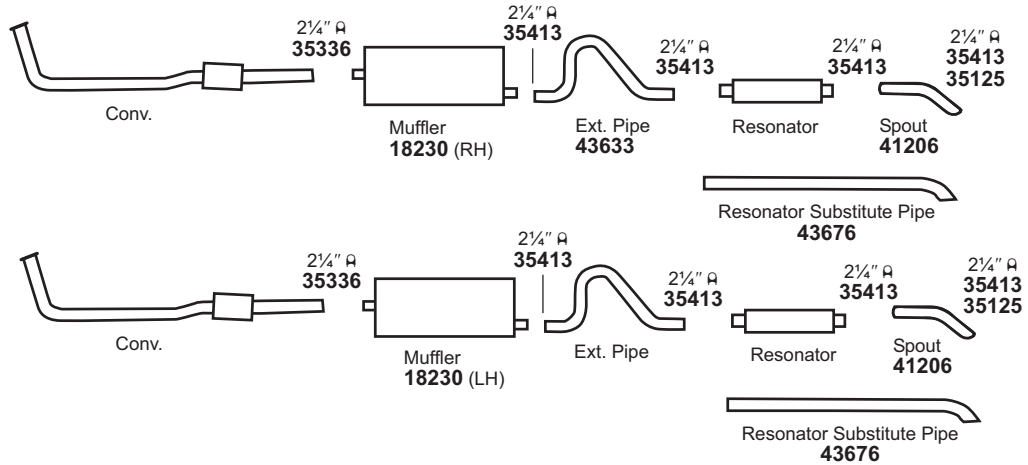
Super Turbo 17747#

35125 Brkt. 													
--------------------	--	--	--	--	--	--	--	--	--	--	--	--	--

NOT LEGAL FOR SALE IN STATE OF CALIFORNIA  
IN NEW YORK STATE, CONVERTERS LISTED ARE LEGAL FOR FEDERAL/EPA EMISSION VEHICLES ONLY

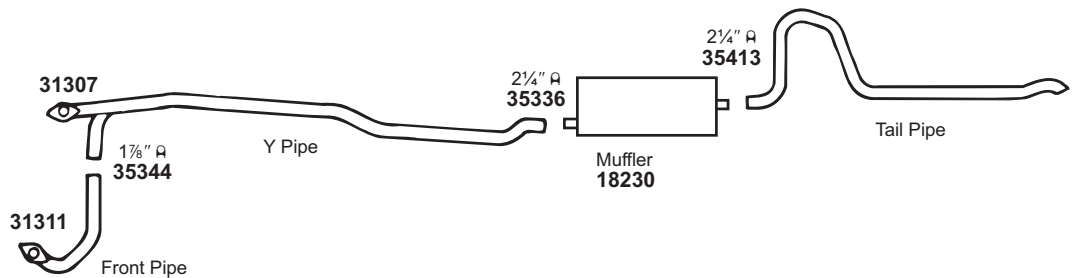
# DODGE Charger

(10820) 1976-75 8 CYL. CHARGER w/5.9L (318 C.I.D.), 6.6L (360 C.I.D.) ENG., DUAL EXHAUST



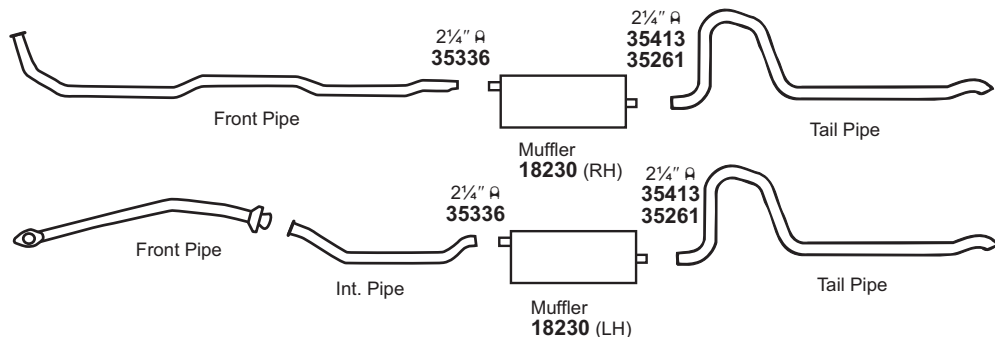
For 18230: Tru-Fit 18113      Univ. SoundFX 17808      Super Turbo 17747#

(10821) 1974-71 8 CYL. CHARGER, CHARGER S/E w/5.9L (360 C.I.D.), 6.3L (383 C.I.D.), 6.6L (400 C.I.D.) ENG., 2BBL, SINGLE EXHAUST



For 18230: Tru-Fit 18113      Univ. SoundFX 17808      Super Turbo 17747#

(10822) 1974-73 8 CYL. CHARGER, CHARGER S/E w/5.6L (340 C.I.D.), 5.9L (360 C.I.D.), 6.6L (400 C.I.D.) ENG., 4BBL (EXC. STATION WAGON), DUAL EXHAUST



For 18230: Tru-Fit 18113      Univ. SoundFX 17808      Super Turbo 17747#

31307 Gskt.	31311 Gskt.	35125 Brkt.	35261 Insl.																

NOT LEGAL FOR SALE IN STATE OF CALIFORNIA  
IN NEW YORK STATE, CONVERTERS LISTED ARE LEGAL FOR FEDERAL/EPA EMISSION VEHICLES ONLY

# Modifications and/or additional parts required.

GENERAL INFORMATION

PASSENGER CAR

LIGHT TRUCK

MUFFLER SPECS.

OPTIONAL MUFFLERS

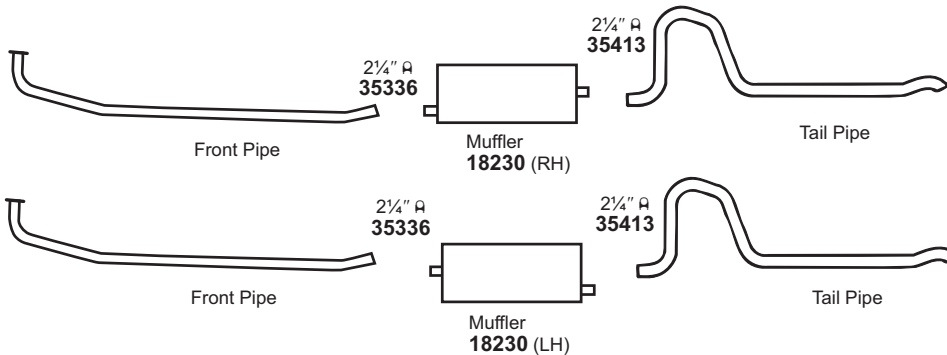
CONVERTER SPECS.

ACCESSORIES

FOOTNOTES

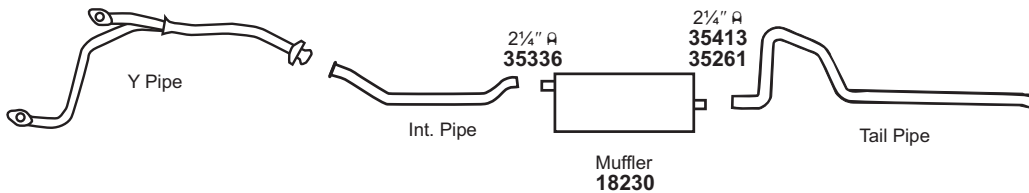
# DODGE Charger

(10823)	1972-71	8 CYL.	CHARGER, CHARGER S/E w/5.6L (340 C.I.D.), 7.2L (440 C.I.D.) ENG., DUAL EXHAUST
	1972	8 CYL.	CHARGER, CHARGER S/E w/6..6L (400 C.I.D.) ENG., 4BBL, DUAL EXHAUST
	1971	8 CYL.	CHARGER, CHARGER S/E w/6..3L (383 C.I.D.) ENG.,
	1970-68	8 CYL.	CHARGER w/6.3L (383 C.I.D.) ENG., 4BBL, DUAL EXHAUST



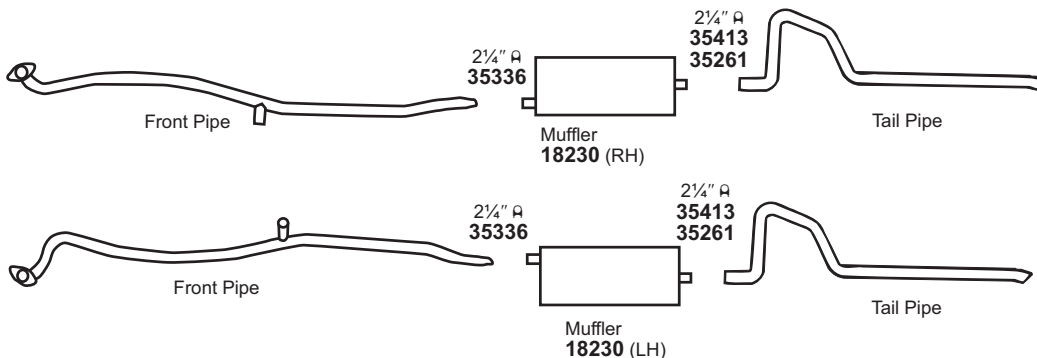
For 18230: Tru-Fit 18113      Univ. SoundFX 17808      Super Turbo 17747#

(10824)	1970-69	8 CYL.	CHARGER w/6.3L (383 C.I.D.) ENG., SINGLE EXHAUST
---------	---------	--------	--



For 18230: Tru-Fit 18113      Univ. SoundFX 17808      Super Turbo 17747#

(10825)	1970-68	8 CYL.	CHARGER R/T, SUPER BEE, DAYTONA w/7.0L (426 C.I.D.), 7.2L (440 C.I.D.) ENG.
	1967	8 CYL.	CHARGER w/7.0L (426 C.I.D.), 7.2L (440 C.I.D.) ENG.



For 18230: Tru-Fit 18113      Univ. SoundFX 17808      Super Turbo 17747#

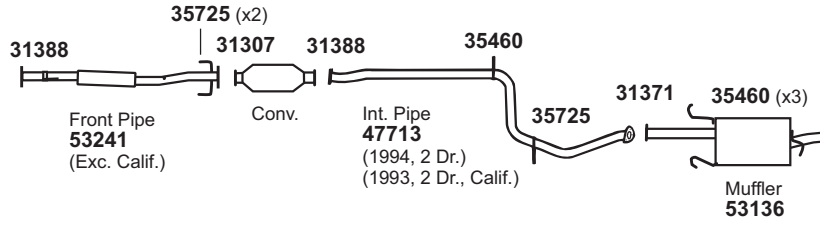
35261 Insl.																			
----------------	--	--	--	--	--	--	--	--	--	--	--	--	--	--	--	--	--	--	--

NOT LEGAL FOR SALE IN STATE OF CALIFORNIA  
 IN NEW YORK STATE, CONVERTERS LISTED ARE LEGAL FOR FEDERAL/EPA EMISSION VEHICLES ONLY

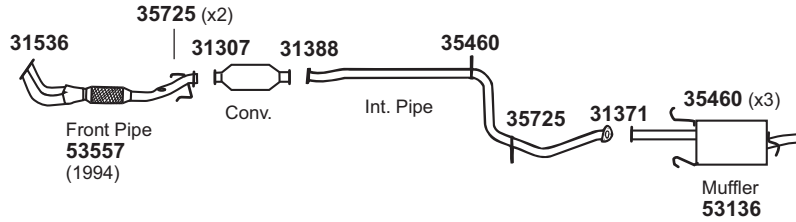


# DODGE Colt-Vista

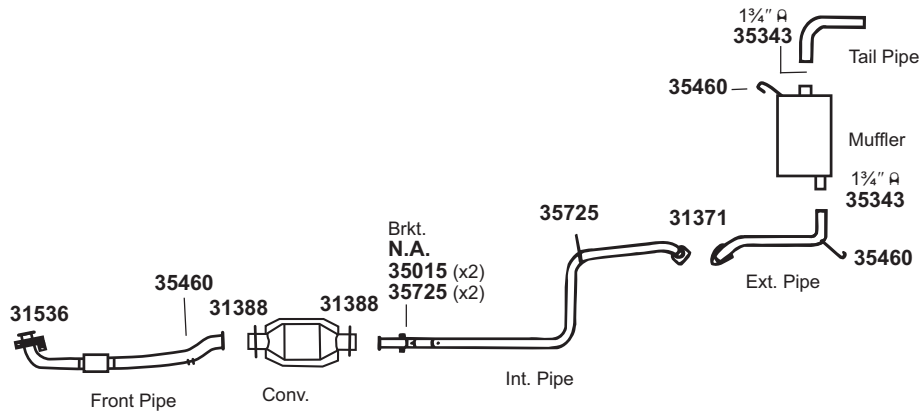
(10826) 1994-93 4 CYL. COLT w/1.5L ENG.



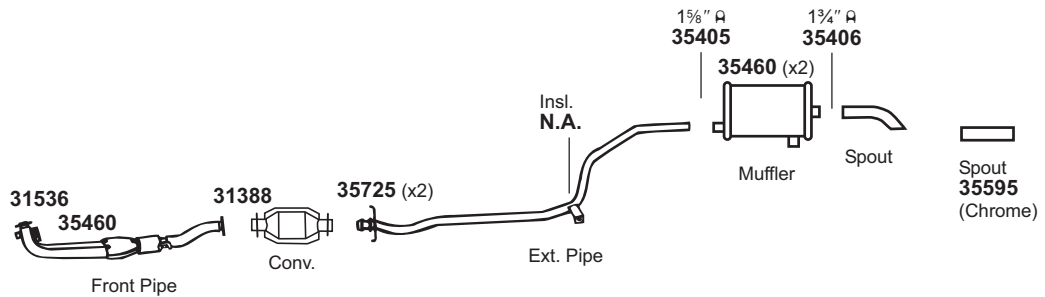
(10827) 1994-93 4 CYL. COLT w/1.8L ENG., 4 DR.



(10828) 1992-89 4 CYL. COLT w/1.5L ENG. (EXC. VISTA STATION WAGON) (EXC. TURBO)



(10829) 1990-89 4 CYL. COLT 100 w/1.6L TURBO ENG.



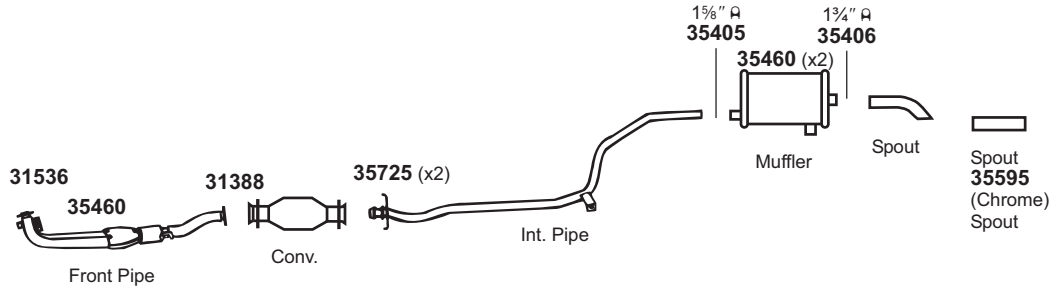
31307 Gskt.	31371 Gskt.	31388 Gskt.	31536 Gskt.	35015 Insl.	35460 Insl.	35725 Insl.							

NOT LEGAL FOR SALE IN STATE OF CALIFORNIA  
IN NEW YORK STATE, CONVERTERS LISTED ARE LEGAL FOR FEDERAL/EPA EMISSION VEHICLES ONLY

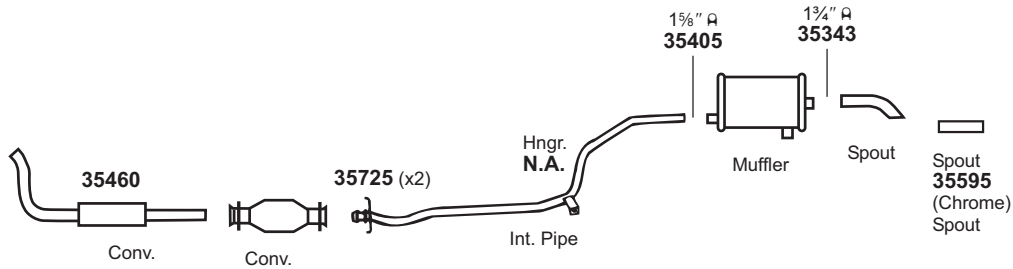
- GENERAL INFORMATION
- PASSENGER CAR
- LIGHT TRUCK
- MUFFLER SPECS.
- OPTIONAL MUFFLERS
- CONVERTER SPECS.
- ACCESSORIES
- FOOTNOTES

# DODGE Colt-Vista

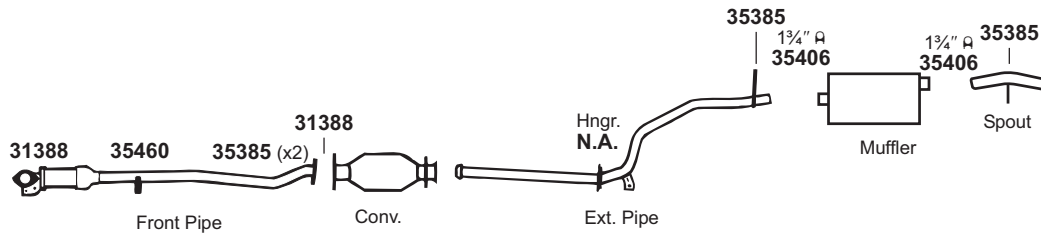
(10830) 1988-87 4 CYL. COLT w/1.5L ENG. (EXC. VISTA STATION WAGON)



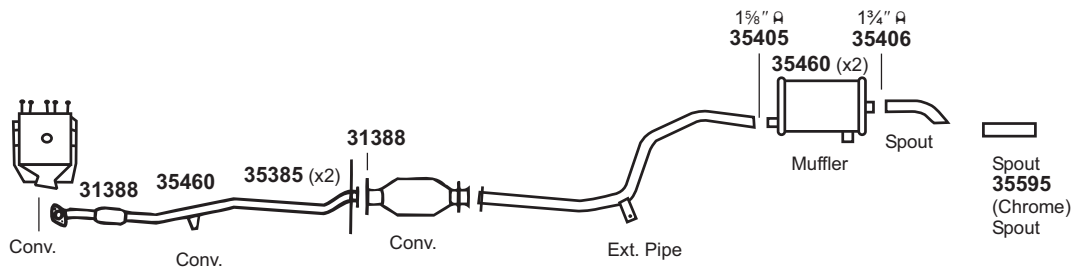
(10831) 1988-87 4 CYL. COLT w/1.6L TURBO ENG. (EXC. VISTA STATION WAGON)



(10832) 1987-84 4 CYL. VISTA STATION WAGON w/2.0L ENG., F.W.D. (BEFORE 12-86)



(10833) 1986-85 4 CYL. COLT w/1.5L ENG. (EXC. VISTA STATION WAGON)

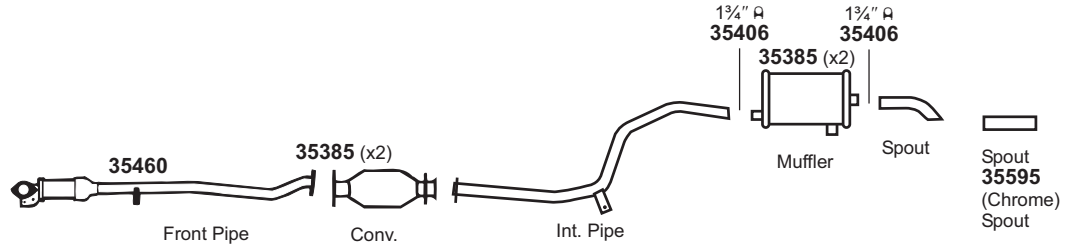


31388 Gskt.	31536 Gskt.	35385 O-Ring	35460 Insl.	35725 Insl.								

NOT LEGAL FOR SALE IN STATE OF CALIFORNIA  
IN NEW YORK STATE, CONVERTERS LISTED ARE LEGAL FOR FEDERAL/EPA EMISSION VEHICLES ONLY

# DODGE Colt-Vista

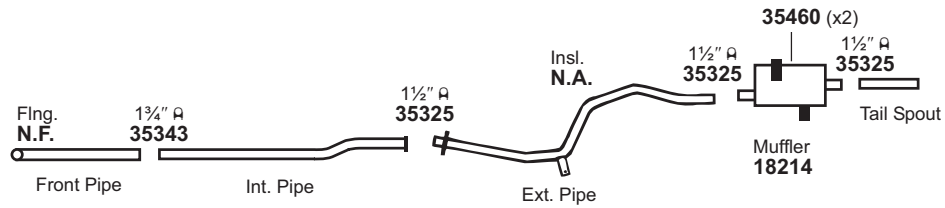
(10834) 1986-85 4 CYL. COLT w/1.6L TURBO ENG. (EXC. VISTA STATION WAGON)



GENERAL INFORMATION

PASSENGER CAR

(10835) 1984-80 4 CYL. COLT 4 DR. MODELS w/1.4L (1400 cc), 1.6L (1600 cc) ENG., F.W.D. (EXC. TURBO)

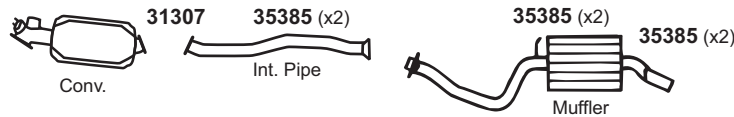


LIGHT TRUCK

MUFFLER SPECS.

# DODGE Conquest

(10836) 1986-84 4 CYL. CONQUEST w/2.6L TURBO ENG.

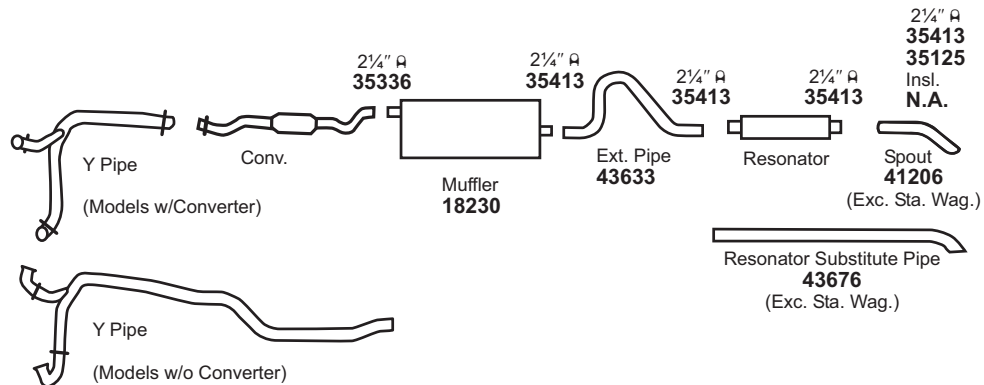


OPTIONAL MUFFLERS

CONVERTER SPECS.

# DODGE Coronet

(10837) 1976-75 8 CYL. CORONET, CORONET CUSTOM, CORONET BROUGHAM w/5.2L (318 C.I.D.), 5.9L (360 C.I.D.), 6.6L (400 C.I.D.) ENG., SINGLE EXHAUST



ACCESSORIES

FOOTNOTES

For 18230: Tru-Fit 18113

Univ. SoundFX 17808

Super Turbo 17747#

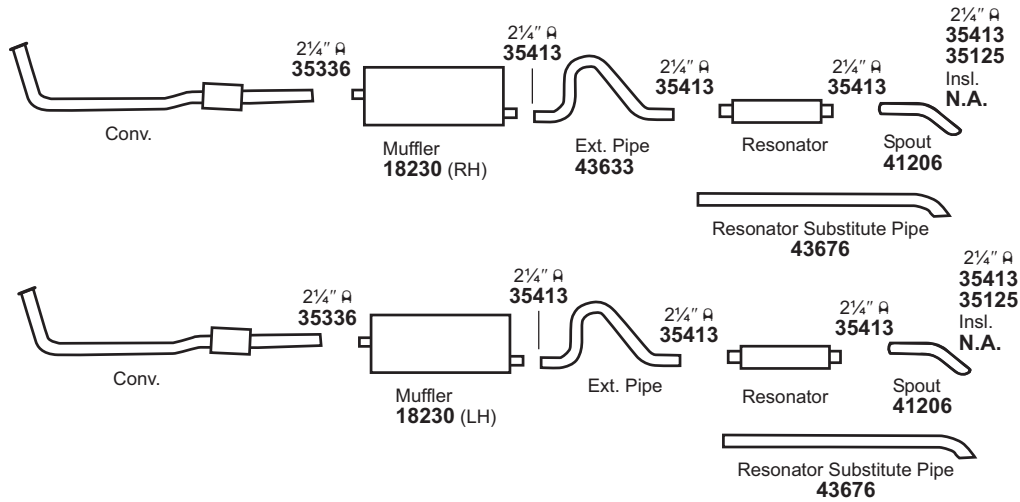
31307 Gskt.	35125 Brkt.	35385 O-Ring	35460 Insl.										

NOT LEGAL FOR SALE IN STATE OF CALIFORNIA  
IN NEW YORK STATE, CONVERTERS LISTED ARE LEGAL FOR FEDERAL/EPA EMISSION VEHICLES ONLY

# Modifications and/or additional parts required.

# DODGE Coronet

(10838) 1976-75 8 CYL. CORONET w/5.9L (360 C.I.D.), 6.6L (400 C.I.D.), 7.2L (440 C.I.D.) ENG., DUAL EXHAUST

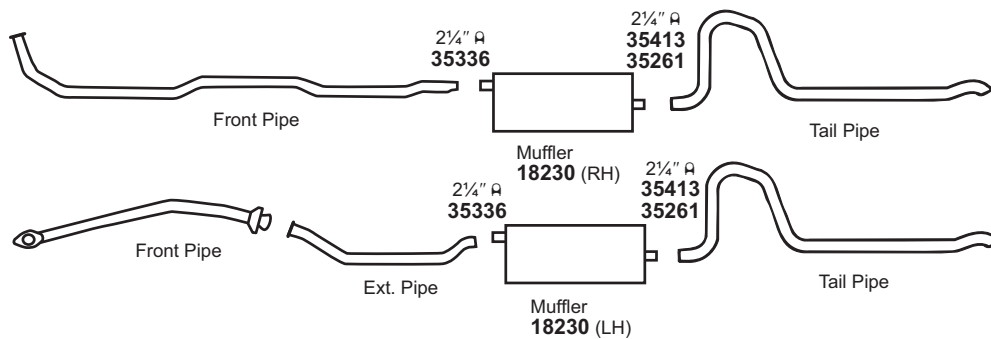


For 18230: Tru-Fit 18113

Univ. SoundFX 17808

Super Turbo 17747#

(10839) 1974-73 8 CYL. CORONET w/5.6L (340 C.I.D.), 5.9L (360 C.I.D.), 6.6L (400 C.I.D.) ENG., 4BBL (EXC. STATION WAGON), DUAL EXHAUST

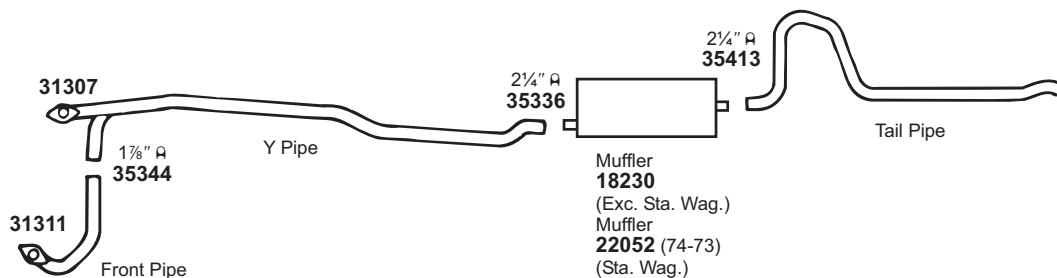


For 18230: Tru-Fit 18113

Univ. SoundFX 17808

Super Turbo 17747#

(10840) 1974-71 8 CYL. CORONET w/5.9L (360 C.I.D.), 6.3L (383 C.I.D.), 6.6L (400 C.I.D.) ENG., 2BBL, SINGLE EXHAUST



For 18230: Tru-Fit 18113

For 22052: SoundFX 18275

Super Turbo 17730#

Univ. SoundFX 17808

Tru-Fit 18101

Super Turbo 17747#

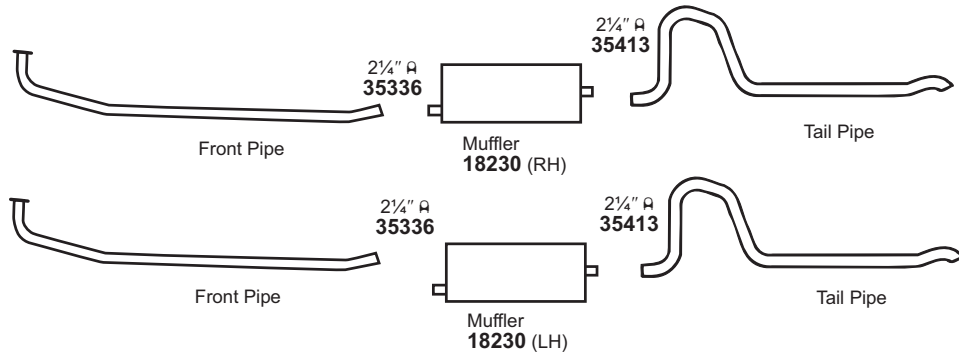
Univ. SoundFX 17840

31307 Gskt.	31311 Gskt.	35125 Brkt.	35261 Insl.										

NOT LEGAL FOR SALE IN STATE OF CALIFORNIA  
IN NEW YORK STATE, CONVERTERS LISTED ARE LEGAL FOR FEDERAL/EPA EMISSION VEHICLES ONLY

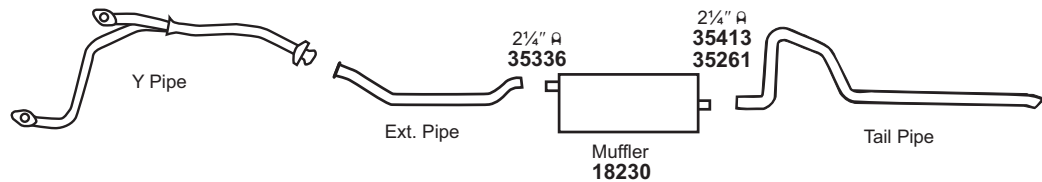
# DODGE Coronet

(10841)	1972-71	8 CYL.	CORONET w/5.6L (340 C.I.D.), 7.2L (440 C.I.D.) ENG., DUAL EXHAUST
	1972-71	8 CYL.	CORONET w/6.3L (383 C.I.D.), 6.6L (400 C.I.D.) ENG., 4BBL, DUAL EXHAUST
	1970-68	8 CYL.	CORONET w/6.3L (383 C.I.D.) ENG., 4BBL, DUAL EXHAUST



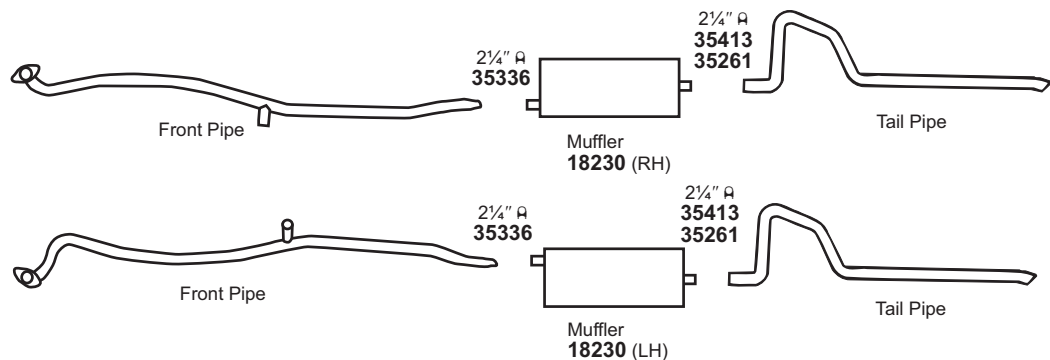
For 18230: Tru-Fit 18113      Univ. SoundFX 17808      Super Turbo 17747#

(10842)	1970-69	8 CYL.	CORONET w/6.3L (383 C.I.D.) ENG.
---------	---------	--------	----------------------------------



For 18230: Tru-Fit 18113      Univ. SoundFX 17808      Super Turbo 17747#

(10843)	1970-68	8 CYL.	CORONET R/T, w/7.0L (426 C.I.D.), 7.2L (440 C.I.D.) ENG.
	1967	8 CYL.	CORONET R/T w/7.0L, 7.2L (426 C.I.D.) ENG.



For 18230: Tru-Fit 18113      Univ. SoundFX 17808      Super Turbo 17747#

35261 Insl.																			
----------------	--	--	--	--	--	--	--	--	--	--	--	--	--	--	--	--	--	--	--

NOT LEGAL FOR SALE IN STATE OF CALIFORNIA  
IN NEW YORK STATE, CONVERTERS LISTED ARE LEGAL FOR FEDERAL/EPA EMISSION VEHICLES ONLY

# Modifications and/or additional parts required.

GENERAL INFORMATION  
PASSENGER CAR  
LIGHT TRUCK

MUFFLER SPECS.  
OPTIONAL MUFFLERS

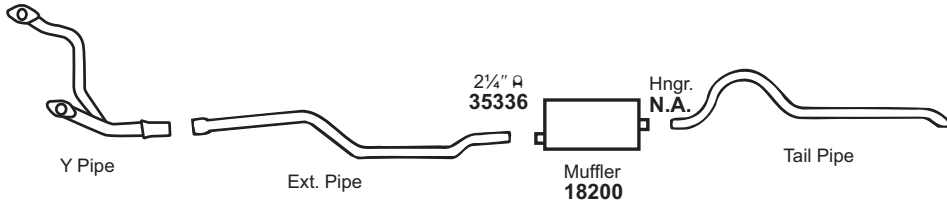
CONVERTER SPECS.

ACCESSORIES

FOOTNOTES

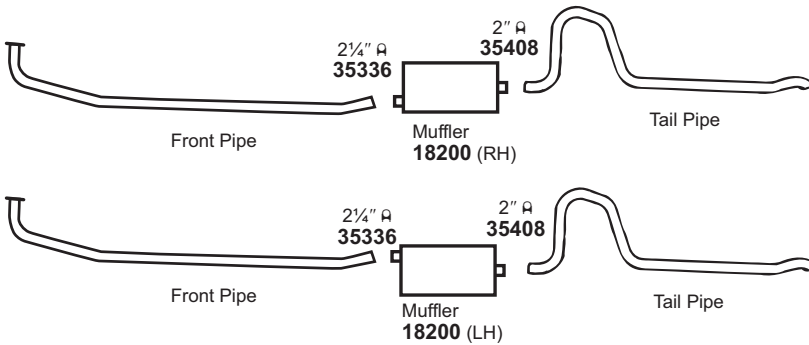
# DODGE Dart

(10844) 1961-60 8 CYL. DART (EXC. HIGH PERFORMANCE ENG. OR RAM MANIFOLD), SINGLE EXHAUST



For 18200: Tru-Fit 18111<sup>61</sup> Univ. SoundFX 17869 Super Turbo 17747#

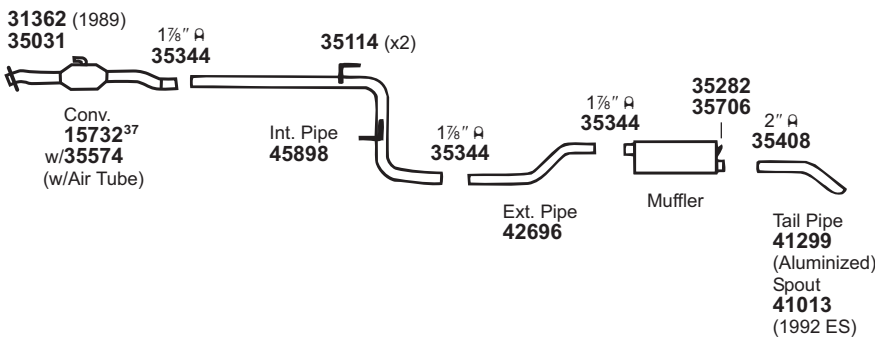
(10845) 1961-60 8 CYL. DART w/HIGH PERFORMANCE ENG. OR RAM MANIFOLD, DUAL EXHAUST



For 18200: Tru-Fit 18111<sup>61</sup> Univ. SoundFX 17869 Super Turbo 17747#

# DODGE Daytona

(10846) 1993-89 4 CYL. DAYTONA w/2.5L ENG. (EXC. TURBO)



**DynoMAX** SYSTEM AVAILABLE, See DynoMax Catalog

For 15732: Univ. Conv. 15031#

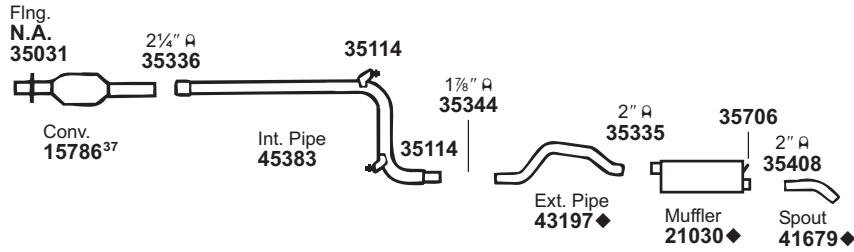
31362 Gskt.	35031 Stud Kit	35114 Insl.	35282 Bolt	35706 Insl.														

NOT LEGAL FOR SALE IN STATE OF CALIFORNIA  
IN NEW YORK STATE, CONVERTERS LISTED ARE LEGAL FOR FEDERAL/EPA EMISSION VEHICLES ONLY

# Modifications and/or additional parts required.  
316 37 Fits All Emissions Vehicles. 61 Cut to fit.

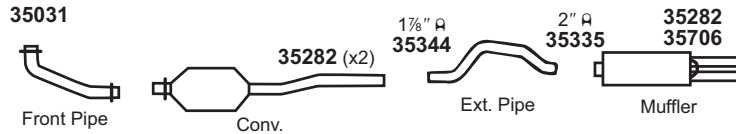
# DODGE Daytona

## (10847) 1993-92 6 CYL. DAYTONA w/3.0L ENG.

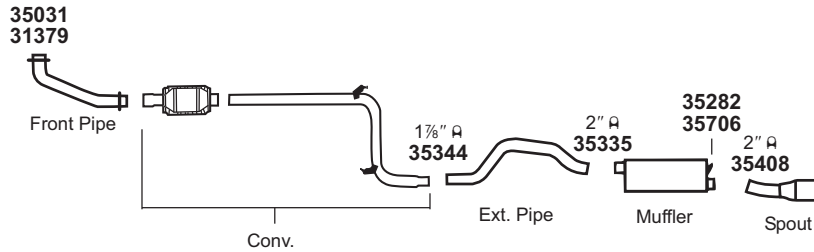


For 15786: Univ. Conv. 15037#

## (10848) 1991-90 6 CYL. DAYTONA w/3.0L ENG.

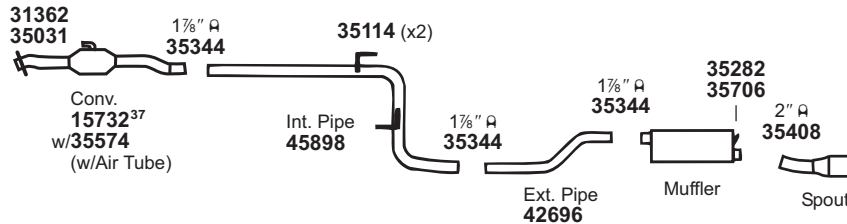


## (10849) 1988-87 4 CYL. DAYTONA w/2.2L TURBO ENG.



**DYNOMAX** SYSTEM AVAILABLE, See DynoMax Catalog

## (10850) 1988-86 4 CYL. DAYTONA w/2.2L (EXC. TURBO), 2.5L ENG.



**DYNOMAX** SYSTEM AVAILABLE, See DynoMax Catalog

For 15732: Univ. Conv. 15031#

31362 Gskt.	31379 Gskt.	35031 Stud Kit	35114 Insl.	35282 Bolt	35706 Insl.										

NOT LEGAL FOR SALE IN STATE OF CALIFORNIA  
IN NEW YORK STATE, CONVERTERS LISTED ARE LEGAL FOR FEDERAL/EPA EMISSION VEHICLES ONLY

◆ If welded assembly, replace all required parts.  
# Modifications and/or additional parts required.

37 Fits All Emissions Vehicles.

GENERAL INFORMATION

PASSENGER CAR

LIGHT TRUCK

MUFFLER SPECS.

OPTIONAL MUFFLERS

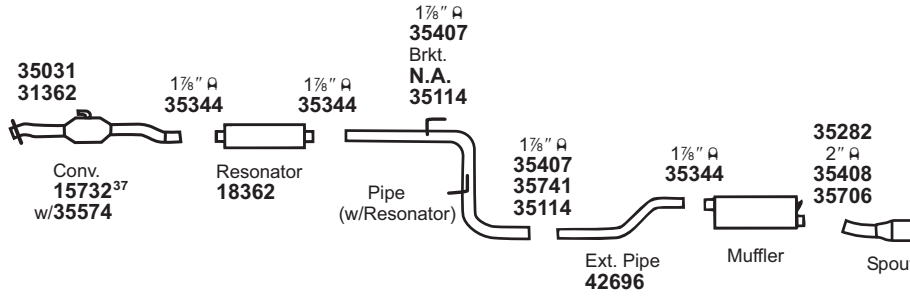
CONVERTER SPECS.

ACCESSORIES

FOOTNOTES

# DODGE Daytona

(10851) 1985-84 4 CYL. DAYTONA w/2.2L (EXC. TURBO)

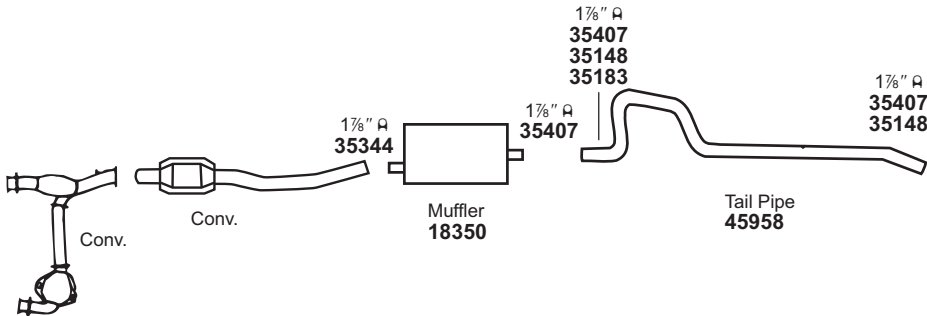


**DYNOMAX** SYSTEM AVAILABLE, See DynoMax Catalog

For 15732: Univ. Conv. 15031#  
 For 18362: Univ. SoundFX 17823#

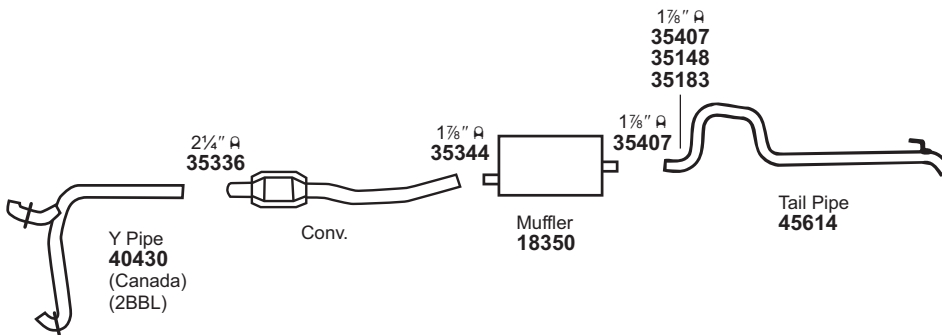
# DODGE Diplomat

(10852) 1989-87 8 CYL. DIPLOMAT w/5.2L ENG., 2BBL



For 18350: Tru-Fit 18178      Univ. SoundFX 17817#      Super Turbo 17763<sup>576</sup>

(10853) 1986-84 8 CYL. DIPLOMAT w/5.2L ENG., 2BBL  
 1983-81 8 CYL. DIPLOMAT w/5.2L ENG., 2BBL, 4BBL



For 18350: Tru-Fit 18178      Univ. SoundFX 17817#      Super Turbo 17763<sup>576</sup>

31362 Gskt.	35031 Stud Kit	35114 Insl.	35148 Brkt.	35183 Insl.	35282 Bolt	35706 Insl.	35741 Brkt.								

NOT LEGAL FOR SALE IN STATE OF CALIFORNIA  
 IN NEW YORK STATE, CONVERTERS LISTED ARE LEGAL FOR FEDERAL/EPA EMISSION VEHICLES ONLY

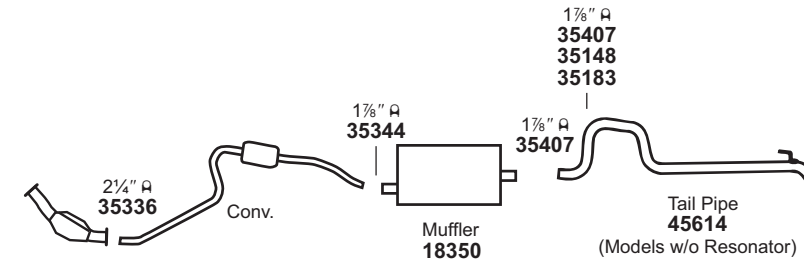
318 # Modifications and/or additional parts required.  
 37 Fits All Emissions Vehicles.

576 For installation instructions and additional parts required, see the Cross Reference Chart in the Master Catalog.



# DODGE Diplomat

(10854) 1983-79 6 CYL. DIPLOMAT w/3.7L ENG.



Conv. (83-80)

For 18350: Tru-Fit 18178

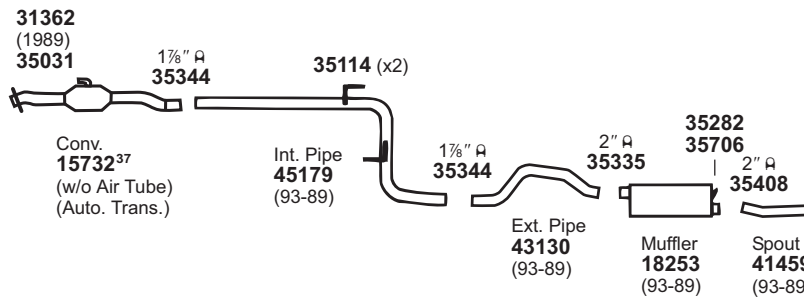
Univ. SoundFX 17817#

Super Turbo 17763<sup>576</sup>

## DODGE Durango (See Truck Section)

## DODGE Dynasty

(10855) 1993-88 4 CYL. DYNASTY w/2.5L ENG.

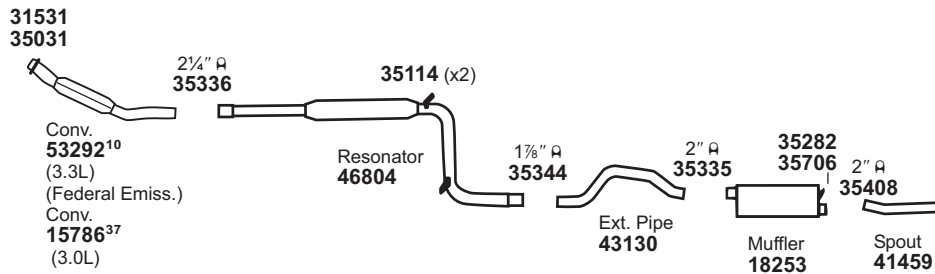


For 15732: Univ. Conv. 15031#

For 18253: Tru-Fit 18169

Univ. SoundFX 17848

(10856) 1993-92 6 CYL. DYNASTY w/3.0L, 3.3L ENG.



For 15786: Univ. Conv. 15037#

For 18253: Tru-Fit 18169

For 53292: Univ. Conv. 15037#

Univ. SoundFX 17848

31362 Gskt.	31531 Gskt.	35031 Stud Kit	35114 Insl.	35148 Brkt.	35183 Insl.	35282 Bolt	35706 Insl.											

NOT LEGAL FOR SALE IN STATE OF CALIFORNIA  
IN NEW YORK STATE, CONVERTERS LISTED ARE LEGAL FOR FEDERAL/EPA EMISSION VEHICLES ONLY

# Modifications and/or additional parts required.

10 Fits Federal/EPA Emission Vehicles.

37 Fits All Emissions Vehicles.

576 For installation instructions and additional parts required, see the Cross Reference Chart in the Master Catalog.

GENERAL INFORMATION

PASSENGER CAR

LIGHT TRUCK

MUFFLER SPECS.

OPTIONAL MUFFLERS

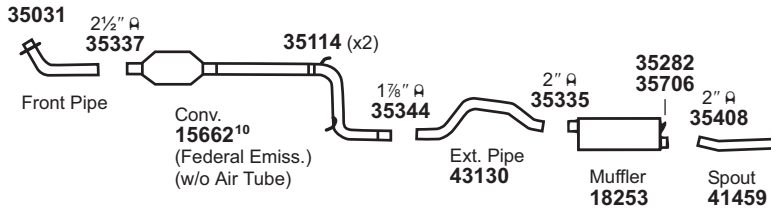
CONVERTER SPECS.

ACCESSORIES

FOOTNOTES

# DODGE Dynasty

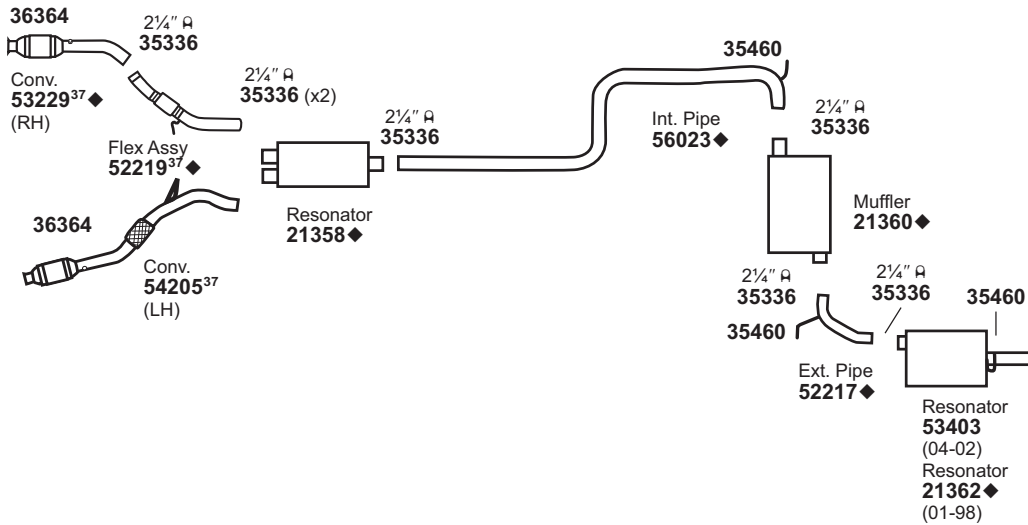
(10857) 1991-90 6 CYL. DYNASTY w/3.3L ENG.  
 1991-88 6 CYL. DYNASTY w/3.0L ENG.



For 15662: Univ. Conv. 15038#  
 For 18253: Tru-Fit 18169 Univ. SoundFX 17848

# DODGE Intrepid

(10858) 2004-98 6 CYL. INTREPID, ES, SE w/2.7L ENG.



For 21358: SoundFX 18926  
 For 21360: SoundFX 18912 Super Turbo 17732#  
 For 21362: Super Turbo 17731# Ultra Flo SS 17282#  
 For 53229: Univ. Conv. 93252#  
 For 54205: Univ. Conv. 93252#

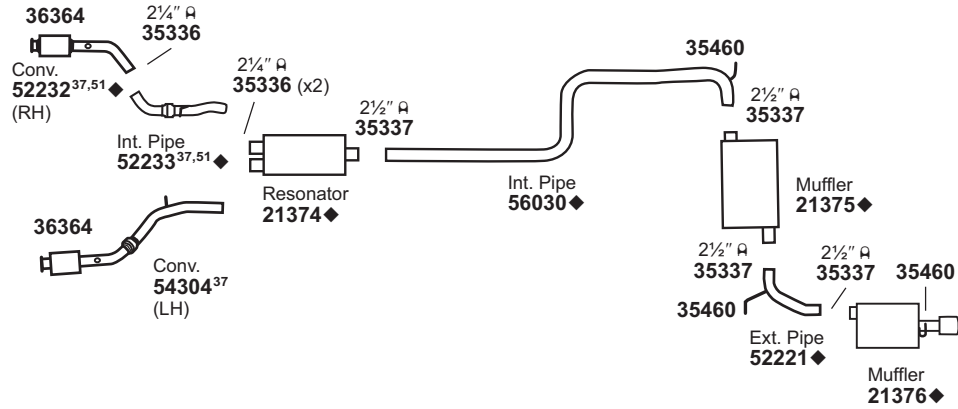
35031 Stud Kit 	35114 Insl. 	35282 Bolt 	35460 Insl. 	35706 Insl. 	36364 Clmp. 														
-----------------------	--------------------	-------------------	--------------------	--------------------	--------------------	--	--	--	--	--	--	--	--	--	--	--	--	--	--

NOT LEGAL FOR SALE IN STATE OF CALIFORNIA  
 IN NEW YORK STATE, CONVERTERS LISTED ARE LEGAL FOR FEDERAL/EPA EMISSION VEHICLES ONLY

320 ◆ If welded assembly, replace all required parts.  
 # Modifications and/or additional parts required.  
 10 Fits Federal/EPA Emission Vehicles.  
 37 Fits All Emissions Vehicles.

# DODGE Intrepid

(10859) 2001-98 6 CYL. INTREPID w/3.2L ENG.

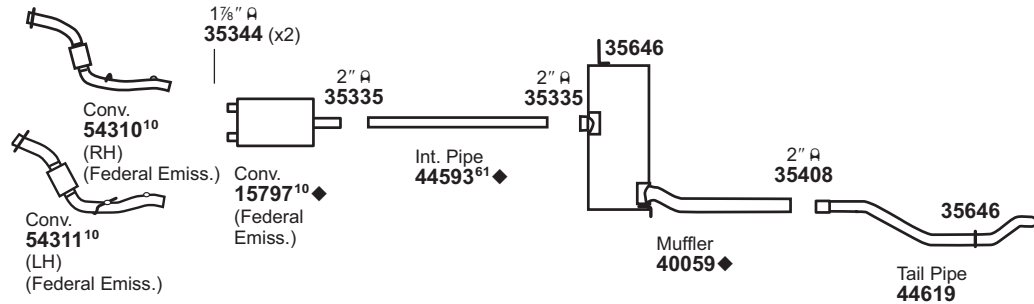


For 21374: SoundFX 18925  
 For 21375: SoundFX 18920  
 For 52232: Univ. Conv. 93252#  
 For 54304: Univ. Conv. 93252#

Super Turbo 17734#

Ultra Flo SS 17258<sup>576</sup>

(10860) 1997-96 6 CYL. INTREPID w/3.3L ENG.



For 15797: Univ. Conv. 93322#  
 For 54310: Univ. Conv. 93270#  
 For 54311: Univ. Conv. 93270#

35460 Insl.	35646 Insl.	36364 Clmp.											
----------------	----------------	----------------	--	--	--	--	--	--	--	--	--	--	--

NOT LEGAL FOR SALE IN STATE OF CALIFORNIA  
 IN NEW YORK STATE, CONVERTERS LISTED ARE LEGAL FOR FEDERAL/EPA EMISSION VEHICLES ONLY

- ◆ If welded assembly, replace all required parts.
- # Modifications and/or additional parts required.
- 10 Fits Federal/EPA Emission Vehicles.
- 37 Fits All Emissions Vehicles.

- 51 Both parts required.
- 61 Cut to fit.
- 576 For installation instructions and additional parts required, see the Cross Reference Chart in the Master Catalog.

GENERAL INFORMATION

PASSENGER CAR

LIGHT TRUCK

MUFFLER SPECS.

OPTIONAL MUFFLERS

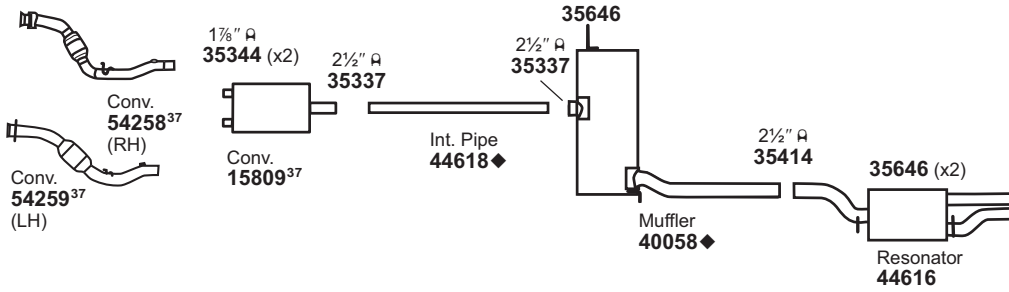
CONVERTER SPECS.

ACCESSORIES

FOOTNOTES

# DODGE Intrepid

(10861) 1997-96 6 CYL. INTREPID w/3.5L ENG.



NOTE: To connect pipe 44618 to O.E. converter:

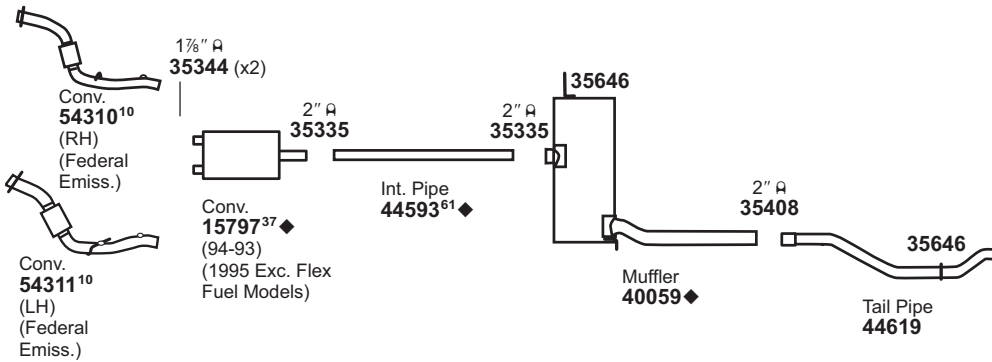
- 1) Cut original pipe 4" downstream of pipe-to-converter weld.
- 2) Overlap 44618 onto the remaining stub on converter outlet.

For 15809: Univ. Conv. 93322#

For 54258: Univ. Conv. 93252#

For 54259: Univ. Conv. 93252#

(10862) 1995-93 6 CYL. INTREPID w/3.3L ENG.



For 15797: Univ. Conv. 93322#

For 54310: Univ. Conv. 93270#

For 54311: Univ. Conv. 93270#

35646 Insl.																			
----------------	--	--	--	--	--	--	--	--	--	--	--	--	--	--	--	--	--	--	--

NOT LEGAL FOR SALE IN STATE OF CALIFORNIA  
IN NEW YORK STATE, CONVERTERS LISTED ARE LEGAL FOR FEDERAL/EPA EMISSION VEHICLES ONLY

◆ If welded assembly, replace all required parts.

# Modifications and/or additional parts required.

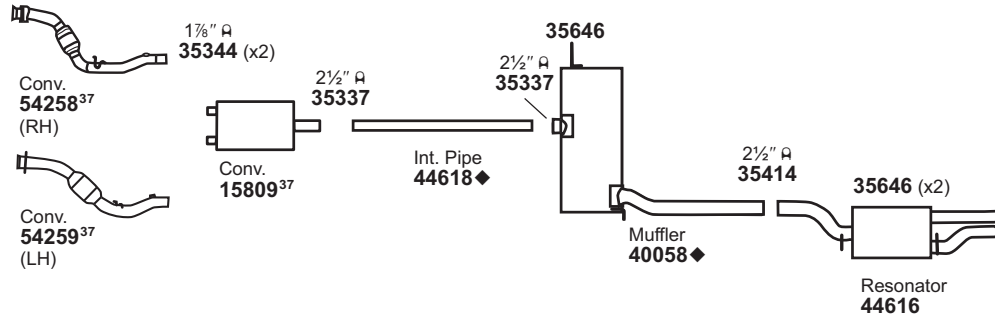
10 Fits Federal/EPA Emission Vehicles.

37 Fits All Emissions Vehicles.

61 Cut to fit.

# DODGE Intrepid

(10863) 1995-93 6 CYL. INTREPID w/3.5L ENG.



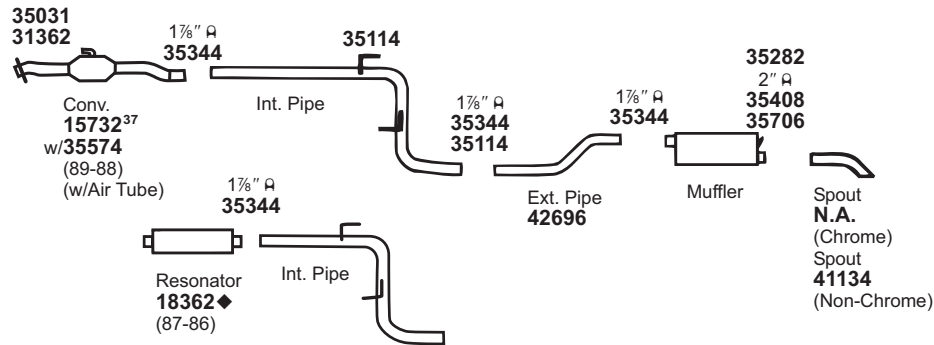
**NOTE:** To connect pipe 44618 to O.E. converter:  
 1) Cut original pipe 4" downstream of pipe-to-converter weld.  
 2) Overlap 44618 onto the remaining stub on converter outlet.

For 15809: Univ. Conv. 93322#  
 For 54258: Univ. Conv. 93252#  
 For 54259: Univ. Conv. 93252#

GENERAL INFORMATION  
 PASSENGER CAR  
 LIGHT TRUCK

# DODGE Lancer

(10864) 1989-86 4 CYL. LANCER w/2.2L, 2.5L ENG. (EXC. TURBO)

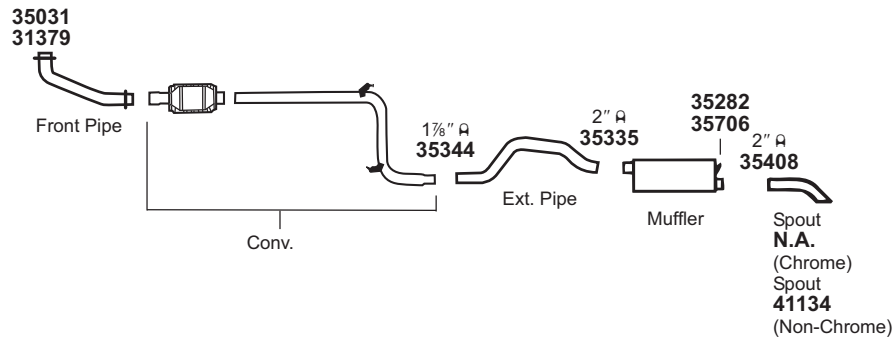


**DYNOMAX** SYSTEM AVAILABLE, See DynoMax Catalog

For 15732: Univ. Conv. 15031#  
 For 18362: Univ. SoundFX 17823#

MUFFLER SPECS.  
 OPTIONAL MUFFLERS  
 CONVERTER SPECS.

(10865) 1988-87 4 CYL. LANCER w/2.2L TURBO ENG. (EXC. PACIFICA PKG.)



**DYNOMAX** SYSTEM AVAILABLE, See DynoMax Catalog

ACCESSORIES  
 FOOTNOTES

31362 Gskt.	31379 Gskt.	35031 Stud Kit	35114 Insl.	35282 Bolt	35646 Insl.	35706 Insl.								

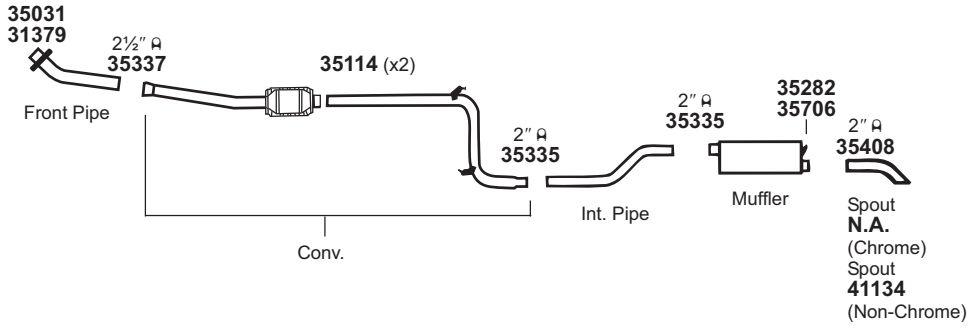
NOT LEGAL FOR SALE IN STATE OF CALIFORNIA  
 IN NEW YORK STATE, CONVERTERS LISTED ARE LEGAL FOR FEDERAL/EPA EMISSION VEHICLES ONLY

◆ If welded assembly, replace all required parts.  
 # Modifications and/or additional parts required.

37 Fits All Emissions Vehicles.

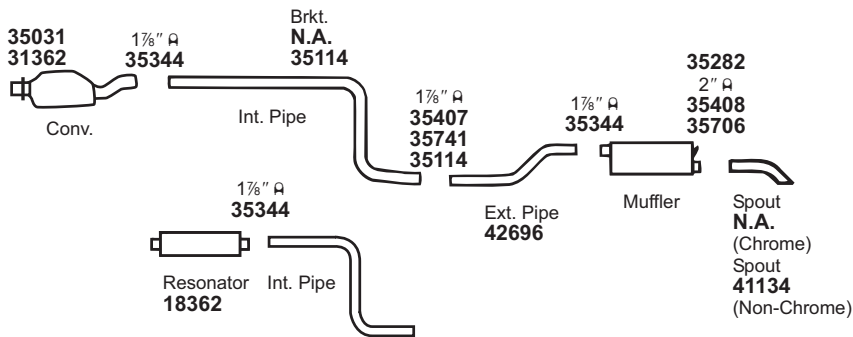
# DODGE Lancer

(10866) 1986 4 CYL. LANCER w/2.2L TURBO ENG.



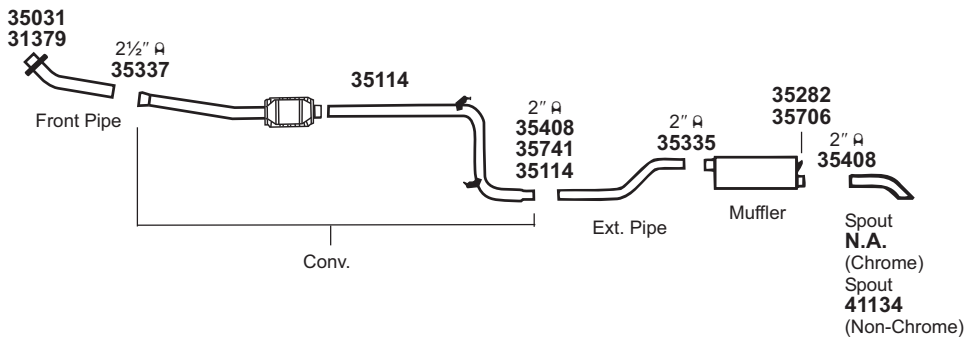
**DYNOMAX** SYSTEM AVAILABLE, See DynoMax Catalog

(10867) 1985 4 CYL. LANCER w/2.2L (EXC. TURBO)



For 18362: Univ. SoundFX 17823#

(10868) 1985 4 CYL. LANCER w/2.2L TURBO ENG.

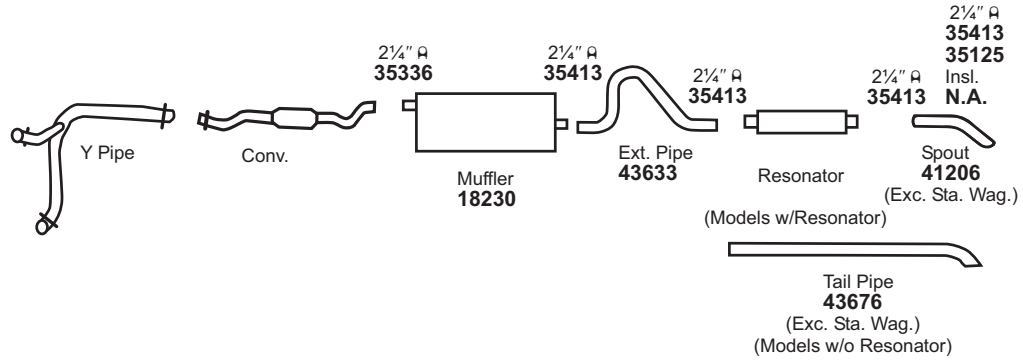


31362 Gskt.	31379 Gskt.	35031 Stud Kit	35114 Insl.	35282 Bolt	35706 Insl.	35741 Brkt.							

NOT LEGAL FOR SALE IN STATE OF CALIFORNIA  
IN NEW YORK STATE, CONVERTERS LISTED ARE LEGAL FOR FEDERAL/EPA EMISSION VEHICLES ONLY

# DODGE Magnum

(10869) 1978 8 CYL. MAGNUM w/5.2L (318 C.I.D.), 5.9L (360 C.I.D.), 6.6L (400 C.I.D.) ENG.

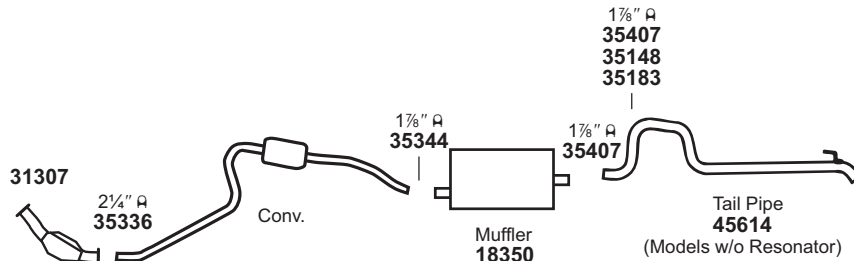


For 18230: Tru-Fit 18113 Univ. SoundFX 17808 Super Turbo 17747#

GENERAL INFORMATION  
PASSENGER CAR  
LIGHT TRUCK

# DODGE Mirada

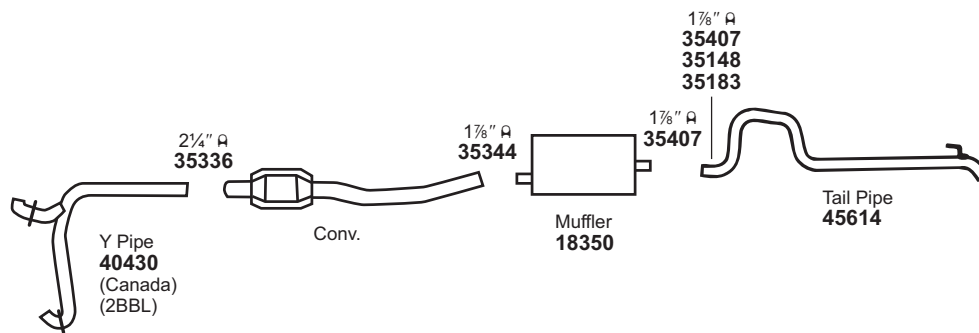
(10870) 1983-81 6 CYL. MIRADA w/3.7L ENG.



For 18350: Tru-Fit 18178 Univ. SoundFX 17817# Super Turbo 17763<sup>576</sup>

MUFFLER SPECS.  
OPTIONAL MUFFLERS  
CONVERTER SPECS.

(10871) 1983-81 8 CYL. MIRADA w/5.2L ENG., 2BBL, 4BBL



For 18350: Tru-Fit 18178 Univ. SoundFX 17817# Super Turbo 17763<sup>576</sup>

ACCESSORIES  
FOOTNOTES

31307 Gskt.	35125 Brkt.	35148 Brkt.	35183 Insl.										

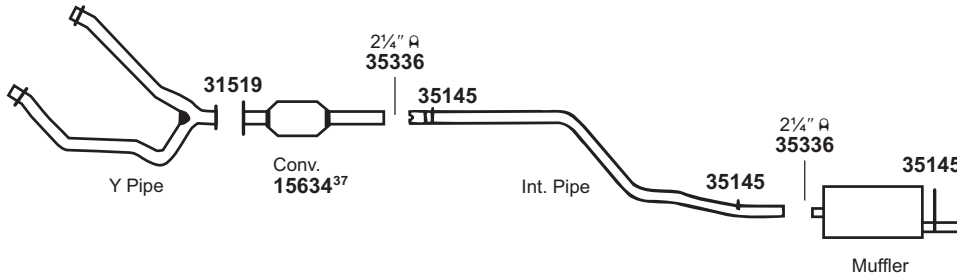
NOT LEGAL FOR SALE IN STATE OF CALIFORNIA  
IN NEW YORK STATE, CONVERTERS LISTED ARE LEGAL FOR FEDERAL/EPA EMISSION VEHICLES ONLY

# Modifications and/or additional parts required.

576 For installation instructions and additional parts required, see the Cross Reference Chart in the Master Catalog.

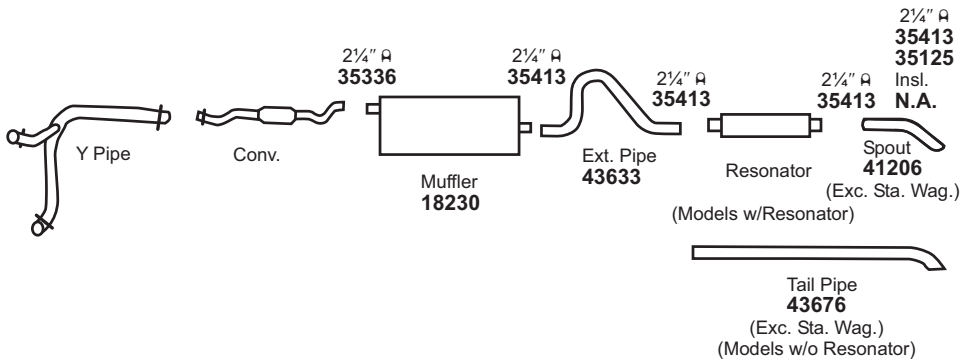
# DODGE Monaco

(10872) 1992-90 6 CYL. MONACO w/3.0L ENG.



For 15634: Univ. Conv. 15042#

(10873) 1978-77 8 CYL. MONACO, BROUGHAM w/5.2L (318 C.I.D.), 5.9L (360 C.I.D.), 6.6L (400 C.I.D.) ENG.

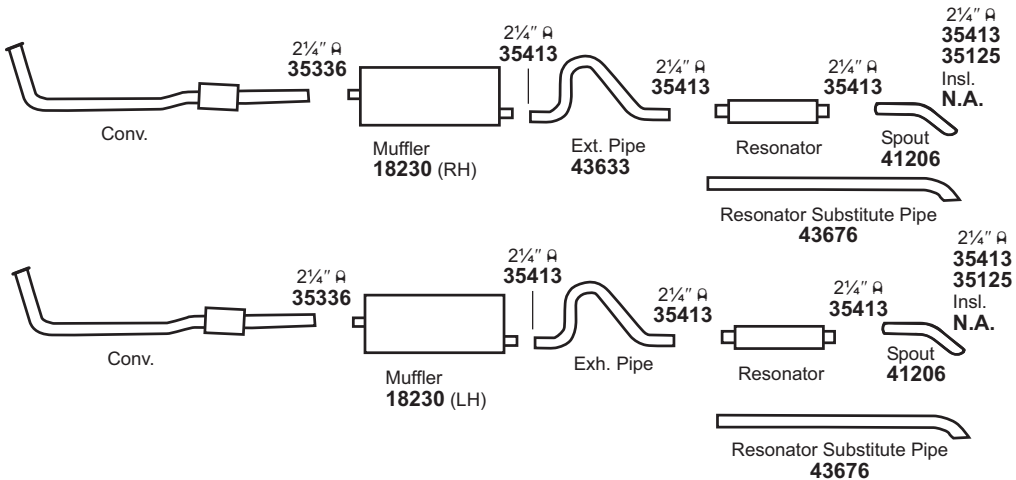


For 18230: Tru-Fit 18113

Univ. SoundFX 17808

Super Turbo 17747#

(10874) 1978-77 8 CYL. MONACO w/7.2L (440 C.I.D.) ENG.



For 18230: Tru-Fit 18113

Univ. SoundFX 17808

Super Turbo 17747#

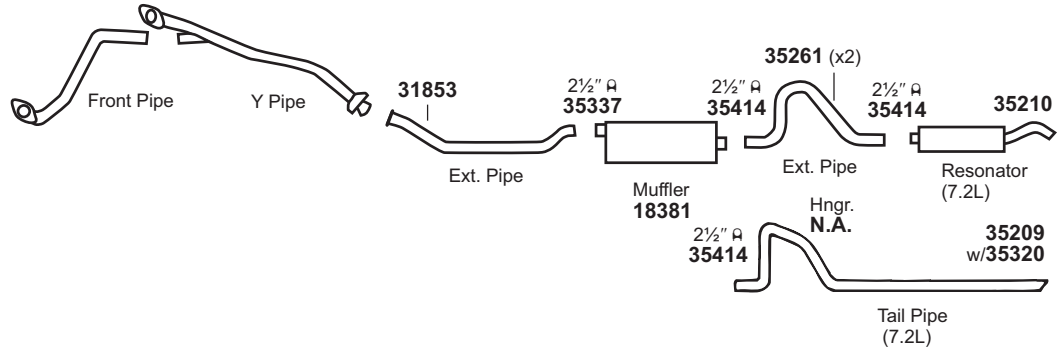
31519 Gskt.	35125 Brkt.	35145 Insl.											

NOT LEGAL FOR SALE IN STATE OF CALIFORNIA  
IN NEW YORK STATE, CONVERTERS LISTED ARE LEGAL FOR FEDERAL/EPA EMISSION VEHICLES ONLY



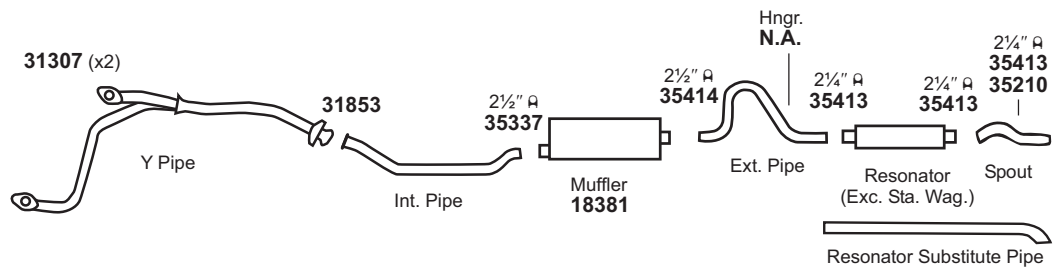
# DODGE Monaco

(10875) 1974 8 CYL. MONACO, MONACO STATION WAGON w/7.2L (440 C.I.D.) ENG.  
 1973-72 8 CYL. MONACO STATION WAGON w/6.6L (400 C.I.D.) ENG., 4BBL



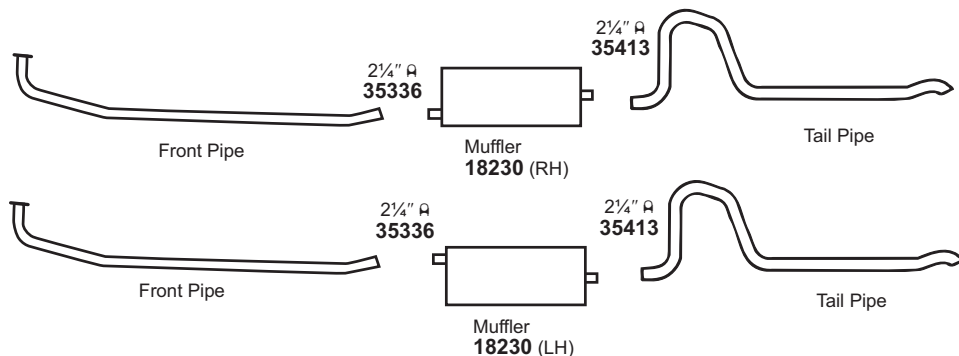
For 18381: Tru-Fit 18112<sup>506</sup> Ultra Flo SS 17289# Univ. SoundFX 17827# Super Turbo 17748#

(10876) 1973-72 8 CYL. MONACO w/7.2L ENG., SINGLE EXHAUST  
 1971 8 CYL. MONACO STATION WAGON w/6.3L (383 C.I.D.), 7.2L (440 C.I.D.) ENG., 4BBL, SINGLE EXHAUST



For 18381: Tru-Fit 18112<sup>506</sup> Ultra Flo SS 17289# Univ. SoundFX 17827# Super Turbo 17748#

(10877) 1972 8 CYL. MONACO w/7.2L (440 C.I.D.) ENG., 4BBL, DUAL EXHAUST



For 18230: Tru-Fit 18113 Univ. SoundFX 17808 Super Turbo 17747#

31307 Gskt.	31853 Flng.	35209 Hngr.	35210 Hngr.	35261 Insl.	35320 Clmp.								

NOT LEGAL FOR SALE IN STATE OF CALIFORNIA  
 IN NEW YORK STATE, CONVERTERS LISTED ARE LEGAL FOR FEDERAL/EPA EMISSION VEHICLES ONLY

# Modifications and/or additional parts required.

506 Requires 41962 Bushing & (1) Extra 35413 (2 1/4") Clamp.

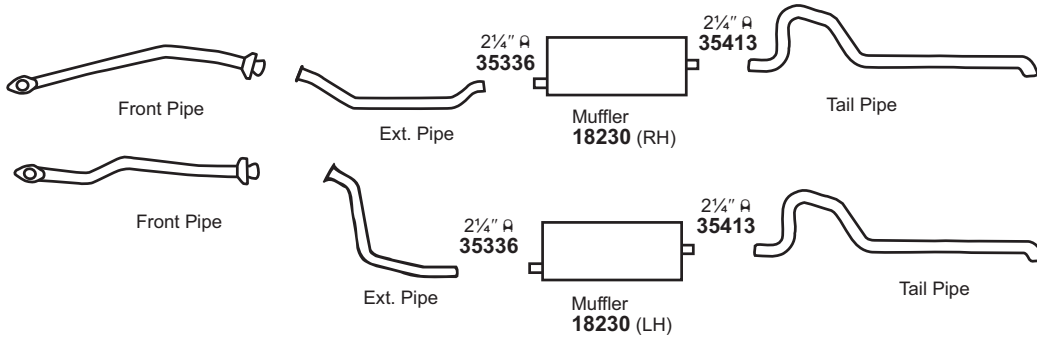
GENERAL INFORMATION  
 PASSENGER CAR  
 LIGHT TRUCK

MUFFLER SPECS.  
 OPTIONAL MUFFLERS  
 CONVERTER SPECS.

ACCESSORIES  
 FOOTNOTES

# DODGE Monaco

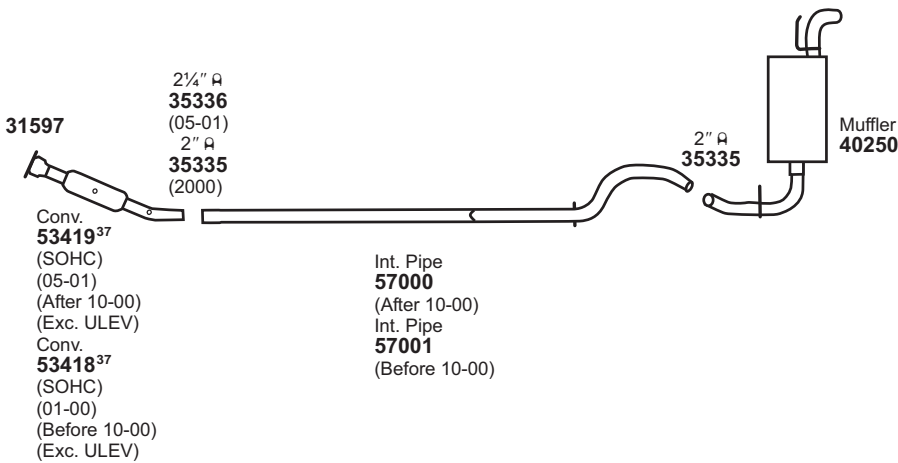
(10878) 1969 8 CYL. MONACO w/7.2L (440 C.I.D.) HIGH PERFORMANCE ENG. (EXC. STATION WAGON)



For 18230: Tru-Fit 18113                      Univ. SoundFX 17808                      Super Turbo 17747#

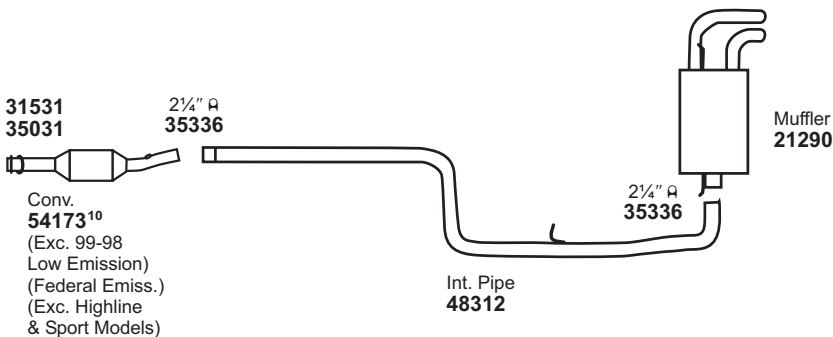
# DODGE Neon

(10879) 2005-00 4 CYL. NEON SE, ACR, SXT, ES w/2.0L ENG.



For 40250: SoundFX 18896  
 For 53418: Univ. Conv. 93268#  
 For 53419: Univ. Conv. 93268#

(10880) 1999-96 4 CYL. NEON w/2.0L ENG., DOHC



For 21290: SoundFX 18917                      Tru-Fit 18113#  
 For 54173: Univ. Conv. 93238#

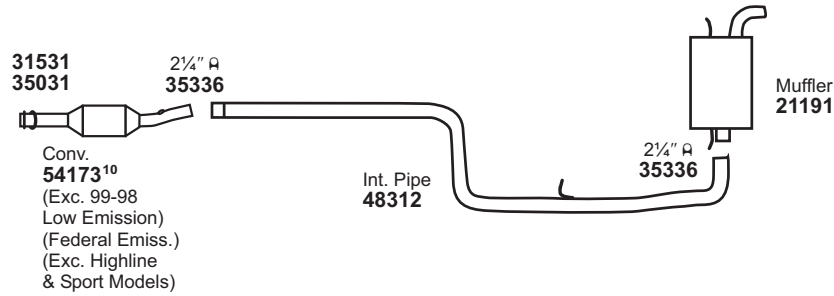
31531 Gskt.	31597 Gskt.	35031 Stud Kit																	

NOT LEGAL FOR SALE IN STATE OF CALIFORNIA  
 IN NEW YORK STATE, CONVERTERS LISTED ARE LEGAL FOR FEDERAL/EPA EMISSION VEHICLES ONLY

328 # Modifications and/or additional parts required.                      10 Fits Federal/EPA Emission Vehicles.                      37 Fits All Emissions Vehicles.

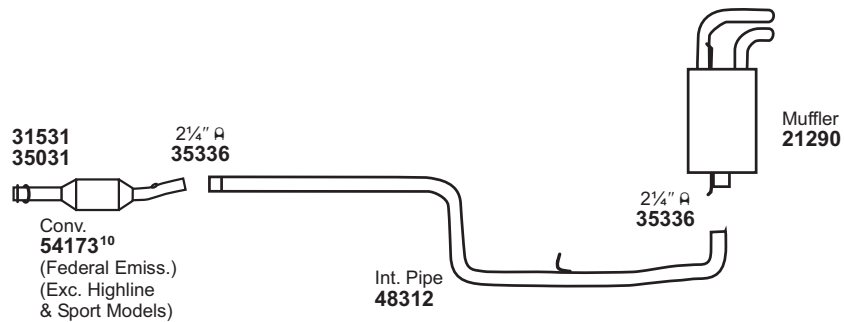
# DODGE Neon

(10881) 1999-96 4 CYL. NEON w/2.0L ENG., SOHC



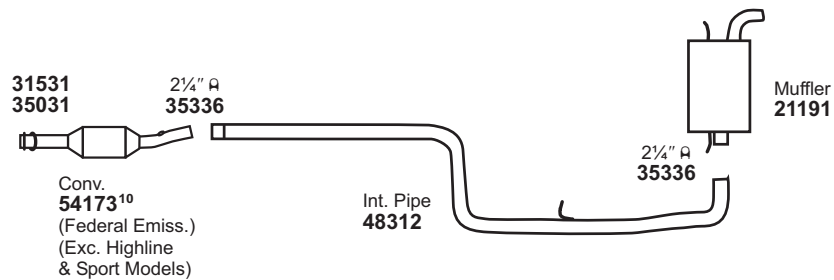
For 21191: SoundFX 18465 Tru-Fit 18113#  
For 54173: Univ. Conv. 93238#

(10882) 1995 4 CYL. NEON w/2.0L ENG., DOHC



For 21290: SoundFX 18917 Tru-Fit 18113#  
For 54173: Univ. Conv. 93238#

(10883) 1995 4 CYL. NEON w/2.0L ENG., SOHC



For 21191: SoundFX 18465 Tru-Fit 18113#  
For 54173: Univ. Conv. 93238#

31531 Gskt. 	35031 Stud Kit 																			
---	--	--	--	--	--	--	--	--	--	--	--	--	--	--	--	--	--	--	--	--

NOT LEGAL FOR SALE IN STATE OF CALIFORNIA  
IN NEW YORK STATE, CONVERTERS LISTED ARE LEGAL FOR FEDERAL/EPA EMISSION VEHICLES ONLY

GENERAL INFORMATION

PASSENGER CAR

LIGHT TRUCK

MUFFLER SPECS.

OPTIONAL MUFFLERS

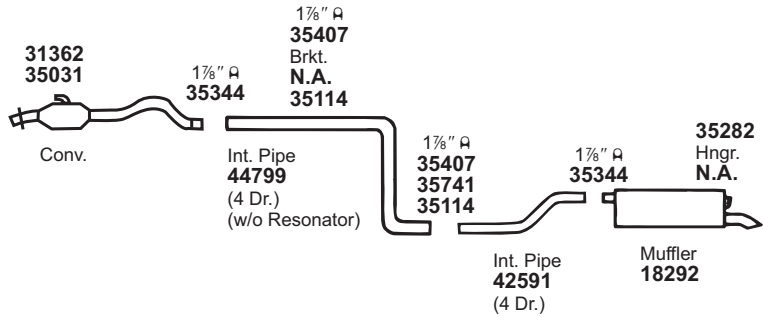
CONVERTER SPECS.

ACCESSORIES

FOOTNOTES

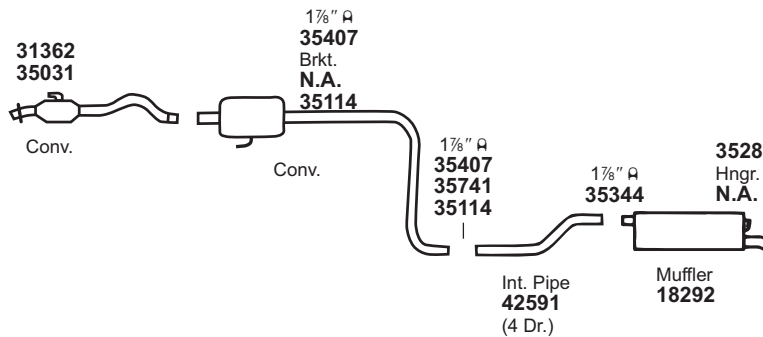
# DODGE Omni

(10884) 1990-84 4 CYL. OMNI w/1.6L, 2.2L ENG. (EXC. TURBO)  
 1983 4 CYL. OMNI w/2.2L ENG.



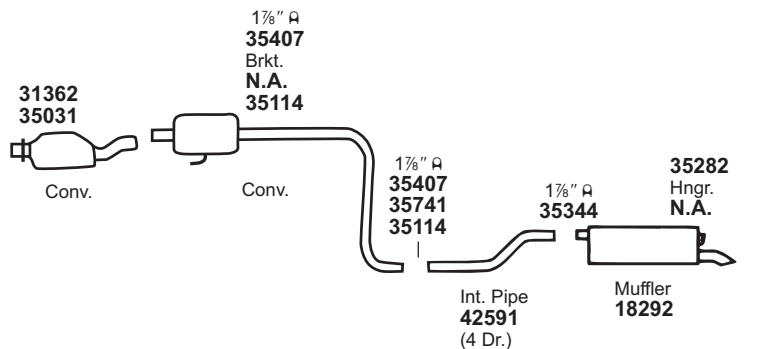
For 18292: Tru-Fit 18179      Univ. SoundFX 17847      Super Turbo 17742#

(10885) 1983 4 CYL. OMNI w/1.6L ENG.



For 18292: Tru-Fit 18179      Univ. SoundFX 17847      Super Turbo 17742#

(10886) 1982-81 4 CYL. OMNI, OMNI-024 w/2.2L ENG.



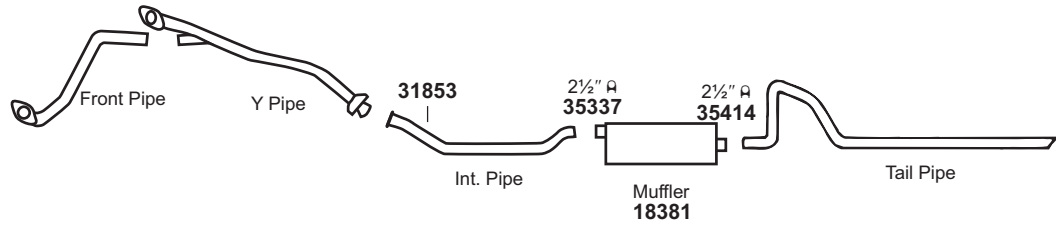
For 18292: Tru-Fit 18179      Univ. SoundFX 17847      Super Turbo 17742#

31362 Gskt.	35031 Stud Kit	35114 Insl.	35282 Bolt	35741 Brkt.									

NOT LEGAL FOR SALE IN STATE OF CALIFORNIA  
 IN NEW YORK STATE, CONVERTERS LISTED ARE LEGAL FOR FEDERAL/EPA EMISSION VEHICLES ONLY

# DODGE Polara

(10887) 1973-72 8 CYL. POLARA STATION WAGON w/6.6L (383 C.I.D.) ENG., 4BBL

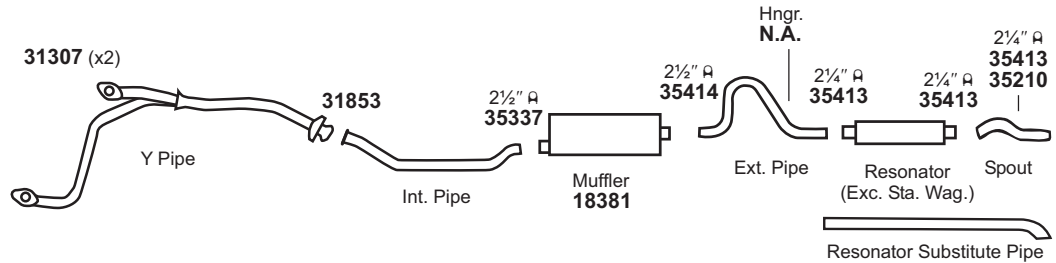


For 18381: Tru-Fit 18112<sup>506</sup>  
Ultra Flo SS 17289#      Univ. SoundFX 17827#      Super Turbo 17748#

GENERAL INFORMATION

PASSENGER CAR

(10888) 1973-72 8 CYL. POLARA w/7.2L (440 C.I.D.) ENG., SINGLE EXHAUST  
1971 8 CYL. POLARA STATION WAGON w/6.3L (383 C.I.D.), 7.2L (440 C.I.D.) ENG., 4BBL



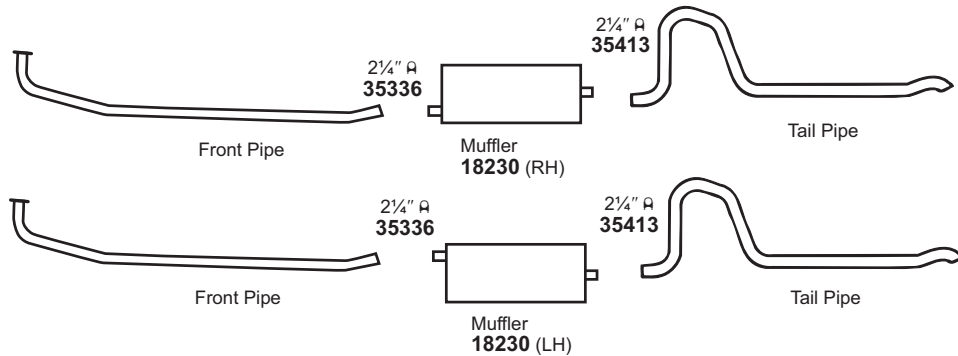
For 18381: Tru-Fit 18112<sup>506</sup>  
Ultra Flo SS 17289#      Univ. SoundFX 17827#      Super Turbo 17748#

LIGHT TRUCK

MUFFLER SPECS.

OPTIONAL MUFFLERS

(10889) 1972 8 CYL. POLARA w/7.2L (440 C.I.D.) ENG., 4BBL, DUAL EXHAUST



For 18230: Tru-Fit 18113      Univ. SoundFX 17808      Super Turbo 17747#

CONVERTER SPECS.

ACCESSORIES

FOOTNOTES

31307 Gskt. 	31853 Fing. 	35210 Hngr. 											
--------------------	--------------------	--------------------	--	--	--	--	--	--	--	--	--	--	--

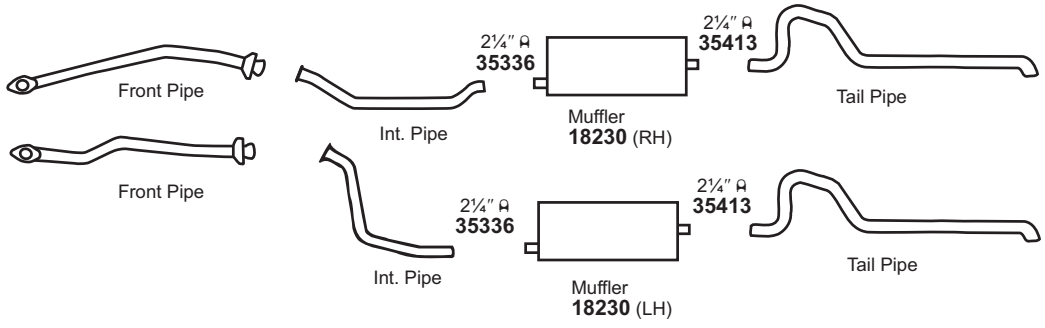
NOT LEGAL FOR SALE IN STATE OF CALIFORNIA  
IN NEW YORK STATE, CONVERTERS LISTED ARE LEGAL FOR FEDERAL/EPA EMISSION VEHICLES ONLY

# Modifications and/or additional parts required.

506 Requires 41962 Bushing & (1) Extra 35413 (2 1/4") Clamp.

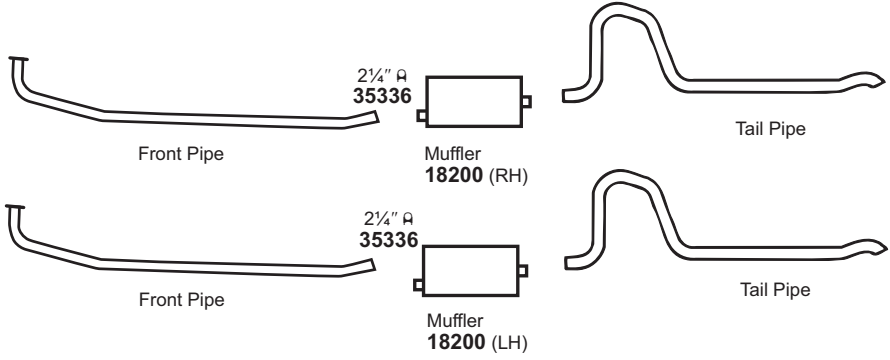
# DODGE Polara

(10890) 1969 8 CYL. POLARA w/7.2L (440 C.I.D.) HIGH PERFORMANCE ENG. (EXC. STATION WAGON)



For 18230: Tru-Fit 18113 Univ. SoundFX 17808 Super Turbo 17747#

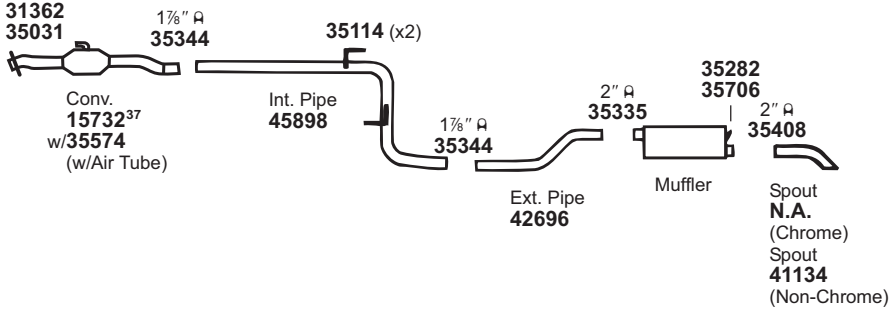
(10891) 1963 8 CYL. TA3, VA3 CUSTOM 880, POLICE w/6.8L (413 C.I.D.) ENG. (EXC. STATION WAGON)  
 1961 8 CYL. RD1-L POLARA w/HIGH PERFORMANCE ENG. OR RAM MANIFOLD  
 1960 8 CYL. PD1-L MATADOR, PD2-H POLARA w/RAM MANIFOLD



For 18200: Tru-Fit 18111<sup>61</sup> Univ. SoundFX 17869 Super Turbo 17747#

# DODGE Shadow

(10892) 1994-87 4 CYL. SHADOW w/2.2L ENG. (EXC. TURBO)  
 1994-88 4 CYL. SHADOW w/2.5L ENG. (EXC. TURBO)



**DynoMax** SYSTEM AVAILABLE, See DynoMax Catalog

For 15732: Univ. Conv. 15031#

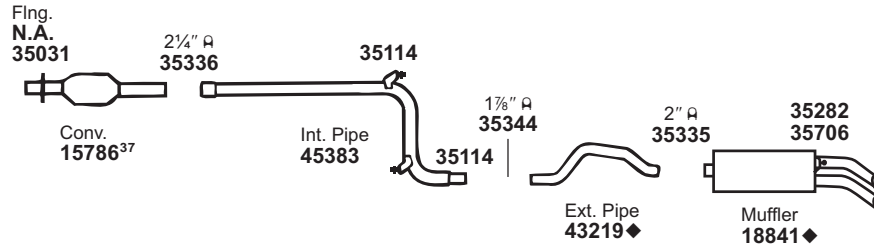
31362 Gskt.	35031 Stud Kit	35114 Insl.	35282 Bolt	35706 Insl.														

NOT LEGAL FOR SALE IN STATE OF CALIFORNIA  
 IN NEW YORK STATE, CONVERTERS LISTED ARE LEGAL FOR FEDERAL/EPA EMISSION VEHICLES ONLY

332 # Modifications and/or additional parts required.  
 37 Fits All Emissions Vehicles.  
 61 Cut to fit.

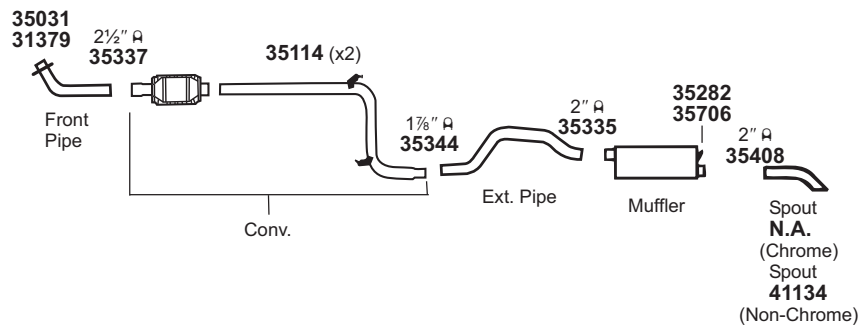
# DODGE Shadow

(10893) 1994-93 6 CYL. SHADOW w/3.0L ENG.



For 15786: Univ. Conv. 15037#

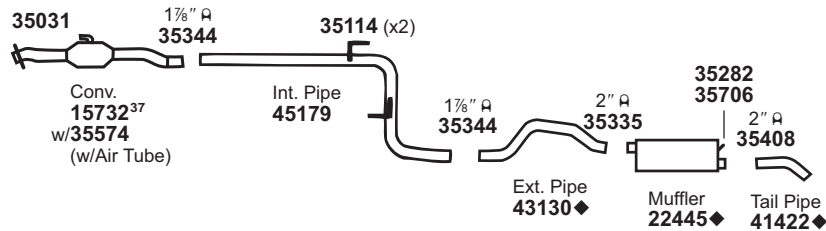
(10894) 1988-87 4 CYL. SHADOW w/2.2L TURBO ENG.



**DYNOMAX** SYSTEM AVAILABLE, See DynoMax Catalog

# DODGE Spirit

(10895) 1995-91 4 CYL. SPIRIT w/2.5L ENG. (EXC. TURBO)



For 15732: Univ. Conv. 15031#  
For 22445: SoundFX 18285  
Super Turbo 17742#

Tru-Fit 18169

Univ. SoundFX 17198

31379 Gskt.	35031 Stud Kit	35114 Insl.	35282 Bolt	35706 Insl.										

NOT LEGAL FOR SALE IN STATE OF CALIFORNIA  
IN NEW YORK STATE, CONVERTERS LISTED ARE LEGAL FOR FEDERAL/EPA EMISSION VEHICLES ONLY

◆ If welded assembly, replace all required parts.  
# Modifications and/or additional parts required.

37 Fits All Emissions Vehicles.

GENERAL INFORMATION

PASSENGER CAR

LIGHT TRUCK

MUFFLER SPECS.

OPTIONAL MUFFLERS

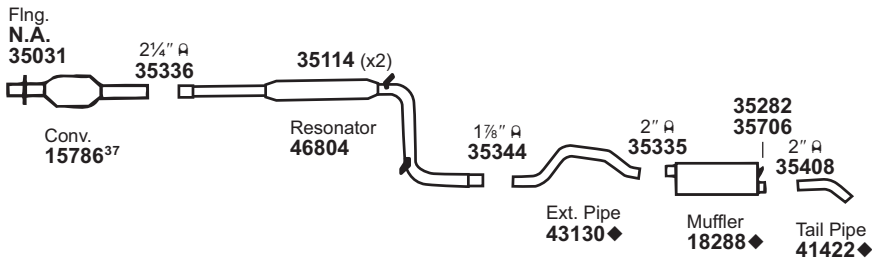
CONVERTER SPECS.

ACCESSORIES

FOOTNOTES

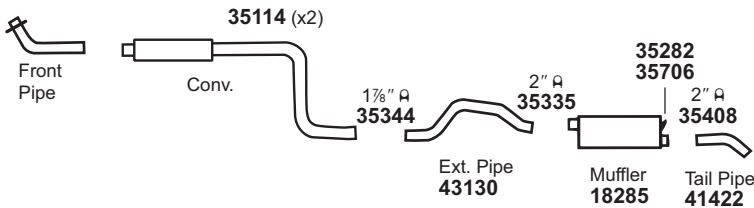
# DODGE Spirit

**(10896) 1995-92 6 CYL. SPIRIT w/3.0L ENG.**



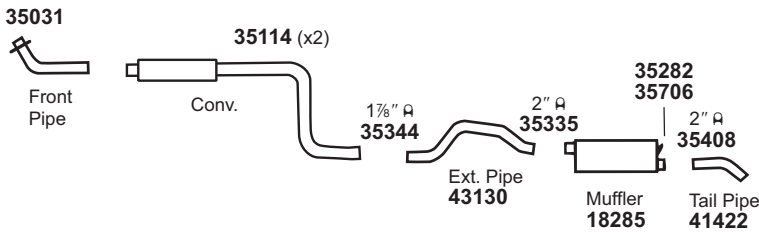
For 15786: Univ. Conv. 15037#

**(10897) 1992-91 4 CYL. SPIRIT R/T w/2.2L DOHC TURBO ENG.**



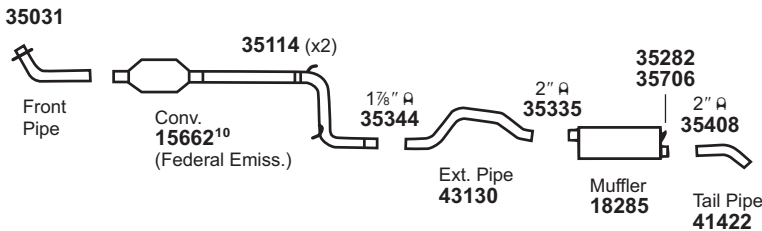
For 18285: Univ. SoundFX 17198

**(10898) 1992-89 4 CYL. SPIRIT w/2.5L TURBO ENG.**



For 18285: Univ. SoundFX 17198

**(10899) 1991-89 6 CYL. SPIRIT w/3.0L ENG.**



For 15662: Univ. Conv. 15038#

For 18285: Univ. SoundFX 17198

35031 Stud Kit 	35114 Insl. 	35282 Bolt 	35706 Insl. 																
-----------------------	--------------------	-------------------	--------------------	--	--	--	--	--	--	--	--	--	--	--	--	--	--	--	--

**NOT LEGAL FOR SALE IN STATE OF CALIFORNIA  
IN NEW YORK STATE, CONVERTERS LISTED ARE LEGAL FOR FEDERAL/EPA EMISSION VEHICLES ONLY**

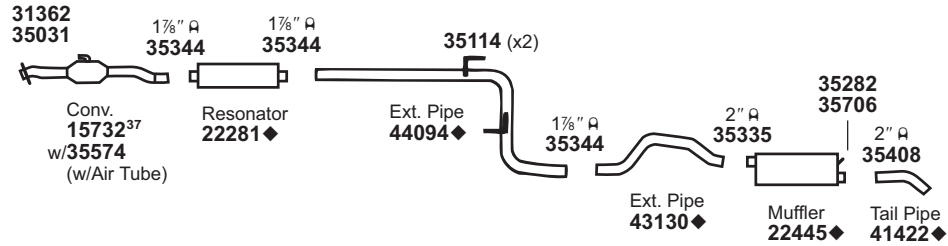
334 ♦ If welded assembly, replace all required parts.  
# Modifications and/or additional parts required.

10 Fits Federal/EPA Emission Vehicles.  
37 Fits All Emissions Vehicles.



# DODGE Spirit

(10900) 1990-89 4 CYL. SPIRIT w/2.5L ENG. (EXC. TURBO)



For 15732: Univ. Conv. 15031#  
 For 22281: Univ. SoundFX 17823#  
 For 22445: SoundFX 18285  
 Super Turbo 17742#

Tru-Fit 18169

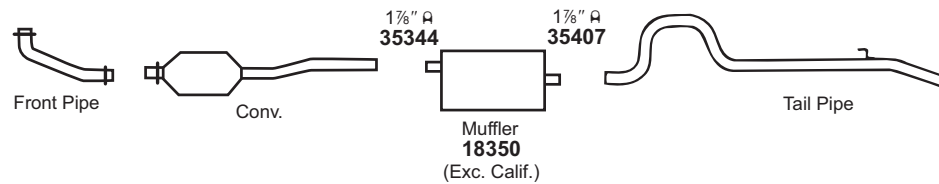
Univ. SoundFX 17198

GENERAL INFORMATION

PASSENGER CAR

# DODGE St. Regis

(10901) 1979 6 CYL. ST. REGIS w/3.7L (225 C.I.D.) ENG.



For 18350: Tru-Fit 18178

Univ. SoundFX 17817#

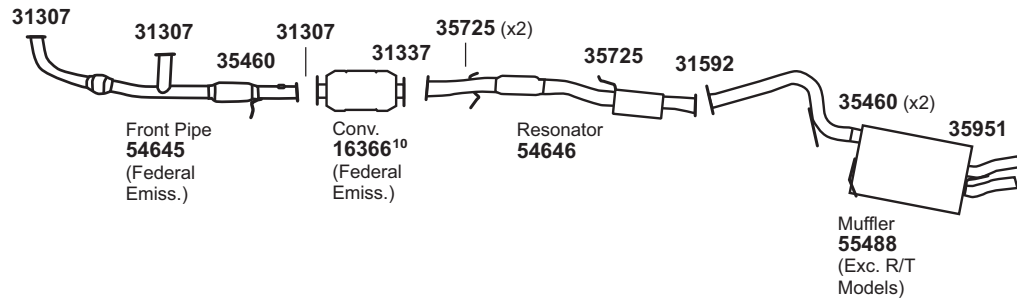
Super Turbo 17763<sup>576</sup>

LIGHT TRUCK

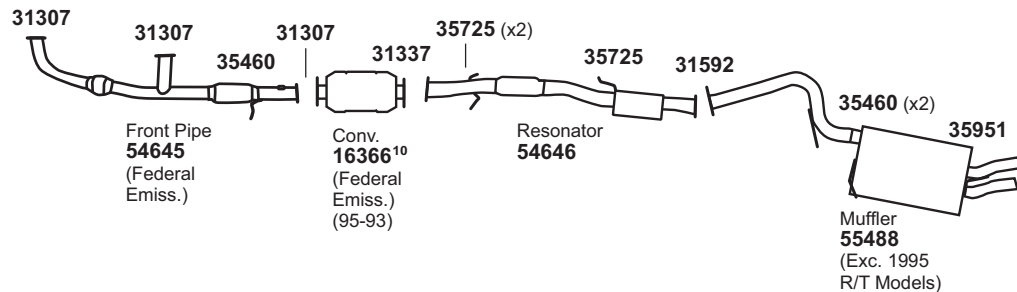
MUFFLER SPECS.

# DODGE Stealth

(10902) 1996 6 CYL. STEALTH w/3.0L ENG. w/o TURBO, F.W.D.



(10903) 1995-91 6 CYL. STEALTH w/3.0L ENG. w/o TURBO, F.W.D.



OPTIONAL MUFFLERS

CONVERTER SPECS.

ACCESSORIES

FOOTNOTES

31307 Gskt.	31337 Gskt.	31362 Gskt.	31592 Gskt.	35031 Stud Kit	35114 Insl.	35282 Bolt	35460 Insl.	35706 Insl.	35725 Insl.	35951 Insl.			

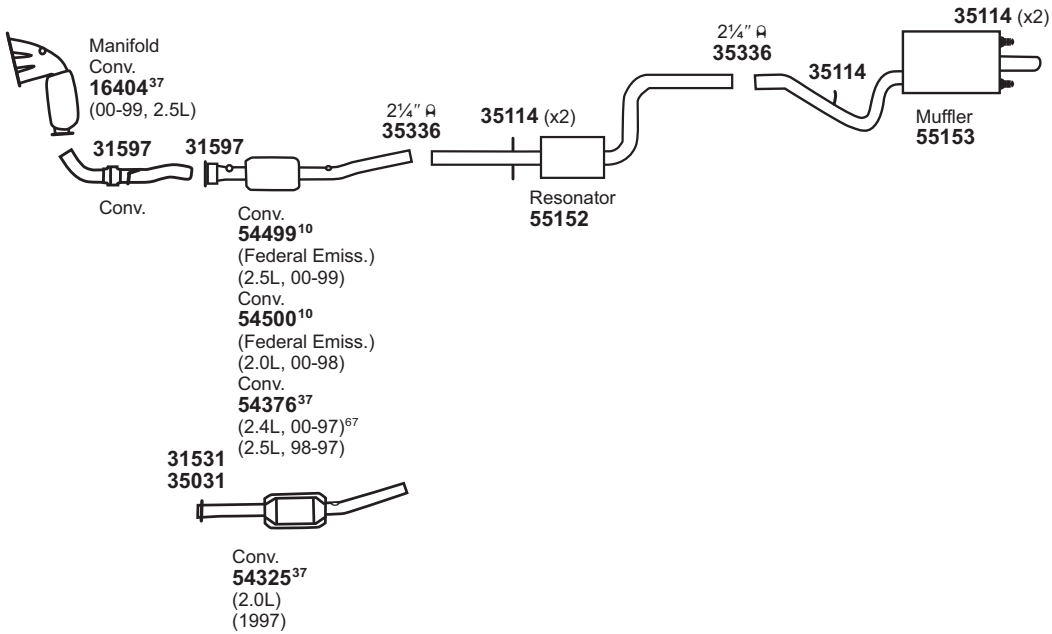
NOT LEGAL FOR SALE IN STATE OF CALIFORNIA  
 IN NEW YORK STATE, CONVERTERS LISTED ARE LEGAL FOR FEDERAL/EPA EMISSION VEHICLES ONLY

◆ If welded assembly, replace all required parts.  
 # Modifications and/or additional parts required.  
 10 Fits Federal/EPA Emission Vehicles.

37 Fits All Emissions Vehicles.  
 576 For installation instructions and additional parts required, see the Cross Reference Chart in the Master Catalog.

# DODGE Stratus

(10904) 2000-97 4-6 CYL. STRATUS w/2.0L, 2.4L (AFTER 11-26-96), 2.5L ENG.



For 54325: Univ. Conv. 93237#

For 54376: Univ. Conv. 93237#

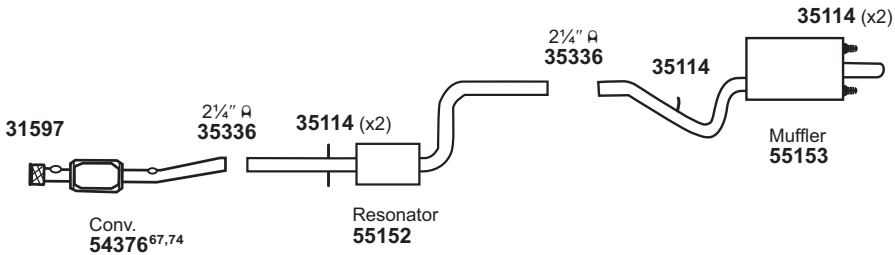
For 54499: Univ. Conv. 93237#

For 54500: Univ. Conv. 93237#

For 55153: SoundFX 18891

Tru-Fit 18161#

(10905) 2000-99 4 CYL. STRATUS w/2.4L CALIFORNIA EMISSIONS



For 54376: Univ. Conv. 93237#

For 55153: SoundFX 18891

Tru-Fit 18161#

31531 Gskt.	31597 Gskt.	35031 Stud Kit	35114 Insl.										

NOT LEGAL FOR SALE IN STATE OF CALIFORNIA  
IN NEW YORK STATE, CONVERTERS LISTED ARE LEGAL FOR FEDERAL/EPA EMISSION VEHICLES ONLY

# Modifications and/or additional parts required.

<sup>10</sup> Fits Federal/EPA Emission Vehicles.

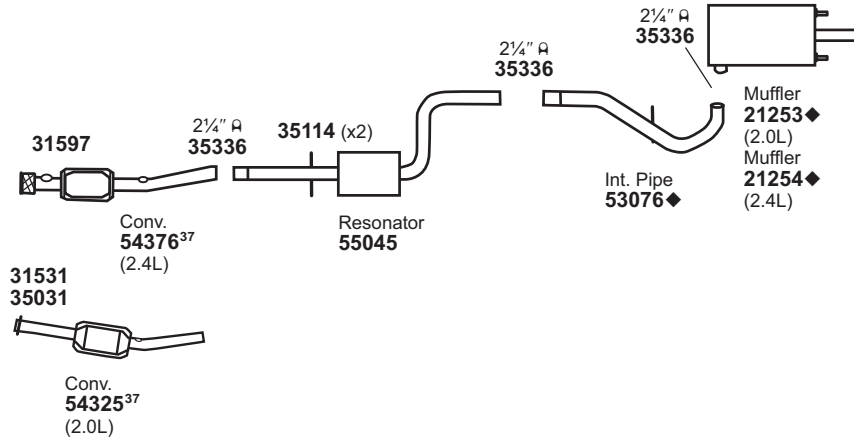
<sup>37</sup> Fits All Emissions Vehicles.

<sup>67</sup> Use Oxygen Sensor Plug 35299 at inlet end O2 Port if not required.

<sup>74</sup> Fits California/50 State Emission Vehicles.

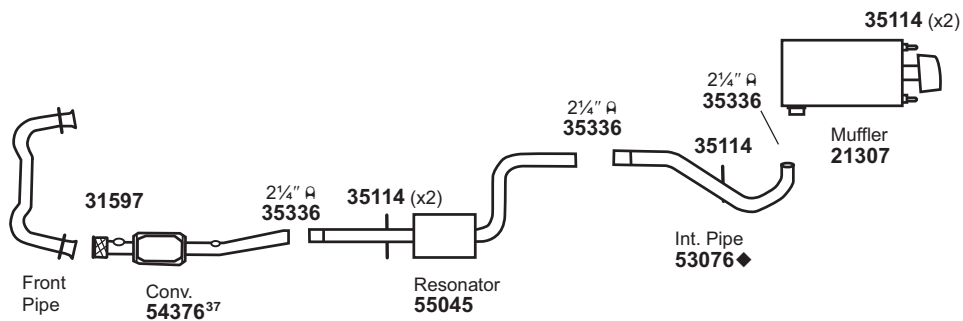
# DODGE Stratus

(10906) 1996 4 CYL. STRATUS w/2.0L ENG.  
1997-96 4 CYL. STRATUS w/2.4L ENG. (BEFORE 11-26-96)



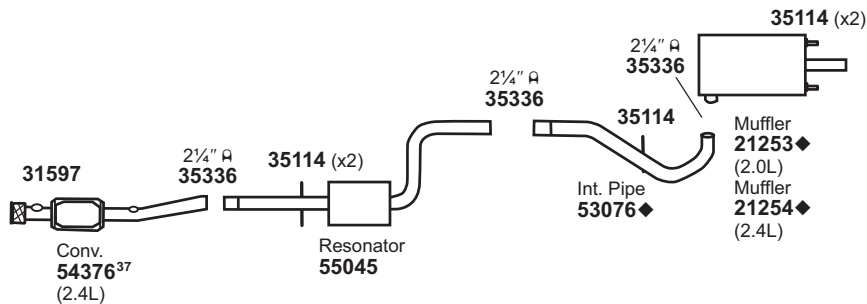
For 21253: SoundFX 18849  
For 21254: SoundFX 18850  
For 54325: Univ. Conv. 93237#  
For 54376: Univ. Conv. 93237#

(10907) 1996 6 CYL. STRATUS w/2.5L ENG.



For 54376: Univ. Conv. 93237#

(10908) 1995 4 CYL. STRATUS w/2.0L ENG.  
1995 4 CYL. STRATUS w/2.4L ENG. (BEFORE 11-26-96)



For 21253: SoundFX 18849  
For 21254: SoundFX 18850  
For 54376: Univ. Conv. 93237#

31531 Gskt.	31597 Gskt.	35031 Stud Kit	35114 Insl.																

NOT LEGAL FOR SALE IN STATE OF CALIFORNIA  
IN NEW YORK STATE, CONVERTERS LISTED ARE LEGAL FOR FEDERAL/EPA EMISSION VEHICLES ONLY

◆ If welded assembly, replace all required parts.  
# Modifications and/or additional parts required.

37 Fits All Emissions Vehicles.

GENERAL INFORMATION

PASSENGER CAR

LIGHT TRUCK

MUFFLER SPECS.

OPTIONAL MUFFLERS

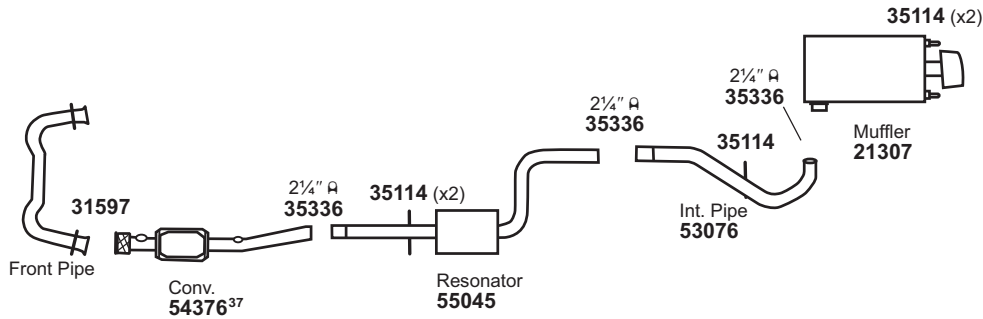
CONVERTER SPECS.

ACCESSORIES

FOOTNOTES

# DODGE Stratus

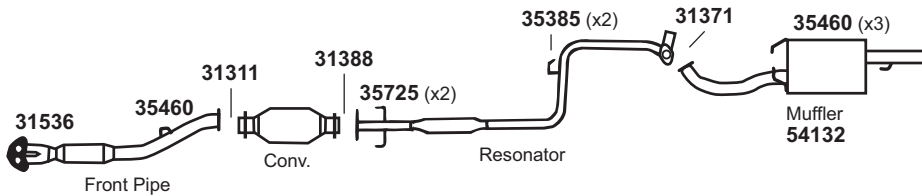
(10909) 1995 6 CYL. STRATUS w/2.5L ENG.



For 54376: Univ. Conv. 93237#

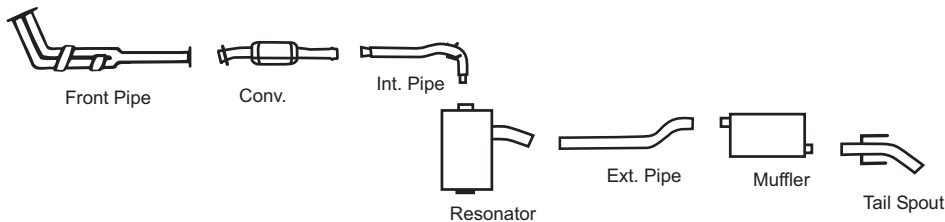
# EAGLE 2000 GTX

(10910) 1993-91 4 CYL. 2000 GTX w/2.0L ENG., F.W.D.



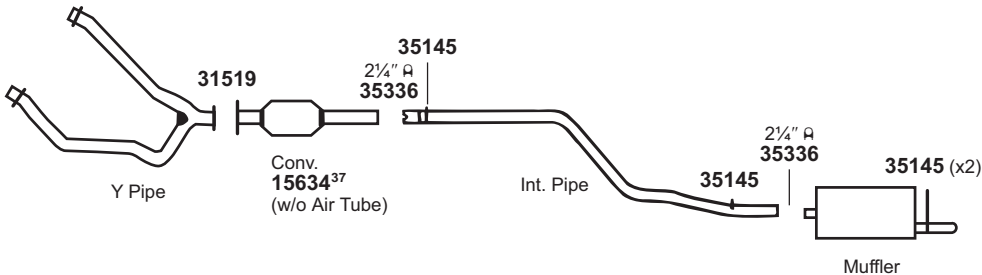
# EAGLE Medallion

(10911) 1989-88 4 CYL. MEDALLION w/2.2L ENG.



# EAGLE Premier

(10912) 1992-88 6 CYL. PREMIER w/3.0L ENG.



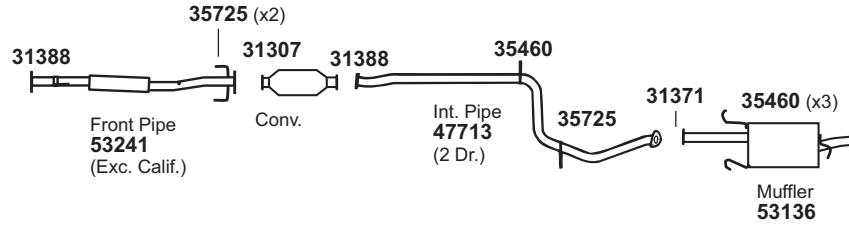
For 15634: Univ. Conv. 15042#

31311 Gskt.	31371 Gskt.	31388 Gskt.	31519 Gskt.	31536 Gskt.	31597 Gskt.	35114 Insl.	35145 Insl.	35385 O-Ring	35460 Insl.	35725 Insl.			

NOT LEGAL FOR SALE IN STATE OF CALIFORNIA  
IN NEW YORK STATE, CONVERTERS LISTED ARE LEGAL FOR FEDERAL/EPA EMISSION VEHICLES ONLY

# EAGLE Summit

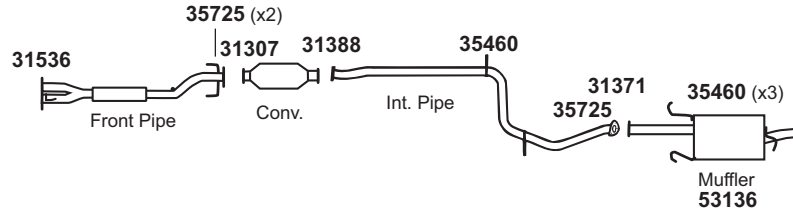
(10913) 1996 4 CYL. SUMMIT w/1.5L ENG.



GENERAL INFORMATION

PASSENGER CAR

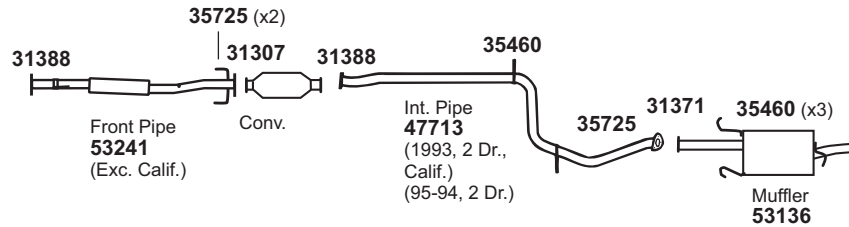
(10914) 1996 4 CYL. SUMMIT SEDAN 4 DR. w/1.8L ENG.



LIGHT TRUCK

MUFFLER SPECS.

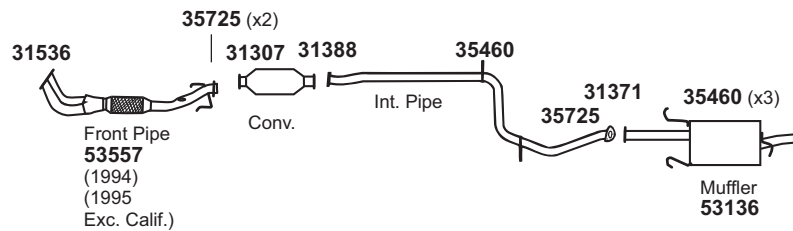
(10915) 1995-93 4 CYL. SUMMIT w/1.5L ENG.



OPTIONAL MUFFLERS

CONVERTER SPECS.

(10916) 1995-93 4 CYL. SUMMIT SEDAN 4 DR. w/1.8L ENG.



ACCESSORIES

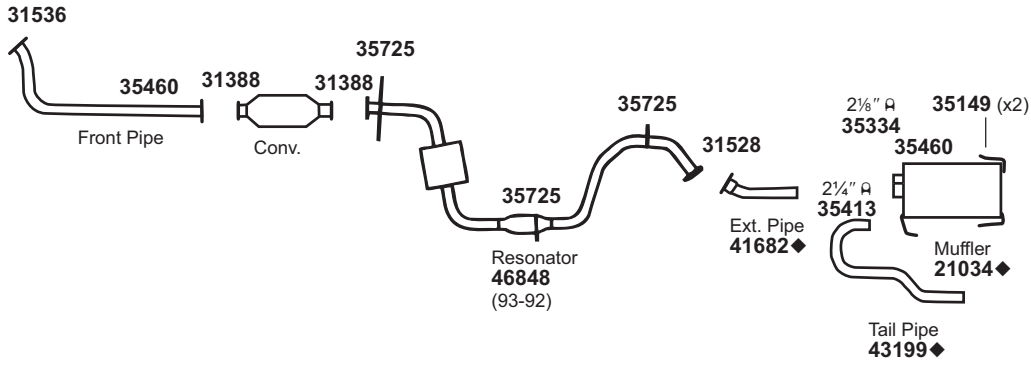
FOOTNOTES

31307 Gskt.	31371 Gskt.	31388 Gskt.	31536 Gskt.	35460 Insl.	35725 Insl.														

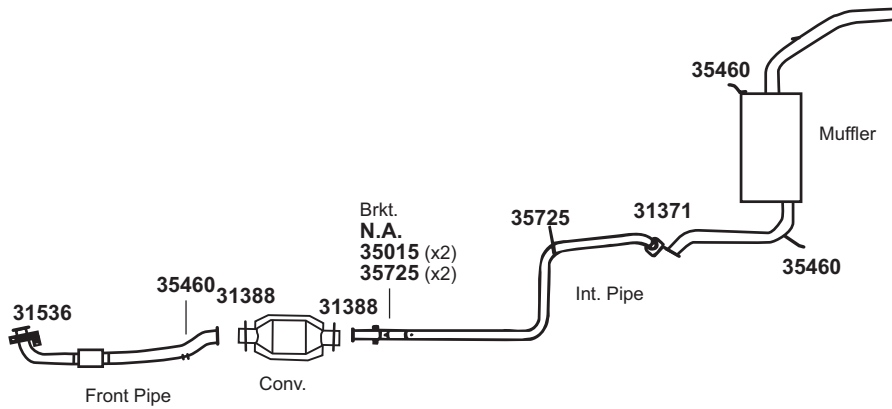
NOT LEGAL FOR SALE IN STATE OF CALIFORNIA  
 IN NEW YORK STATE, CONVERTERS LISTED ARE LEGAL FOR FEDERAL/EPA EMISSION VEHICLES ONLY

# EAGLE Summit

(10917) 1994-92 4 CYL. SUMMIT STATION WAGON w/1.8L ENG., 2 W.D.  
 1992 4 CYL. SUMMIT STATION WAGON w/2.4L ENG., 2 W.D.

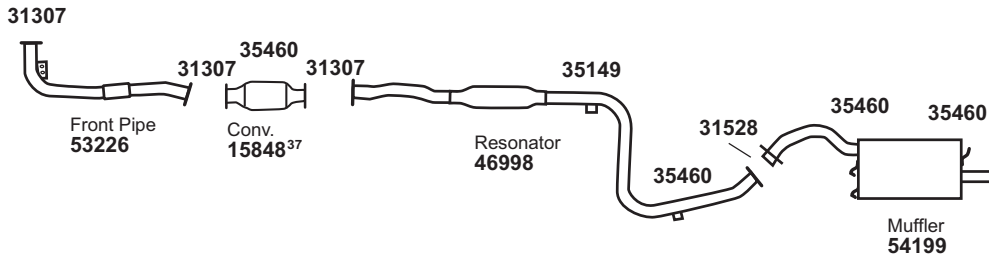


(10918) 1992-89 4 CYL. SUMMIT SEDAN w/1.5L ENG.  
 1992-91 4 CYL. SUMMIT HATCHBACK w/1.5L ENG.



# EAGLE Talon

(10919) 1998-96 4 CYL. TALON w/2.0L ENG. (EXC. TURBO)



For 15848: Univ. Conv. 93237#

31307 Gskt.	31371 Gskt.	31388 Gskt.	31528 Gskt.	31536 Gskt.	35015 Insl.	35149 Insl.	35460 Insl.	35725 Insl.						

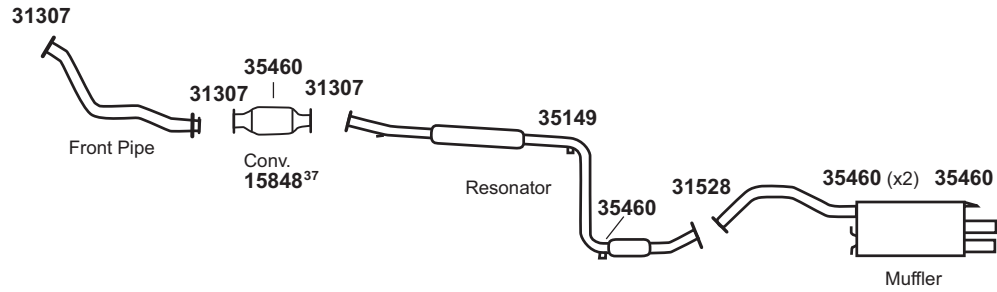
NOT LEGAL FOR SALE IN STATE OF CALIFORNIA  
 IN NEW YORK STATE, CONVERTERS LISTED ARE LEGAL FOR FEDERAL/EPA EMISSION VEHICLES ONLY

340 ♦ If welded assembly, replace all required parts.  
 # Modifications and/or additional parts required.

37 Fits All Emissions Vehicles.

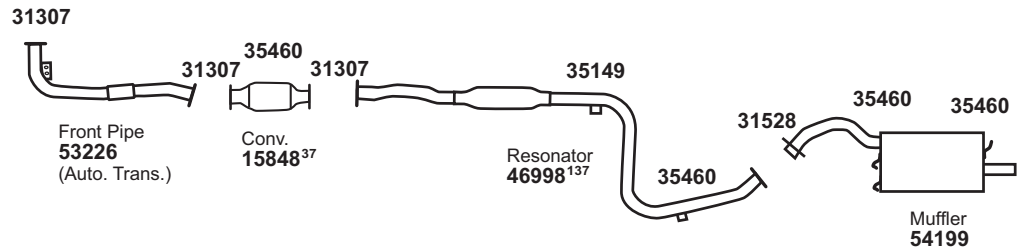
# EAGLE Talon

**(10920) 1998-96 4 CYL. TALON w/2.0L ENG., TURBO**



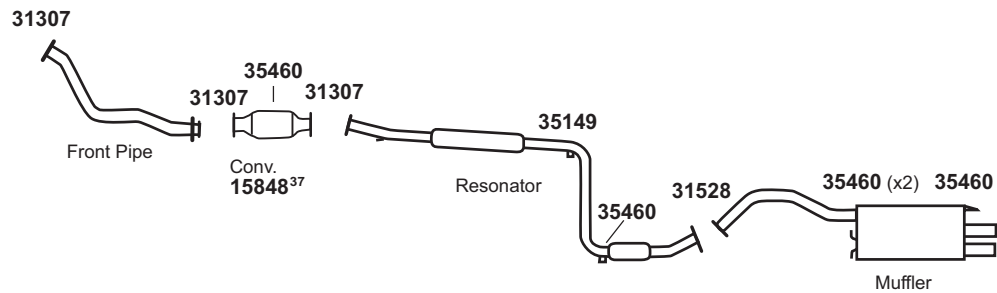
For 15848: Univ. Conv. 93237#

**(10921) 1995 4 CYL. TALON w/2.0L ENG. (EXC. TURBO)**



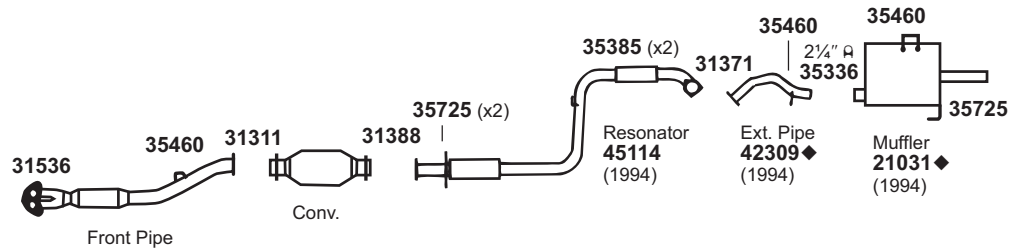
For 15848: Univ. Conv. 93237#

**(10922) 1995 4 CYL. TALON w/2.0L ENG., TURBO**



For 15848: Univ. Conv. 93237#

**(10923) 1994-93 4 CYL. TALON DL MODELS w/1.8L ENG.**



For 21031: Super Turbo 17731#

Ultra Flo SS 17282#

31307 Gskt.	31311 Gskt.	31371 Gskt.	31388 Gskt.	31528 Gskt.	31536 Gskt.	35149 Insl.	35385 O-Ring	35460 Insl.	35725 Insl.				

NOT LEGAL FOR SALE IN STATE OF CALIFORNIA  
IN NEW YORK STATE, CONVERTERS LISTED ARE LEGAL FOR FEDERAL/EPA EMISSION VEHICLES ONLY

◆ If welded assembly, replace all required parts.  
# Modifications and/or additional parts required.

37 Fits All Emissions Vehicles.  
137 Requires 35299 Plug for 1995 w/Auto. Trans.

GENERAL INFORMATION

PASSENGER CAR

LIGHT TRUCK

MUFFLER SPECS.

OPTIONAL MUFFLERS

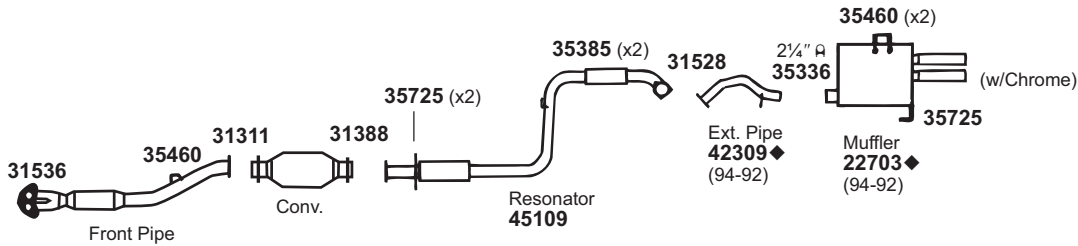
CONVERTER SPECS.

ACCESSORIES

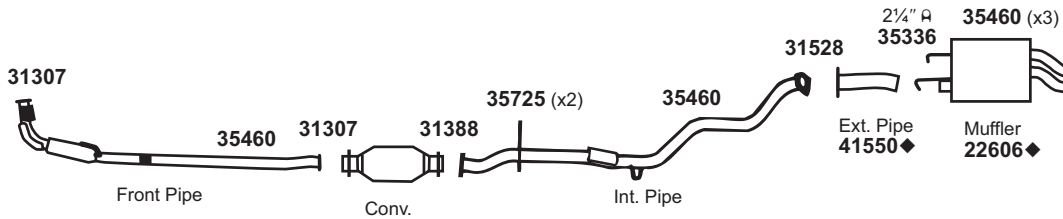
FOOTNOTES

# EAGLE Talon

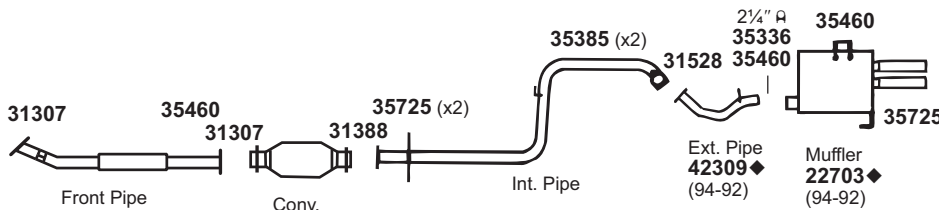
(10924) 1994-90 4 CYL. TALON w/2.0L ENG., F.W.D. (EXC. TURBO)



(10925) 1994-90 4 CYL. TALON w/2.0L TURBO, A.W.D.



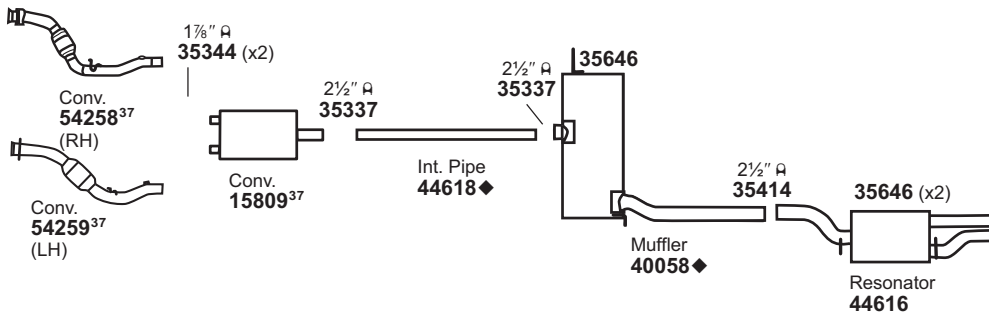
(10926) 1994-90 4 CYL. TALON w/2.0L ENG., TURBO (EXC. A.W.D.)



NOTE: Mufflers have Chrome Spouts.

# EAGLE Vision

(10927) 1997-96 6 CYL. VISION w/3.5L ENG.



NOTE: To connect pipe 44618 to O.E. converter:

- 1) Cut original pipe 4" downstream of pipe-to-converter weld.
- 2) Overlap 44618 onto the remaining stub on converter outlet.

For 15809: Univ. Conv. 93322#

For 54258: Univ. Conv. 93252#

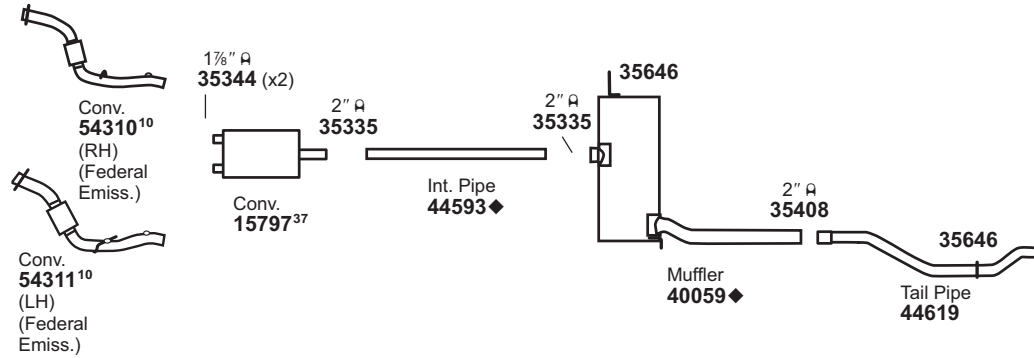
For 54259: Univ. Conv. 93252#

31307 Gskt.	31311 Gskt.	31388 Gskt.	31528 Gskt.	31536 Gskt.	35385 O-Ring	35460 Insl.	35646 Insl.	35725 Insl.						

NOT LEGAL FOR SALE IN STATE OF CALIFORNIA  
IN NEW YORK STATE, CONVERTERS LISTED ARE LEGAL FOR FEDERAL/EPA EMISSION VEHICLES ONLY



(10928) 1996 6 CYL. VISION w/3.3L ENG.



**NOTE:** To connect pipe 44593 to O.E. converter:

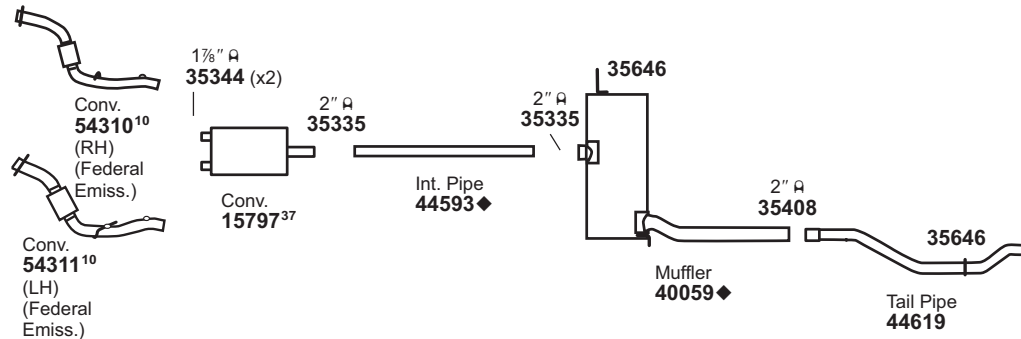
- 1) Cut original pipe 4" downstream of pipe-to-converter weld.
- 2) Overlap 44593 onto the remaining stub on converter outlet.

For 15797: Univ. Conv. 93322#

For 54310: Univ. Conv. 93270#

For 54311: Univ. Conv. 93270#

(10929) 1995-93 6 CYL. VISION w/3.3L ENG.



**NOTE:** To connect pipe 44593 to O.E. converter:

- 1) Cut original pipe 4" downstream of pipe-to-converter weld.
- 2) Overlap 44593 onto the remaining stub on converter outlet.

For 15797: Univ. Conv. 93322#

For 54310: Univ. Conv. 93270#

For 54311: Univ. Conv. 93270#

35646 Insl.																			
----------------	--	--	--	--	--	--	--	--	--	--	--	--	--	--	--	--	--	--	--

NOT LEGAL FOR SALE IN STATE OF CALIFORNIA  
IN NEW YORK STATE, CONVERTERS LISTED ARE LEGAL FOR FEDERAL/EPA EMISSION VEHICLES ONLY

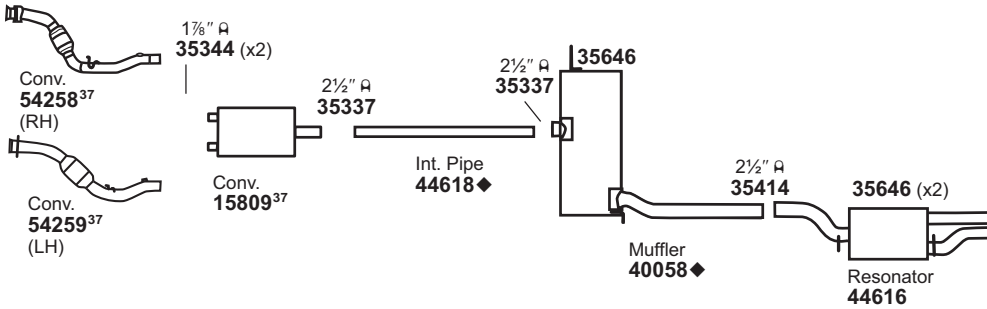
◆ If welded assembly, replace all required parts.  
# Modifications and/or additional parts required.

10 Fits Federal/EPA Emission Vehicles.  
37 Fits All Emissions Vehicles.

- GENERAL INFORMATION
- PASSENGER CAR
- LIGHT TRUCK
- MUFFLER SPECS.
- OPTIONAL MUFFLERS
- CONVERTER SPECS.
- ACCESSORIES
- FOOTNOTES

# EAGLE Vision

(10930) 1995-93 6 CYL. VISION w/3.5L ENG.

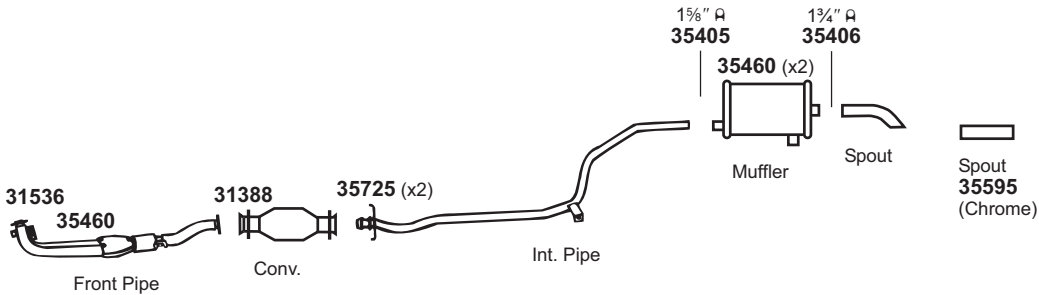


**NOTE:** To connect pipe 44618 to O.E. converter:  
 1) Cut original pipe 4" downstream of pipe-to-converter weld.  
 2) Overlap 44618 onto the remaining stub on converter outlet.

For 15809: Univ. Conv. 93322#  
 For 54258: Univ. Conv. 93252#  
 For 54259: Univ. Conv. 93252#

# EAGLE Vista

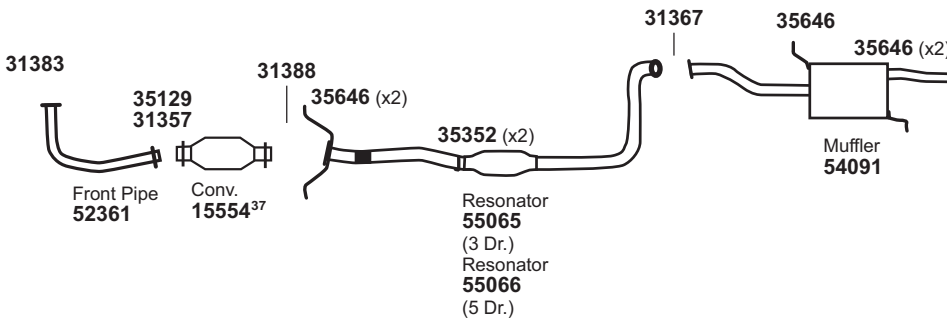
(10931) 1991-90 4 CYL. VISTA w/1.5L ENG. (EXC. VISTA STATION WAGON)



# FORD Aerostar (See Truck Section)

# FORD Aspire

(10932) 1997-96 4 CYL. ASPIRE w/1.3L ENG.



For 15554: Univ. Conv. 93236#  
 For 54091: SoundFX 18803

31357 Gskt.	31367 Gskt.	31383 Gskt.	31388 Gskt.	31536 Gskt.	35129 Bolt Kit	35352 Insl.	35460 Insl.	35646 Insl.	35725 Insl.					

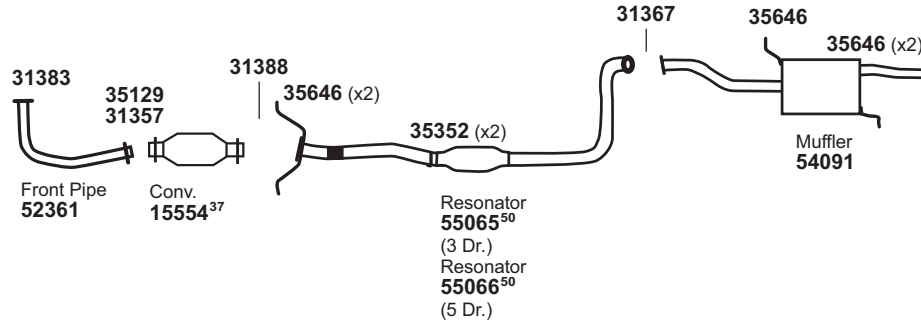
NOT LEGAL FOR SALE IN STATE OF CALIFORNIA  
 IN NEW YORK STATE, CONVERTERS LISTED ARE LEGAL FOR FEDERAL/EPA EMISSION VEHICLES ONLY

◆ If welded assembly, replace all required parts.  
 # Modifications and/or additional parts required.

37 Fits All Emissions Vehicles.

# FORD Aspire

(10933) 1995-94 4 CYL. ASPIRE w/1.3L ENG.

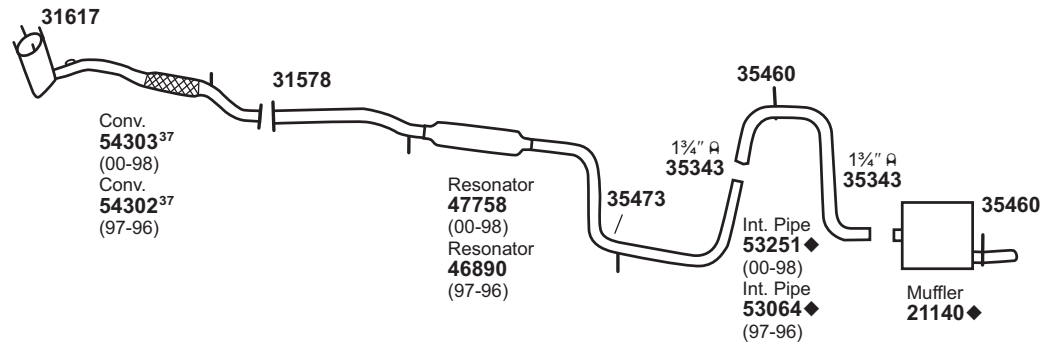


For 15554: Univ. Conv. 93236#  
For 54091: SoundFX 18803

## FORD Bronco (See Truck Section)

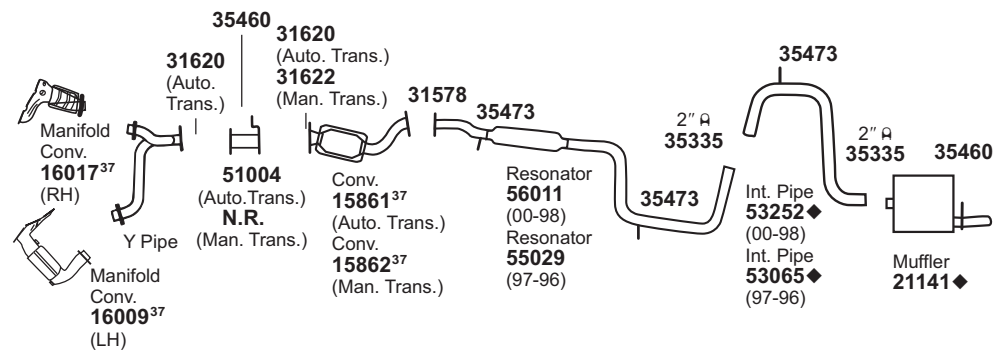
## FORD Contour

(10934) 2000-96 4 CYL. CONTOUR w/2.0L ENG.



For 21140: SoundFX 18572 Super Turbo 17768<sup>576</sup>

(10935) 2000-96 6 CYL. CONTOUR GL, LX, SE w/2.5L ENG. (EXC. SVT)



For 15861: Univ. Conv. 93304#  
For 15862: Univ. Conv. 93304#  
For 21141: SoundFX 18808

31357 Gskt.	31367 Gskt.	31383 Gskt.	31388 Gskt.	31578 Gskt.	31617 Gskt.	31620 Gskt.	31622 Gskt.	35129 Bolt Kit	35352 Insl.	35460 Insl.	35473 Insl.	35646 Insl.

NOT LEGAL FOR SALE IN STATE OF CALIFORNIA  
IN NEW YORK STATE, CONVERTERS LISTED ARE LEGAL FOR FEDERAL/EPA EMISSION VEHICLES ONLY

◆ If welded assembly, replace all required parts.  
# Modifications and/or additional parts required.  
37 Fits All Emissions Vehicles.

50 Oxygen sensor plug 35299 required for 1994-95 models.  
576 For installation instructions and additional parts required, see the Cross Reference Chart in the Master Catalog.

GENERAL INFORMATION

PASSENGER CAR

LIGHT TRUCK

MUFFLER SPECS.

OPTIONAL MUFFLERS

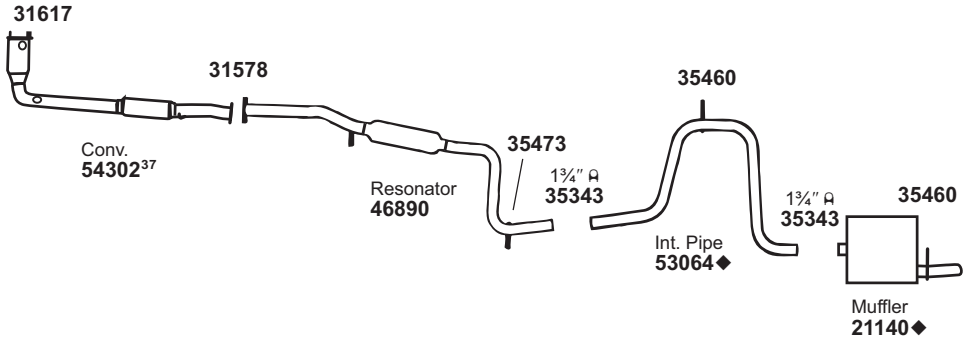
CONVERTER SPECS.

ACCESSORIES

FOOTNOTES

# FORD Contour

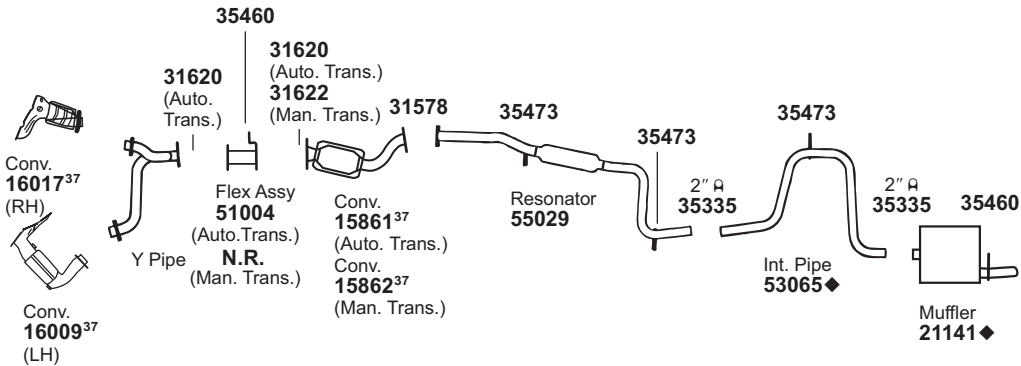
(10936) 1995 4 CYL. CONTOUR w/2.0L ENG.



For 21140: SoundFX 18572

Super Turbo 17768<sup>576</sup>

(10937) 1995 6 CYL. CONTOUR GL, LX, SE w/2.5L ENG. (EXC. SVT)



For 15861: Univ. Conv. 93304#  
 For 15862: Univ. Conv. 93304#  
 For 21141: SoundFX 18808

31578 Gskt.	31617 Gskt.	31620 Gskt.	31622 Gskt.	35460 Insl.	35473 Insl.								

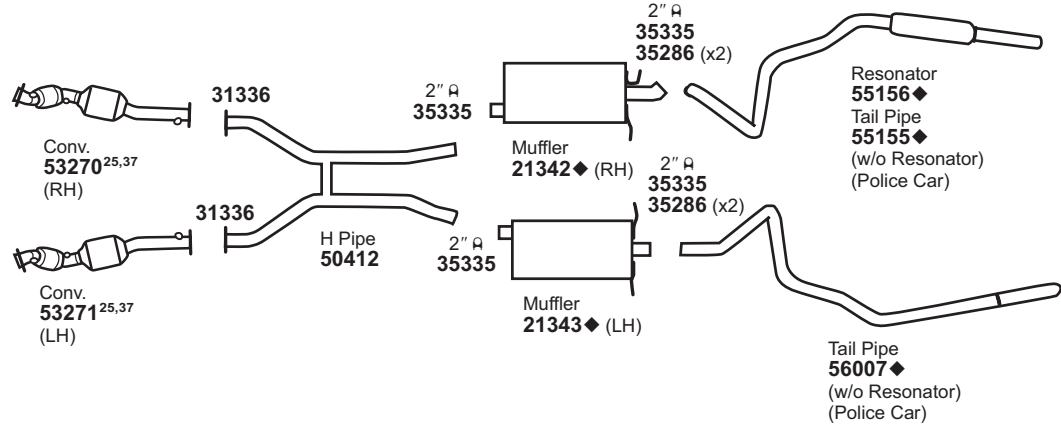
NOT LEGAL FOR SALE IN STATE OF CALIFORNIA  
 IN NEW YORK STATE, CONVERTERS LISTED ARE LEGAL FOR FEDERAL/EPA EMISSION VEHICLES ONLY

◆ If welded assembly, replace all required parts.  
 # Modifications and/or additional parts required.  
 346 37 Fits All Emissions Vehicles.

576 For installation instructions and additional parts required, see the Cross Reference Chart in the Master Catalog.

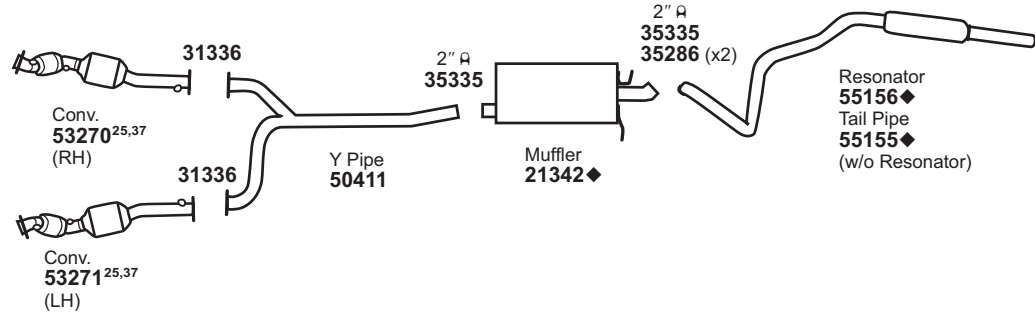
# FORD Crown Victoria

(10938) 2002-98 8 CYL. CROWN VICTORIA w/4.6L ENG., DUAL EXHAUST (INCLUDING POLICE CAR)





For 21342: SoundFX 18560  
 For 21343: SoundFX 18845

(10939) 2002-98 8 CYL. CROWN VICTORIA w/4.6L ENG., SINGLE EXHAUST



For 21342: SoundFX 18560

31336 Gskt. 	35286 Insl. 																			
---	---	--	--	--	--	--	--	--	--	--	--	--	--	--	--	--	--	--	--	--

NOT LEGAL FOR SALE IN STATE OF CALIFORNIA  
 IN NEW YORK STATE, CONVERTERS LISTED ARE LEGAL FOR FEDERAL/EPA EMISSION VEHICLES ONLY

◆ If welded assembly, replace all required parts.  
 25 Replaces multiple O.E. Converters. Only failed Converters may be replaced. See Catalytic Converter Installation Guide.  
 37 Fits All Emissions Vehicles.

GENERAL INFORMATION

PASSENGER CAR

LIGHT TRUCK

MUFFLER SPECS.

OPTIONAL MUFFLERS

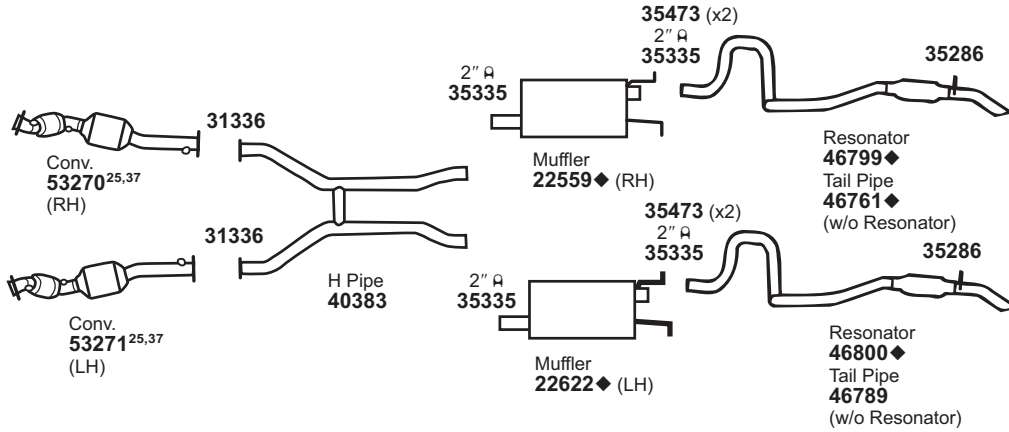
CONVERTER SPECS.

ACCESSORIES

FOOTNOTES

# FORD Crown Victoria

(10940) 1997-96 8 CYL. CROWN VICTORIA w/4.6L ENG., DUAL EXHAUST

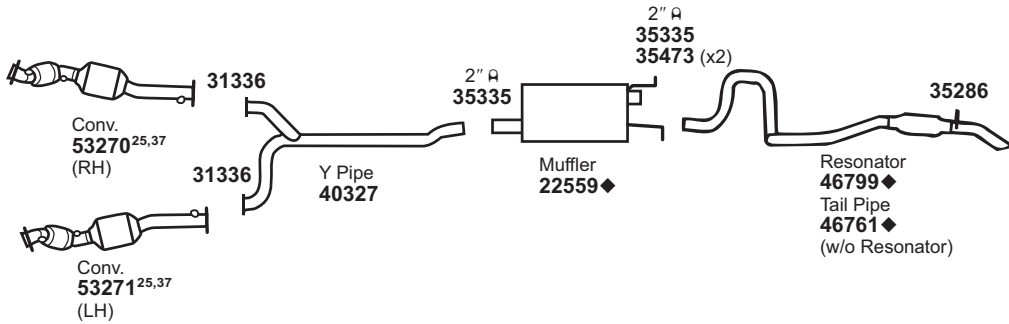


For 22559: SoundFX 18190  
For 22622: SoundFX 18437  
Super Turbo 17736#

Tru-Fit 18178#  
Tru-Fit 18105#

Univ. SoundFX 17844#  
Univ. SoundFX 17844#

(10941) 1997-96 8 CYL. CROWN VICTORIA w/4.6L ENG. CODE W, SINGLE EXHAUST



For 22559: SoundFX 18190

Tru-Fit 18178#

Univ. SoundFX 17844#

31336 Gskt.	35286 Insl.	35473 Insl.										

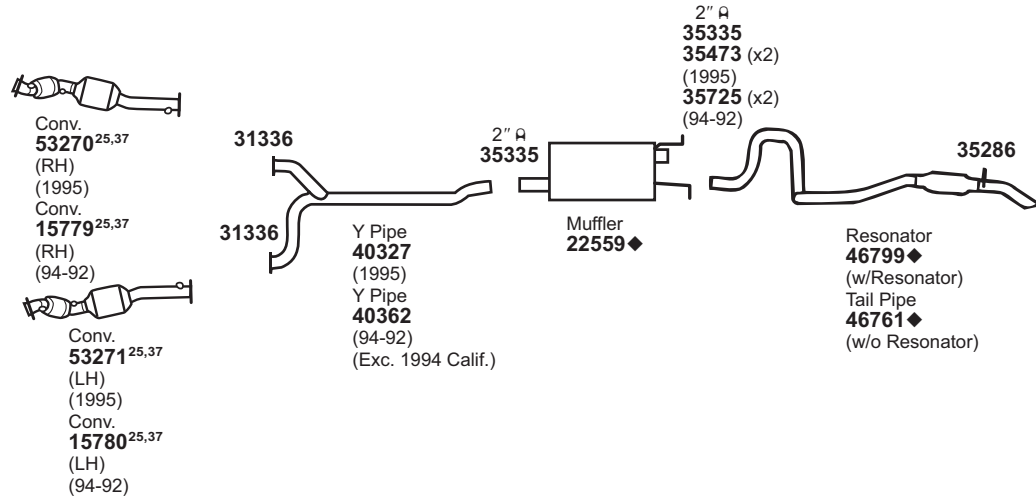
NOT LEGAL FOR SALE IN STATE OF CALIFORNIA  
IN NEW YORK STATE, CONVERTERS LISTED ARE LEGAL FOR FEDERAL/EPA EMISSION VEHICLES ONLY

♦ If welded assembly, replace all required parts.  
# Modifications and/or additional parts required.

25 Replaces multiple O.E. Converters. Only failed Converters may be replaced. See Catalytic Converter Installation Guide.  
37 Fits All Emissions Vehicles.

# FORD Crown Victoria

(10942) 1995-92 8 CYL. CROWN VICTORIA w/4.6L ENG. CODE W, SINGLE EXHAUST

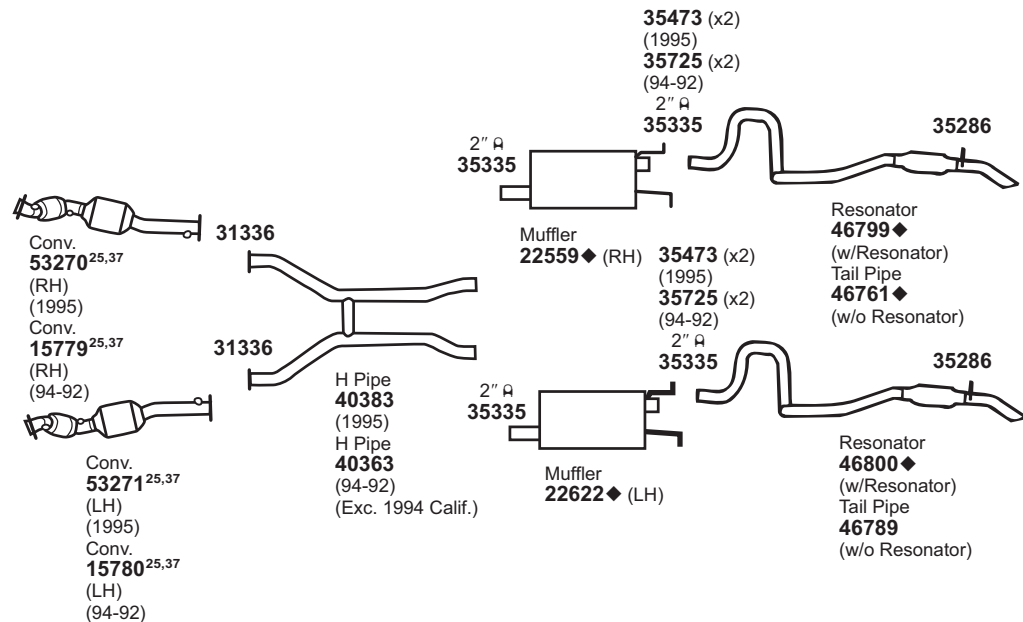


For 15779: Univ. Conv. 15036#  
For 15780: Univ. Conv. 15036#  
For 22559: SoundFX 18190

Tru-Fit 18178#

Univ. SoundFX 17844#

(10943) 1995-92 8 CYL. CROWN VICTORIA w/4.6L, DUAL EXHAUST



For 15779: Univ. Conv. 15036#  
For 15780: Univ. Conv. 15036#  
For 22559: SoundFX 18190  
For 22622: SoundFX 18437  
Super Turbo 17736#

Tru-Fit 18178#  
Tru-Fit 18105#

Univ. SoundFX 17844#  
Univ. SoundFX 17844#

31336 Gskt.	35286 Insl.	35473 Insl.	35725 Insl.										

NOT LEGAL FOR SALE IN STATE OF CALIFORNIA  
IN NEW YORK STATE, CONVERTERS LISTED ARE LEGAL FOR FEDERAL/EPA EMISSION VEHICLES ONLY

◆ If welded assembly, replace all required parts.  
# Modifications and/or additional parts required.

25 Replaces multiple O.E. Converters. Only failed Converters may be replaced. See Catalytic Converter Installation Guide.  
37 Fits All Emissions Vehicles.

GENERAL INFORMATION

PASSENGER CAR

LIGHT TRUCK

MUFFLER SPECS.

OPTIONAL MUFFLERS

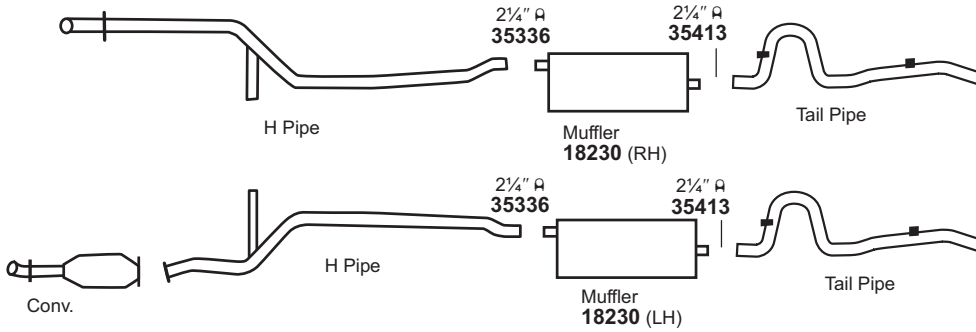
CONVERTER SPECS.

ACCESSORIES

FOOTNOTES

# FORD Custom

(10944) 1976-75 8 CYL. CUSTOM 500 w/7.5L (460 C.I.D.) ENG., w/ONE CONVERTER

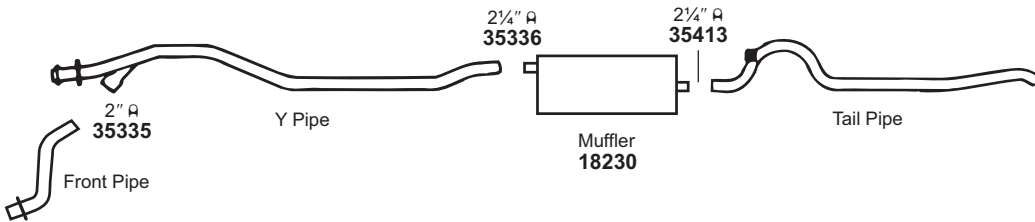


For 18230: Tru-Fit 18113

Univ. SoundFX 17808

Super Turbo 17747#

(10945) 1974 8 CYL. CUSTOM w/5.8L (351 C.I.D.) ENG.

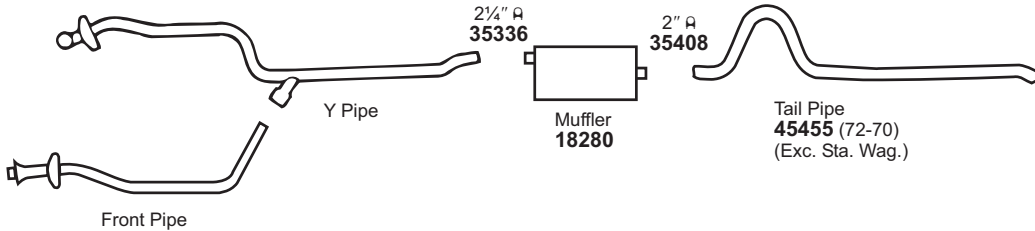


For 18230: Tru-Fit 18113

Univ. SoundFX 17808

Super Turbo 17747#

(10946) 1973-71 8 CYL. CUSTOM w/5.8L (351 C.I.D.) CLEVELAND ENG.  
1972-70 8 CYL. CUSTOM w/5.0L (302 C.I.D.) ENG.

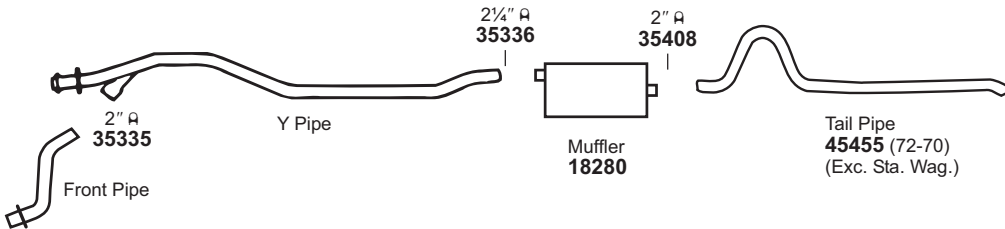


For 18280: Tru-Fit 18111

Univ. SoundFX 17800

Super Turbo 17747#

(10947) 1973-70 8 CYL. CUSTOM w/5.8L (351 C.I.D.) WINDSOR ENG.



For 18280: Tru-Fit 18111

Univ. SoundFX 17800

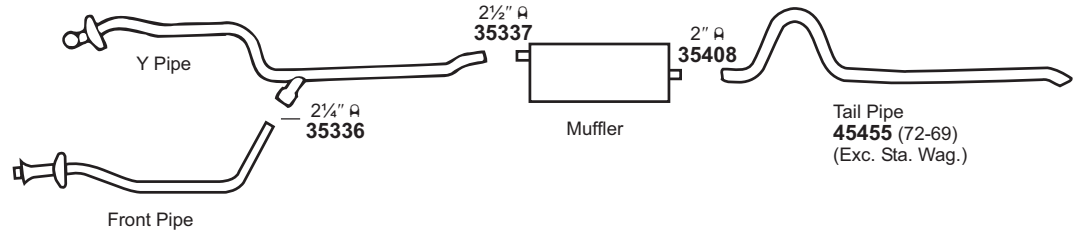
Super Turbo 17747#

NOT LEGAL FOR SALE IN STATE OF CALIFORNIA  
IN NEW YORK STATE, CONVERTERS LISTED ARE LEGAL FOR FEDERAL/EPA EMISSION VEHICLES ONLY



# FORD Custom

(10948)	1973	8 CYL.	CUSTOM w/6.6L (400 C.I.D.) ENG., SINGLE EXHAUST
	1972-69	8 CYL.	CUSTOM w/6.4L (396 C.I.D.), 6.6L (400 C.I.D.), 7.0L (428, 429 C.I.D.) ENG. (EXC. POLICE), SINGLE EXHAUST
	1969	8 CYL.	CUSTOM w/5.0L (302 C.I.D.), 5.8L (351 C.I.D.) ENG., SINGLE EXHAUST

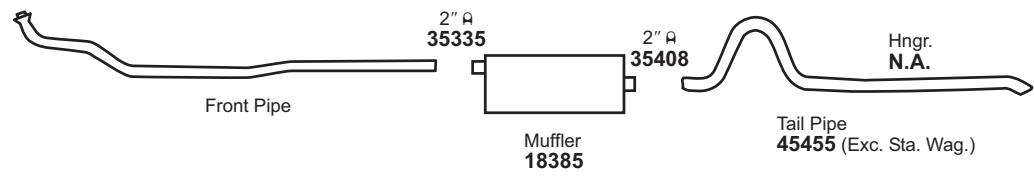


GENERAL INFORMATION

PASSENGER CAR

LIGHT TRUCK

(10949)	1972-69	6 CYL.	CUSTOM
---------	---------	--------	--------

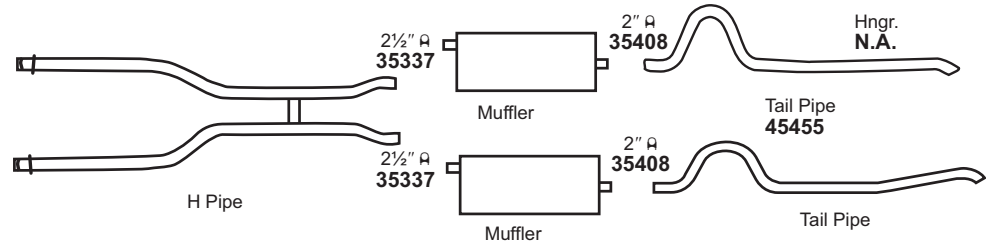


For 18385: Tru-Fit 18101 Univ. SoundFX 17820#

MUFFLER SPECS.

OPTIONAL MUFFLERS

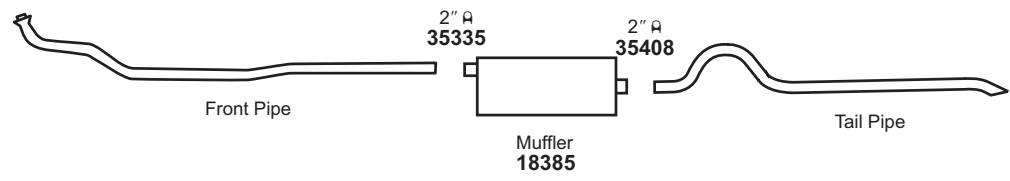
(10950)	1970-69	8 CYL.	CUSTOM w/ 7.0L (428, 429 C.I.D.) ENG., DUAL EXHAUST
---------	---------	--------	---



CONVERTER SPECS.

ACCESSORIES

(10951)	1968	6 CYL.	CUSTOM & STATION WAGON
	1967	6 CYL.	CUSTOM



For 18385: Tru-Fit 18101 Univ. SoundFX 17820#

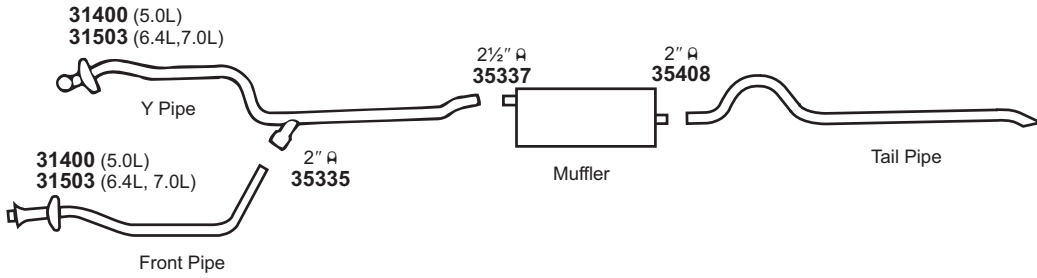
FOOTNOTES

NOT LEGAL FOR SALE IN STATE OF CALIFORNIA  
IN NEW YORK STATE, CONVERTERS LISTED ARE LEGAL FOR FEDERAL/EPA EMISSION VEHICLES ONLY

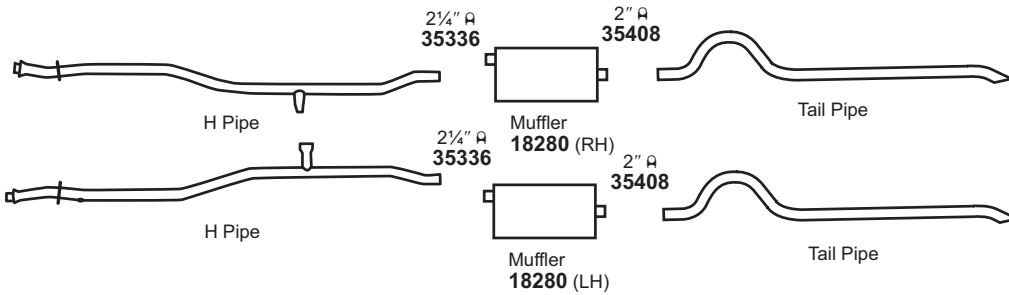
# Modifications and/or additional parts required.

# FORD Custom

(10952) 1968 8 CYL. CUSTOM & STATION WAGON w/5.0L (302 C.I.D.), 6.4L (390 C.I.D.), 7.0L (428 C.I.D.) ENG. (EXC. POLICE), SINGLE EXHAUST



(10953) 1968 8 CYL. CUSTOM w/6.4L (390 C.I.D.), 7.0L (428 C.I.D.) ENG. & 4BBL (EXC. STATION WAGON & POLICE), DUAL EXHAUST

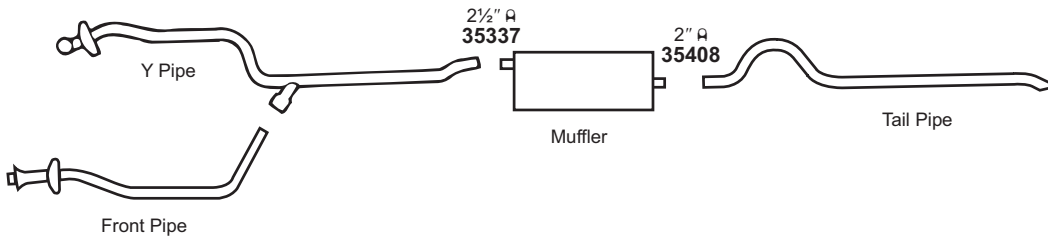


For 18280: Tru-Fit 18111

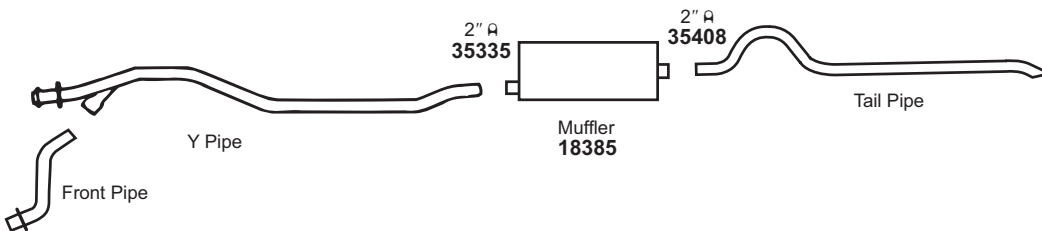
Univ. SoundFX 17800

Super Turbo 17747#

(10954) 1967 8 CYL. CUSTOM & STATION WAGON w/4.7L (289 C.I.D.) ENG. w/2 1/2" MUFFLER INLET; CUSTOM w/6.4L (390 C.I.D.) ENG., 2BBL



(10955) 1967 8 CYL. CUSTOM w/4.7L (289 C.I.D.) ENG. w/2" MUFFLER INLET  
1966 8 CYL. CUSTOM w/4.7L (289 C.I.D.) ENG. (EXC. STATION WAGON)



For 18385: Tru-Fit 18101

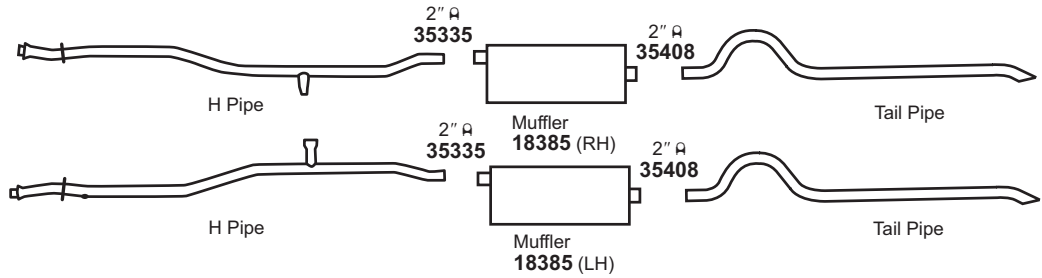
Univ. SoundFX 17820#

31400 Gskt.	31503 Gskt.																
----------------	----------------	--	--	--	--	--	--	--	--	--	--	--	--	--	--	--	--

NOT LEGAL FOR SALE IN STATE OF CALIFORNIA  
IN NEW YORK STATE, CONVERTERS LISTED ARE LEGAL FOR FEDERAL/EPA EMISSION VEHICLES ONLY

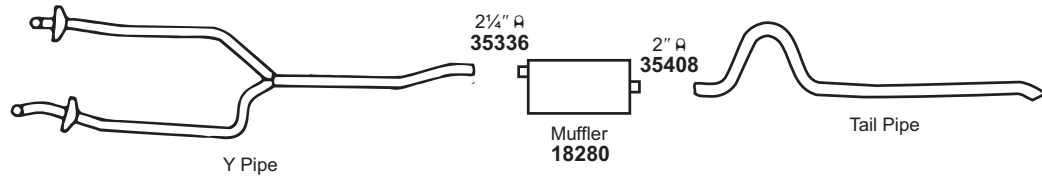
# FORD Custom

(10956) 1967 8 CYL. CUSTOM w/6.4L (390 C.I.D.), 7.0L (428 C.I.D.) ENG. 4BBL (EXC. STATION WAGON), DUAL EXHAUST



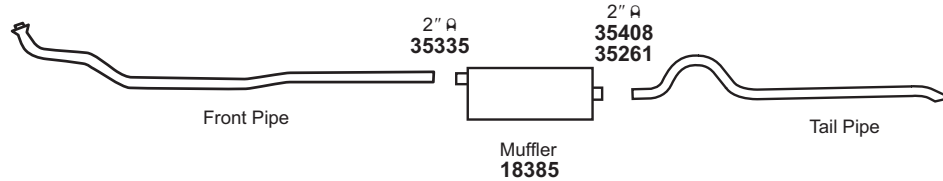
For 18385: Tru-Fit 18101 Univ. SoundFX 17820#

(10957) 1967 8 CYL. CUSTOM w/6.4L (390 C.I.D.), 7.0L (428 C.I.D.) ENG. 4BBL STATION WAGON, SINGLE EXHAUST



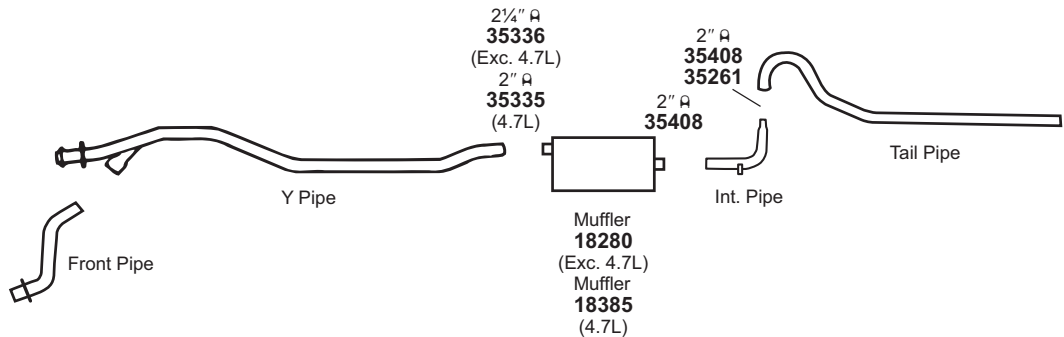
For 18280: Tru-Fit 18111 Univ. SoundFX 17800 Super Turbo 17747#

(10958) 1966 6 CYL. CUSTOM



For 18385: Tru-Fit 18101 Univ. SoundFX 17820#

(10959) 1966 8 CYL. CUSTOM w/6.4L (390 C.I.D.) ENG., SINGLE EXHAUST  
1966-65 8 CYL. CUSTOM STATION WAGON w/4.7L (289 C.I.D.), 5.8L (351 C.I.D.), 7.0L (428 C.I.D.) ENG., SINGLE EXHAUST



For 18280: Tru-Fit 18111 Univ. SoundFX 17800 Super Turbo 17747#  
For 18385: Tru-Fit 18101 Univ. SoundFX 17820#

35261 Insl.																			
----------------	--	--	--	--	--	--	--	--	--	--	--	--	--	--	--	--	--	--	--

NOT LEGAL FOR SALE IN STATE OF CALIFORNIA  
IN NEW YORK STATE, CONVERTERS LISTED ARE LEGAL FOR FEDERAL/EPA EMISSION VEHICLES ONLY

# Modifications and/or additional parts required.

GENERAL INFORMATION

PASSENGER CAR

LIGHT TRUCK

MUFFLER SPECS.

OPTIONAL MUFFLERS

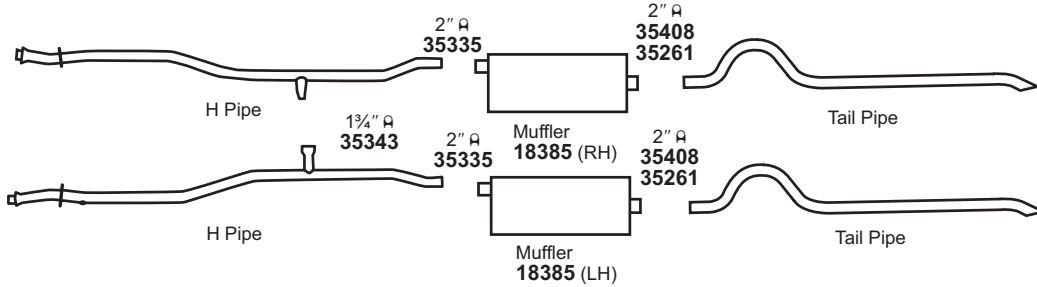
CONVERTER SPECS.

ACCESSORIES

FOOTNOTES

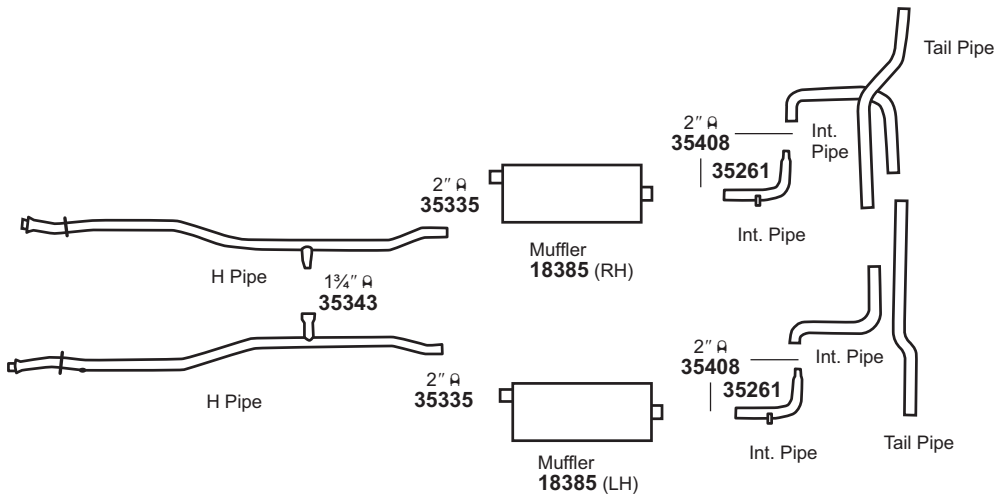
# FORD Custom

(10960) 1966-65 8 CYL. CUSTOM w/5.8L (351 C.I.D.), 6.4L (390 C.I.D.), 7.0L (427 & 428 C.I.D.) ENG. (EXC. STATION WAGON, POLICE & 7L), DUAL EXHAUST



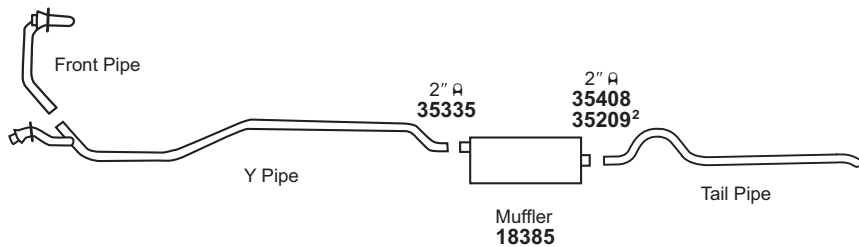
For 18385: Tru-Fit 18101 Univ. SoundFX 17820#

(10961) 1965 8 CYL. CUSTOM STATION WAGON w/5.8L (351 C.I.D.), 6.4L (390 C.I.D.) ENG., DUAL EXHAUST



For 18385: Tru-Fit 18101 Univ. SoundFX 17820#

(10962) 1965 8 CYL. CUSTOM w/4.7L (289 C.I.D.), 5.8L (351 C.I.D.), 6.4L (390 C.I.D.), 7.0L (427 C.I.D.) ENG., SINGLE EXHAUST



For 18385: Tru-Fit 18101 Univ. SoundFX 17820#

35209 Hngr. 	35261 Insl. 																		
--------------------	--------------------	--	--	--	--	--	--	--	--	--	--	--	--	--	--	--	--	--	--

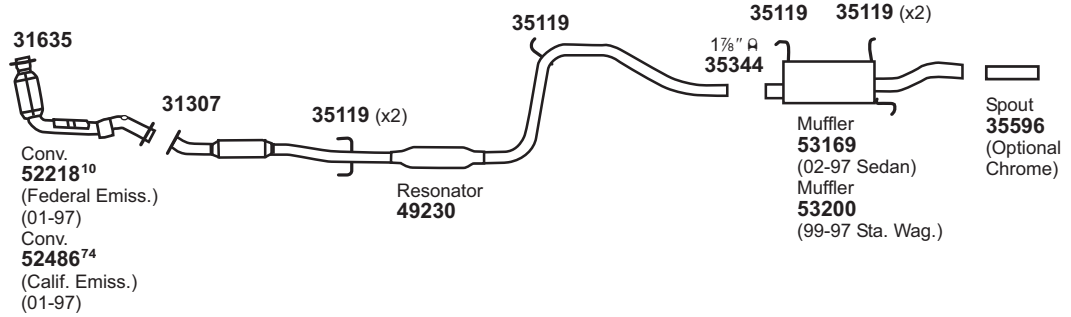
NOT LEGAL FOR SALE IN STATE OF CALIFORNIA  
IN NEW YORK STATE, CONVERTERS LISTED ARE LEGAL FOR FEDERAL/EPA EMISSION VEHICLES ONLY

# Modifications and/or additional parts required.

2 Also available 35261 Insulator to replace worn Strap section of O.E. Hanger.

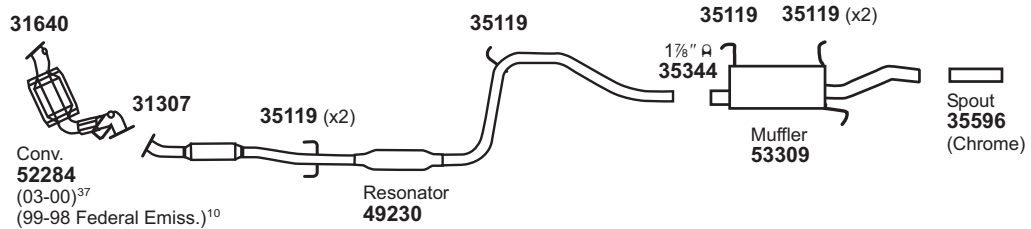
# FORD Escort

(10963) 2002-97 4 CYL. ESCORT w/2.0L ENG. CODE P



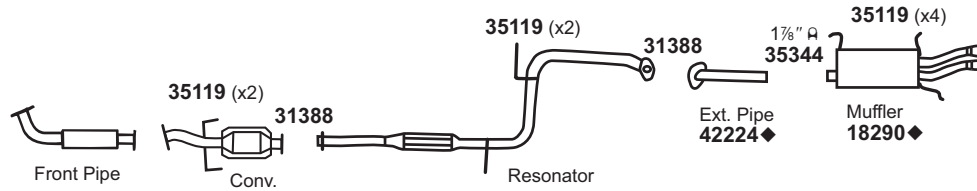
For 52218: Univ. Conv. 93236#  
 For 53169: SoundFX 18563  
 For 53200: SoundFX 18582 Tru-Fit 18153#

(10964) 2003-98 4 CYL. ESCORT ZX2 w/2.0L ENG. CODE 3

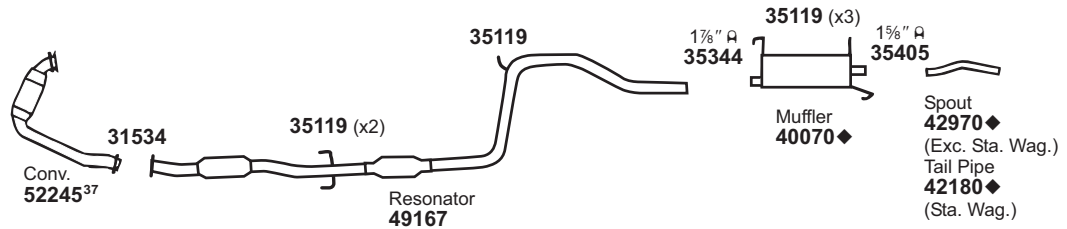


For 52284: Univ. Conv. 93236#  
 For 53309: SoundFX 18974

(10965) 1996 4 CYL. ESCORT w/1.8L ENG.



(10966) 1996 4 CYL. ESCORT w/1.9L ENG.



For 40070: SoundFX 18322# Tru-Fit 18153#  
 For 52245: Univ. Conv. 93236#

31307 Gskt.	31388 Gskt.	31534 Gskt.	31635 Gskt.	31640 Gskt.	35119 Insl.								

NOT LEGAL FOR SALE IN STATE OF CALIFORNIA  
 IN NEW YORK STATE, CONVERTERS LISTED ARE LEGAL FOR FEDERAL/EPA EMISSION VEHICLES ONLY

◆ If welded assembly, replace all required parts.  
 # Modifications and/or additional parts required.  
 7 Exc. Station Wagon.

10 Fits Federal/EPA Emission Vehicles.  
 37 Fits All Emissions Vehicles.  
 74 Fits California/50 State Emission Vehicles.

GENERAL INFORMATION

PASSENGER CAR

LIGHT TRUCK

MUFFLER SPECS.

OPTIONAL MUFFLERS

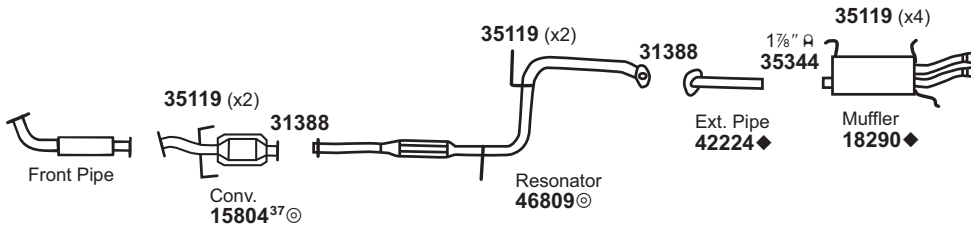
CONVERTER SPECS.

ACCESSORIES

FOOTNOTES

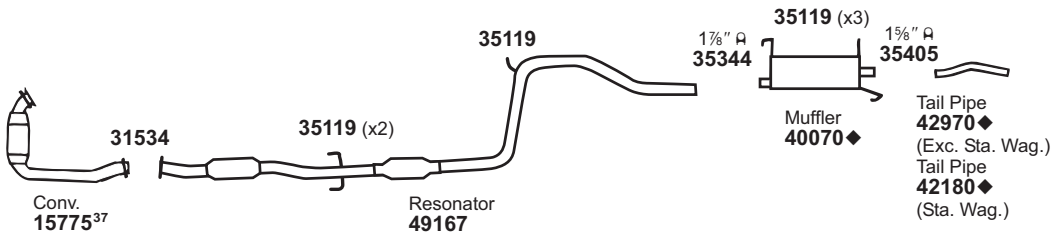
# FORD Escort

(10967) 1995-91 4 CYL. ESCORT w/1.8L DOHC ENG.



For 15804: Univ. Conv. 15036#

(10968) 1995-91 4 CYL. ESCORT w/1.9L SOHC ENG.

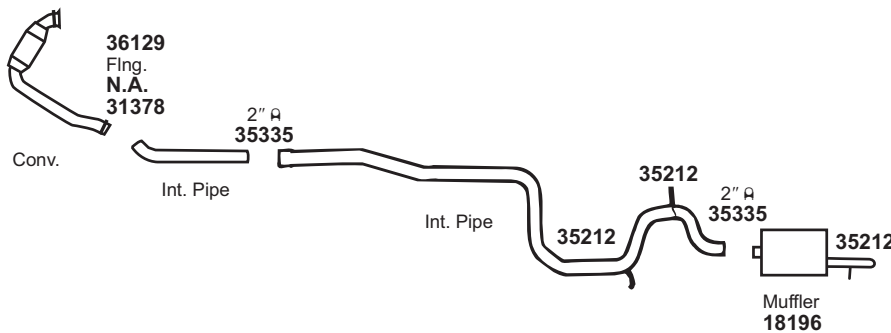


For 15775: Univ. Conv. 15036#

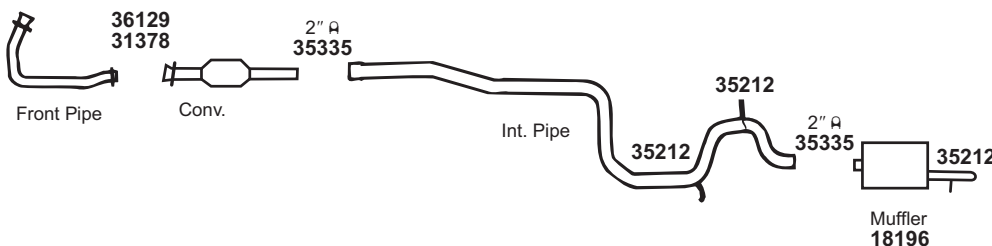
For 40070: SoundFX 18322<sup>7</sup>

Tru-Fit 18153#

(10969) 1990-87 4 CYL. ESCORT w/1.9L ENG. w/CENTRAL FUEL INJ.



(10970) 1990-86 4 CYL. ESCORT w/1.9L ENG. (EXC. FUEL INJ.)



31378 Gskt.	31388 Gskt.	31534 Gskt.	35119 Insl.	35212 Insl.	36129 Bolt Kit							

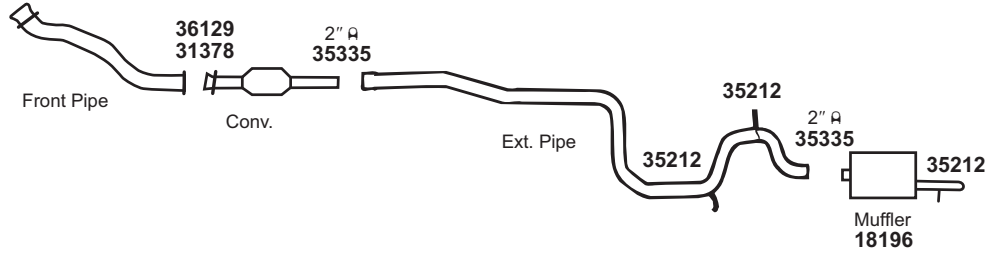
NOT LEGAL FOR SALE IN STATE OF CALIFORNIA  
IN NEW YORK STATE, CONVERTERS LISTED ARE LEGAL FOR FEDERAL/EPA EMISSION VEHICLES ONLY

- ◆ If welded assembly, replace all required parts.
- ⊙ Air Gap Pipe. Appearance may be different than O.E. Pipe. Air space between Pipes acts as a Heat Insulator.

- # Modifications and/or additional parts required.
- 7 Exc. Station Wagon.
- 37 Fits All Emissions Vehicles.

# FORD Escort

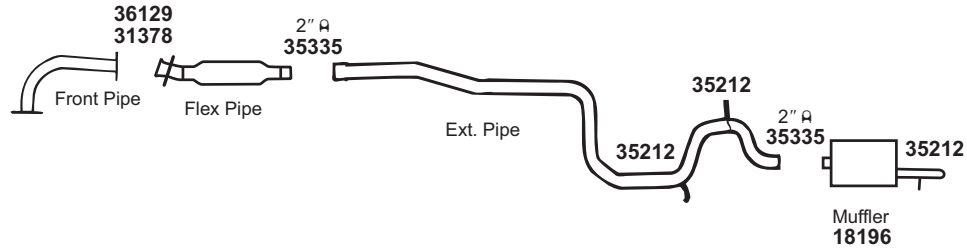
(10971) 1985-83 4 CYL. ESCORT w/1.6L ENG. w/2BBL, w/HIGH OUTPUT, ENG. CODE 4  
 1985-83 4 CYL. ESCORT w/1.6L ENG. w/EFI & TURBO, ENG. CODES 5 & 8



GENERAL INFORMATION

PASSENGER CAR

(10972) 1985-84 4 CYL. ESCORT w/2.0L DIESEL ENG. (BEFORE 2-25-85)



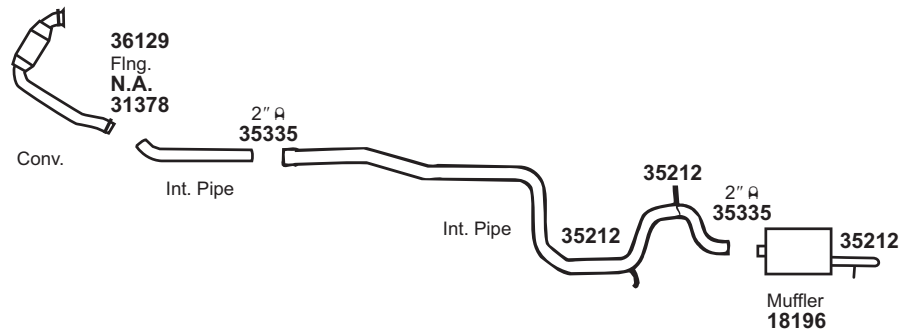
LIGHT TRUCK

MUFFLER SPECS.

## FORD Excursion, Expedition & Explorer (See Truck Section)

### FORD EXP

(10973) 1988-87 4 CYL. EXP w/1.9L ENG. w/CENTRAL FUEL INJ.

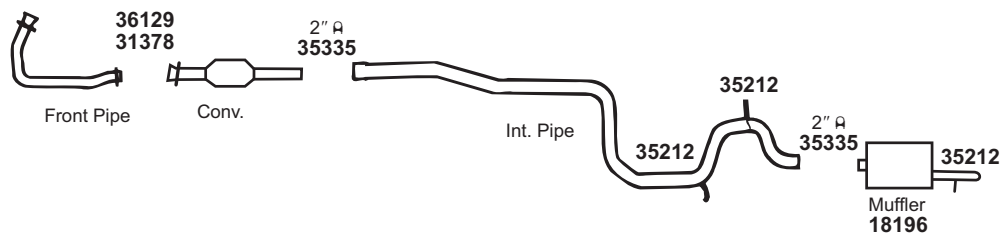


OPTIONAL MUFFLERS




CONVERTER SPECS.

ACCESSORIES

(10974) 1986 4 CYL. EXP w/1.9L CARBURETOR ENG.



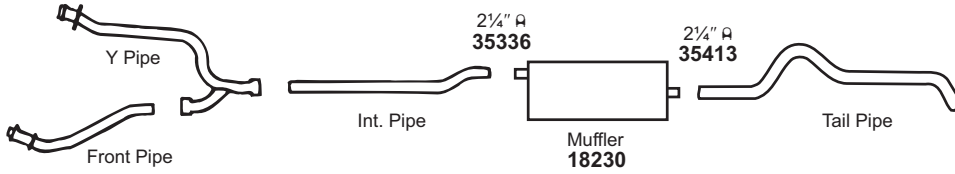
FOOTNOTES

31378 Gskt. 	35212 Insl. 	36129 Bolt Kit 																		
---	---	--	--	--	--	--	--	--	--	--	--	--	--	--	--	--	--	--	--	--

NOT LEGAL FOR SALE IN STATE OF CALIFORNIA  
 IN NEW YORK STATE, CONVERTERS LISTED ARE LEGAL FOR FEDERAL/EPA EMISSION VEHICLES ONLY

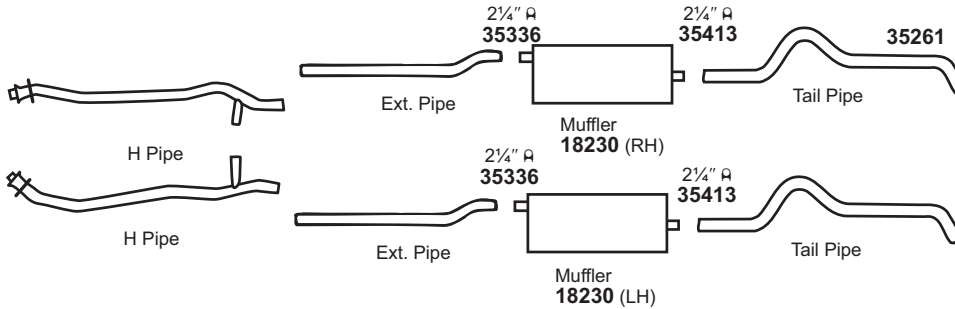
# FORD Fairlane

(10975) 1970-69 8 CYL. FAIRLANE w/5.8L (351 C.I.D.) (1970 2BBL) (EXC. STATION WAGON), SINGLE EXHAUST



For 18230: Tru-Fit 18113      Univ. SoundFX 17808      Super Turbo 17747#

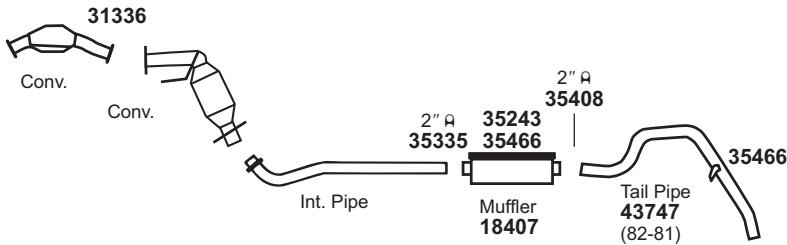
(10976) 1970-69 8 CYL. FAIRLANE w/5.8L (351 C.I.D.), 6.0L (390 C.I.D.), 7.0L (429 C.I.D.) 4BBL (EXC. STATION WAGON, CONVERTIBLE, MODELS w/COBRA JET ENG.), DUAL EXHAUST



For 18230: Tru-Fit 18113      Univ. SoundFX 17808      Super Turbo 17747#

# FORD Fairmont

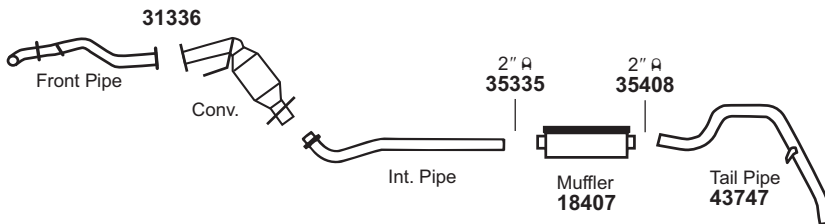
(10977) 1983 4 CYL. FAIRMONT w/2.3L ENG.  
1983-81 6 CYL. FAIRMONT w/3.3L ENG. w/14" CONVERTER SHELL



NOTE: Reuse existing shields. If not reuseable, O.E. parts are required.

For 18407: Univ. SoundFX 17844#      Super Turbo 17736#

(10978) 1982-80 4 CYL. FAIRMONT w/2.3L (300 C.I.D.) ENG.



NOTE: Reuse existing shields. If not reuseable, O.E. parts are required.

For 18407: Univ. SoundFX 17844#      Super Turbo 17736#

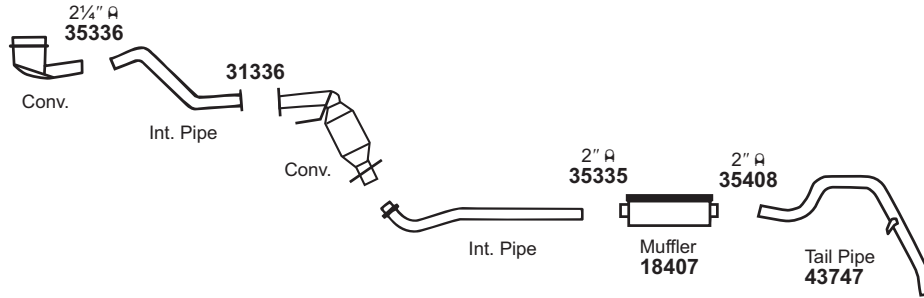
31336 Gskt.	35243 Brkt.	35261 Insl.	35466 Insl.									

NOT LEGAL FOR SALE IN STATE OF CALIFORNIA  
IN NEW YORK STATE, CONVERTERS LISTED ARE LEGAL FOR FEDERAL/EPA EMISSION VEHICLES ONLY



# FORD Fairmont

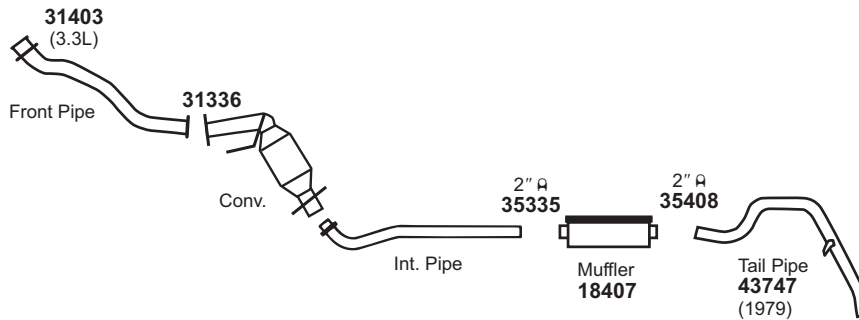
(10979) 1980 6 CYL. FAIRMONT w/3.3L (200 C.I.D.) ENG. w/14" CONVERTER SHELL



NOTE: Reuse existing shields. If not reuseable, O.E. parts are required.

For 18407: Univ. SoundFX 17844# Super Turbo 17736#

(10980) 1979-78 4 CYL. FAIRMONT w/2.3L (140 C.I.D.) ENG.  
1979-78 6 CYL. FAIRMONT w/3.3L (200 C.I.D.) ENG.

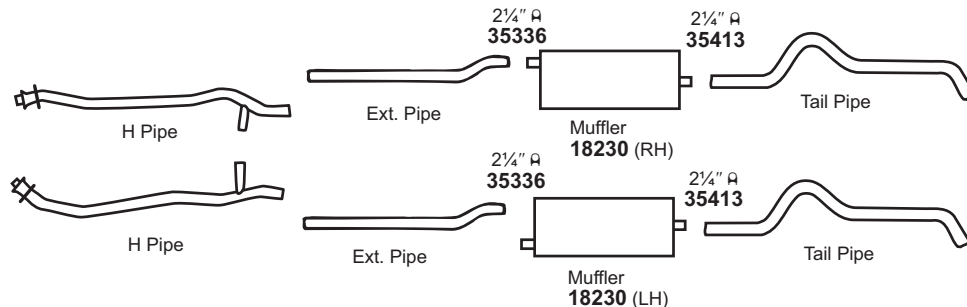


NOTE: Reuse existing shields. If not reuseable, O.E. parts are required.

For 18407: Univ. SoundFX 17844# Super Turbo 17736#

# FORD Falcon

(10981) 1970 8 CYL. FALCON w/5.8L (351 C.I.D.) 4BBL, 7.0L (429 C.I.D.) (360 H.P.) (EXC. STATION WAGON, COBRA JET ENG.), DUAL EXHAUST



For 18230: Tru-Fit 18113

Univ. SoundFX 17808

Super Turbo 17747#

31336 Gskt. 	31403 Gskt. 													
--------------------	--------------------	--	--	--	--	--	--	--	--	--	--	--	--	--

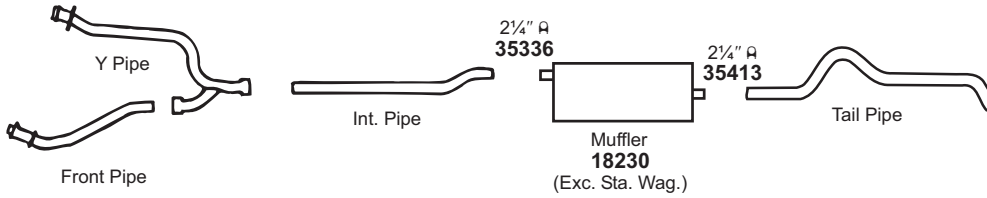
NOT LEGAL FOR SALE IN STATE OF CALIFORNIA  
IN NEW YORK STATE, CONVERTERS LISTED ARE LEGAL FOR FEDERAL/EPA EMISSION VEHICLES ONLY

# Modifications and/or additional parts required.

- GENERAL INFORMATION
- PASSENGER CAR
- LIGHT TRUCK
- MUFFLER SPECS.
- OPTIONAL MUFFLERS
- CONVERTER SPECS.
- ACCESSORIES
- FOOTNOTES

# FORD Falcon

(10982) 1970 1/2 8 CYL. FALCON w/5.8L (351 C.I.D.) 2BBL, SINGLE EXHAUST



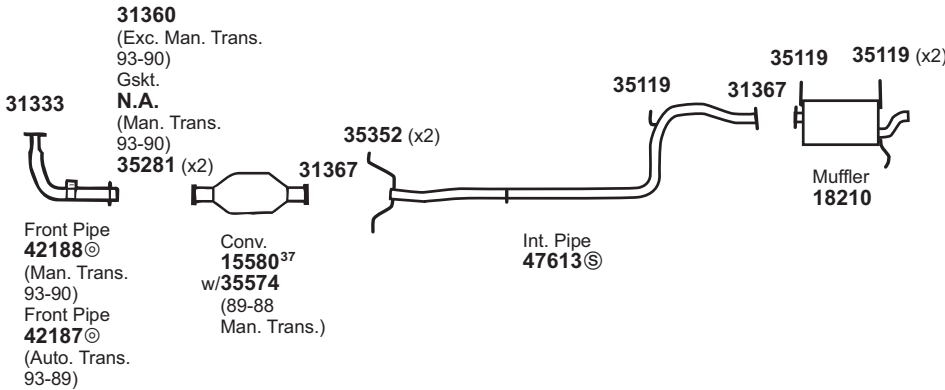
For 18230: Tru-Fit 18113

Univ. SoundFX 17808

Super Turbo 17747#

# FORD Festiva

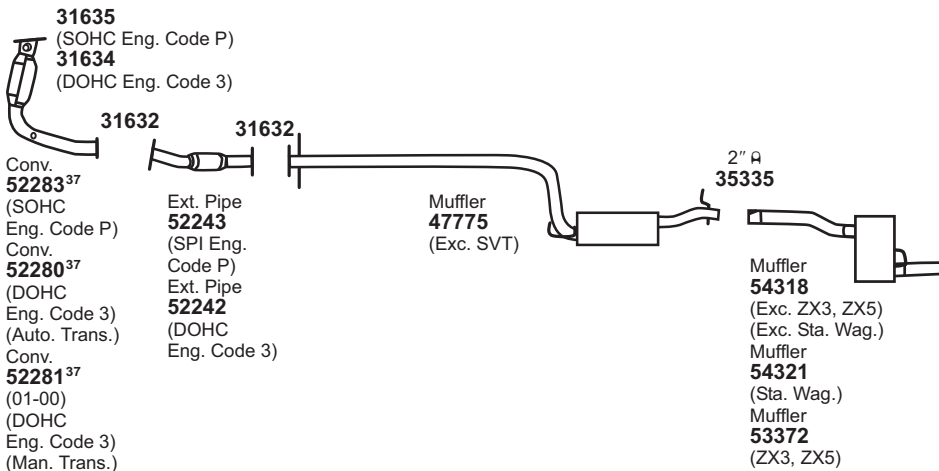
(10983) 1993-88 4 CYL. FESTIVA w/1.3L ENG.



For 15580: Univ. Conv. 15031#

# FORD Focus

(10984) 2004-00 4 CYL. FOCUS w/2.0L ENG.



For 47775: SoundFX 18960

For 52280: Univ. Conv. 93238#

For 52281: Univ. Conv. 93238#

For 52283: Univ. Conv. 93238#

For 54318: SoundFX 18940

31333 Gskt.	31360 Gskt.	31367 Gskt.	31632 Gskt.	31634 Gskt.	31635 Gskt.	35119 Insl.	35281 Spring	35352 Insl.							

NOT LEGAL FOR SALE IN STATE OF CALIFORNIA  
IN NEW YORK STATE, CONVERTERS LISTED ARE LEGAL FOR FEDERAL/EPA EMISSION VEHICLES ONLY

Ⓢ W/welded Heat Shield.

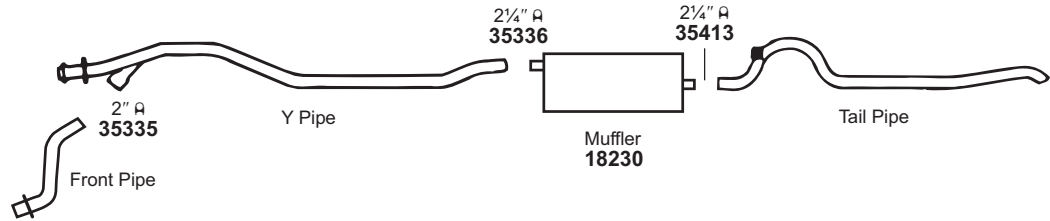
Ⓞ Air Gap Pipe. Appearance may be different than O.E. Pipe. Air space between Pipes acts as a Heat Insulator.

# Modifications and/or additional parts required.

37 Fits All Emissions Vehicles.

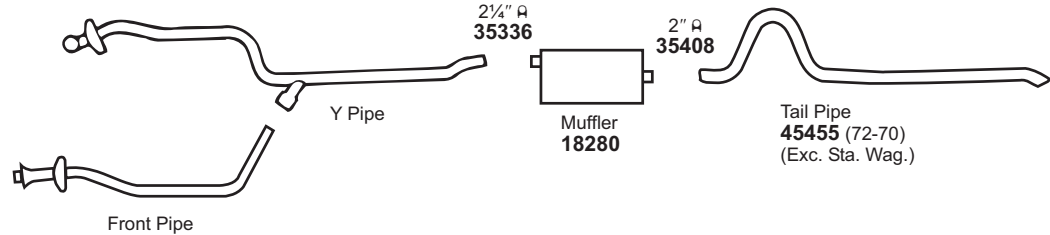
# FORD Galaxie

(10985) 1974 8 CYL. GALAXIE w/5.8L (351 C.I.D.) ENG.



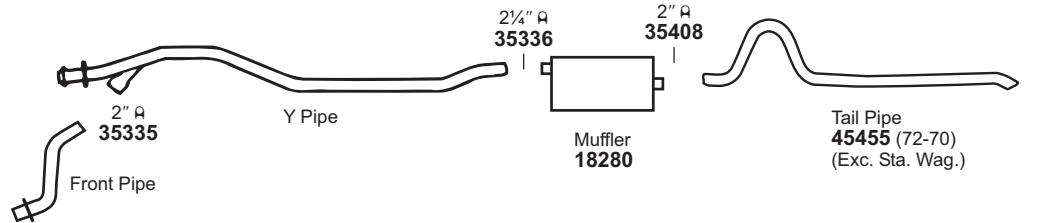
For 18230: Tru-Fit 18113      Univ. SoundFX 17808      Super Turbo 17747#

(10986) 1973-71 8 CYL. GALAXIE, XL w/5.8L (351 C.I.D.) CLEVELAND ENG.  
1972-70 8 CYL. GALAXIE w/5.0L (302 C.I.D.) ENG.



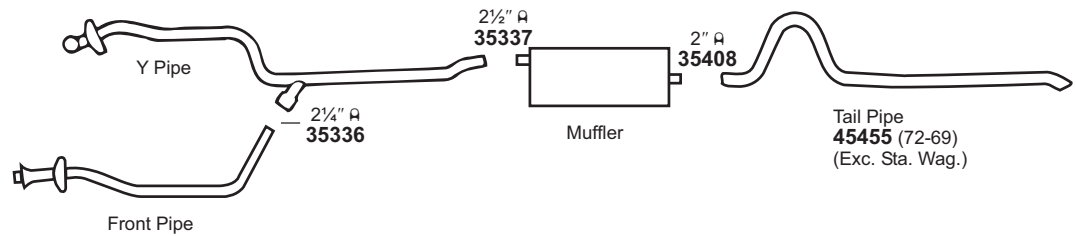
For 18280: Tru-Fit 18111      Univ. SoundFX 17800      Super Turbo 17747#

(10987) 1973-70 8 CYL. GALAXIE, XL w/5.8L (351 C.I.D.) WINDSOR ENG.

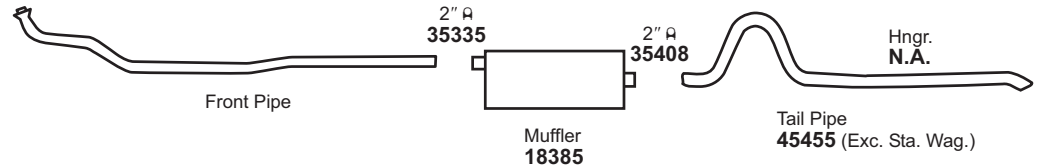


For 18280: Tru-Fit 18111      Univ. SoundFX 17800      Super Turbo 17747#

(10988) 1973 8 CYL. GALAXIE w/6.6 (400 C.I.D.) ENG., SINGLE EXHAUST  
1972-69 8 CYL. GALAXIE, XL w/6.0L (390 C.I.D.), 6.6L (400 C.I.D.), 7.0L, (428 & 429 C.I.D.) ENG., (EXC. POLICE), SINGLE EXHAUST  
1969 8 CYL. GALAXIE, XL, LTD w/5.0L (302 C.I.D.), 5.8L (351 C.I.D.) ENG., SINGLE EXHAUST



(10989) 1972-69 6 CYL. GALAXIE



For 18385: Tru-Fit 18101      Univ. SoundFX 17820#

GENERAL INFORMATION

PASSENGER CAR

LIGHT TRUCK

MUFFLER SPECS.

OPTIONAL MUFFLERS

CONVERTER SPECS.

ACCESSORIES

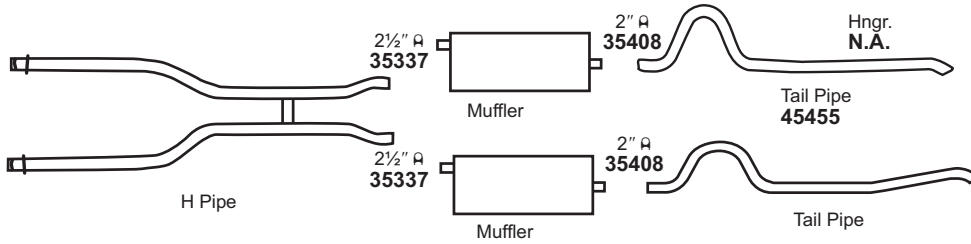
FOOTNOTES

NOT LEGAL FOR SALE IN STATE OF CALIFORNIA  
IN NEW YORK STATE, CONVERTERS LISTED ARE LEGAL FOR FEDERAL/EPA EMISSION VEHICLES ONLY

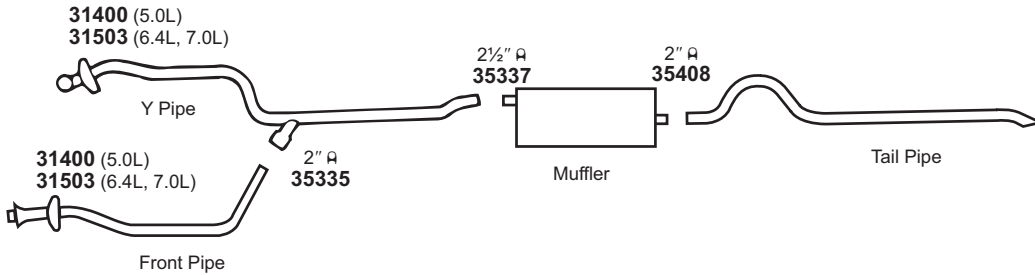
# Modifications and/or additional parts required.

# FORD Galaxie

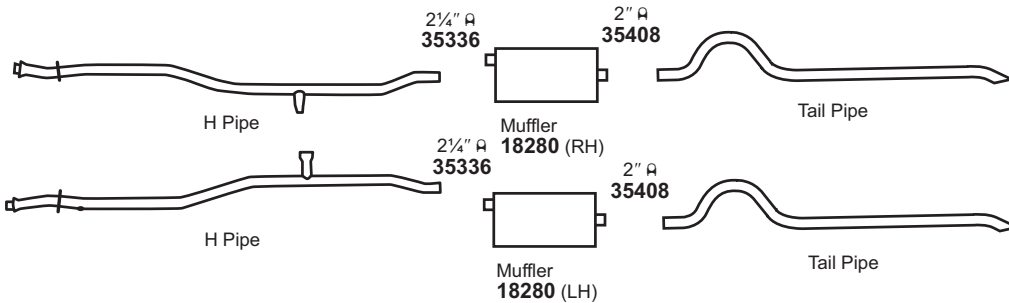
(10990) 1970-69 8 CYL. GALAXIE, XL w/7.0L (428 & 429 C.I.D.) ENG., DUAL EXHAUST



(10991) 1968 8 CYL. GALAXIE & STATION WAGON w/5.0L (302 C.I.D.), 6.4L (396 C.I.D.), 7.0L (428 C.I.D.) ENG. (EXC. POLICE), SINGLE EXHAUST



(10992) 1968 8 CYL. GALAXIE w/6.4L (390 C.I.D.), 7.0L (428 C.I.D.) & 4BBL (EXC. STATION WAGON & POLICE), DUAL EXHAUST

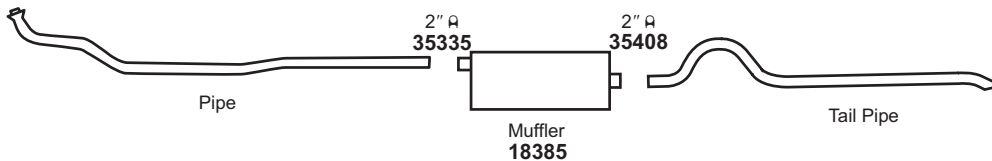


For 18280: Tru-Fit 18111

Univ. SoundFX 17800

Super Turbo 17747#

(10993) 1968 6 CYL. GALAXIE & STATION WAGON  
1967 6 CYL. GALAXIE



For 18385: Tru-Fit 18101

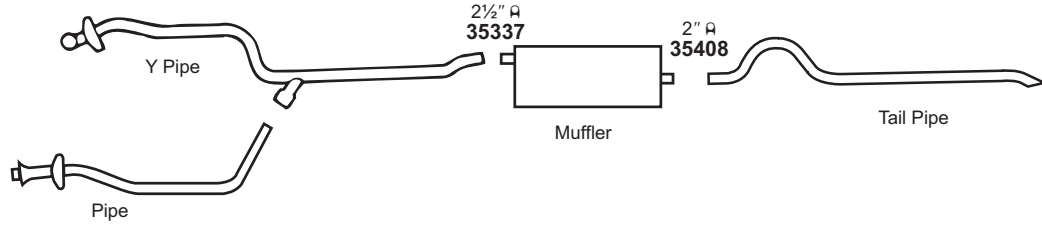
Univ. SoundFX 17820#

31400 Gskt.	31503 Gskt.												

NOT LEGAL FOR SALE IN STATE OF CALIFORNIA  
IN NEW YORK STATE, CONVERTERS LISTED ARE LEGAL FOR FEDERAL/EPA EMISSION VEHICLES ONLY

# FORD Galaxie

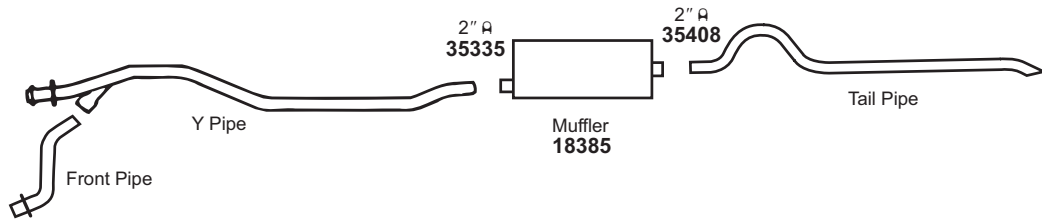
(10994) 1967 8 CYL. GALAXIE & STATION WAGON w/4.7L (289 C.I.D.) w/2½" MUFFLER INLET; GALAXIE w/6.4L 2BBL



GENERAL INFORMATION

PASSENGER CAR

(10995) 1967 8 CYL. GALAXIE w/4.7L (289 C.I.D.) ENG. w/2" MUFFLER INLET  
1966 8 CYL. GALAXIE w/4.7L (289 C.I.D.) ENG. (EXC. STATION WAGON)



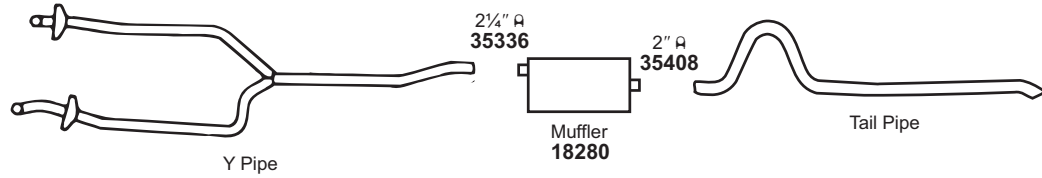
For 18385: Tru-Fit 18101

Univ. SoundFX 17820#

LIGHT TRUCK

MUFFLER SPECS.

(10996) 1967 8 CYL. GALAXIE w/6.4L (390 C.I.D.), 7.0L (428 C.I.D.) 4BBL STATION WAGON, SINGLE EXHAUST



For 18280: Tru-Fit 18111

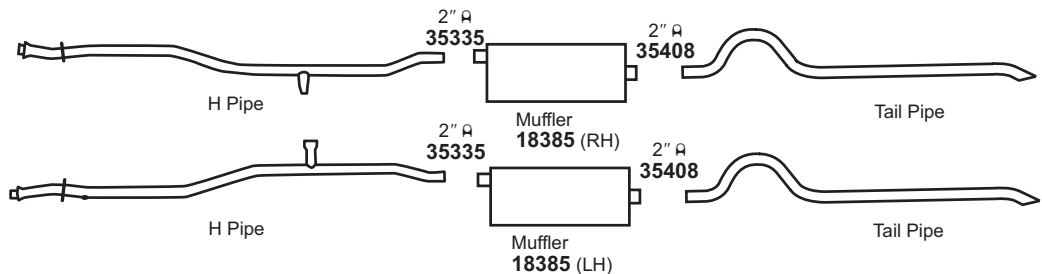
Univ. SoundFX 17800

Super Turbo 17747#

OPTIONAL MUFFLERS

CONVERTER SPECS.

(10997) 1967 8 CYL. GALAXIE w/6.4L (390 C.I.D.), 7.0L (428 C.I.D.) 4BBL (EXC. STATION WAGON), DUAL EXHAUST



For 18385: Tru-Fit 18101

Univ. SoundFX 17820#

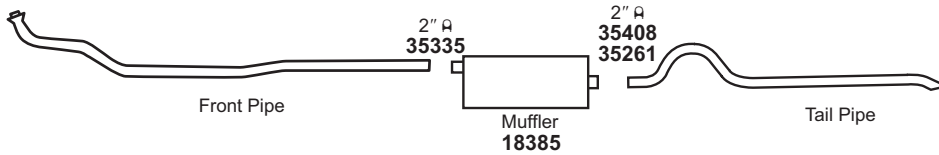
ACCESSORIES

FOOTNOTES

NOT LEGAL FOR SALE IN STATE OF CALIFORNIA  
IN NEW YORK STATE, CONVERTERS LISTED ARE LEGAL FOR FEDERAL/EPA EMISSION VEHICLES ONLY

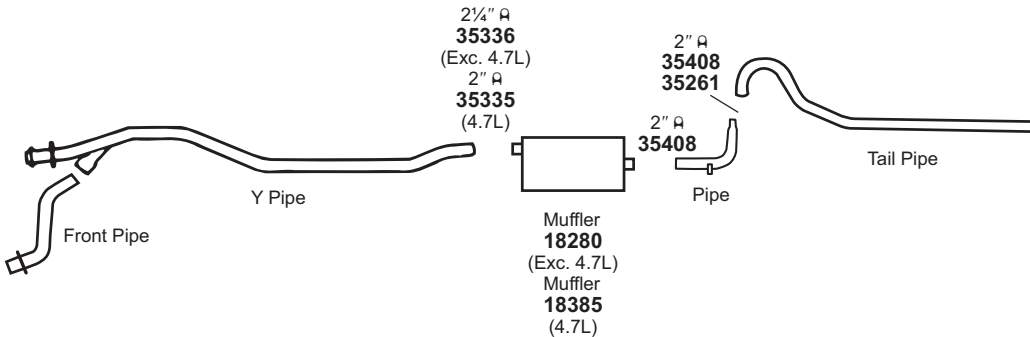
# FORD Galaxie

(10998) 1966-65 6 CYL. GALAXIE



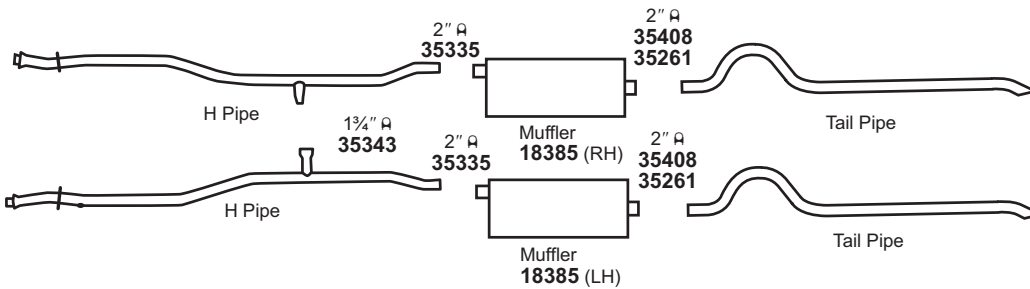
For 18385: Tru-Fit 18101 Univ. SoundFX 17820#

(10999) 1966 8 CYL. GALAXIE w/6.4L (390 C.I.D.) ENG.  
1966-65 8 CYL. GALAXIE STATION WAGON w/4.7L (289 C.I.D.), 5.8L (351 C.I.D.), 7.0L (428 C.I.D.) ENG.



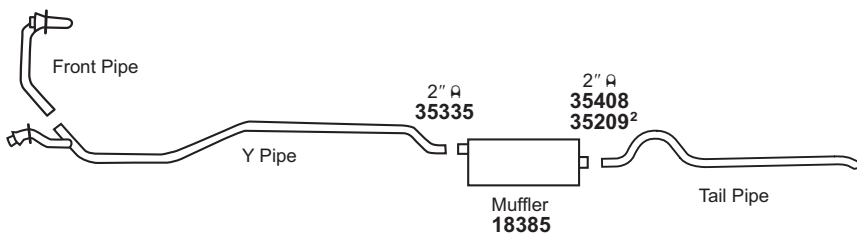
For 18280: Tru-Fit 18111 Univ. SoundFX 17800 Super Turbo 17747#  
For 18385: Tru-Fit 18101 Univ. SoundFX 17820#

(11000) 1966-65 8 CYL. GALAXIE w/5.8L (351 C.I.D.), 6.4L (390 C.I.D.), 7.0L (427 & 428 C.I.D.) ENG. (EXC. STATION WAGON, POLICE & 7L), DUAL EXHAUST



For 18385: Tru-Fit 18101 Univ. SoundFX 17820#

(11001) 1965 8 CYL. GALAXIE w/4.7L (289 C.I.D.), 5.8L (351 C.I.D.), 6.4L (390 C.I.D.), 7.0L (427 C.I.D.) ENG., SINGLE EXHAUST



For 18385: Tru-Fit 18101 Univ. SoundFX 17820#

35209 Hngr. 	35261 Insl. 																		
---	---	--	--	--	--	--	--	--	--	--	--	--	--	--	--	--	--	--	--

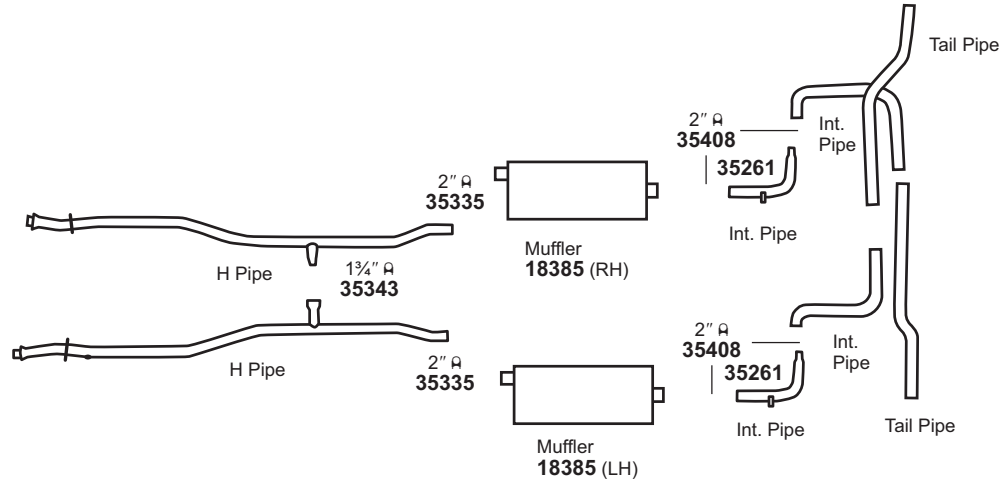
NOT LEGAL FOR SALE IN STATE OF CALIFORNIA  
IN NEW YORK STATE, CONVERTERS LISTED ARE LEGAL FOR FEDERAL/EPA EMISSION VEHICLES ONLY

# Modifications and/or additional parts required.

2 Also available 35261 Insulator to replace worn Strap section of O.E. Hanger.

# FORD Galaxie

(11002) 1965 8 CYL. GALAXIE STATION WAGON w/5.8L (351 C.I.D.), 6.4L (390 C.I.D.) ENG., DUAL EXHAUST

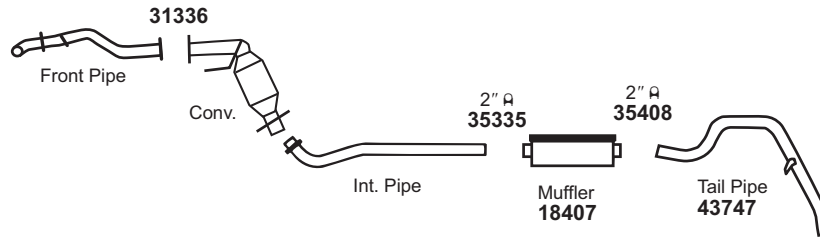


For 18385: Tru-Fit 18101 Univ. SoundFX 17820#

- GENERAL INFORMATION
- PASSENGER CAR
- LIGHT TRUCK
- MUFFLER SPECS.

# FORD Granada

(11003) 1982-81 4 CYL. GRANADA w/2.3L ENG.

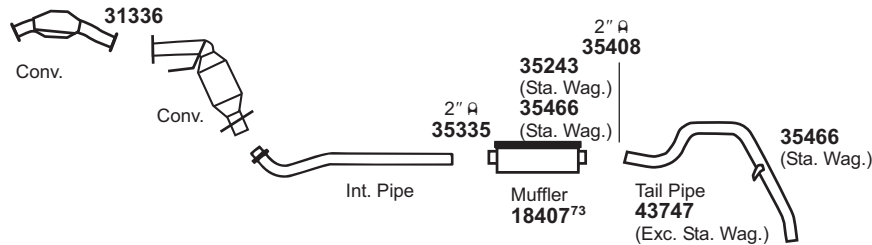


NOTE: Reuse existing shields. If not reuseable, O.E. parts are required.

For 18407: Univ. SoundFX 17844# Super Turbo 17736#

- OPTIONAL MUFFLERS
- CONVERTER SPECS.

(11004) 1982 6 CYL. GRANADA w/3.3L ENG.



NOTE: Reuse existing shields. If not reuseable, O.E. parts are required.

For 18407: Univ. SoundFX 17844# Super Turbo 17736#

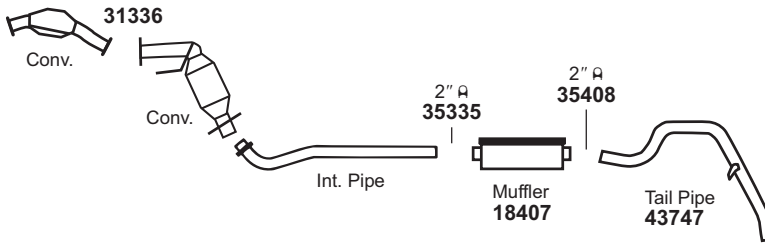
- ACCESSORIES
- FOOTNOTES

31336 Gskt.	35243 Brkt.	35261 Insl.	35466 Insl.																

NOT LEGAL FOR SALE IN STATE OF CALIFORNIA  
IN NEW YORK STATE, CONVERTERS LISTED ARE LEGAL FOR FEDERAL/EPA EMISSION VEHICLES ONLY

# FORD Granada

(11005) 1981 6 CYL. GRANADA w/3.3L ENG.

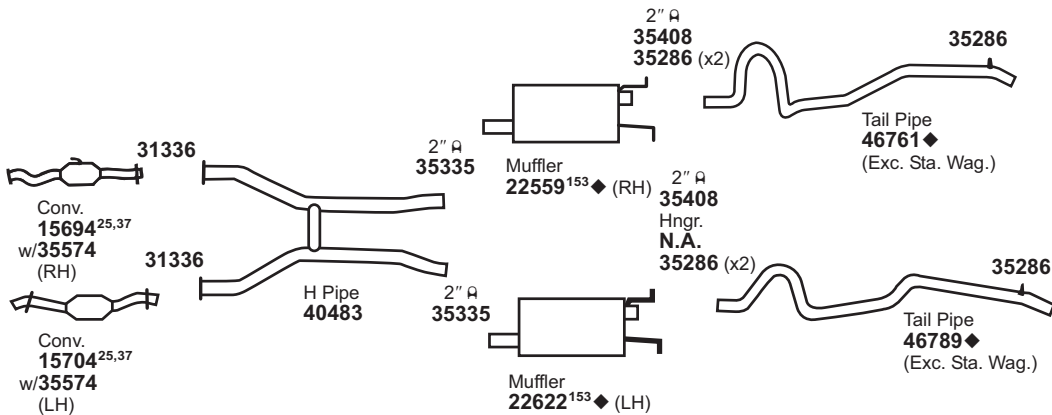


NOTE: Reuse existing shields. If not reuseable, O.E. parts are required.

For 18407: Univ. SoundFX 17844# Super Turbo 17736#

# FORD LTD

(11006) 1991-90 8 CYL. LTD CROWN VICTORIA w/5.0L ENG., DUAL EXHAUST

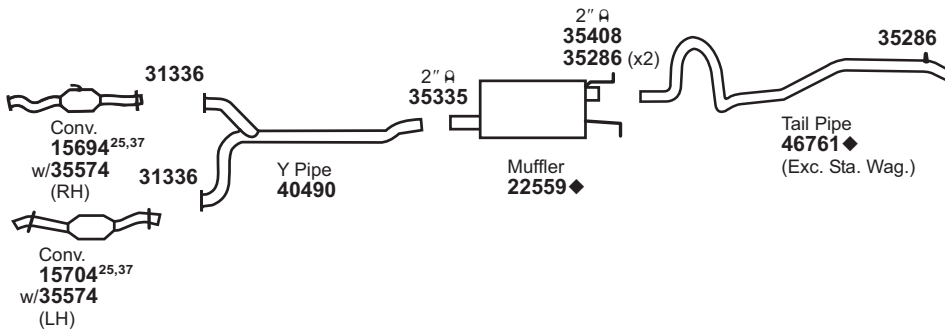


For 22559: SoundFX 18190  
For 22622: SoundFX 18437  
Super Turbo 17736#

Tru-Fit 18178#  
Tru-Fit 18105#

Univ. SoundFX 17844#  
Univ. SoundFX 17844#



(11007) 1991-90 8 CYL. LTD CROWN VICTORIA w/5.0L ENG., SINGLE EXHAUST



For 22559: SoundFX 18190

Tru-Fit 18178#

Univ. SoundFX 17844#

31336 Gskt. 	35286 Insl. 																		
---	---	--	--	--	--	--	--	--	--	--	--	--	--	--	--	--	--	--	--

NOT LEGAL FOR SALE IN STATE OF CALIFORNIA  
IN NEW YORK STATE, CONVERTERS LISTED ARE LEGAL FOR FEDERAL/EPA EMISSION VEHICLES ONLY

◆ If welded assembly, replace all required parts.

# Modifications and/or additional parts required.

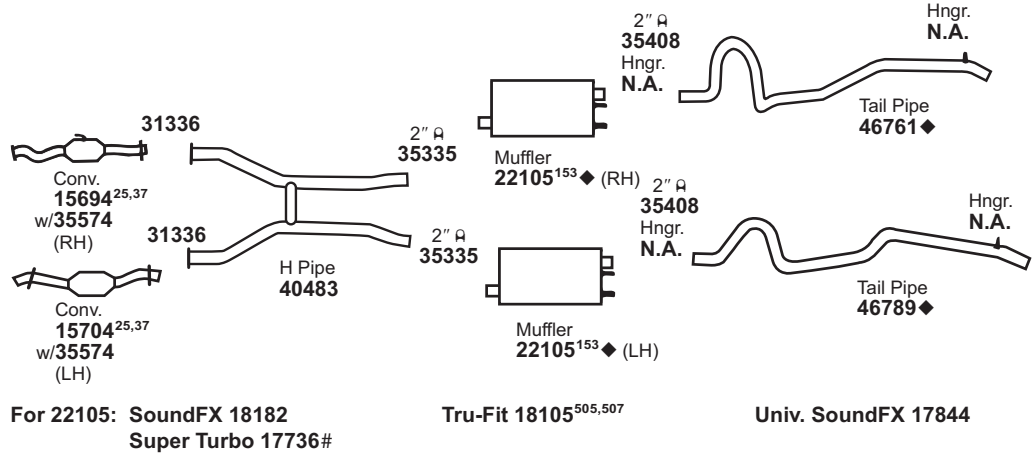
25 Replaces multiple O.E. Converters. Only failed Converters may be replaced. See Catalytic Converter Installation Guide.

37 Fits All Emissions Vehicles.

153 Models w/Heat Shields, use 35567 Shield & (2) 35564 Straps.



**(11008) 1991-90 8 CYL. LTD CROWN VICTORIA POLICE CAR w/5.8L ENG., DUAL EXHAUST**

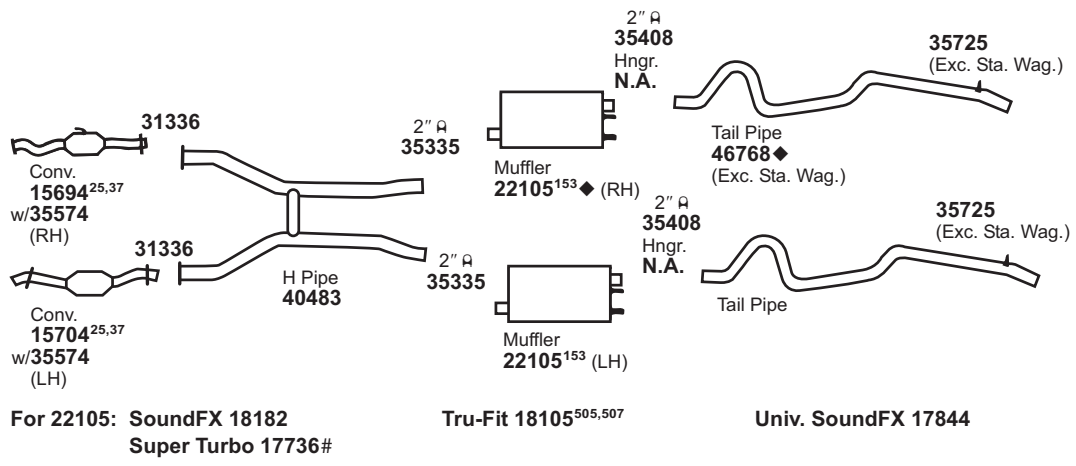


GENERAL INFORMATION

PASSENGER CAR

LIGHT TRUCK

**(11009) 1989 8 CYL. LTD CROWN VICTORIA w/5.0L ENG., DUAL EXHAUST (INCLUDING POLICE CAR)**

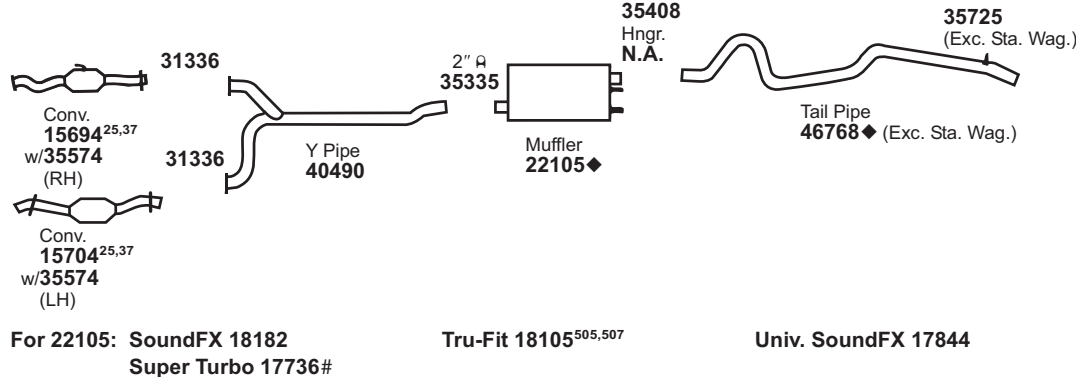


MUFFLER SPECS.

OPTIONAL MUFFLERS

CONVERTER SPECS.

**(11010) 1989 8 CYL. LTD CROWN VICTORIA w/5.0L ENG., SINGLE EXHAUST**



ACCESSORIES

FOOTNOTES

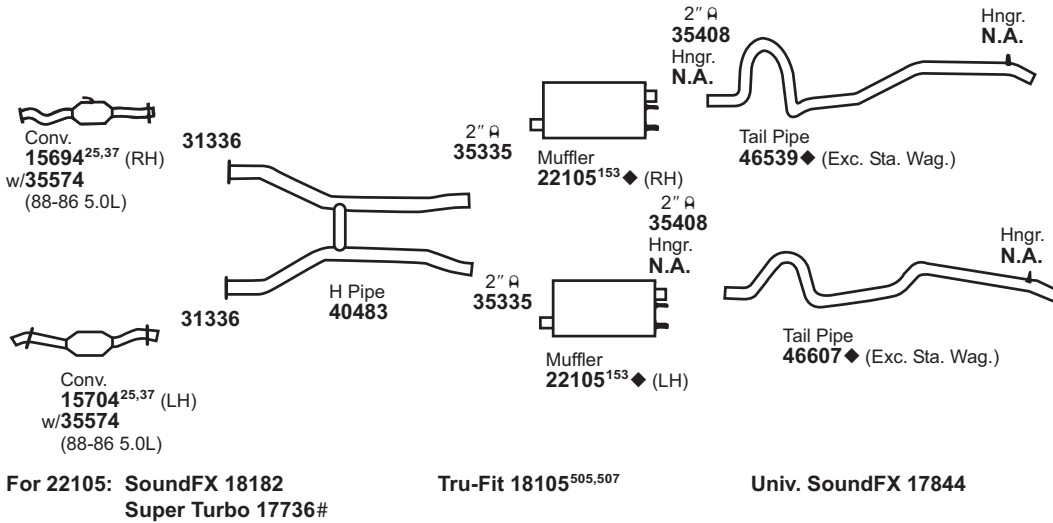
31336 Gskt. 	35725 Insl. 												
--------------------	--------------------	--	--	--	--	--	--	--	--	--	--	--	--

**NOT LEGAL FOR SALE IN STATE OF CALIFORNIA  
IN NEW YORK STATE, CONVERTERS LISTED ARE LEGAL FOR FEDERAL/EPA EMISSION VEHICLES ONLY**

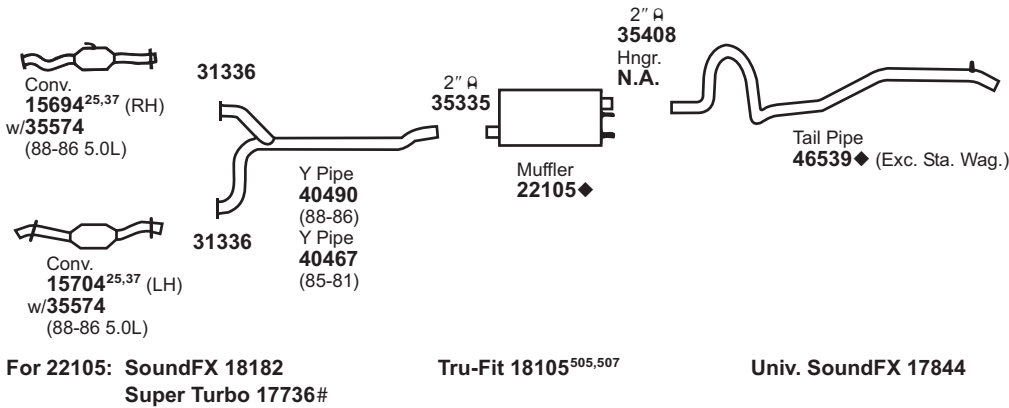
◆ If welded assembly, replace all required parts.  
 # Modifications and/or additional parts required.  
 25 Replaces multiple O.E. Converters. Only failed Converters may be replaced. See Catalytic Converter Installation Guide.  
 37 Fits All Emissions Vehicles.  
 153 Models w/Heat Shields, use 35567 Shield & (2) 35564 Straps.  
 505 Requires 35567 Shield & (2) 35564 Straps.  
 507 Requires 35568 Bracket & (1) Extra 35408 (2") Clamp.

# FORD LTD

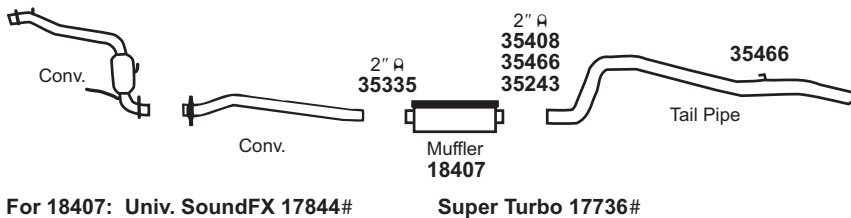
(11011) 1988-83 8 CYL. LTD CROWN VICTORIA w/5.0L, 5.8L ENG., DUAL EXHAUST  
 1982-80 8 CYL. LTD w/5.8L ENG., DUAL EXHAUST



(11012) 1988-83 8 CYL. LTD CROWN VICTORIA w/5.0L, 5.8L ENG., SINGLE EXHAUST  
 1982-81 8 CYL. LTD w/4.2L, 5.0L, 5.8L ENG., SINGLE EXHAUST



(11013) 1986-84 4 CYL. LTD w/2.3L GAS ENG. (EXC. HEAVY DUTY FLEET)



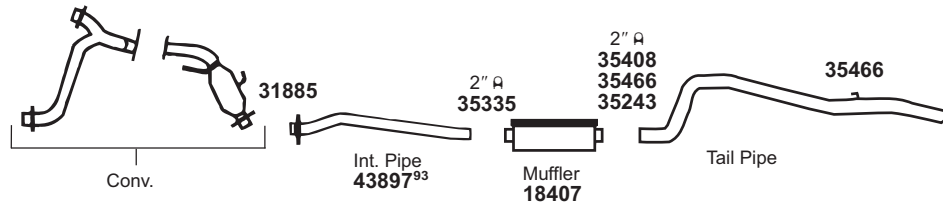
31336 Gskt. 	35243 Brkt. 	35466 Insl. 											
--------------------	--------------------	--------------------	--	--	--	--	--	--	--	--	--	--	--

NOT LEGAL FOR SALE IN STATE OF CALIFORNIA  
 IN NEW YORK STATE, CONVERTERS LISTED ARE LEGAL FOR FEDERAL/EPA EMISSION VEHICLES ONLY

- ◆ If welded assembly, replace all required parts.
- # Modifications and/or additional parts required.
- 25 Replaces multiple O.E. Converters. Only failed Converters may be replaced. See Catalytic Converter Installation Guide.
- 37 Fits All Emissions Vehicles.
- 153 Models w/Heat Shields, use 35567 Shield & (2) 35564 Straps.
- 505 Requires 35567 Shield & (2) 35564 Straps.
- 507 Requires 35568 Bracket & (1) Extra 35408 (2") Clamp.

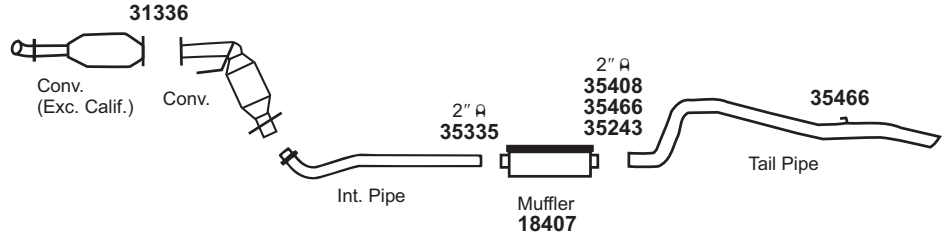
# FORD LTD

(11014) 1986-84 6 CYL. LTD w/3.8L ENG. (EXC. HEAVY DUTY FLEET & TAXI)



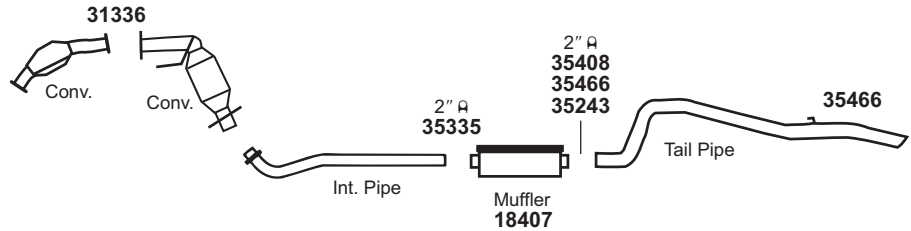
For 18407: Univ. SoundFX 17844# Super Turbo 17736#

(11015) 1983 4 CYL. LTD w/2.3L GAS ENG.



For 18407: Univ. SoundFX 17844# Super Turbo 17736#

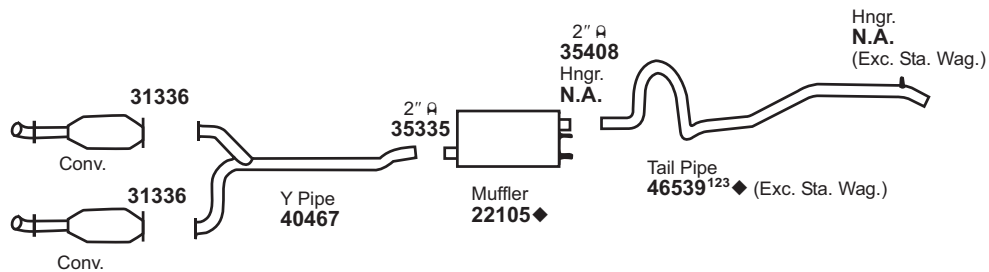
(11016) 1983 6 CYL. LTD w/3.3L ENG.



NOTE: Reuse existing shields. If not reuseable, O.E. parts are required.

For 18407: Univ. SoundFX 17844# Super Turbo 17736#

(11017) 1980-79 8 CYL. LTD w/5.0L (302 C.I.D.), 5.8L (351 C.I.D.) ENG., SINGLE EXHAUST



For 22105: SoundFX 18182 Tru-Fit 18105<sup>505,507</sup> Univ. SoundFX 17844  
Super Turbo 17736#

31336 Gskt.	31885 Fling.	35243 Brkt.	35466 Insl.										

NOT LEGAL FOR SALE IN STATE OF CALIFORNIA  
IN NEW YORK STATE, CONVERTERS LISTED ARE LEGAL FOR FEDERAL/EPA EMISSION VEHICLES ONLY

◆ If welded assembly, replace all required parts.  
# Modifications and/or additional parts required.  
93 W/Electronic Eng. Controls.

123 1980 w/Auto. overdrive.  
505 Requires 35567 Shield & (2) 35564 Straps.  
507 Requires 35568 Bracket & (1) Extra 35408 (2") Clamp.

GENERAL INFORMATION

PASSENGER CAR

LIGHT TRUCK

MUFFLER SPECS.

OPTIONAL MUFFLERS

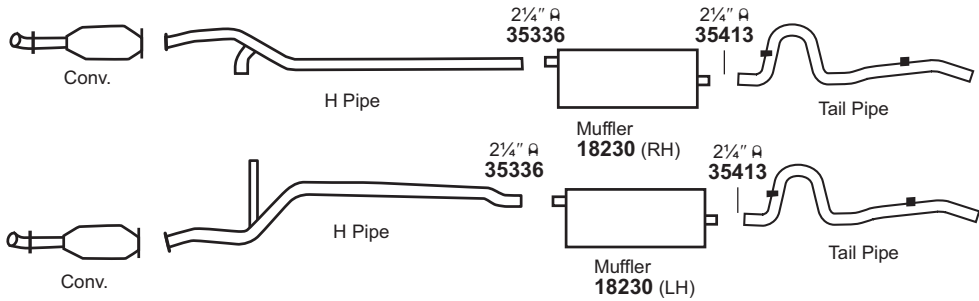
CONVERTER SPECS.

ACCESSORIES

FOOTNOTES

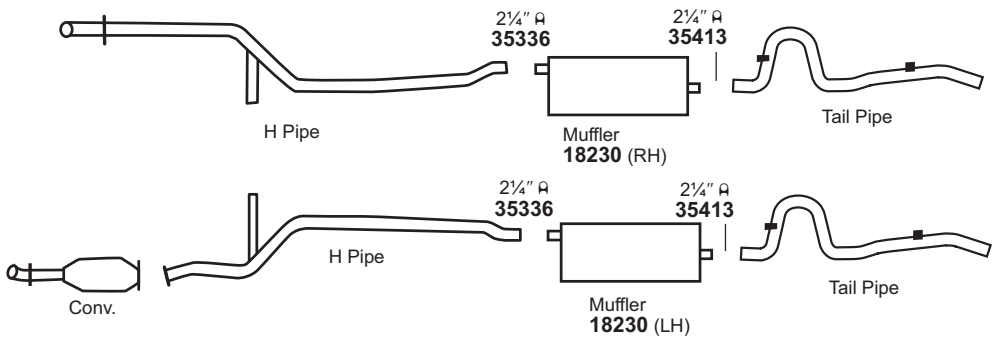
# FORD LTD

(11018) 1978-77 8 CYL. LTD POLICE SEDAN w/7.5L (460 C.I.D.) ENG.  
 1976-75 8 CYL. LTD w/7.5L (460 C.I.D.) ENG. w/TWO CONVERTERS



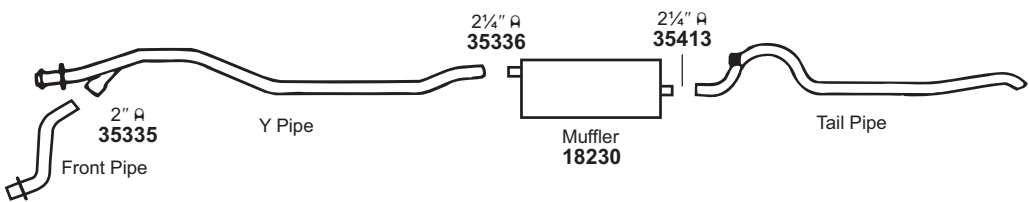
For 18230: Tru-Fit 18113      Univ. SoundFX 17808      Super Turbo 17747#

(11019) 1976-75 8 CYL. LTD w/7.5L (460 C.I.D.) ENG. w/ONE CONVERTER



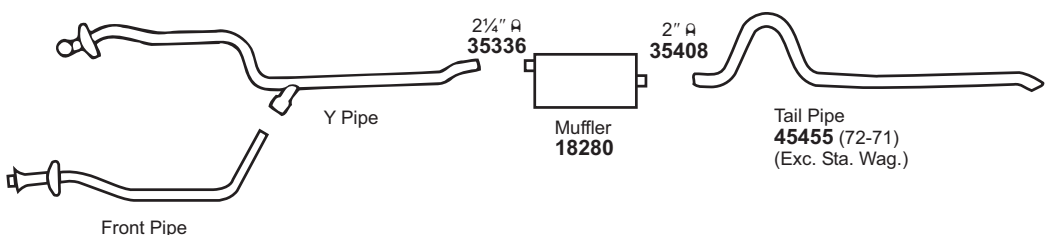
For 18230: Tru-Fit 18113      Univ. SoundFX 17808      Super Turbo 17747#

(11020) 1974 8 CYL. LTD w/5.8L (351 C.I.D.) ENG.



For 18230: Tru-Fit 18113      Univ. SoundFX 17808      Super Turbo 17747#

(11021) 1973-71 8 CYL. LTD w/5.8L (351 C.I.D.) CLEVELAND ENG.

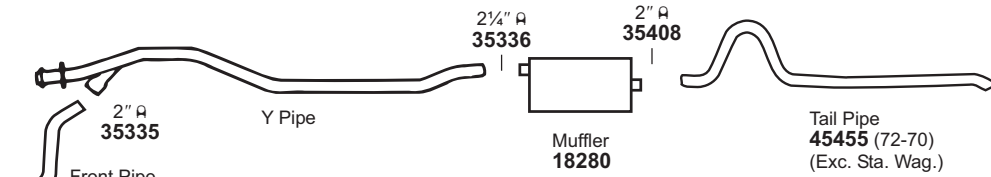


For 18280: Tru-Fit 18111      Univ. SoundFX 17800      Super Turbo 17747#

NOT LEGAL FOR SALE IN STATE OF CALIFORNIA  
 IN NEW YORK STATE, CONVERTERS LISTED ARE LEGAL FOR FEDERAL/EPA EMISSION VEHICLES ONLY

# FORD LTD

(11022) 1973-70 8 CYL. LTD w/5.8L (351 C.I.D.) WINDSOR ENG.

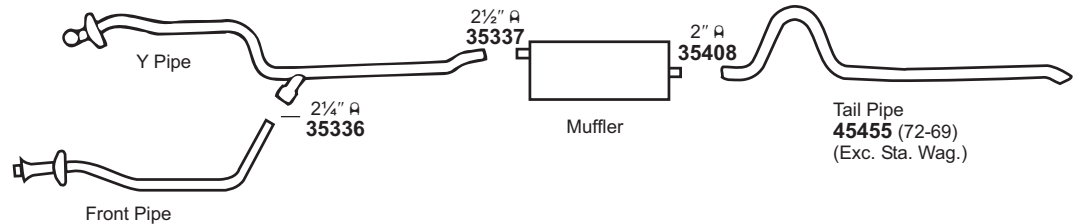


For 18280: Tru-Fit 18111      Univ. SoundFX 17800      Super Turbo 17747#

GENERAL INFORMATION

PASSENGER CAR

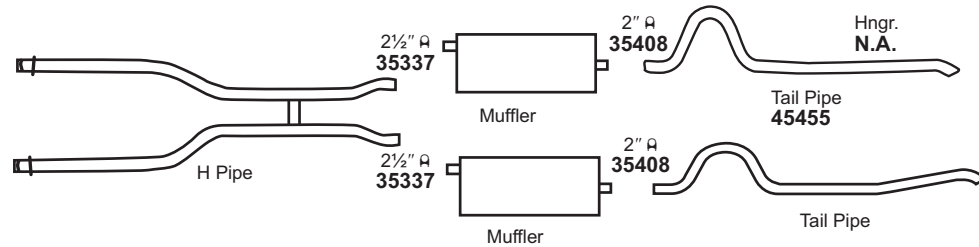
(11023) 1973 8 CYL. LTD w/6.6L (400 C.I.D.) ENG., SINGLE EXHAUST  
 1972-69 8 CYL. LTD w/6.4L (390 C.I.D.), 6.6L (400 C.I.D.), 7.0L (428 & 429 C.I.D.) ENG. (EXC. POLICE), SINGLE EXHAUST  
 1969 8 CYL. LTD w/5.0L (302 C.I.D.), 5.8L (351 C.I.D.) ENG., SINGLE EXHAUST



LIGHT TRUCK

MUFFLER SPECS.

(11024) 1970-69 8 CYL. LTD w/7.0L (428 & 429 C.I.D.) ENG., DUAL EXHAUST

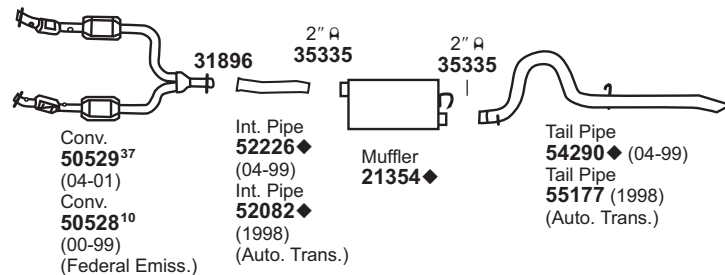


OPTIONAL MUFFLERS

CONVERTER SPECS.

# FORD Mustang

(11025) 2004 6 CYL. MUSTANG w/3.9L ENG.  
 2004-98 6 CYL. MUSTANG w/3.8L ENG.



For 21354: SoundFX 18971

ACCESSORIES

FOOTNOTES

31896 Flng. 																		
-----------------	--	--	--	--	--	--	--	--	--	--	--	--	--	--	--	--	--	--

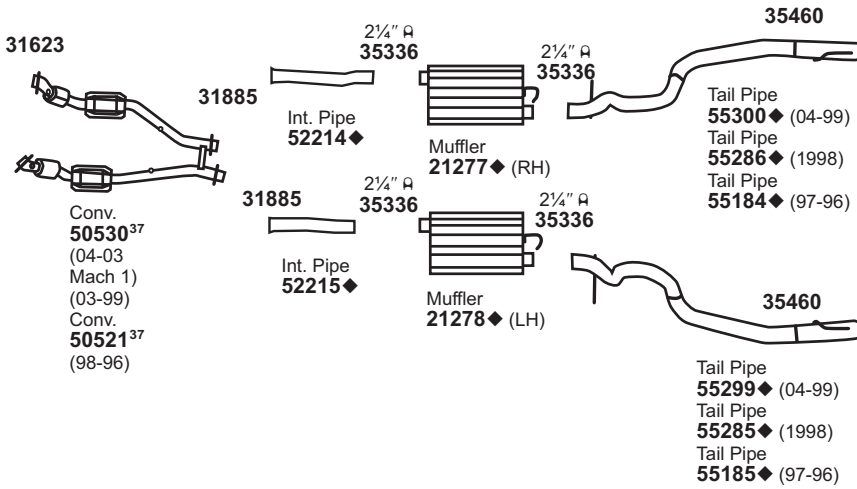
NOT LEGAL FOR SALE IN STATE OF CALIFORNIA  
 IN NEW YORK STATE, CONVERTERS LISTED ARE LEGAL FOR FEDERAL/EPA EMISSION VEHICLES ONLY

◆ If welded assembly, replace all required parts.  
 # Modifications and/or additional parts required.

10 Fits Federal/EPA Emission Vehicles.  
 37 Fits All Emissions Vehicles.

# FORD Mustang

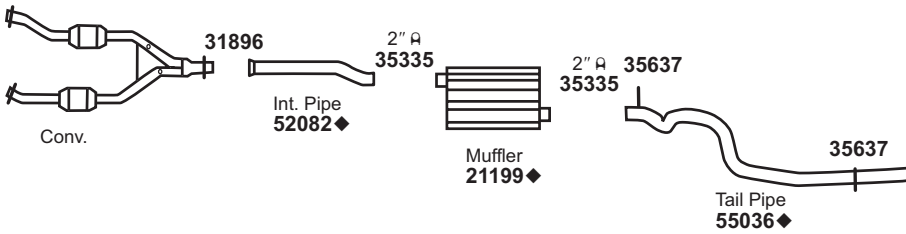
(11026)	2004-03	8 CYL.	MUSTANG MACH1 w/4.6L ENG., DUAL EXHAUST
	2004-96	8 CYL.	MUSTANG GT w/4.6L ENG., DUAL EXHAUST
	2001	8 CYL.	MUSTANG BULLIT w/4.6L ENG., DUAL EXHAUST



**DYNOMAX** SYSTEM AVAILABLE, See DynoMax Catalog

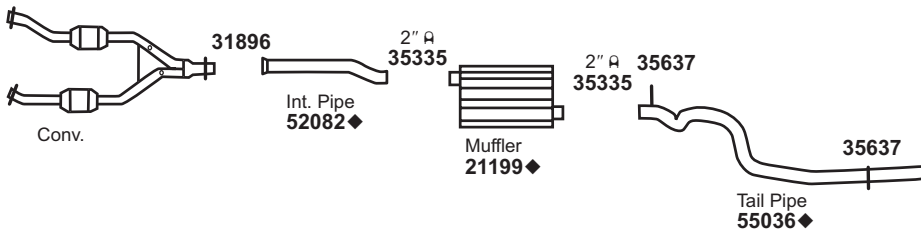
For 21277: Super Turbo 17732#  
 For 21278: Super Turbo 17732#

(11027)	1997-96	6 CYL.	MUSTANG w/3.8L ENG.
---------	---------	--------	---------------------



For 21199: SoundFX 18848      Super Turbo 17736#

(11028)	1995-94	6 CYL.	MUSTANG w/3.8L ENG.
---------	---------	--------	---------------------



For 21199: SoundFX 18848      Super Turbo 17736#

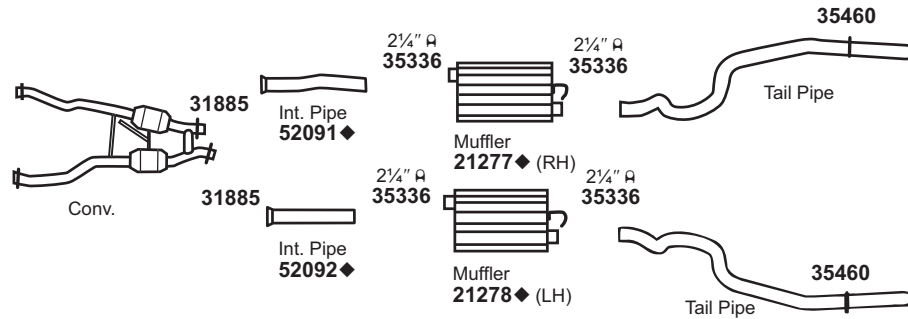
31623 Gskt.	31885 Flng.	31896 Flng.	35460 Insl.	35637 Insl.														
----------------	----------------	----------------	----------------	----------------	--	--	--	--	--	--	--	--	--	--	--	--	--	--

NOT LEGAL FOR SALE IN STATE OF CALIFORNIA  
 IN NEW YORK STATE, CONVERTERS LISTED ARE LEGAL FOR FEDERAL/EPA EMISSION VEHICLES ONLY

372 ♦ If welded assembly, replace all required parts.  
 # Modifications and/or additional parts required.  
 47 Fits All Emissions Vehicles.

# FORD Mustang

## (11029) 1995-94 8 CYL. MUSTANG w/5.0L ENG., DUAL EXHAUST

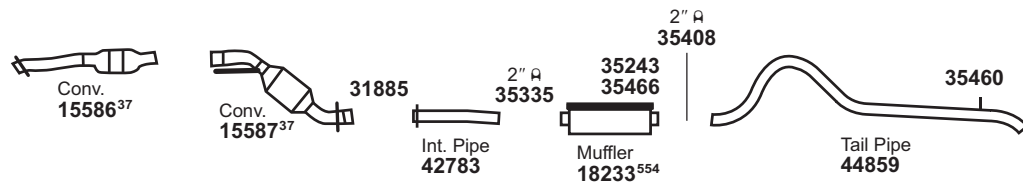


**DYNOMAX** SYSTEM AVAILABLE, See DynoMax Catalog

For 21277: Super Turbo 17732#

For 21278: Super Turbo 17732#

## (11030) 1993-87 4 CYL. MUSTANG w/2.3L ENG.



For 15586: Univ. Conv. 15070#

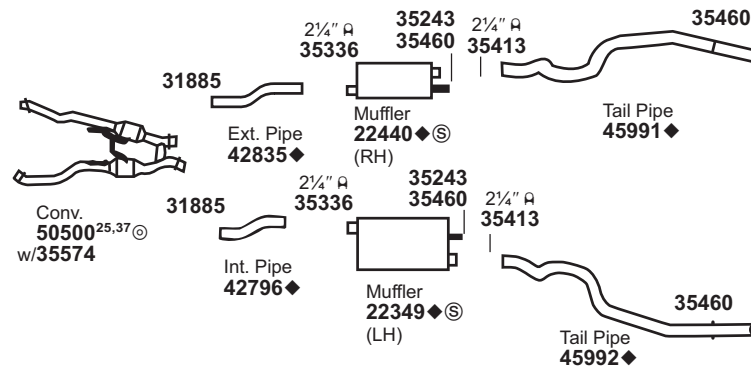
For 15587: Univ. Conv. 15036#

For 18233: Tru-Fit 18157<sup>504,507</sup>

Univ. SoundFX 17815#

Super Turbo 17736#

## (11031) 1993-87 8 CYL. MUSTANG GT w/5.0L ENG., DUAL EXHAUST



**DYNOMAX** SYSTEM AVAILABLE, See DynoMax Catalog

For 22349: SoundFX 18236

For 22440: SoundFX 18244

Super Turbo 17732#

Super Turbo 17732#

31885 Fling. 	35243 Brkt. 	35460 Insl. 	35466 Insl. 																
---------------------	--------------------	--------------------	--------------------	--	--	--	--	--	--	--	--	--	--	--	--	--	--	--	--

**NOT LEGAL FOR SALE IN STATE OF CALIFORNIA  
IN NEW YORK STATE, CONVERTERS LISTED ARE LEGAL FOR FEDERAL/EPA EMISSION VEHICLES ONLY**

- ◆ If welded assembly, replace all required parts.
- Ⓢ W/welded Heat Shield.
- Ⓞ Air Gap Pipe. Appearance may be different than O.E. Pipe. Air space between Pipes acts as a Heat Insulator.
- # Modifications and/or additional parts required.

- 25 Replaces multiple O.E. Converters. Only failed Converters may be replaced. See Catalytic Converter Installation Guide.
- 37 Fits All Emissions Vehicles.
- 504 Requires 35569 Shield & (2) 35564 Straps.
- 507 Requires 35568 Bracket & (1) Extra 35408 (2") Clamp.
- 554 For Mini Van Applications, use 35687 or 35914 Bracket.

GENERAL INFORMATION

PASSENGER CAR

LIGHT TRUCK

MUFFLER SPECS.

OPTIONAL MUFFLERS

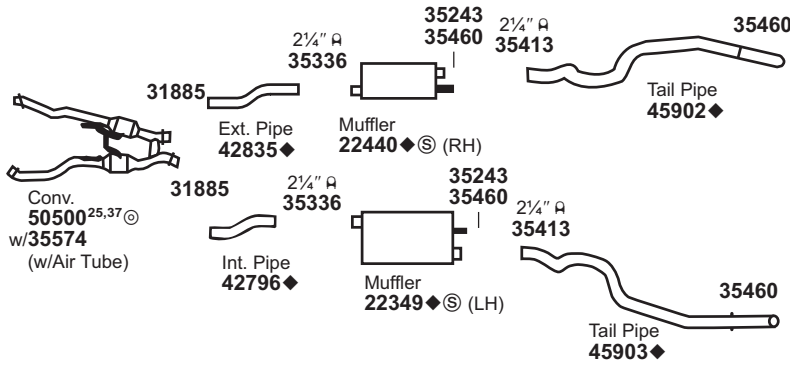
CONVERTER SPECS.

ACCESSORIES

FOOTNOTES

# FORD Mustang

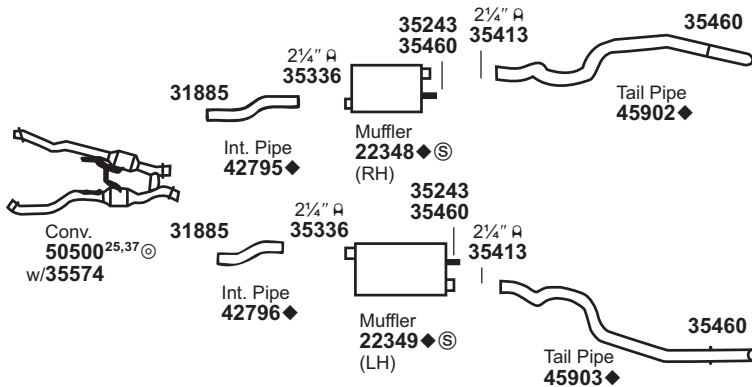
(11032) 1993-88 8 CYL. MUSTANG LX w/5.0L ENG., DUAL EXHAUST(EXC. GT MODEL) AFTER 5-88



**DYNOMAX** SYSTEM AVAILABLE, See DynoMax Catalog



For 22349: SoundFX 18236  
 For 22440: SoundFX 18244  
 Super Turbo 17732#  
 Super Turbo 17732#

(11033) 1988-86 8 CYL. MUSTANG w/5.0L ENG., DUAL EXHAUST (EXC. 1987-88 GT MODEL) BEFORE 5-88



**DYNOMAX** SYSTEM AVAILABLE, See DynoMax Catalog

For 22348: Super Turbo 17732#  
 For 22349: SoundFX 18236  
 Super Turbo 17732#

31885 Flng. 	35243 Brkt. 	35460 Insl. 															
---	---	---	--	--	--	--	--	--	--	--	--	--	--	--	--	--	--

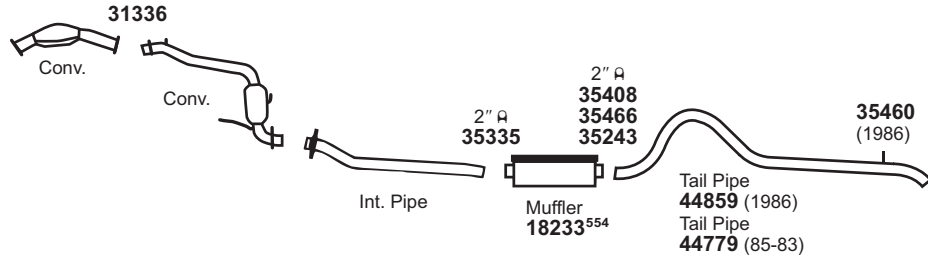
**NOT LEGAL FOR SALE IN STATE OF CALIFORNIA  
 IN NEW YORK STATE, CONVERTERS LISTED ARE LEGAL FOR FEDERAL/EPA EMISSION VEHICLES ONLY**

- ◆ If welded assembly, replace all required parts.
- Ⓢ W/welded Heat Shield.
- Ⓞ Air Gap Pipe. Appearance may be different than O.E. Pipe. Air space between Pipes acts as a Heat Insulator.
- # Modifications and/or additional parts required.
- 25 Replaces multiple O.E. Converters. Only failed Converters may be replaced. See Catalytic Converter Installation Guide.
- 37 Fits All Emissions Vehicles.



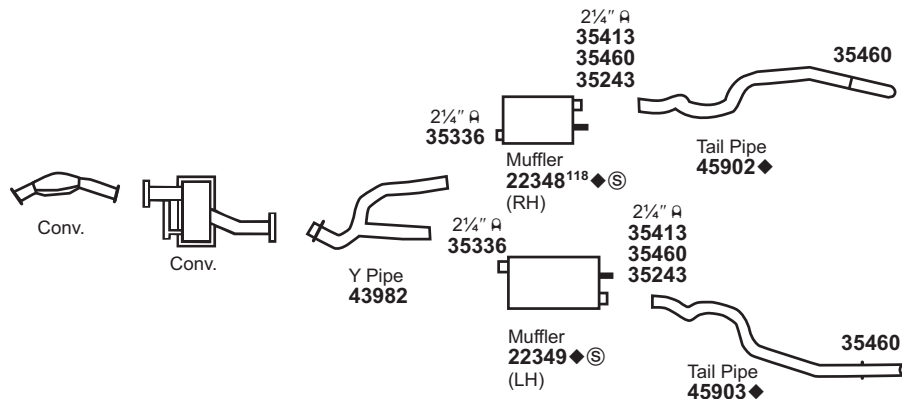
# FORD Mustang

(11034) 1986-83 4 CYL. MUSTANG w/2.3L ENG. (EXC. TURBO)



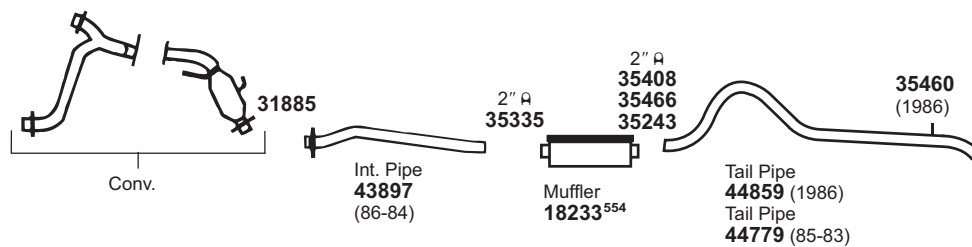
For 18233: Tru-Fit 18157<sup>504,507</sup> Univ. SoundFX 17815# Super Turbo 17736#

(11035) 1986 4 CYL. MUSTANG w/2.3L TURBO ENG.



For 22348: Super Turbo 17732#  
For 22349: SoundFX 18236 Super Turbo 17732#

(11036) 1986-83 6 CYL. MUSTANG w/3.8L ENG.



For 18233: Tru-Fit 18157<sup>504,507</sup> Univ. SoundFX 17815# Super Turbo 17736#

31336 Gskt.	31885 Fling.	35243 Brkt.	35460 Insl.	35466 Insl.									

NOT LEGAL FOR SALE IN STATE OF CALIFORNIA  
IN NEW YORK STATE, CONVERTERS LISTED ARE LEGAL FOR FEDERAL/EPA EMISSION VEHICLES ONLY

- ◆ If welded assembly, replace all required parts.
- Ⓢ W/welded Heat Shield.
- # Modifications and/or additional parts required.
- 118 Use lower mounting hole to attach Bracket.
- 504 Requires 35569 Shield & (2) 35564 Straps.
- 507 Requires 35568 Bracket & (1) Extra 35408 (2") Clamp.
- 554 For Mini Van Applications, use 35687 or 35914 Bracket.

GENERAL INFORMATION

PASSENGER CAR

LIGHT TRUCK

MUFFLER SPECS.

OPTIONAL MUFFLERS

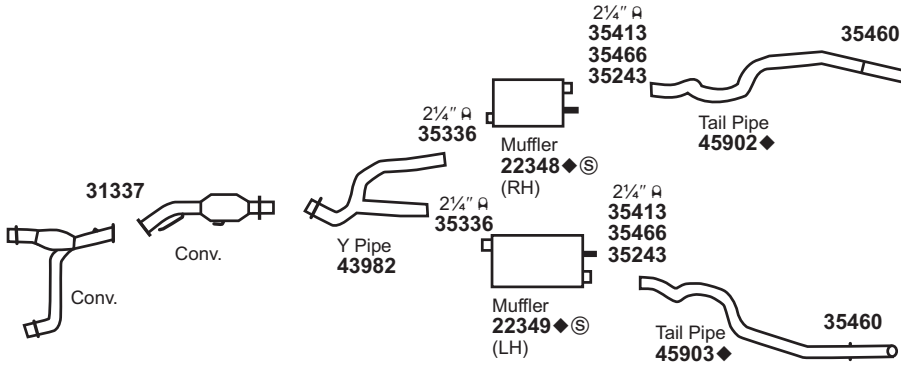
CONVERTER SPECS.

ACCESSORIES

FOOTNOTES

# FORD Mustang

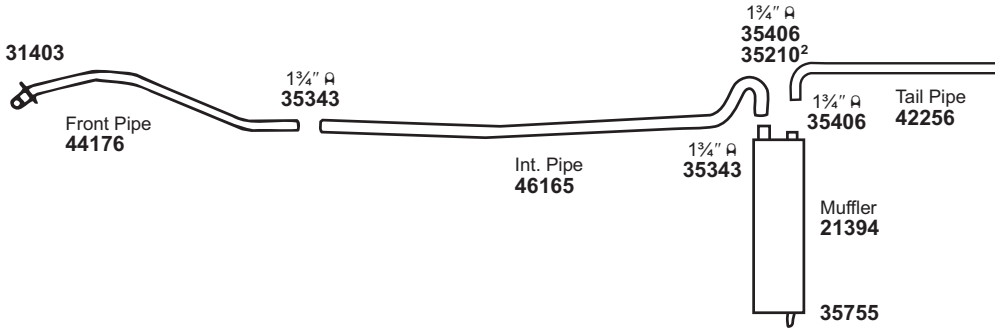
(11037) 1985-84 8 CYL. MUSTANG w/5.0L ENG., DUAL EXHAUST



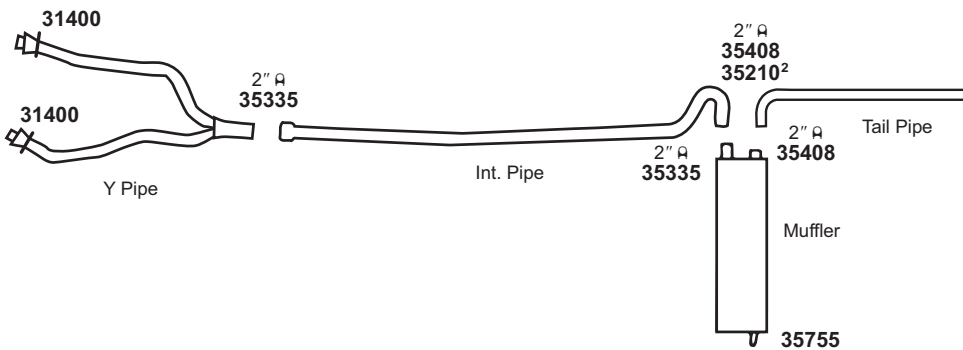
For 22348: Super Turbo 17732#  
For 22349: SoundFX 18236

Super Turbo 17732#

(11038) 1966-65 6 CYL. MUSTANG



(11039) 1966-65 8 CYL. MUSTANG



31337 Gskt.	31400 Gskt.	31403 Gskt.	35210 Hngr.	35243 Brkt.	35460 Insl.	35466 Insl.	35755 Hngr.								

NOT LEGAL FOR SALE IN STATE OF CALIFORNIA  
IN NEW YORK STATE, CONVERTERS LISTED ARE LEGAL FOR FEDERAL/EPA EMISSION VEHICLES ONLY

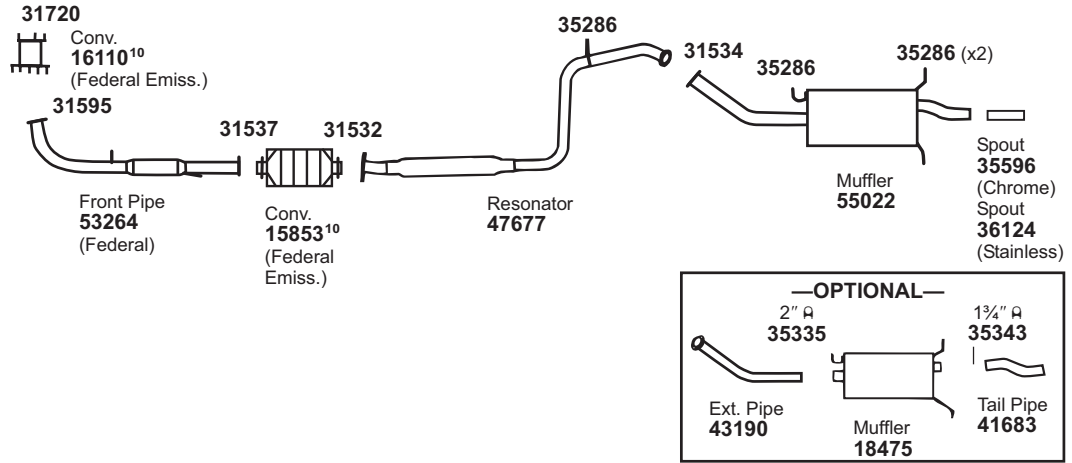
◆ If welded assembly, replace all required parts.  
Ⓢ W/welded Heat Shield.

2 Also available 35261 Insulator to replace worn Strap section of O.E. Hanger.

376 # Modifications and/or additional parts required.

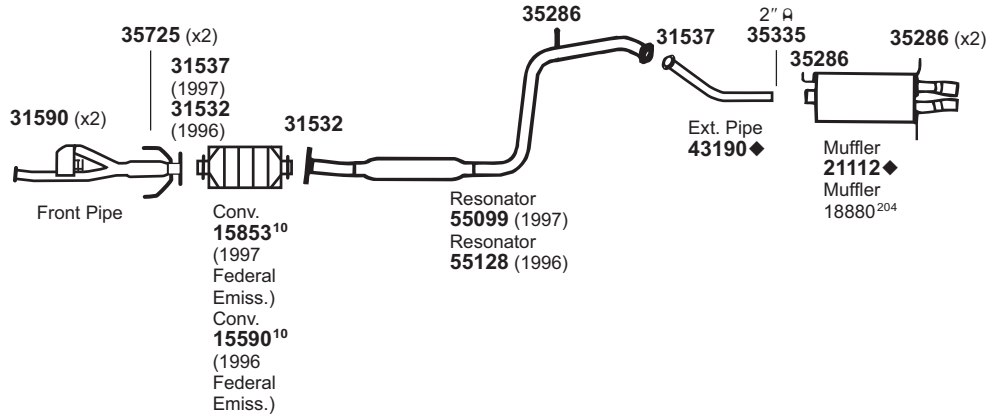
# FORD Probe

(11040) 1997-96 4 CYL. PROBE w/2.0L ENG. (EXC. GT)



For 15853: Univ. Conv. 93236#  
For 47677: SoundFX 18873

(11041) 1997-96 6 CYL. PROBE GT w/2.5L ENG.



For 15590: Univ. Conv. 93236#  
For 15853: Univ. Conv. 93236#  
For 21112: SoundFX 18467

31532 Gskt.	31534 Gskt.	31537 Gskt.	31590 Gskt.	31595 Gskt.	31720 Gskt.	35286 Insl.	35725 Insl.							

NOT LEGAL FOR SALE IN STATE OF CALIFORNIA  
IN NEW YORK STATE, CONVERTERS LISTED ARE LEGAL FOR FEDERAL/EPA EMISSION VEHICLES ONLY

♦ If welded assembly, replace all required parts.  
# Modifications and/or additional parts required.

10 Fits Federal/EPA Emission Vehicles.  
204 Inlet pipe included w/muffler.

GENERAL INFORMATION

PASSENGER CAR

LIGHT TRUCK

MUFFLER SPECS.

OPTIONAL MUFFLERS

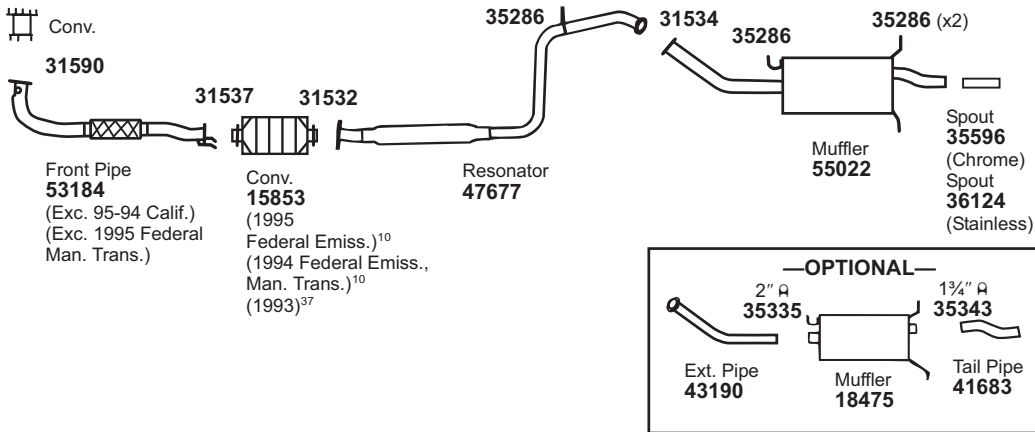
CONVERTER SPECS.

ACCESSORIES

FOOTNOTES

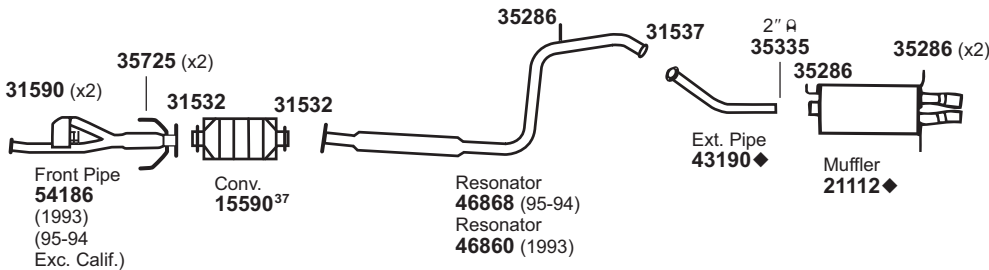
# FORD Probe

## (11042) 1995-93 4 CYL. PROBE w/2.0L ENG.



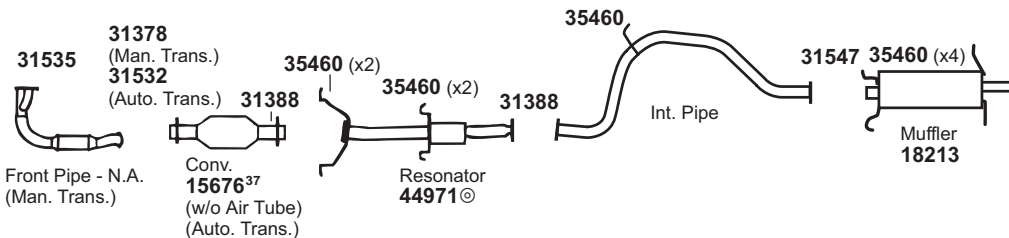
For 15853: Univ. Conv. 93236#  
For 47677: SoundFX 18873

## (11043) 1995-93 6 CYL. PROBE GT w/2.5L ENG.



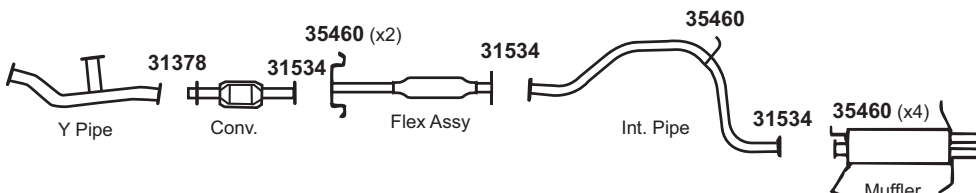
For 15590: Univ. Conv. 93236#  
For 21112: SoundFX 18467

## (11044) 1992-89 4 CYL. PROBE w/2.2L ENG. (EXC. TURBO)



For 15676: Univ. Conv. 15036#

## (11045) 1992-90 6 CYL. PROBE w/3.0L, EFI ENG.



31378 Gskt.	31388 Gskt.	31532 Gskt.	31534 Gskt.	31535 Gskt.	31537 Gskt.	31547 Gskt.	31590 Gskt.	35286 Insl.	35460 Insl.	35725 Insl.				

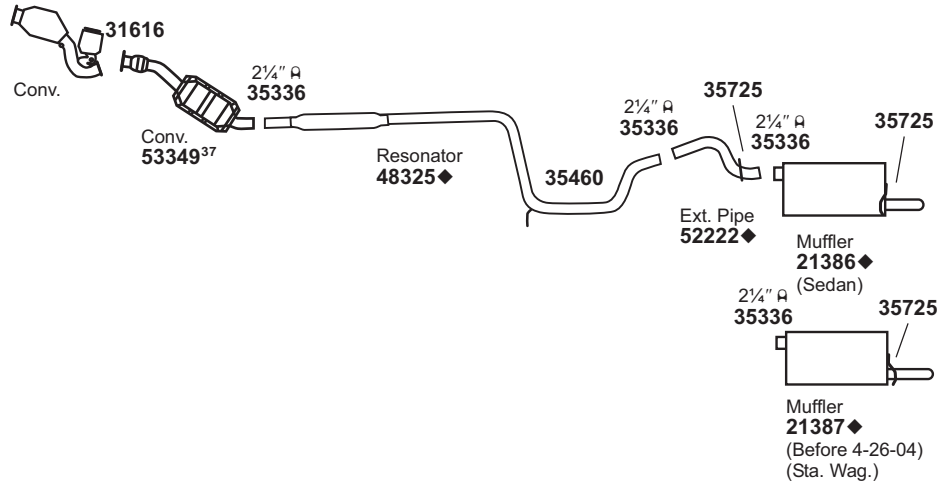
NOT LEGAL FOR SALE IN STATE OF CALIFORNIA  
IN NEW YORK STATE, CONVERTERS LISTED ARE LEGAL FOR FEDERAL/EPA EMISSION VEHICLES ONLY

♦ If welded assembly, replace all required parts.  
© Air Gap Pipe. Appearance may be different than O.E. Pipe. Air space between Pipes acts as a Heat Insulator.

# Modifications and/or additional parts required.  
10 Fits Federal/EPA Emission Vehicles.  
37 Fits All Emissions Vehicles.

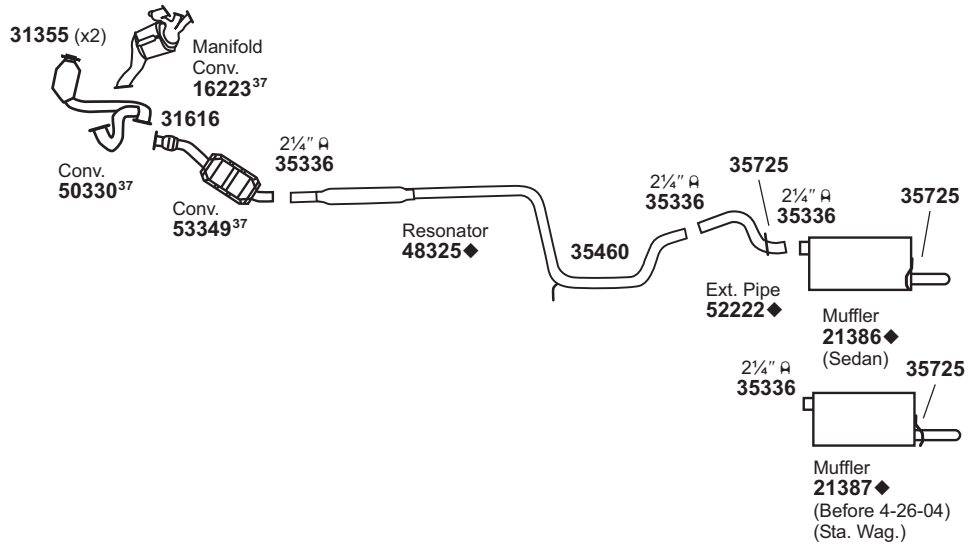
# FORD Taurus

(11046) 2006-00 6 CYL. TAURUS w/3.0L ENG. CODE 2



For 21386: SoundFX 18894  
 For 21387: Super Turbo 17732#  
 For 53349: Univ. Conv. 93302#

(11047) 2005-00 6 CYL. TAURUS w/3.0L ENG. CODE S, DOHC



For 21386: SoundFX 18894  
 For 21387: Super Turbo 17732#  
 For 53349: Univ. Conv. 93302#

31355 Gskt.	31616 Gskt.	35460 Insl.	35725 Insl.										

NOT LEGAL FOR SALE IN STATE OF CALIFORNIA  
 IN NEW YORK STATE, CONVERTERS LISTED ARE LEGAL FOR FEDERAL/EPA EMISSION VEHICLES ONLY

◆ If welded assembly, replace all required parts.  
 # Modifications and/or additional parts required.

37 Fits All Emissions Vehicles.

GENERAL INFORMATION

PASSENGER CAR

LIGHT TRUCK

MUFFLER SPECS.

OPTIONAL MUFFLERS

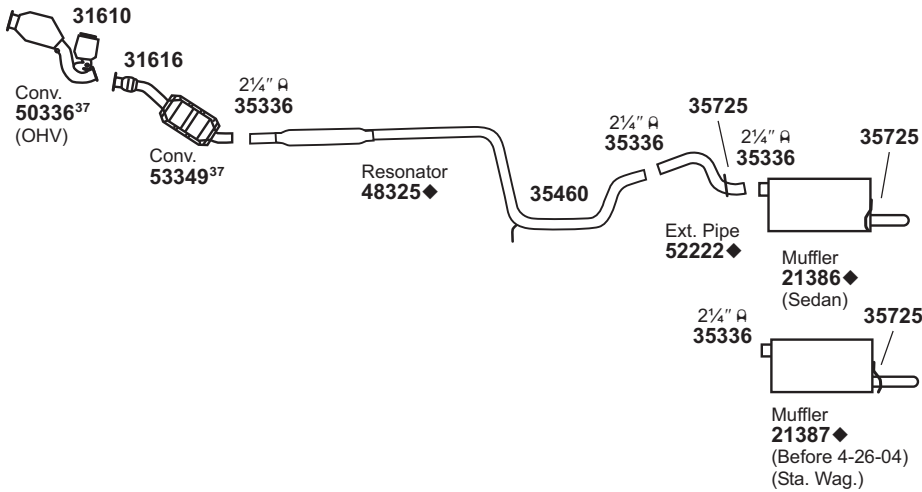
CONVERTER SPECS.

ACCESSORIES

FOOTNOTES

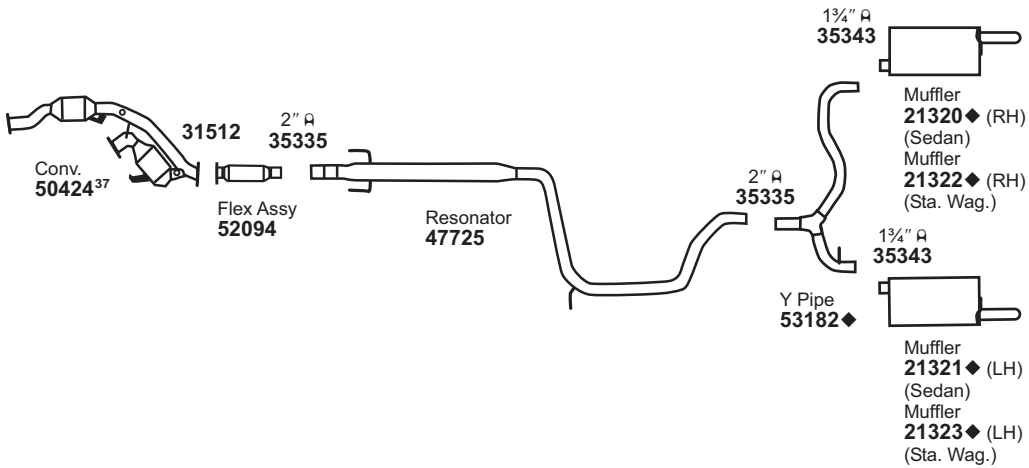
# FORD Taurus

(11048) 2007-00 6 CYL. TAURUS w/3.0L ENG. CODE U



For 21386: SoundFX 18894  
 For 21387: Super Turbo 17732#  
 For 53349: Univ. Conv. 93302#

(11049) 1999-96 6 CYL. TAURUS w/3.0L ENG., DOHC



For 21320: Super Turbo 17768<sup>576</sup>  
 For 21321: Super Turbo 17768<sup>576</sup>  
 For 21322: Super Turbo 17768<sup>576</sup>  
 For 21323: Super Turbo 17768<sup>576</sup>

31512 Gskt.	31610 Gskt.	31616 Gskt.	35460 Insl.	35725 Insl.															

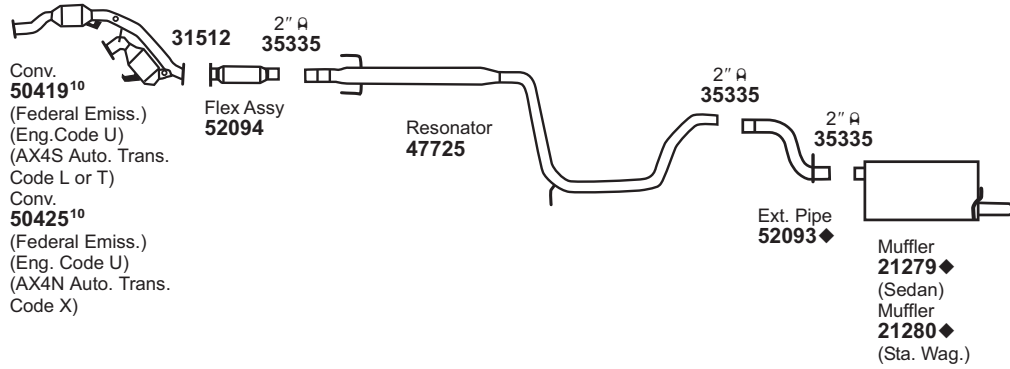
NOT LEGAL FOR SALE IN STATE OF CALIFORNIA  
 IN NEW YORK STATE, CONVERTERS LISTED ARE LEGAL FOR FEDERAL/EPA EMISSION VEHICLES ONLY

◆ If welded assembly, replace all required parts.  
 # Modifications and/or additional parts required.  
 37 Fits All Emissions Vehicles.

576 For installation instructions and additional parts required, see the Cross Reference Chart in the Master Catalog.

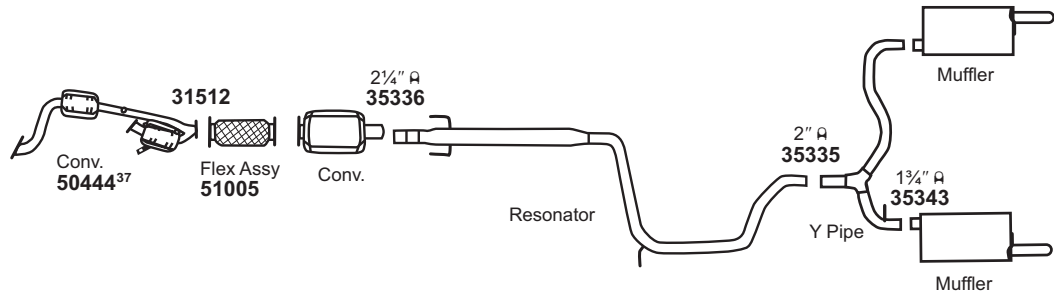
# FORD Taurus

(11050) 1999-96 6 CYL. TAURUS w/3.0L ENG., OHV

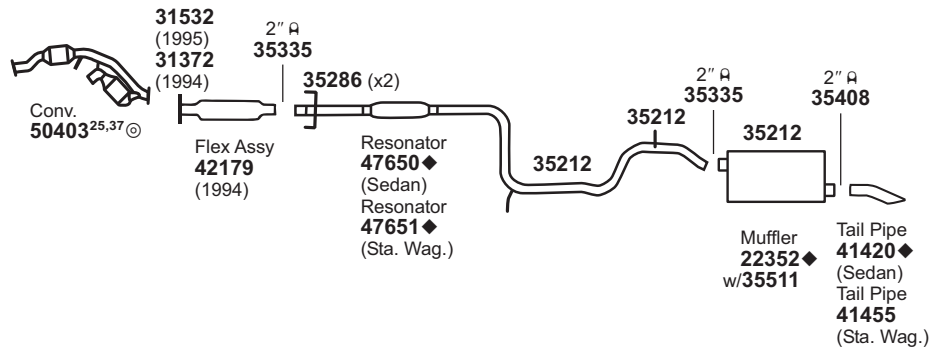


For 21279: SoundFX 18589                      Univ. SoundFX 17877#  
 For 21280: SoundFX 18800                      Univ. SoundFX 17877#                      Super Turbo 17736#  
 For 50419: Univ. Conv. 93236#  
 For 50425: Univ. Conv. 93236#

(11051) 1999-96 8 CYL. TAURUS SHO w/3.4L ENG.



(11052) 1995-94 6 CYL. TAURUS w/3.0L ENG. (EXC. SHO)



For 22352: SoundFX 18335                      Tru-Fit 18174<sup>521,581</sup>                      Univ. SoundFX 17877#  
                     Super Turbo 17736#  
 For 50403: Univ. Conv. 15036#

31372 Gskt.	31512 Gskt.	31532 Gskt.	35212 Insl.	35286 Insl.	35511 Brkt.										

NOT LEGAL FOR SALE IN STATE OF CALIFORNIA  
 IN NEW YORK STATE, CONVERTERS LISTED ARE LEGAL FOR FEDERAL/EPA EMISSION VEHICLES ONLY

- ◆ If welded assembly, replace all required parts.
- ⊙ Air Gap Pipe. Appearance may be different than O.E. Pipe. Air space between Pipes acts as a Heat Insulator.
- # Modifications and/or additional parts required.
- 10 Fits Federal/EPA Emission Vehicles.
- 25 Replaces multiple O.E. Converters. Only failed Converters may be replaced. See Catalytic Converter Installation Guide.
- 37 Fits All Emissions Vehicles.
- 521 Requires 36386 Bracket.
- 581 Single Outlet Muffler replaces Dual Outlet. 42735 Spout required.

GENERAL INFORMATION

PASSENGER CAR

LIGHT TRUCK

MUFFLER SPECS.

OPTIONAL MUFFLERS

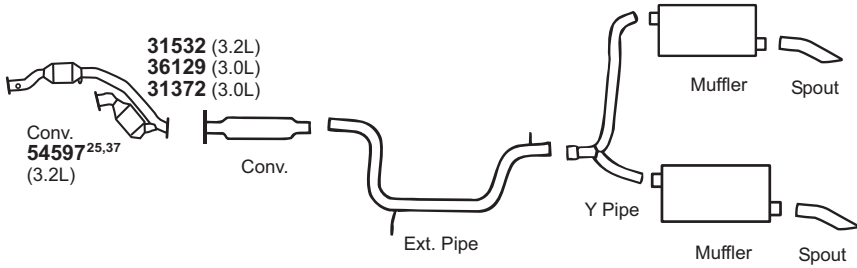
CONVERTER SPECS.

ACCESSORIES

FOOTNOTES

# FORD Taurus

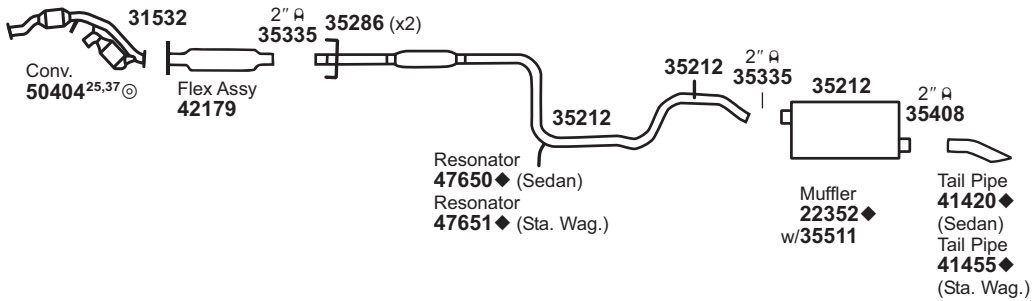
(11053) 1995-93 6 CYL. TAURUS SHO w/3.2L ENG., AUTOMATIC TRANS.  
 1995-92 6 CYL. TAURUS SHO w/3.0L ENG., MANUAL TRANS.



**DynoMAX** SYSTEM AVAILABLE, See DynoMax Catalog

For 54597: Univ. Conv. 15036#

(11054) 1995-91 6 CYL. TAURUS w/3.8L ENG. (EXC. POLICE)

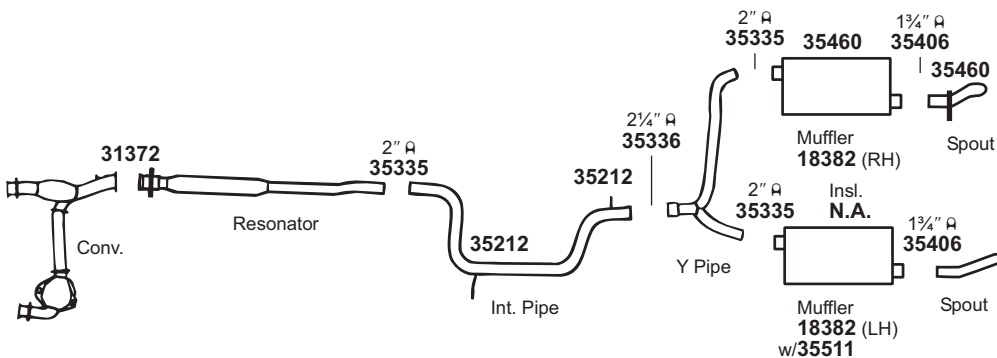


For 22352: SoundFX 18335  
 Super Turbo 17736#  
 For 50404: Univ. Conv. 15036#

Tru-Fit 18174<sup>521,581</sup>

Univ. SoundFX 17877#

(11055) 1995-92 6 CYL. TAURUS POLICE SEDAN w/3.8L ENG. (AFTER 2-92)



For 18382: Super Turbo 17736#

31372 Gskt.	31532 Gskt.	35212 Insl.	35286 Insl.	35460 Insl.	35511 Brkt.	36129 Bolt Kit													

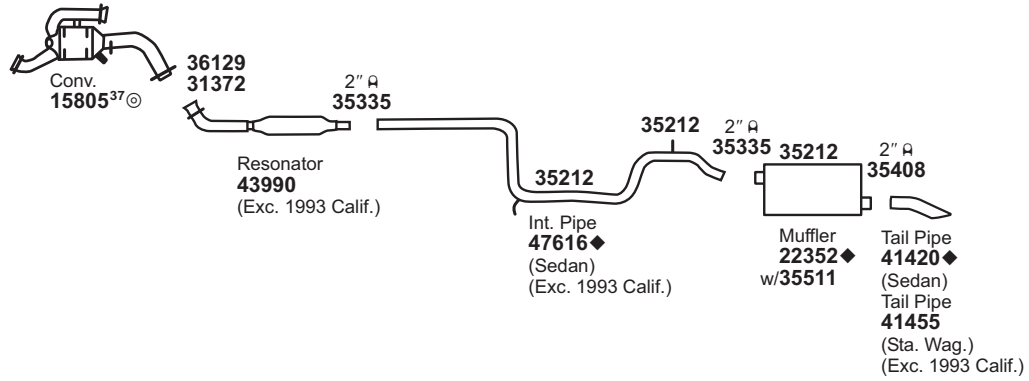
**NOT LEGAL FOR SALE IN STATE OF CALIFORNIA  
 IN NEW YORK STATE, CONVERTERS LISTED ARE LEGAL FOR FEDERAL/EPA EMISSION VEHICLES ONLY**

- ◆ If welded assembly, replace all required parts.
- ⊙ Air Gap Pipe. Appearance may be different than O.E. Pipe. Air space between Pipes acts as a Heat Insulator.
- # Modifications and/or additional parts required.
- 25 Replaces multiple O.E. Converters. Only failed Converters may be replaced. See Catalytic Converter Installation Guide.
- 37 Fits All Emissions Vehicles.
- 521 Requires 36386 Bracket.
- 581 Single Outlet Muffler replaces Dual Outlet. 42735 Spout required.



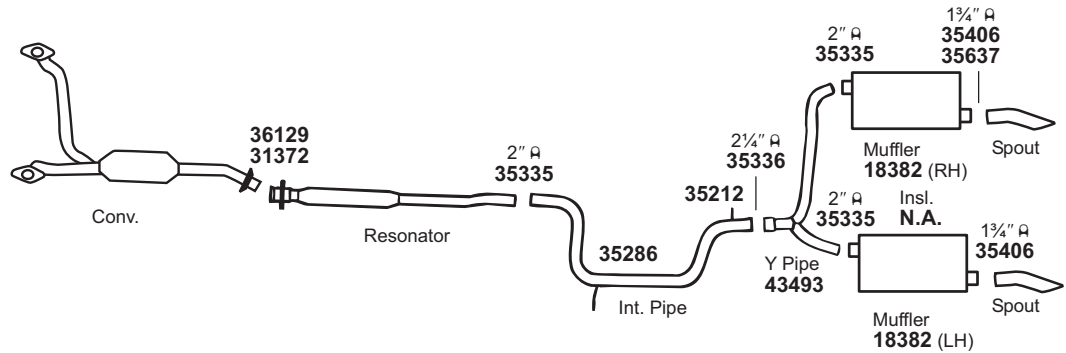
# FORD Taurus

(11056) 1993-89 6 CYL. TAURUS w/3.0L ENG. (EXC. SHO)



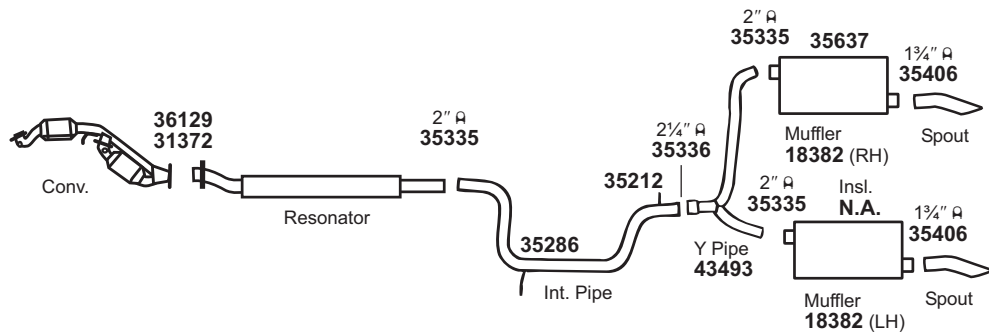
For 22352: SoundFX 18335 Super Turbo 17736#      Tru-Fit 18174<sup>521,581</sup>      Univ. SoundFX 17877#

(11057) 1992-91 6 CYL. TAURUS POLICE SEDAN w/3.8L ENG. (BEFORE 2-92)



For 18382: Super Turbo 17736#

(11058) 1991-89 6 CYL. TAURUS SHO w/3.0L DOHC, 24 VALVE ENG.



For 18382: Super Turbo 17736#

31372 Gskt.	35212 Insl.	35286 Insl.	35511 Brkt.	35637 Insl.	36129 Bolt Kit								

NOT LEGAL FOR SALE IN STATE OF CALIFORNIA  
IN NEW YORK STATE, CONVERTERS LISTED ARE LEGAL FOR FEDERAL/EPA EMISSION VEHICLES ONLY

- ◆ If welded assembly, replace all required parts.
- ◎ Air Gap Pipe. Appearance may be different than O.E. Pipe. Air space between Pipes acts as a Heat Insulator.
- # Modifications and/or additional parts required.
- 37 Fits All Emissions Vehicles.
- 521 Requires 36386 Bracket.
- 581 Single Outlet Muffler replaces Dual Outlet. 42735 Spout required.

GENERAL INFORMATION

PASSENGER CAR

LIGHT TRUCK

MUFFLER SPECS.

OPTIONAL MUFFLERS

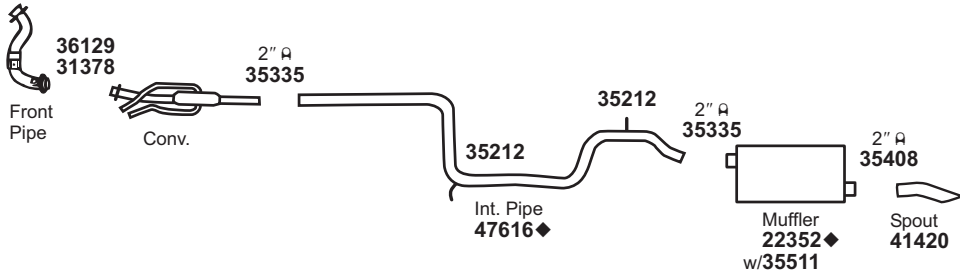
CONVERTER SPECS.

ACCESSORIES

FOOTNOTES

# FORD Taurus

(11059) 1990-88 4 CYL. TAURUS SEDAN w/2.5L ENG.

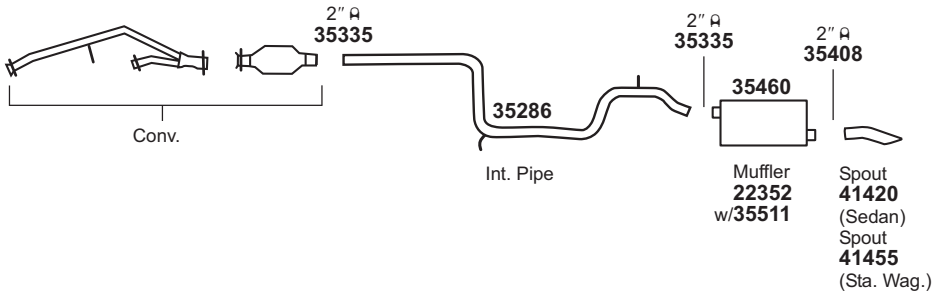


For 22352: SoundFX 18335  
Super Turbo 17736#

Tru-Fit 18174<sup>521,581</sup>

Univ. SoundFX 17877#

(11060) 1990-88 6 CYL. TAURUS w/3.8L ENG.

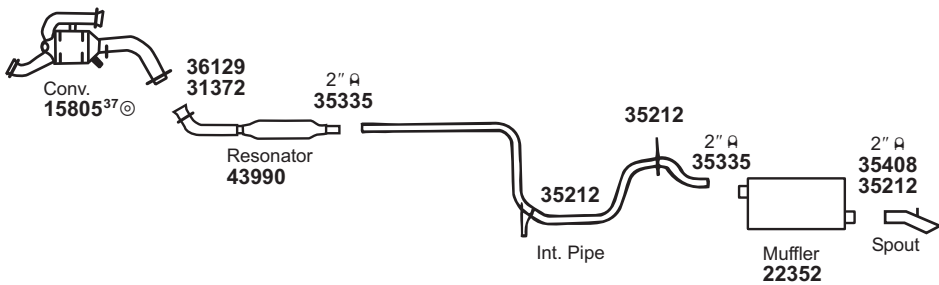


For 22352: SoundFX 18335  
Super Turbo 17736#

Tru-Fit 18174<sup>521,581</sup>

Univ. SoundFX 17877#

(11061) 1988-86 6 CYL. TAURUS w/3.0L ENG.



For 22352: SoundFX 18335  
Super Turbo 17736#

Tru-Fit 18174<sup>521,581</sup>

Univ. SoundFX 17877#

31372 Gskt.	31378 Gskt.	35212 Insl.	35286 Insl.	35460 Insl.	35511 Brkt.	36129 Bolt Kit							

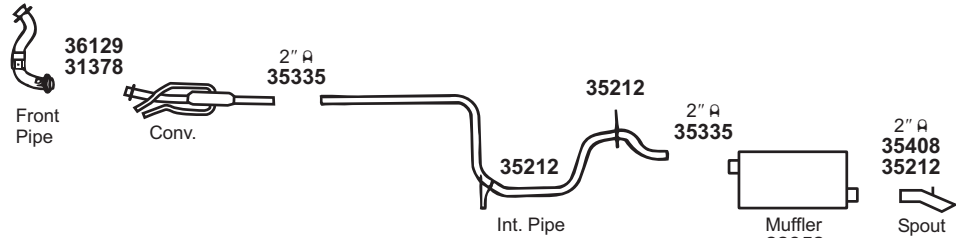
**NOT LEGAL FOR SALE IN STATE OF CALIFORNIA  
IN NEW YORK STATE, CONVERTERS LISTED ARE LEGAL FOR FEDERAL/EPA EMISSION VEHICLES ONLY**

- ◆ If welded assembly, replace all required parts.
- ⊙ Air Gap Pipe. Appearance may be different than O.E. Pipe. Air space between Pipes acts as a Heat Insulator.

- 37 Fits All Emissions Vehicles.
- 521 Requires 36386 Bracket.
- 581 Single Outlet Muffler replaces Dual Outlet. 42735 Spout required.

# FORD Taurus

(11062) 1987-86 4 CYL. TAURUS w/2.5L ENG.



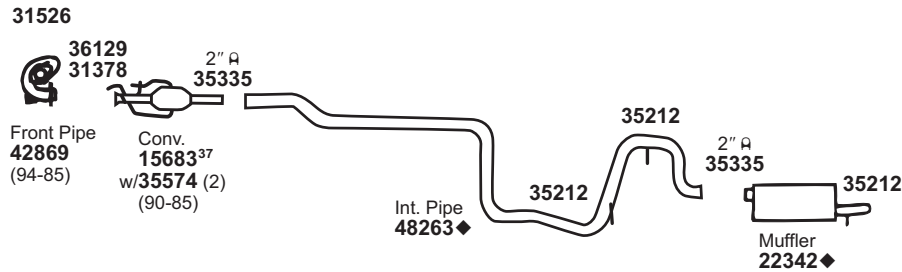
For 22352: SoundFX 18335 Super Turbo 17736# Tru-Fit 18174<sup>521,581</sup> Univ. SoundFX 18777#

GENERAL INFORMATION

PASSENGER CAR

# FORD Tempo

(11063) 1994-84 4 CYL. TEMPO w/2.3L (EXC. 4 W.D.)

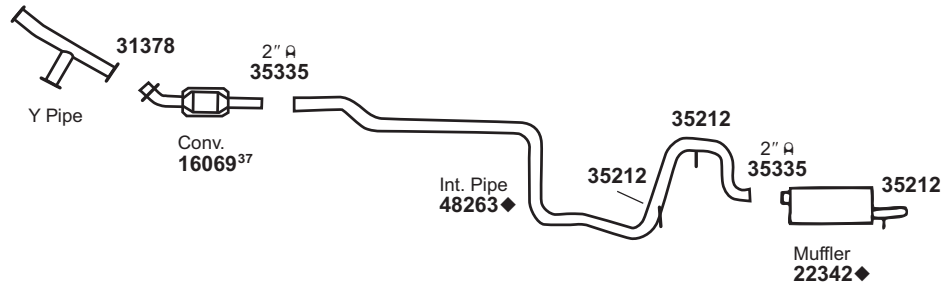


For 15683: Univ. Conv. 15194# For 22342: SoundFX 18181 Tru-Fit 18153<sup>528</sup> Univ. SoundFX 17825#

LIGHT TRUCK

MUFFLER SPECS.

(11064) 1994-92 6 CYL. TEMPO w/3.0L ENG. (EXC. GLS MODELS)

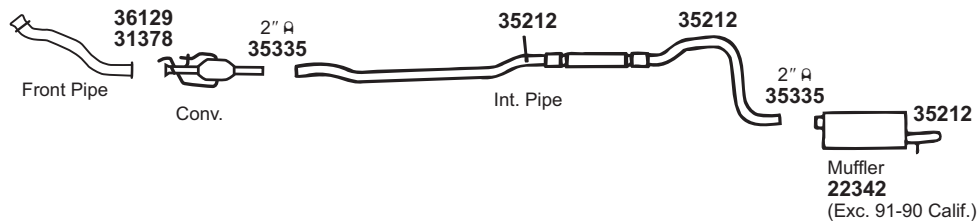


For 16069: Univ. Conv. 15036# For 22342: SoundFX 18181 Tru-Fit 18153<sup>528</sup> Univ. SoundFX 17825#

OPTIONAL MUFFLERS

CONVERTER SPECS.

(11065) 1991-87 4 CYL. TEMPO w/2.3L ENG., 4 W.D.



For 22342: SoundFX 18181 Tru-Fit 18153<sup>528</sup> Univ. SoundFX 17825#

ACCESSORIES

FOOTNOTES

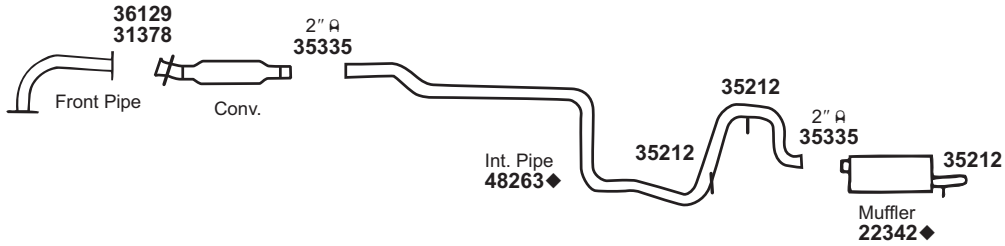
31378 Gskt.	31526 Gskt.	35212 Insl.	36129 Bolt Kit										

NOT LEGAL FOR SALE IN STATE OF CALIFORNIA  
IN NEW YORK STATE, CONVERTERS LISTED ARE LEGAL FOR FEDERAL/EPA EMISSION VEHICLES ONLY

◆ If welded assembly, replace all required parts.  
# Modifications and/or additional parts required.  
37 Fits All Emissions Vehicles.  
521 Requires 36386 Bracket.  
528 Requires 41742 Spout & (1) Extra 35408 (2") Clamp.  
581 Single Outlet Muffler replaces Dual Outlet. 42735 Spout required.

# FORD Tempo

(11066) 1986-84 4 CYL. TEMPO w/2.0L DIESEL ENG.

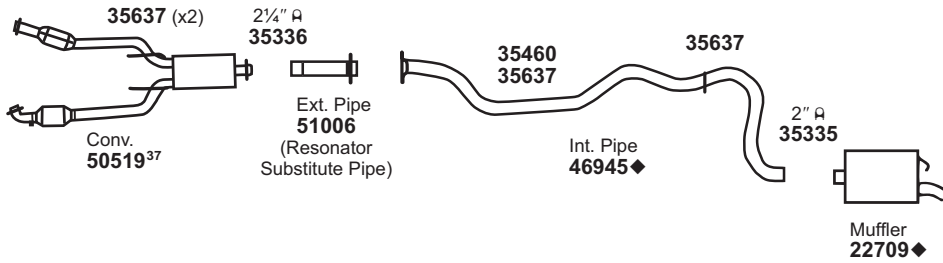


**NOTE: Muffler replacement for 1984 models with 1 3/4" intermediate pipe:**  
 1) Use existing intermediate pipe, muffler 22342 and bushing insert 35253,  
 or  
 2) Replace the entire system.

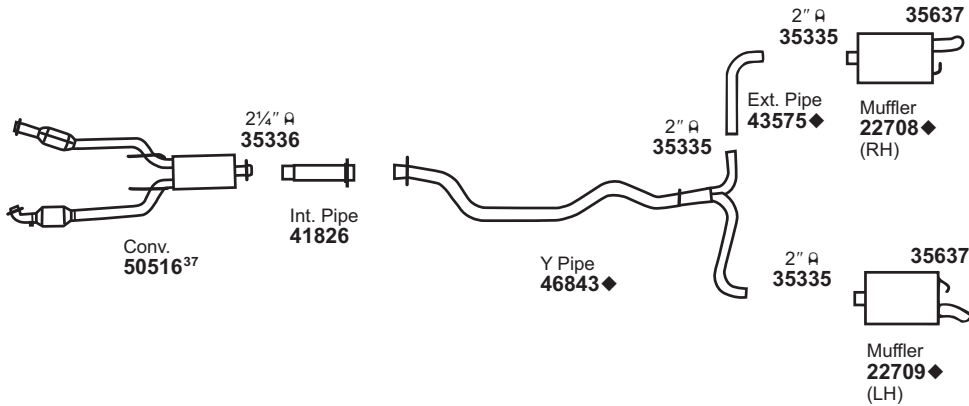
For 22342: SoundFX 18181      Tru-Fit 18153<sup>528</sup>      Univ. SoundFX 17825#

# FORD Thunderbird

(11067) 1997-96 6 CYL. THUNDERBIRD w/3.8L ENG.



(11068) 1997-96 8 CYL. THUNDERBIRD w/4.6L ENG.



**DYNOMAX** SYSTEM AVAILABLE, See DynoMax Catalog

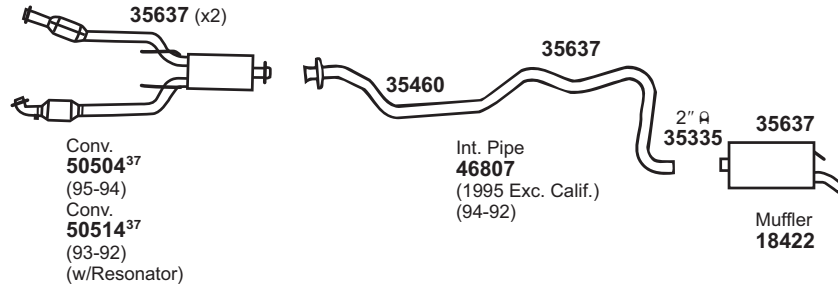
31378 Gskt.	35212 Insl.	35460 Insl.	35637 Insl.	36129 Bolt Kit															

**NOT LEGAL FOR SALE IN STATE OF CALIFORNIA  
 IN NEW YORK STATE, CONVERTERS LISTED ARE LEGAL FOR FEDERAL/EPA EMISSION VEHICLES ONLY**

386 ♦ If welded assembly, replace all required parts.      37 Fits All Emissions Vehicles.  
 # Modifications and/or additional parts required.      528 Requires 41742 Spout & (1) Extra 35408 (2") Clamp.

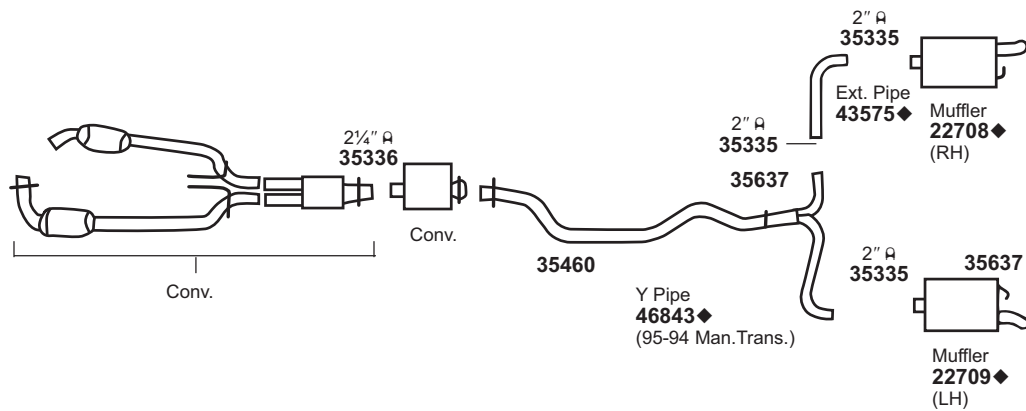
# FORD Thunderbird

(11069) 1995-92 6 CYL. THUNDERBIRD w/3.8L ENG. (EXC. SUPERCOUPE)

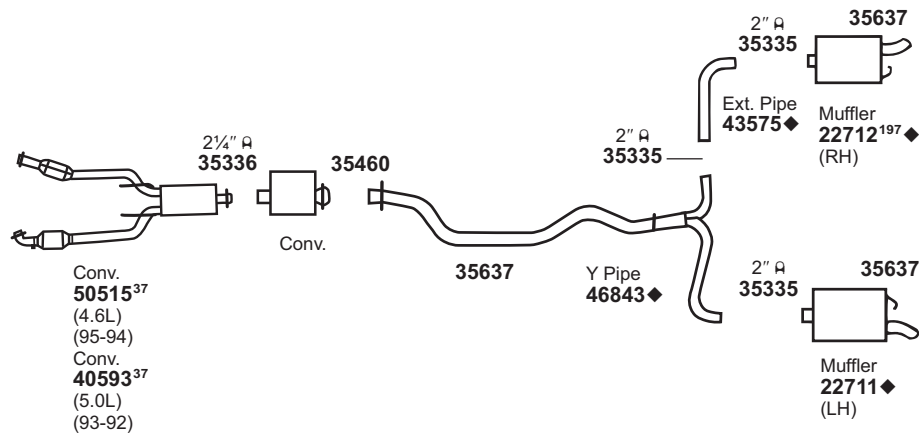


For 50504: Univ. Conv. 15196#

(11070) 1995-89 6 CYL. THUNDERBIRD SUPER COUPE w/3.8L ENG.



(11071) 1995-92 8 CYL. THUNDERBIRD w/4.6L, 5.0L ENG.



**DYNOMAX** SYSTEM AVAILABLE, See DynoMax Catalog

35460 Insl.	35637 Insl.																		
----------------	----------------	--	--	--	--	--	--	--	--	--	--	--	--	--	--	--	--	--	--

NOT LEGAL FOR SALE IN STATE OF CALIFORNIA  
IN NEW YORK STATE, CONVERTERS LISTED ARE LEGAL FOR FEDERAL/EPA EMISSION VEHICLES ONLY

◆ If welded assembly, replace all required parts.  
# Modifications and/or additional parts required.  
37 Fits All Emissions Vehicles.

197 Reuse Counter Weight Belly Band Assembly where applicable.  
Install identical to O.E.

GENERAL INFORMATION

PASSENGER CAR

LIGHT TRUCK

MUFFLER SPECS.

OPTIONAL MUFFLERS

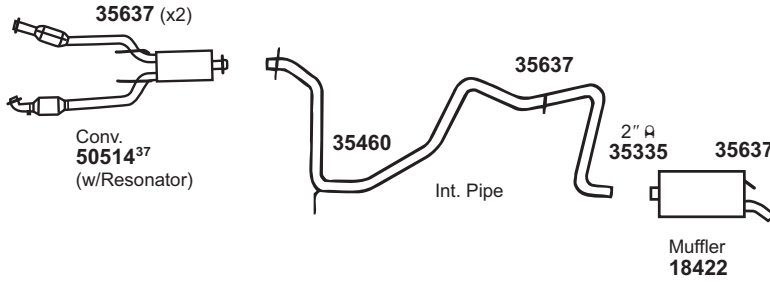
CONVERTER SPECS.

ACCESSORIES

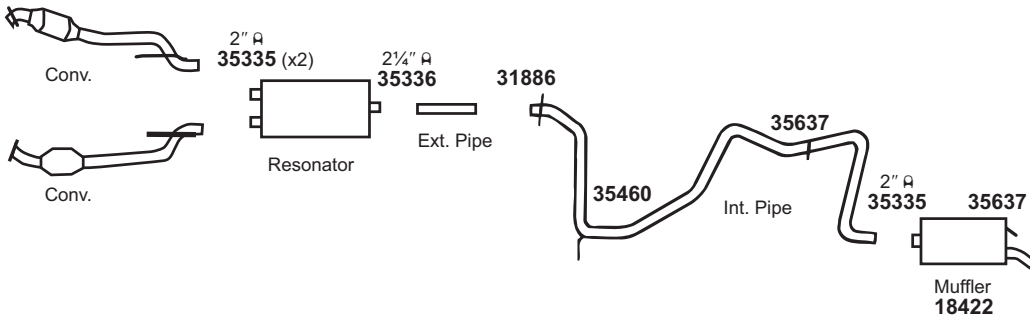
FOOTNOTES

# FORD Thunderbird

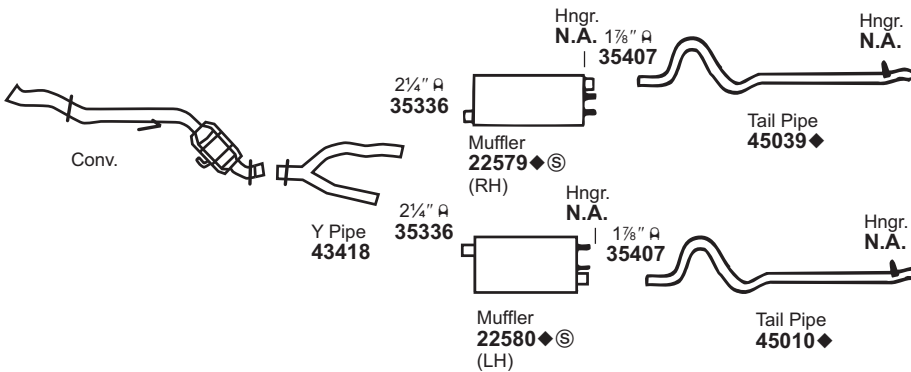
(11072) 1991 6 CYL. THUNDERBIRD w/3.8L ENG. (EXC. SUPERCOUPE)



(11073) 1990-89 6 CYL. THUNDERBIRD w/3.8L ENG. (EXC. SUPERCOUPE)

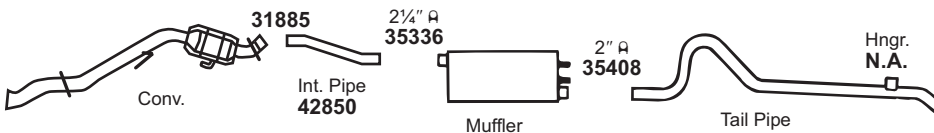


(11074) 1988-87 4 CYL. THUNDERBIRD w/2.3L TURBO ENG., DUAL EXHAUST



For 22579: Super Turbo 17732#  
 For 22580: Super Turbo 17732#

(11075) 1988-87 4 CYL. THUNDERBIRD w/2.3L TURBO ENG. EFI, AUTOMATIC TRANS., SINGLE EXHAUST



31885 Fling.	31886 Fling.	35460 Insl.	35637 Insl.										

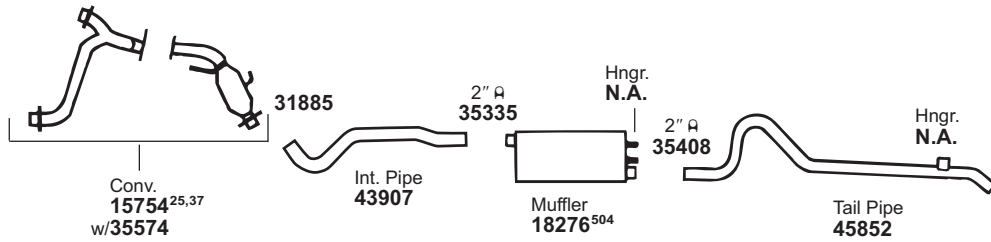
NOT LEGAL FOR SALE IN STATE OF CALIFORNIA  
 IN NEW YORK STATE, CONVERTERS LISTED ARE LEGAL FOR FEDERAL/EPA EMISSION VEHICLES ONLY

388 ♦ If welded assembly, replace all required parts.  
 Ⓢ W/welded Heat Shield.

# Modifications and/or additional parts required.  
 37 Fits All Emissions Vehicles.

# FORD Thunderbird

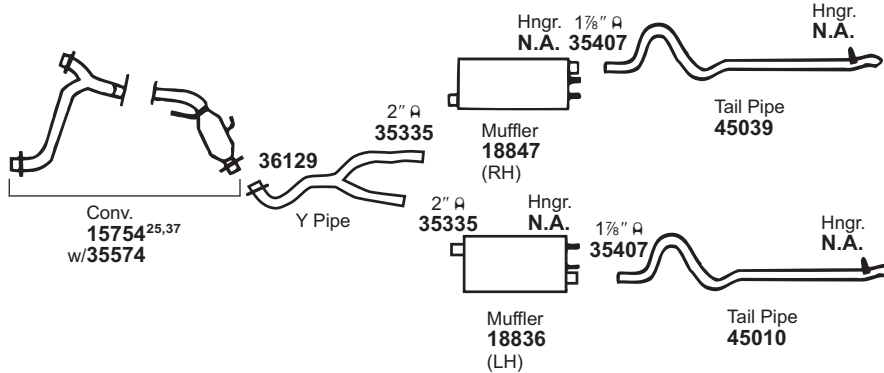
## (11076) 1988-87 6-8 CYL. THUNDERBIRD w/3.8L, 5.0L ENG., SINGLE EXHAUST



For 18276: Univ. SoundFX 17834#

Super Turbo 17736#

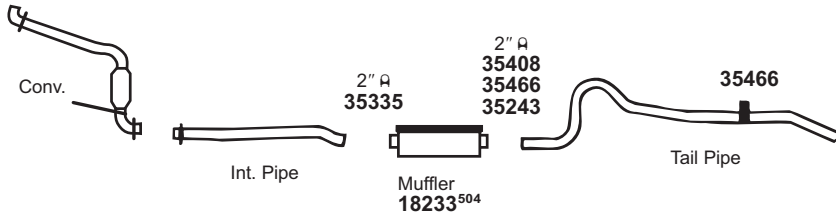
## (11077) 1988 8 CYL. THUNDERBIRD w/5.0L ENG., DUAL EXHAUST



For 18836: Super Turbo 17736#

For 18847: Super Turbo 17736#

## (11078) 1986-83 4 CYL. THUNDERBIRD w/2.3L TURBO ENG.

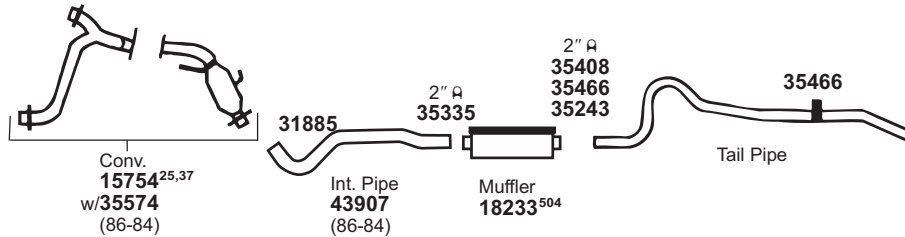


For 18233: Tru-Fit 18157<sup>504,507</sup>

Univ. SoundFX 17815#

Super Turbo 17736#

## (11079) 1986-83 6 CYL. THUNDERBIRD w/3.8L ENG.



For 18233: Tru-Fit 18157<sup>504,507</sup>

Univ. SoundFX 17815#

Super Turbo 17736#

31885 Flng. 	35243 Brkt. 	35466 Insl. 	36129 Bolt Kit 																
--------------------	--------------------	--------------------	-----------------------	--	--	--	--	--	--	--	--	--	--	--	--	--	--	--	--

NOT LEGAL FOR SALE IN STATE OF CALIFORNIA  
IN NEW YORK STATE, CONVERTERS LISTED ARE LEGAL FOR FEDERAL/EPA EMISSION VEHICLES ONLY

# Modifications and/or additional parts required.  
25 Replaces multiple O.E. Converters. Only failed Converters may be replaced. See Catalytic Converter Installation Guide.

37 Fits All Emissions Vehicles.  
504 Requires 35569 Shield & (2) 35564 Straps.  
507 Requires 35568 Bracket & (1) Extra 35408 (2") Clamp.

GENERAL INFORMATION

PASSENGER CAR

LIGHT TRUCK

MUFFLER SPECS.

OPTIONAL MUFFLERS

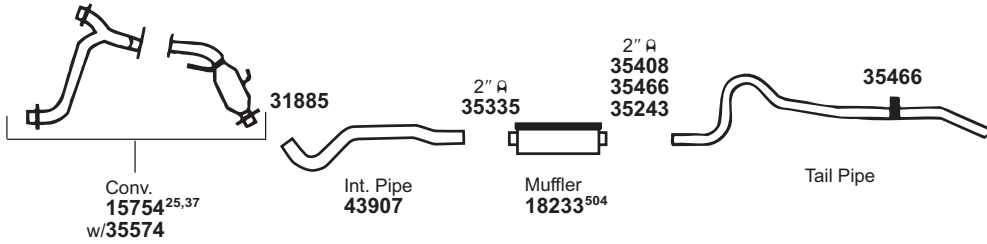
CONVERTER SPECS.

ACCESSORIES

FOOTNOTES

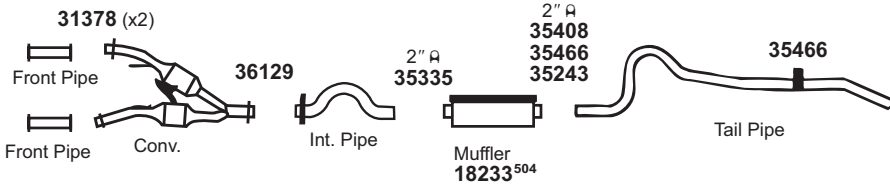
# FORD Thunderbird

(11080) 1986 8 CYL. THUNDERBIRD w/5.0L ENG.



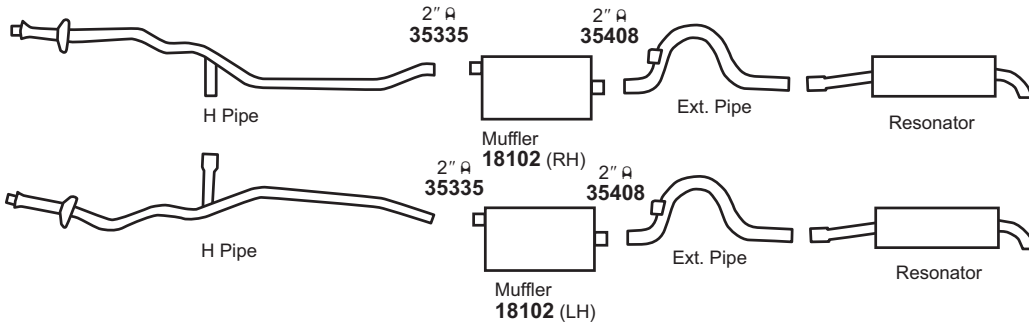
For 18233: Tru-Fit 18157<sup>504,507</sup> Univ. SoundFX 17815# Super Turbo 17736#

(11081) 1985-83 8 CYL. THUNDERBIRD w/5.0L ENG.



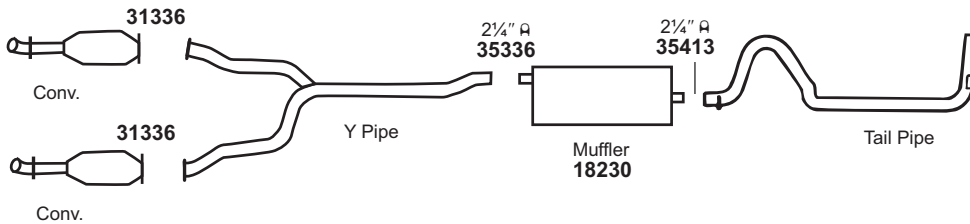
For 18233: Tru-Fit 18157<sup>504,507</sup> Univ. SoundFX 17815# Super Turbo 17736#

(11082) 1967 8 CYL. THUNDERBIRD



# FORD Torino

(11083) 1976-75 8 CYL. TORINO STATION WAGON w/5.8L (351 C.I.D.), 6.6L (400 C.I.D.) ENG. w/TWO CONVERTERS



**NOTE: Reuse existing shields. If not reuseable, O.E. parts are required.**

For 18230: Tru-Fit 18113 Univ. SoundFX 17808 Super Turbo 17747#

31336 Gskt.	31378 Gskt.	31885 Fing.	35243 Brkt.	35466 Insl.	36129 Bolt Kit													

**NOT LEGAL FOR SALE IN STATE OF CALIFORNIA  
IN NEW YORK STATE, CONVERTERS LISTED ARE LEGAL FOR FEDERAL/EPA EMISSION VEHICLES ONLY**

# Modifications and/or additional parts required.

25 Replaces multiple O.E. Converters. Only failed Converters may be replaced. See Catalytic Converter Installation Guide.

37 Fits All Emissions Vehicles.

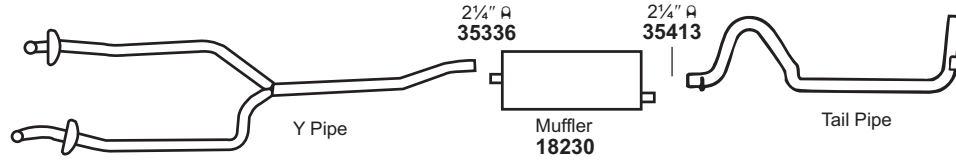
504 Requires 35569 Shield & (2) 35564 Straps.

507 Requires 35568 Bracket & (1) Extra 35408 (2") Clamp.



# FORD Torino

(11084) 1976-75 8 CYL. TORINO STATION WAGON w/5.8L (351 C.I.D.), 6.6L (400 C.I.D.) ENG., w/o CATALYTIC CONVERTERS



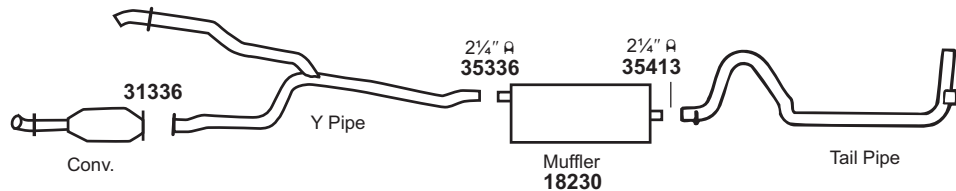
NOTE: Reuse existing shields. If not reuseable, O.E. parts are required.

For 18230: Tru-Fit 18113                      Univ. SoundFX 17808                      Super Turbo 17747#

GENERAL INFORMATION

PASSENGER CAR

(11085) 1975 8 CYL. TORINO STATION WAGON w/5.8L (351 C.I.D.), 6.6L (400 C.I.D.) ENG. w/ONE CONVERTER



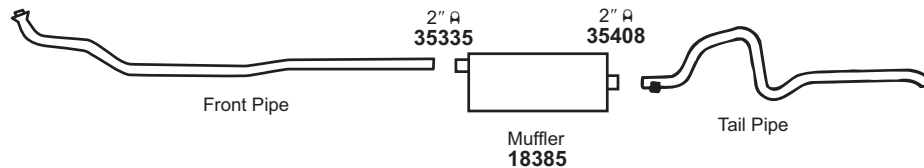
NOTE: Reuse existing shields. If not reuseable, O.E. parts are required.

For 18230: Tru-Fit 18113                      Univ. SoundFX 17808                      Super Turbo 17747#

LIGHT TRUCK

MUFFLER SPECS.

(11086) 1974-72 6 CYL. TORINO, GRAN TORINO

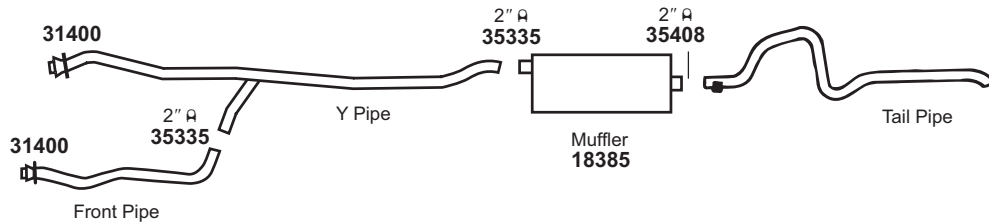


For 18385: Tru-Fit 18101                      Univ. SoundFX 17820#

OPTIONAL MUFFLERS

CONVERTER SPECS.

(11087) 1974 8 CYL. TORINO, GRAN TORINO w/5.0L (302 C.I.D.) ENG.



For 18385: Tru-Fit 18101                      Univ. SoundFX 17820#

ACCESSORIES

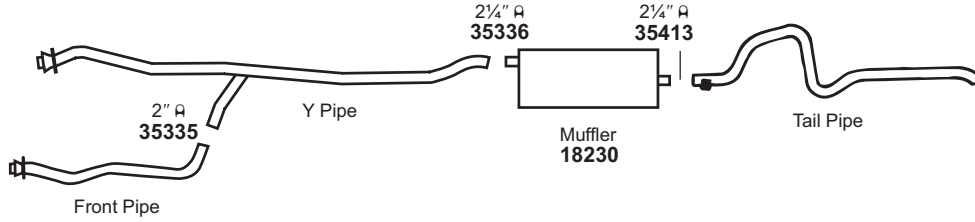
FOOTNOTES

31336 Gskt. 	31400 Gskt. 													
---	---	--	--	--	--	--	--	--	--	--	--	--	--	--

NOT LEGAL FOR SALE IN STATE OF CALIFORNIA  
IN NEW YORK STATE, CONVERTERS LISTED ARE LEGAL FOR FEDERAL/EPA EMISSION VEHICLES ONLY

# FORD Torino

(11088) 1974 8 CYL. TORINO, GRAN TORINO, ELITE w/5.8L (351 C.I.D.), 6.6L (400 C.I.D.) ENG., 2BBL

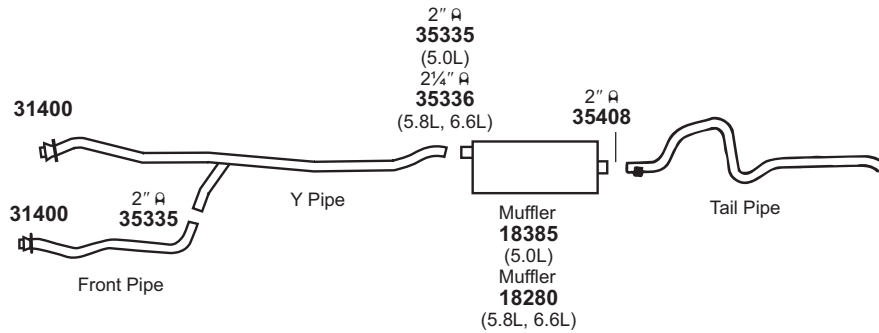


For 18230: Tru-Fit 18113

Univ. SoundFX 17808

Super Turbo 17747#

(11089) 1973-72 8 CYL. TORINO, GRAN TORINO w/5.0L (302 C.I.D.) ENG. (BEFORE 2-5-73)  
 1973-72 8 CYL. TORINO STATION WAGON w/5.8L (351 C.I.D.) ENG. (BEFORE 2-5-73),  
 6.6L (400 C.I.D.) (BEFORE 1-19-73)

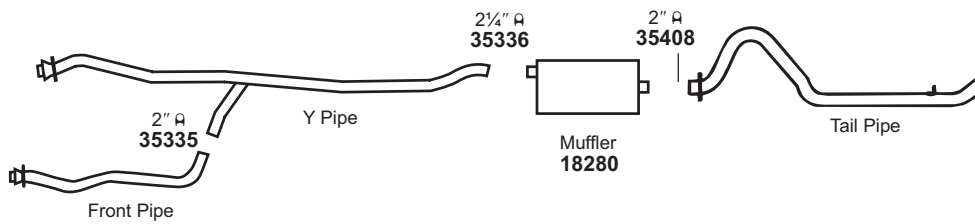


For 18280: Tru-Fit 18111  
 For 18385: Tru-Fit 18101

Univ. SoundFX 17800  
 Univ. SoundFX 17820#

Super Turbo 17747#

(11090) 1973 8 CYL. TORINO STATION WAGON w/5.8L (351 C.I.D.) ENG. (AFTER 2-5-73),  
 6.6L (400 C.I.D.) (AFTER 1-19-73)



For 18280: Tru-Fit 18111

Univ. SoundFX 17800

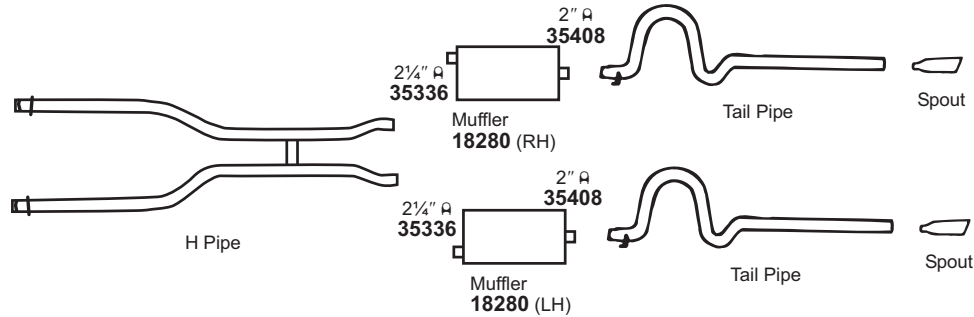
Super Turbo 17747#

31400 Gskt.												
----------------	--	--	--	--	--	--	--	--	--	--	--	--

NOT LEGAL FOR SALE IN STATE OF CALIFORNIA  
 IN NEW YORK STATE, CONVERTERS LISTED ARE LEGAL FOR FEDERAL/EPA EMISSION VEHICLES ONLY

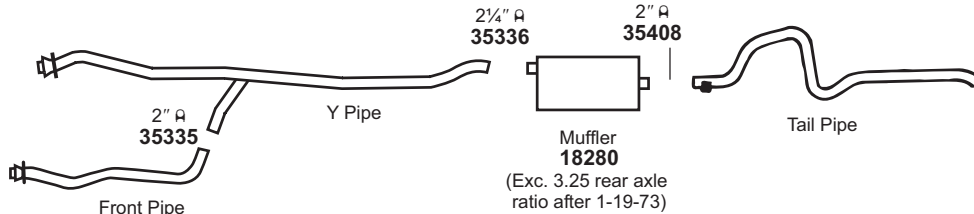
# FORD Torino

(11091) 1973-72 8 CYL. TORINO, GRAN TORINO w/5.8L (351 C.I.D.) ENG., DUAL EXHAUST (EXC. STATION WAGON & POLICE)



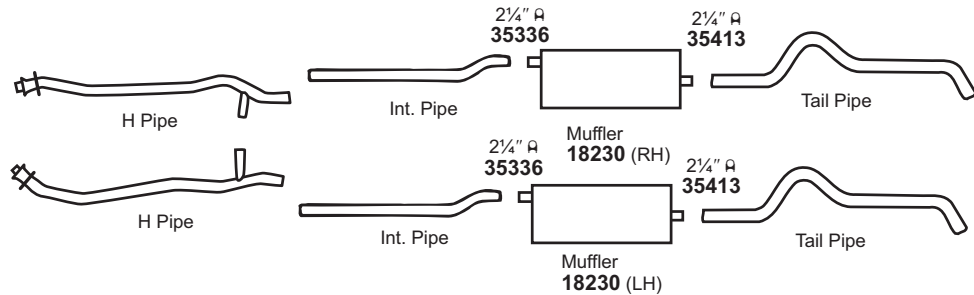
For 18280: Tru-Fit 18111 Univ. SoundFX 17800 Super Turbo 17747#

(11092) 1973-72 8 CYL. TORINO, GRAN TORINO w/5.8L (351 C.I.D.) ENG. (CLEVELAND ENG.<sup>70</sup> & WINDSOR ENG.<sup>70</sup>), w/6.6L (400 C.I.D.) ENG., 2BBL, SINGLE EXHAUST (EXC. STATION WAGON)



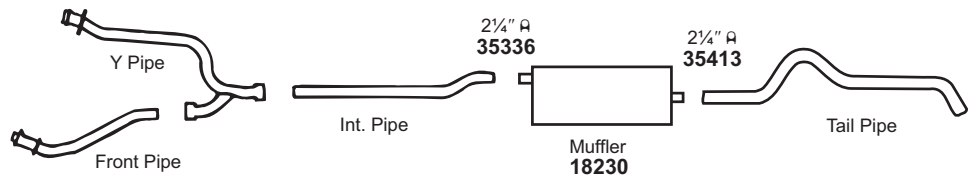
For 18280: Tru-Fit 18111 Univ. SoundFX 17800 Super Turbo 17747#

(11093) 1971-69 8 CYL. TORINO w/5.8L (351 C.I.D.), 6.4L (400 C.I.D.), 7.0L (429 C.I.D.) ENG., 4BBL (EXC. STATION WAGON, CONVERTIBLE, MODELS w/COBRA JET ENG.), DUAL EXHAUST



For 18230: Tru-Fit 18113 Univ. SoundFX 17808 Super Turbo 17747#

(11094) 1971-69 8 CYL. TORINO w/5.8L (351 C.I.D.) ENG., (1971-70 2BBL) (EXC. STATION WAGON), SINGLE EXHAUST



For 18230: Tru-Fit 18113 Univ. SoundFX 17808 Super Turbo 17747#

NOT LEGAL FOR SALE IN STATE OF CALIFORNIA  
IN NEW YORK STATE, CONVERTERS LISTED ARE LEGAL FOR FEDERAL/EPA EMISSION VEHICLES ONLY

# Modifications and/or additional parts required.

70 Eng. identification tag code "W" (Windsor) or "C" (Cleveland) located under ignition coil attaching bolt.

GENERAL INFORMATION

PASSENGER CAR

LIGHT TRUCK

MUFFLER SPECS.

OPTIONAL MUFFLERS

CONVERTER SPECS.

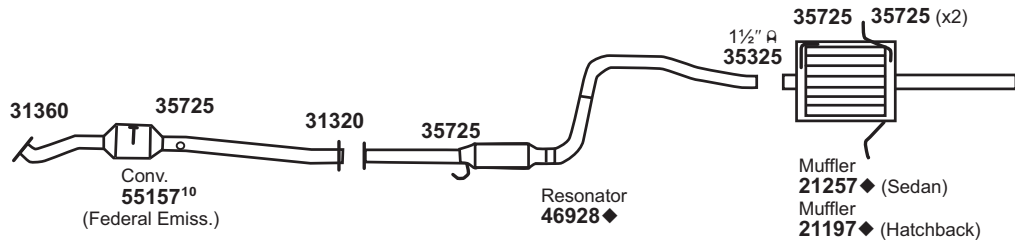
ACCESSORIES

FOOTNOTES



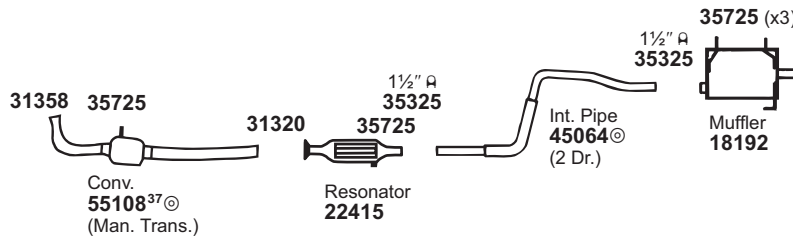
# GEO Metro

(11098) 1995 4 CYL. METRO w/1.3L ENG.



For 21197: SoundFX 18366  
For 21257: SoundFX 18453  
For 55157: Univ. Conv. 93236#

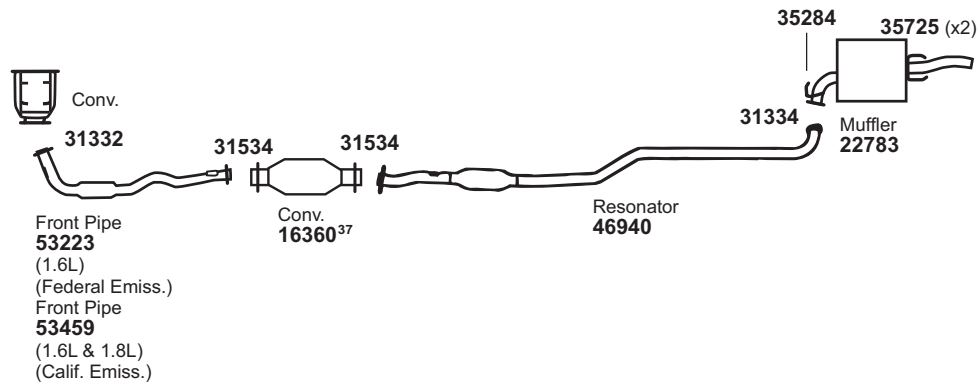
(11099) 1994-89 3 CYL. METRO w/1.0L ENG.



# GEO Prizm

For 1998-02 Prizm, See Chevrolet Prizm

(11100) 1997-96 4 CYL. PRIZM w/1.6L, 1.8L ENG.



For 16360: Univ. Conv. 15036#  
For 22783: SoundFX 18446 Tru-Fit 18528#

31320 Gskt.	31332 Gskt.	31334 Gskt.	31358 Gskt.	31360 Gskt.	31534 Gskt.	35284 Insl.	35725 Insl.						

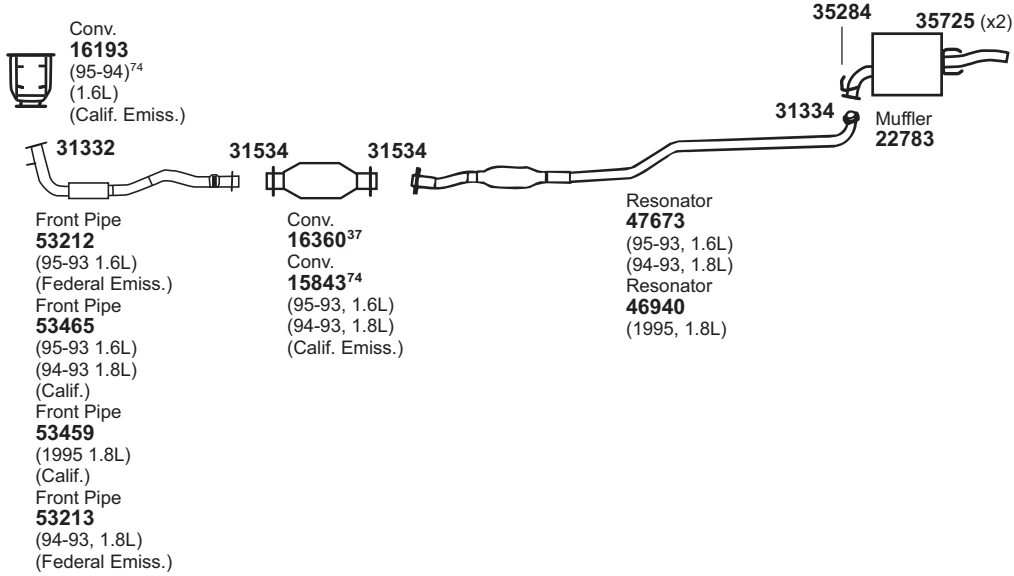
NOT LEGAL FOR SALE IN STATE OF CALIFORNIA  
IN NEW YORK STATE, CONVERTERS LISTED ARE LEGAL FOR FEDERAL/EPA EMISSION VEHICLES ONLY

◆ If welded assembly, replace all required parts.  
⊙ Air Gap Pipe. Appearance may be different than O.E. Pipe. Air space between Pipes acts as a Heat Insulator.

# Modifications and/or additional parts required.  
10 Fits Federal/EPA Emission Vehicles.  
37 Fits All Emissions Vehicles.

# GEO Prizm

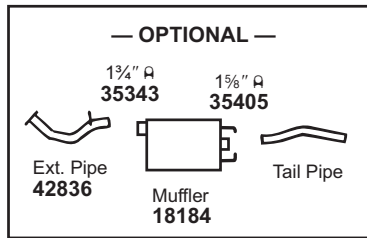
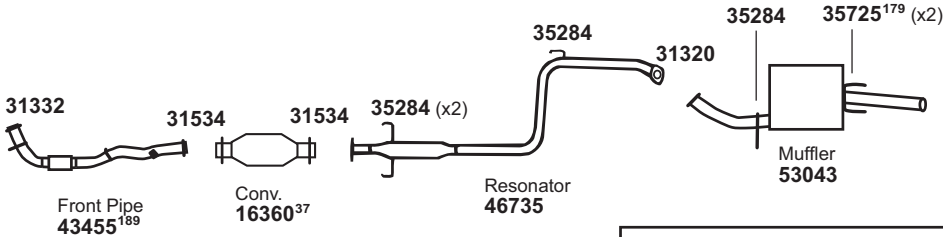
(11101) 1995-93 4 CYL. PRIZM w/1.6L, 1.8L ENG.



For 15843: Univ. Conv. 93236#  
For 16360: Univ. Conv. 15036#  
For 22783: SoundFX 18446

Tru-Fit 18528#

(11102) 1992-89 4 CYL. PRIZM w/1.6L TWIN CAM ENG. (EXC. HIGH OUTPUT)



For 16360: Univ. Conv. 15036#  
For 18184: Tru-Fit 18528  
For 53043: SoundFX 18859

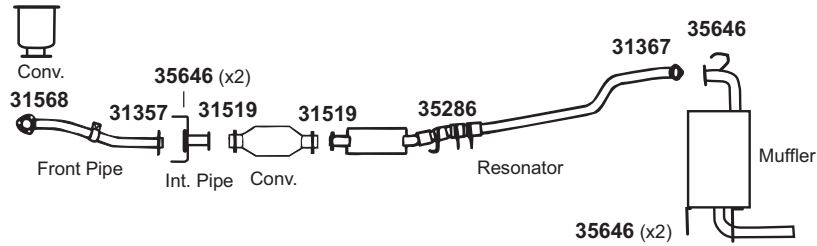
31320 Gskt.	31332 Gskt.	31334 Gskt.	31534 Gskt.	35284 Insl.	35725 Insl.													

NOT LEGAL FOR SALE IN STATE OF CALIFORNIA  
IN NEW YORK STATE, CONVERTERS LISTED ARE LEGAL FOR FEDERAL/EPA EMISSION VEHICLES ONLY

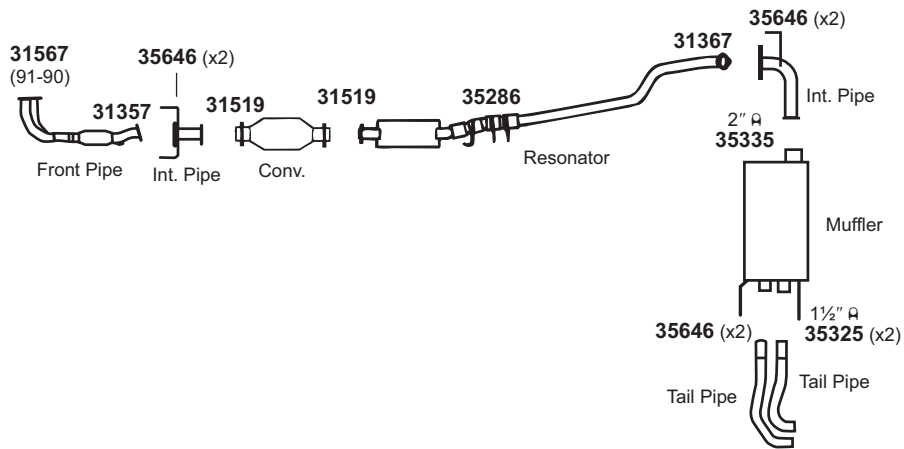
# Modifications and/or additional parts required.  
37 Fits All Emissions Vehicles.  
74 Fits California/50 State Emission Vehicles.

179 Must be mounted w/bolts to Bracket.  
189 5/8" diameter hole MUST be drilled through the large hole in the Sensor Flange, so the Sensor can be used.

(11103) 1993-90 4 CYL. STORM w/1.6L SOHC ENG.



(11104) 1993-92 4 CYL. STORM GSi w/1.8L 16 VALVE DOHC ENG.  
1991-90 4 CYL. STORM GSi w/1.6L 16 VALVE DOHC ENG.



**GEO Tracker (See Truck Section)**

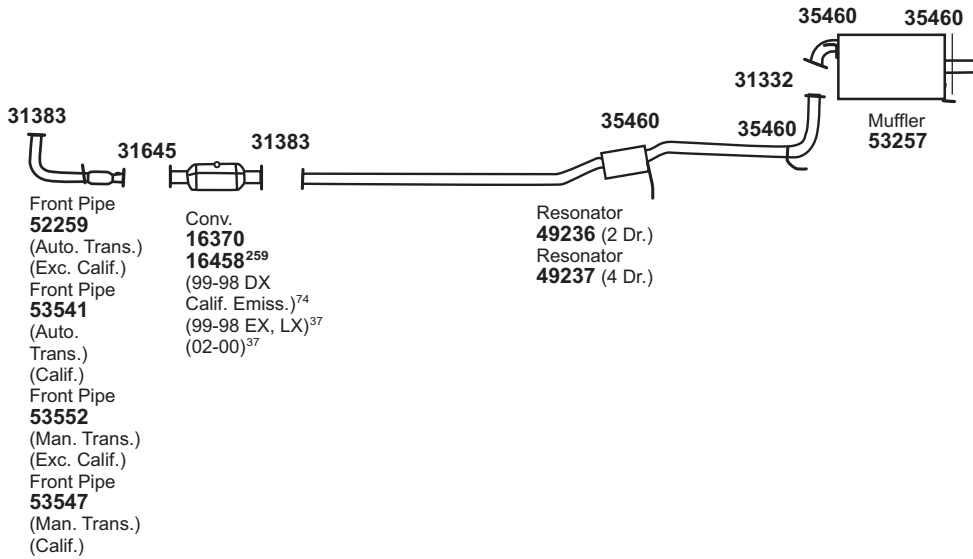
31357 Gskt.	31367 Gskt.	31519 Gskt.	31567 Gskt.	31568 Gskt.	35286 Insl.	35646 Insl.							

NOT LEGAL FOR SALE IN STATE OF CALIFORNIA  
IN NEW YORK STATE, CONVERTERS LISTED ARE LEGAL FOR FEDERAL/EPA EMISSION VEHICLES ONLY

- GENERAL INFORMATION
- PASSENGER CAR
- LIGHT TRUCK
- MUFFLER SPECS.
- OPTIONAL MUFFLERS
- CONVERTER SPECS.
- ACCESSORIES
- FOOTNOTES

# HONDA Accord

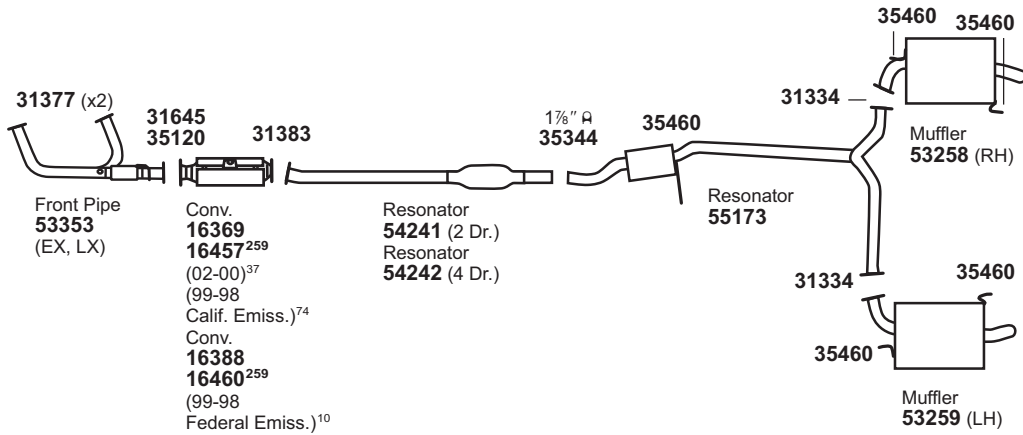
(11105) 2002-98 4 CYL. ACCORD w/2.3L ENG.



For 53257: SoundFX 18904

Tru-Fit 18178#

(11106) 2002-98 6 CYL. ACCORD w/3.0L ENG.



31332 Gskt.	31334 Gskt.	31377 Gskt.	31383 Gskt.	31645 Gskt.	35120 Insl.	35460 Insl.											

NOT LEGAL FOR SALE IN STATE OF CALIFORNIA  
IN NEW YORK STATE, CONVERTERS LISTED ARE LEGAL FOR FEDERAL/EPA EMISSION VEHICLES ONLY

# Modifications and/or additional parts required.

10 Fits Federal/EPA Emission Vehicles.

37 Fits All Emissions Vehicles.

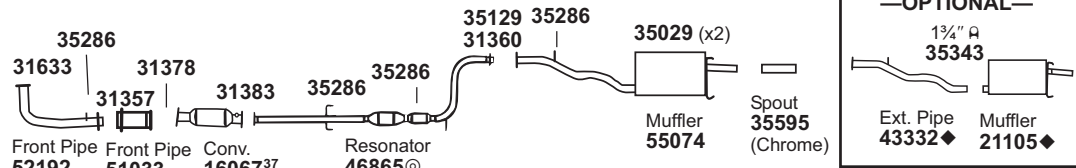
74 Fits California/50 State Emission Vehicles.

259 Optional Part Number - Extra Precious Metal Loading.



# HONDA Accord

(11107) 1997-96 4 CYL. ACCORD DX, LX, SE w/2.2L ENG. (EXC. STATION WAGON)  
(EXC. 1997-96 LX, SE 4 DR. CALIF.) (EXC. CANADIAN MODELS)



For 16067: Univ. Conv. 93256#  
For 21105: SoundFX 18448  
For 55074: SoundFX 18879

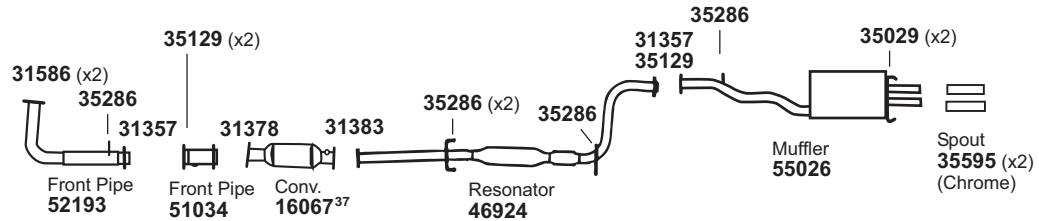
Super Turbo 17768<sup>576</sup>  
Tru-Fit 18528<sup>#601</sup>

Pipe Kit 19051<sup>592</sup>

GENERAL INFORMATION

PASSENGER CAR

(11108) 1997-96 4 CYL. ACCORD EX w/2.2L ENG. (EXC. STATION WAGON) (EX-R CANADIAN MODELS)



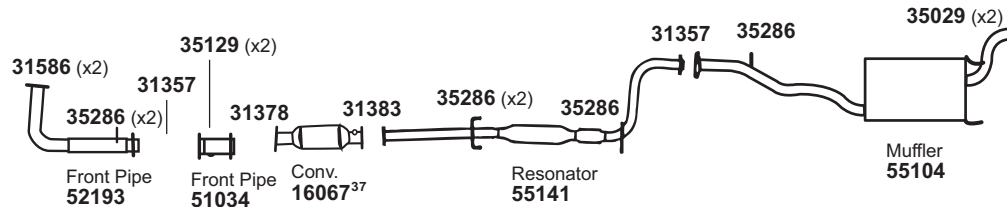
For 16067: Univ. Conv. 93256#  
For 55026: SoundFX 18562

Tru-Fit 18101#

LIGHT TRUCK

MUFFLER SPECS.

(11109) 1997-96 4 CYL. ACCORD EX w/2.2L ENG., STATION WAGON

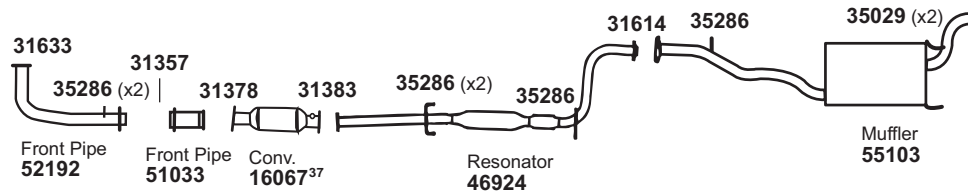


For 16067: Univ. Conv. 93256#  
For 55104: Tru-Fit 18174#

OPTIONAL MUFFLERS

CONVERTER SPECS.

(11110) 1997-96 4 CYL. ACCORD LX w/2.2L ENG., STATION WAGON



For 16067: Univ. Conv. 93256#  
For 55103: SoundFX 18809

ACCESSORIES

FOOTNOTES

31357 Gskt.	31360 Gskt.	31378 Gskt.	31383 Gskt.	31586 Gskt.	31614 Gskt.	31633 Gskt.	35029 Insl.	35129 Bolt Kit	35286 Insl.				

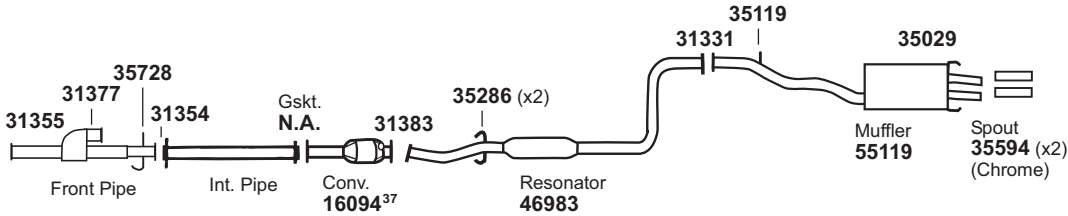
NOT LEGAL FOR SALE IN STATE OF CALIFORNIA  
IN NEW YORK STATE, CONVERTERS LISTED ARE LEGAL FOR FEDERAL/EPA EMISSION VEHICLES ONLY

- ◆ If welded assembly, replace all required parts.
- Ⓞ Air Gap Pipe. Appearance may be different than O.E. Pipe. Air space between Pipes acts as a Heat Insulator.
- # Modifications and/or additional parts required.
- 37 Fits All Emissions Vehicles.

- 576 For installation instructions and additional parts required, see the Cross Reference Chart in the Master Catalog.
- 592 Parts to Complete Installation of Universal Muffler
- 601 Requires 19051 Kit

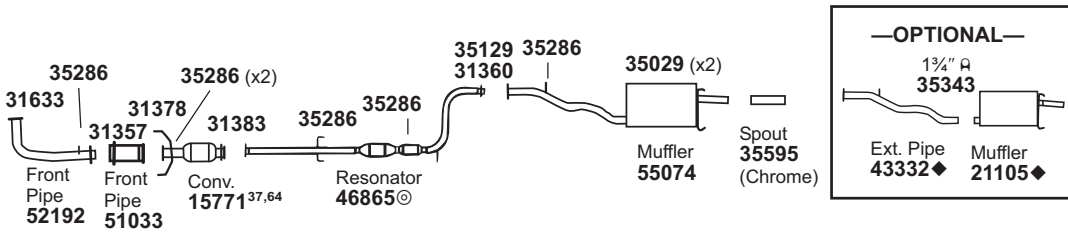
# HONDA Accord

(11111) 1997-96 6 CYL. ACCORD LX w/2.7L ENG., SEDAN



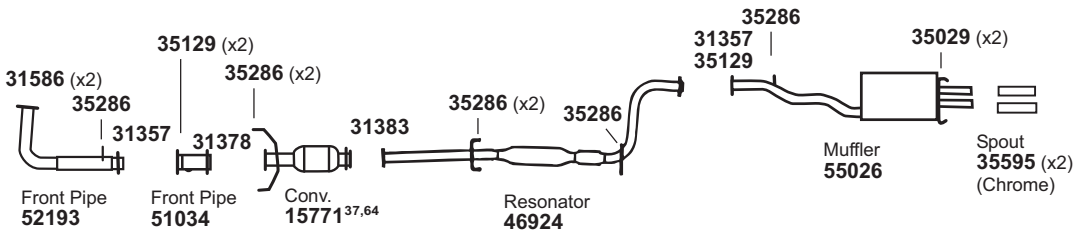
For 16094: Univ. Conv. 93261#  
For 55119: SoundFX 18818

(11112) 1995-94 4 CYL. ACCORD DX, LX, SE w/2.2L ENG. (EXC. STATION WAGON)  
(EXC. 1995 LX, SE 4 DR. CALIF.) (EXC. CANADIAN MODELS)



For 15771: Univ. Conv. 15051#  
For 21105: SoundFX 18448  
For 55074: SoundFX 18879  
Super Turbo 17768<sup>576</sup>  
Tru-Fit 18528#<sup>601</sup>  
Pipe Kit 19051<sup>592</sup>

(11113) 1995-94 4 CYL. ACCORD EX w/2.2L ENG. (EXC. STATION WAGON) (1995 EX-R  
CANADIAN MODELS)



For 15771: Univ. Conv. 15051#  
For 55026: SoundFX 18562  
Tru-Fit 18101#

(11114) 1995-94 4 CYL. ACCORD EX STATION WAGON w/2.2L ENG.



For 15771: Univ. Conv. 15051#  
For 55104: Tru-Fit 18174#

31331 Gskt.	31354 Gskt.	31355 Gskt.	31357 Gskt.	31360 Gskt.	31377 Gskt.	31378 Gskt.	31383 Gskt.	31586 Gskt.	31633 Gskt.	35029 Insl.	35119 Insl.	35129 Bolt Kit	35286 Insl.

NOT LEGAL FOR SALE IN STATE OF CALIFORNIA  
IN NEW YORK STATE, CONVERTERS LISTED ARE LEGAL FOR FEDERAL/EPA EMISSION VEHICLES ONLY

◆ If welded assembly, replace all required parts.

© Air Gap Pipe. Appearance may be different than O.E. Pipe. Air space between Pipes acts as a Heat Insulator.

# Modifications and/or additional parts required.

37 Fits All Emissions Vehicles.

64 Includes 35129 Spring Bolt Kit.

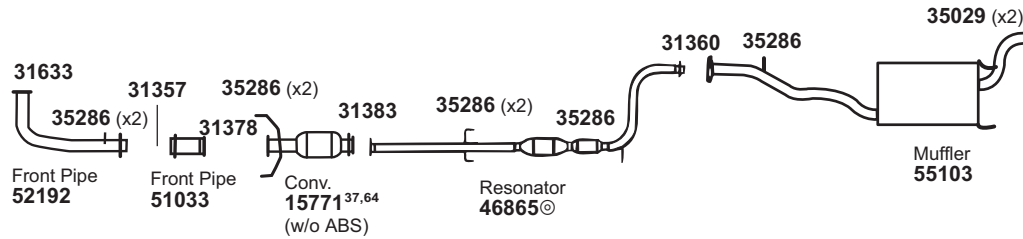
576 For installation instructions and additional parts required, see the Cross Reference Chart in the Master Catalog.

592 Parts to Complete Installation of Universal Muffler

601 Requires 19051 Kit

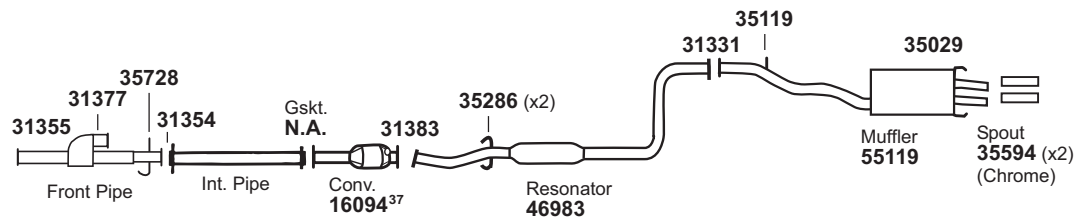
# HONDA Accord

(11115) 1995-94 4 CYL. ACCORD LX STATION WAGON w/2.2L ENG.



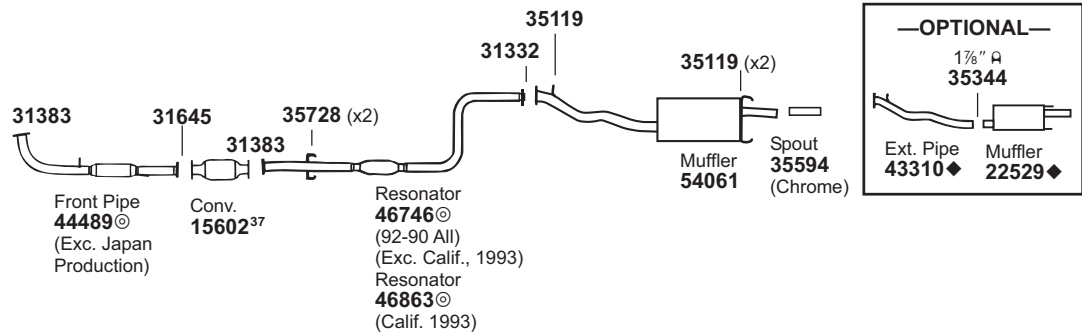
For 15771: Univ. Conv. 15051#  
For 55103: SoundFX 18809

(11116) 1995 6 CYL. ACCORD LX SEDAN w/2.7L ENG.



For 16094: Univ. Conv. 93261#  
For 55119: SoundFX 18818

(11117) 1993-90 4 CYL. ACCORD DX, LX w/2.2L ENG. (EXC. STATION WAGON)



For 15602: Univ. Conv. 15051#  
For 22529: SoundFX 18206  
For 54061: SoundFX 18865

Tru-Fit 18527#<sup>603</sup>

Pipe Kit 19053<sup>592</sup>

31331 Gskt.	31332 Gskt.	31354 Gskt.	31355 Gskt.	31357 Gskt.	31360 Gskt.	31377 Gskt.	31378 Gskt.	31383 Gskt.	31633 Gskt.	31645 Gskt.	35029 Insl.	35119 Insl.	35286 Insl.

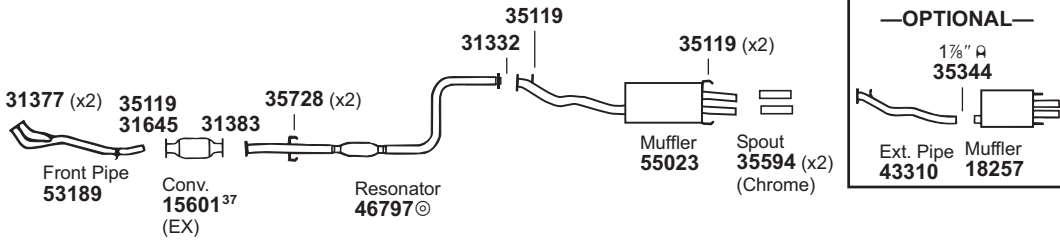
NOT LEGAL FOR SALE IN STATE OF CALIFORNIA  
IN NEW YORK STATE, CONVERTERS LISTED ARE LEGAL FOR FEDERAL/EPA EMISSION VEHICLES ONLY

- ◆ If welded assembly, replace all required parts.
- ⊙ Air Gap Pipe. Appearance may be different than O.E. Pipe. Air space between Pipes acts as a Heat Insulator.
- # Modifications and/or additional parts required.

- 37 Fits All Emissions Vehicles.
- 64 Includes 35129 Spring Bolt Kit.
- 592 Parts to Complete Installation of Universal Muffler
- 603 Requires 19053 Kit

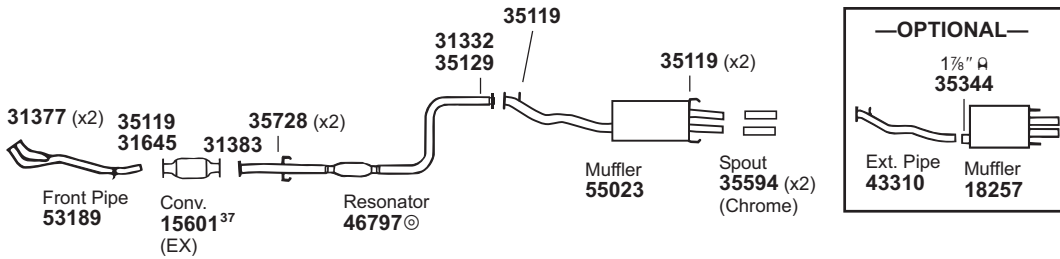
# HONDA Accord

(11118) 1993-92 4 CYL. ACCORD EX w/2.2L ENG. (EXC. STATION WAGON), USA PRODUCTION  
 1993 4 CYL. ACCORD SE w/2.2L ENG.



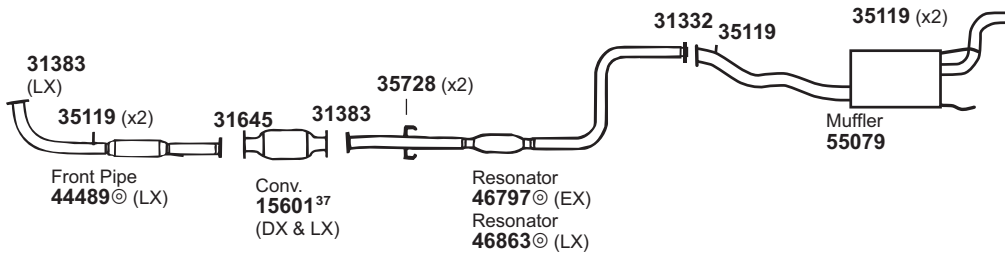
For 15601: Univ. Conv. 15051#  
 For 46797: SoundFX 18870  
 For 55023: SoundFX 18878

(11119) 1993 4 CYL. ACCORD EX, SE w/2.2L ENG. (EXC. STATION WAGON), JAPAN PRODUCTION



For 15601: Univ. Conv. 15051#  
 For 46797: SoundFX 18870  
 For 55023: SoundFX 18878

(11120) 1993 4 CYL. ACCORD STATION WAGON w/2.2L ENG.



For 15601: Univ. Conv. 15051#  
 For 46797: SoundFX 18870

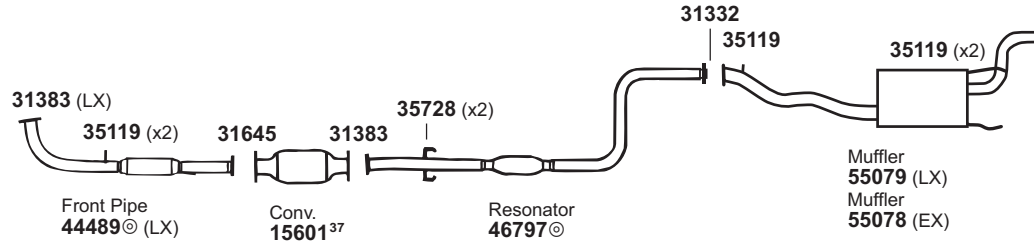
31332 Gskt.	31377 Gskt.	31383 Gskt.	31645 Gskt.	35119 Insl.	35129 Bolt Kit	35728 Insl.											

NOT LEGAL FOR SALE IN STATE OF CALIFORNIA  
 IN NEW YORK STATE, CONVERTERS LISTED ARE LEGAL FOR FEDERAL/EPA EMISSION VEHICLES ONLY

402 © Air Gap Pipe. Appearance may be different than O.E. Pipe. Air space between Pipes acts as a Heat Insulator. # Modifications and/or additional parts required. 37 Fits All Emissions Vehicles.

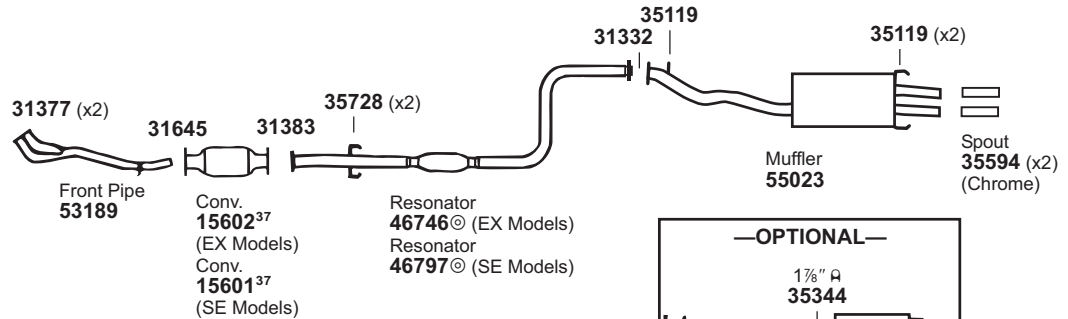
# HONDA Accord

(11121) 1992-91 4 CYL. ACCORD STATION WAGON w/2.2L ENG.



For 15601: Univ. Conv. 15051#  
For 46797: SoundFX 18870

(11122) 1991 4 CYL. ACCORD EX, SE w/2.2L ENG. (EXC. STATION WAGON)  
1990 4 CYL. ACCORD EX w/2.2L ENG.



For 15601: Univ. Conv. 15051#  
For 15602: Univ. Conv. 15051#  
For 46797: SoundFX 18870  
For 55023: SoundFX 18878

31332 Gskt.	31377 Gskt.	31383 Gskt.	31645 Gskt.	35119 Insl.	35728 Insl.										

NOT LEGAL FOR SALE IN STATE OF CALIFORNIA  
IN NEW YORK STATE, CONVERTERS LISTED ARE LEGAL FOR FEDERAL/EPA EMISSION VEHICLES ONLY

Ⓞ Air Gap Pipe. Appearance may be different than O.E. Pipe. Air space between Pipes acts as a Heat Insulator.

# Modifications and/or additional parts required.  
37 Fits All Emissions Vehicles.

GENERAL INFORMATION

PASSENGER CAR

LIGHT TRUCK

MUFFLER SPECS.

OPTIONAL MUFFLERS

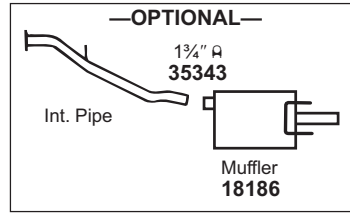
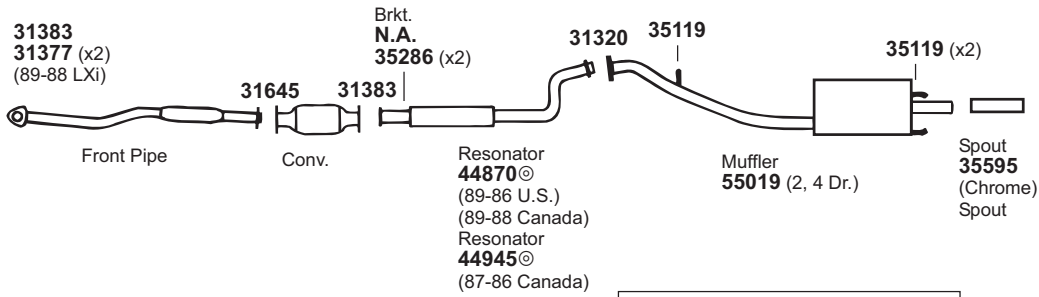
CONVERTER SPECS.

ACCESSORIES

FOOTNOTES

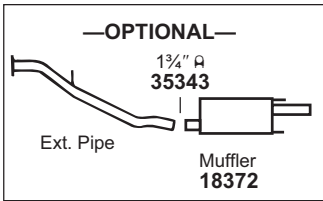
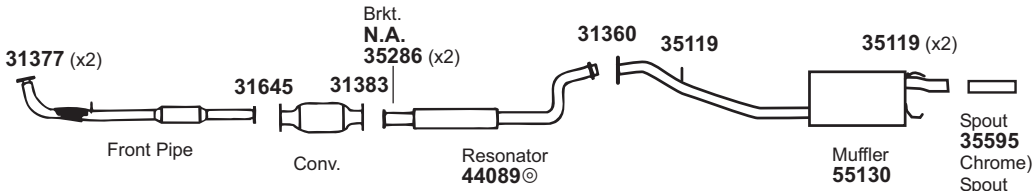
# HONDA Accord

(11123) 1989-86 4 CYL. U.S. ACCORD w/2.0L ENG. (EXC. SEi MODEL)  
 (EXC. 1989 AUTOMATIC TRANS.)  
 1989-86 4 CYL. CANADA ACCORD w/2.0L ENG.

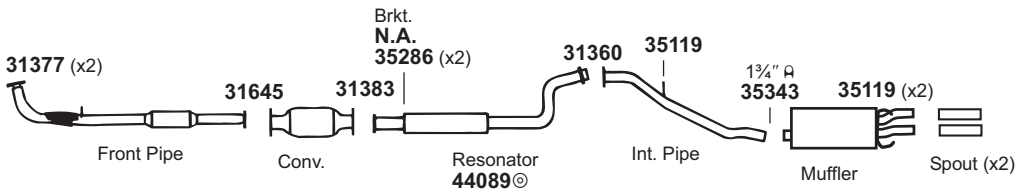


For 18186: Tru-Fit 18527

(11124) 1989 4 CYL. ACCORD LXi 4 DR. w/2.0L ENG., AUTOMATIC TRANS.



(11125) 1989 4 CYL. ACCORD SEi w/2.0L PGM-FI ENG. w/AUTOMATIC TRANS.



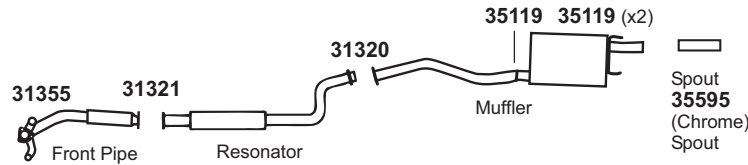
31320 Gskt.	31360 Gskt.	31377 Gskt.	31383 Gskt.	31645 Gskt.	35119 Insl.	35286 Insl.												

NOT LEGAL FOR SALE IN STATE OF CALIFORNIA  
 IN NEW YORK STATE, CONVERTERS LISTED ARE LEGAL FOR FEDERAL/EPA EMISSION VEHICLES ONLY

404 Ⓞ Air Gap Pipe. Appearance may be different than O.E. Pipe. Air space between Pipes acts as a Heat Insulator.

# HONDA Accord

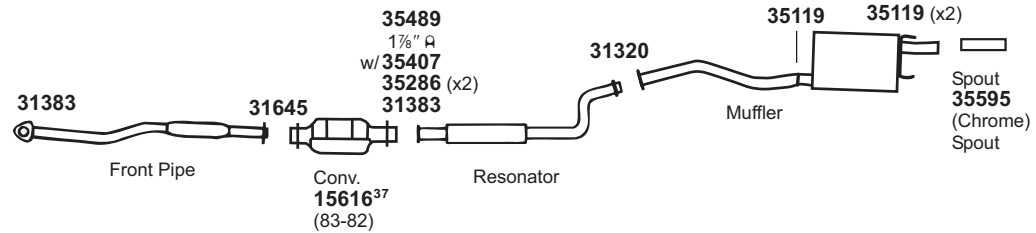
(11126) 1985-82 4 CYL. CANADA ACCORD w/1.8L ENG. w/o CONVERTER



GENERAL INFORMATION

PASSENGER CAR

(11127) 1985-82 4 CYL. U.S. ACCORD w/1.8L ENG., w/CONVERTER



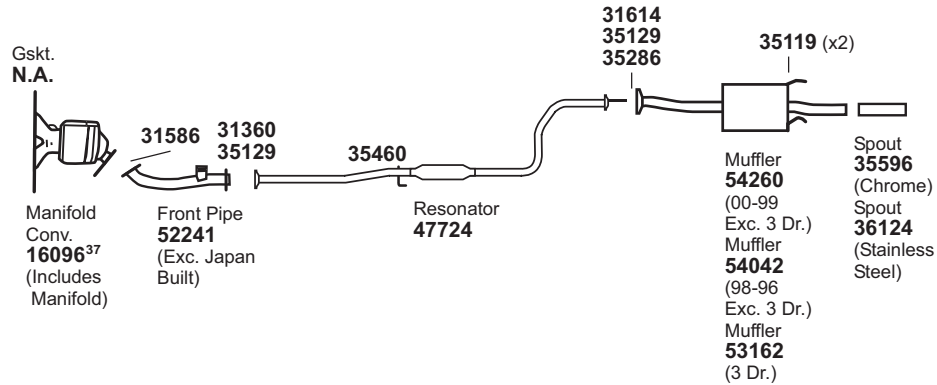
For 15616: Univ. Conv. 15051#

LIGHT TRUCK

MUFFLER SPECS.

# HONDA Civic

(11128) 2000-96 4 CYL. CIVIC w/1.6L ENG. (EXC. EX MODELS) (EXCEPT 00-99 Si MODELS)



For 53162: SoundFX 18585  
For 54042: SoundFX 18558  
For 54260: SoundFX 18561

Tru-Fit 18528#<sup>602</sup>  
Tru-Fit 18528#<sup>600</sup>

Pipe Kit 19052<sup>592</sup>  
Pipe Kit 19050<sup>592</sup>

OPTIONAL MUFFLERS

CONVERTER SPECS.

ACCESSORIES

FOOTNOTES

31320 Gskt.	31321 Gskt.	31355 Gskt.	31360 Gskt.	31383 Gskt.	31586 Gskt.	31614 Gskt.	31645 Gskt.	35119 Insl.	35129 Bolt Kit	35286 Insl.	35460 Insl.	35489 Brkt.

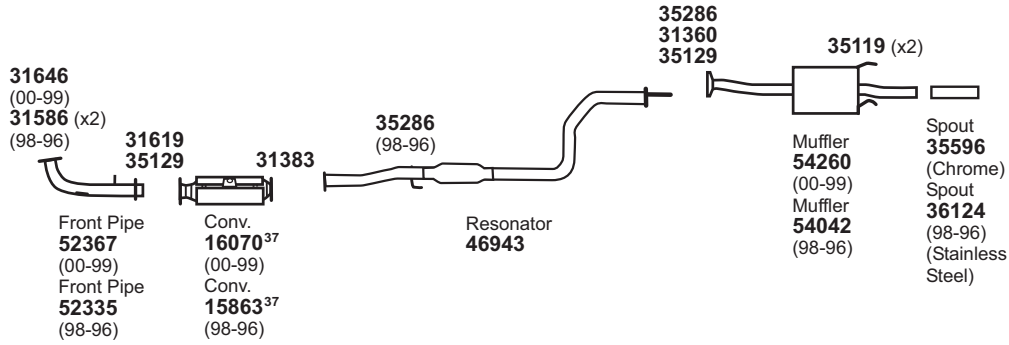
NOT LEGAL FOR SALE IN STATE OF CALIFORNIA  
IN NEW YORK STATE, CONVERTERS LISTED ARE LEGAL FOR FEDERAL/EPA EMISSION VEHICLES ONLY

# Modifications and/or additional parts required.  
37 Fits All Emissions Vehicles.  
592 Parts to Complete Installation of Universal Muffler

600 Requires 19050 Kit  
602 Requires 19052 Kit

# HONDA Civic

(11129) 2000-96 4 CYL. CIVIC EX w/1.6L ENG., 2 DR. & 4 DR.



For 15863: Univ. Conv. 93251#<sup>591</sup>

For 16070: Univ. Conv. 93266#

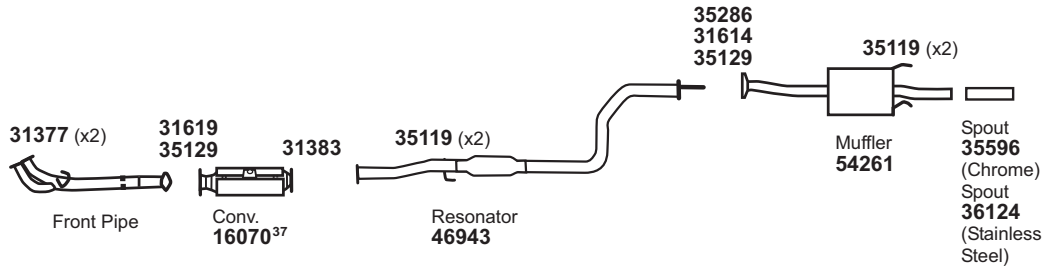
For 54042: SoundFX 18558

For 54260: SoundFX 18561

Tru-Fit 18528#<sup>600</sup>

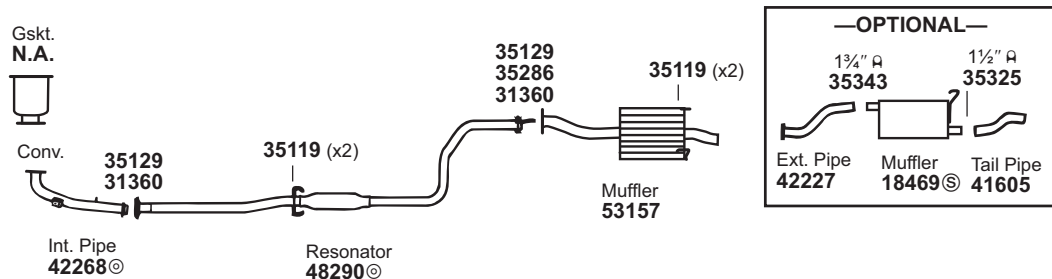
Pipe Kit 19050<sup>592</sup>

(11130) 2000-99 4 CYL. CIVIC Si w/1.6L ENG.



For 16070: Univ. Conv. 93266#

(11131) 1995-92 4 CYL. CIVIC CX, VX 3 DR. HATCHBACK w/1.5L ENG.



**DYNOMAX** SYSTEM AVAILABLE, See DynoMax Catalog

For 53157: SoundFX 18862

31360 Gskt.	31377 Gskt.	31383 Gskt.	31586 Gskt.	31614 Gskt.	31619 Gskt.	31646 Gskt.	35119 Insl.	35129 Bolt Kit	35286 Insl.				

NOT LEGAL FOR SALE IN STATE OF CALIFORNIA  
IN NEW YORK STATE, CONVERTERS LISTED ARE LEGAL FOR FEDERAL/EPA EMISSION VEHICLES ONLY

Ⓢ W/welded Heat Shield.

Ⓢ Air Gap Pipe. Appearance may be different than O.E. Pipe. Air space between Pipes acts as a Heat Insulator.

# Modifications and/or additional parts required.

37 Fits All Emissions Vehicles.

591 Modifications and/or additional parts required. Must use 36339 Threaded Adapter Nut.

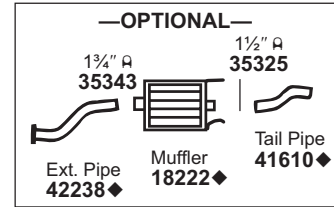
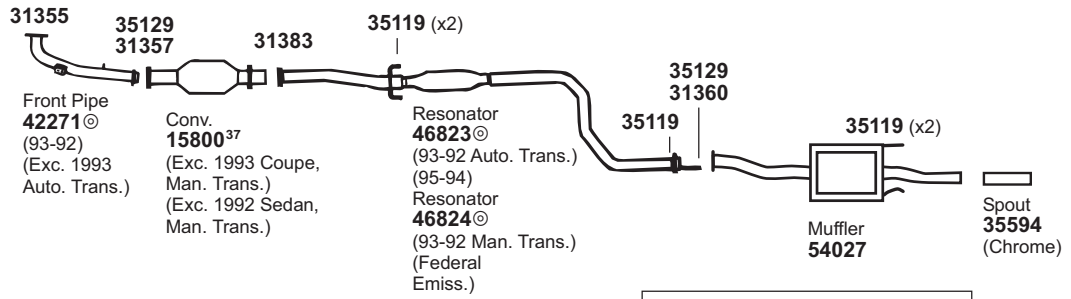
592 Parts to Complete Installation of Universal Muffler

600 Requires 19050 Kit



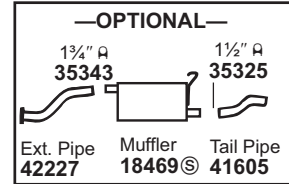
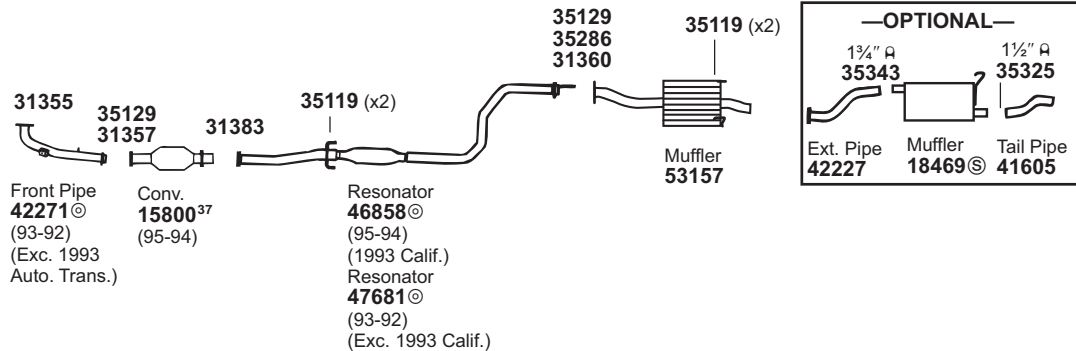
# HONDA Civic

(11132)	1995-93	4 CYL.	CIVIC DX 2 DR. COUPE w/1.5L ENG.
	1995-92	4 CYL.	U.S. CIVIC DX, LX 4 DR. SEDAN w/1.5L ENG.
	1995-92	4 CYL.	CANADA CIVIC LX 4 DR. SEDAN w/1.5L ENG.



For 15800: Univ. Conv. 15051#  
 For 46823: SoundFX 18871  
 For 54027: SoundFX 18867

(11133)	1995-92	4 CYL.	CIVIC DX 3 DR. HATCHBACK w/1.5L ENG.
---------	---------	--------	--------------------------------------



For 15800: Univ. Conv. 15051#  
 For 53157: SoundFX 18862

**DYNOMAX** SYSTEM AVAILABLE, See DynoMax Catalog

31355 Gskt.	31357 Gskt.	31360 Gskt.	31383 Gskt.	35119 Insl.	35129 Bolt Kit	35286 Insl.													

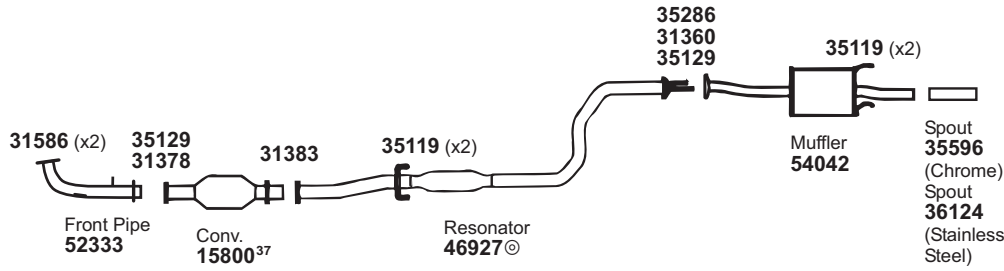
NOT LEGAL FOR SALE IN STATE OF CALIFORNIA  
 IN NEW YORK STATE, CONVERTERS LISTED ARE LEGAL FOR FEDERAL/EPA EMISSION VEHICLES ONLY

◆ If welded assembly, replace all required parts.  
 Ⓢ W/welded Heat Shield.  
 Ⓢ Air Gap Pipe. Appearance may be different than O.E. Pipe. Air space between Pipes acts as a Heat Insulator.

# Modifications and/or additional parts required.  
 37 Fits All Emissions Vehicles.

# HONDA Civic

(11134) 1995 4 CYL. CIVIC EX 2 DR. & 4 DR. w/1.6L ENG. (EXC. 4 DR. JAPAN PRODUCTION)



**DYNOMAX** SYSTEM AVAILABLE, See DynoMax Catalog

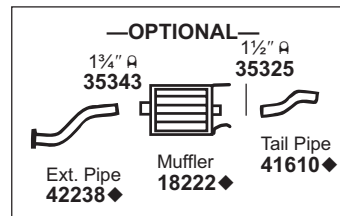
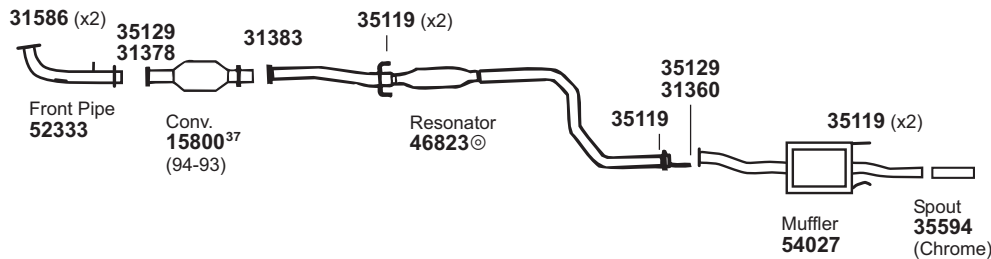
For 15800: Univ. Conv. 15051#

For 54042: SoundFX 18558

Tru-Fit 18528#<sup>600</sup>

Pipe Kit 19050<sup>592</sup>

(11135) 1994-92 4 CYL. U.S. CIVIC EX w/1.6L ENG.  
 1994-93 4 CYL. CANADA CIVIC Si 2 DR. COUPE w/1.6L ENG.  
 1994-92 4 CYL. CANADA EXV 4 DR. SEDAN w/1.6L ENG.



For 15800: Univ. Conv. 15051#

For 46823: SoundFX 18871

For 54027: SoundFX 18867

31360 Gskt.	31378 Gskt.	31383 Gskt.	31586 Gskt.	35119 Insl.	35129 Bolt Kit	35286 Insl.							

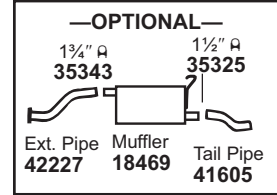
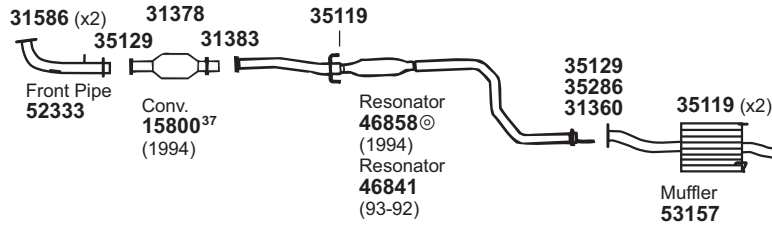
**NOT LEGAL FOR SALE IN STATE OF CALIFORNIA  
 IN NEW YORK STATE, CONVERTERS LISTED ARE LEGAL FOR FEDERAL/EPA EMISSION VEHICLES ONLY**

- ◆ If welded assembly, replace all required parts.
- ⊙ Air Gap Pipe. Appearance may be different than O.E. Pipe. Air space between Pipes acts as a Heat Insulator.

- 37 Fits All Emissions Vehicles.
- 592 Parts to Complete Installation of Universal Muffler
- 600 Requires 19050 Kit

# HONDA Civic

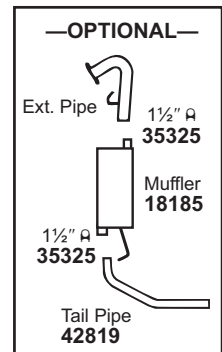
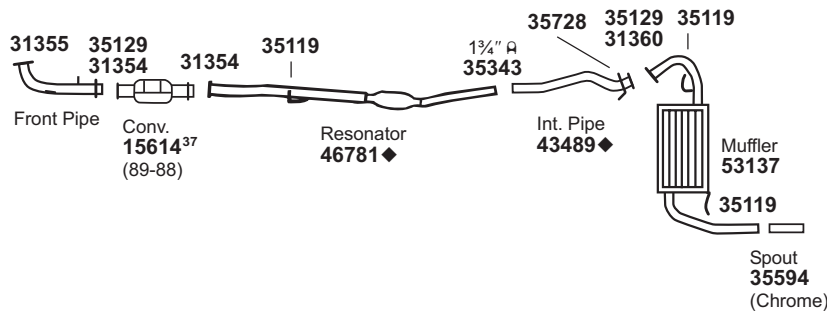
(11136) 1994-92 4 CYL. CIVIC Si w/1.6L ENG., 3 DR. HATCHBACK



**DYNOMAX** SYSTEM AVAILABLE, See DynoMax Catalog

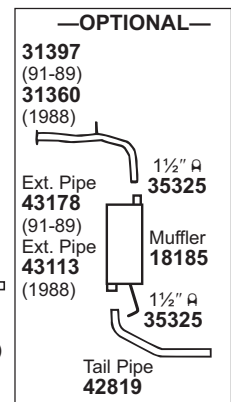
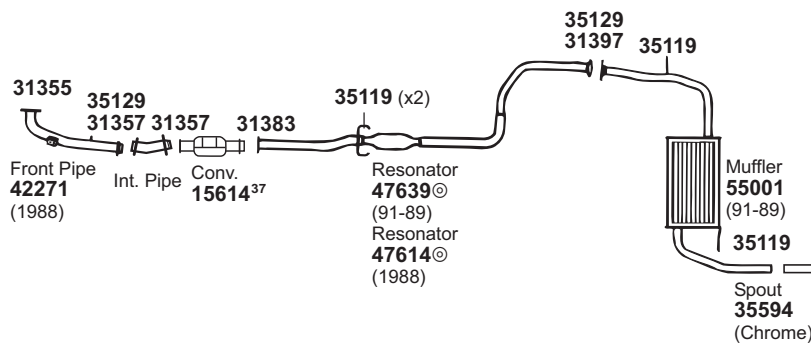
For 15800: Univ. Conv. 15051#  
For 53157: SoundFX 18862

(11137) 1991-88 4 CYL. CIVIC STATION WAGON w/1.5L ENG., F.W.D.



For 15614: Univ. Conv. 15051#

(11138) 1991-90 4 CYL. CIVIC STD. 3 DR. HATCHBACK MODELS w/1.5L ENG., SINGLE OUTLET MUFFLER  
1991-88 4 CYL. CIVIC DX 3 DR. HATCHBACK MODELS w/1.5L ENG., SINGLE OUTLET MUFFLER



For 15614: Univ. Conv. 15051#

31354 Gskt.	31355 Gskt.	31357 Gskt.	31360 Gskt.	31378 Gskt.	31383 Gskt.	31397 Gskt.	31586 Gskt.	35119 Insl.	35129 Bolt Kit	35286 Insl.	35728 Insl.		

NOT LEGAL FOR SALE IN STATE OF CALIFORNIA  
IN NEW YORK STATE, CONVERTERS LISTED ARE LEGAL FOR FEDERAL/EPA EMISSION VEHICLES ONLY

◆ If welded assembly, replace all required parts.  
⊙ Air Gap Pipe. Appearance may be different than O.E. Pipe. Air space between Pipes acts as a Heat Insulator.

# Modifications and/or additional parts required.  
37 Fits All Emissions Vehicles.

GENERAL INFORMATION

PASSENGER CAR

LIGHT TRUCK

MUFFLER SPECS.

OPTIONAL MUFFLERS

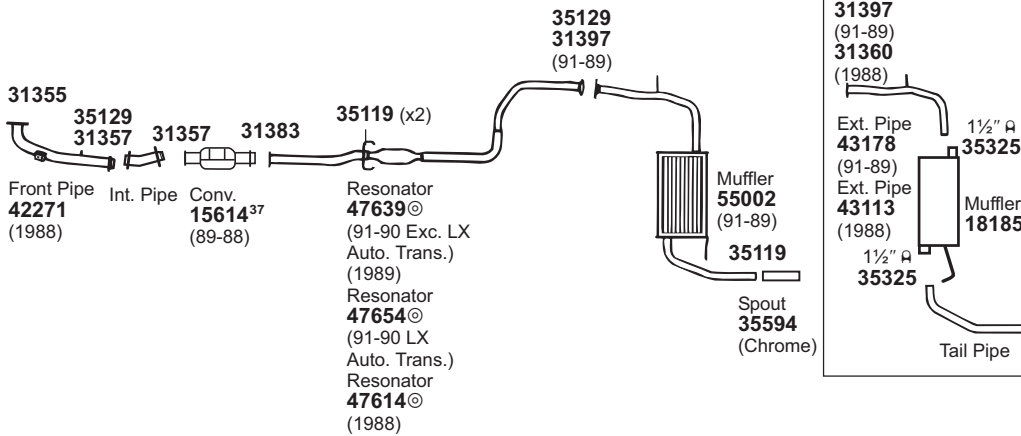
CONVERTER SPECS.

ACCESSORIES

FOOTNOTES

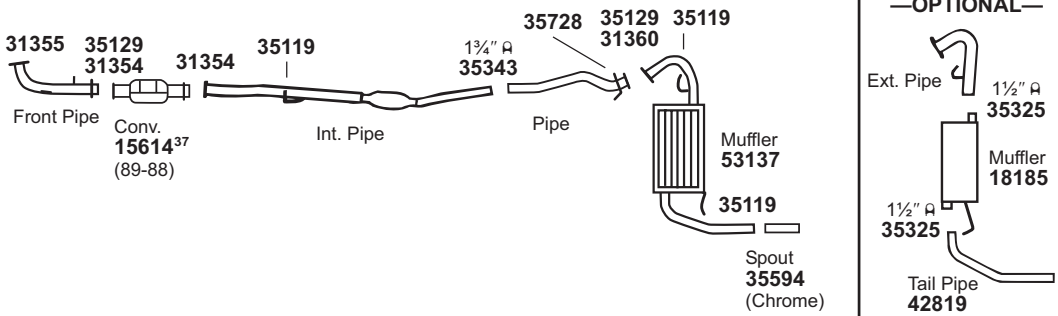
# HONDA Civic

(11139) 1991-88 4 CYL. CIVIC DX, LX 4 DR. SEDAN w/1.5L ENG.



For 15614: Univ. Conv. 15051#  
For 55002: SoundFX 18876

(11140) 1991-88 4 CYL. CIVIC STATION WAGON w/1.6L ENG., 4 W.D.



For 15614: Univ. Conv. 15051#

31354 Gskt.	31355 Gskt.	31357 Gskt.	31360 Gskt.	31383 Gskt.	31397 Gskt.	35119 Insl.	35129 Bolt Kit	35728 Insl.								

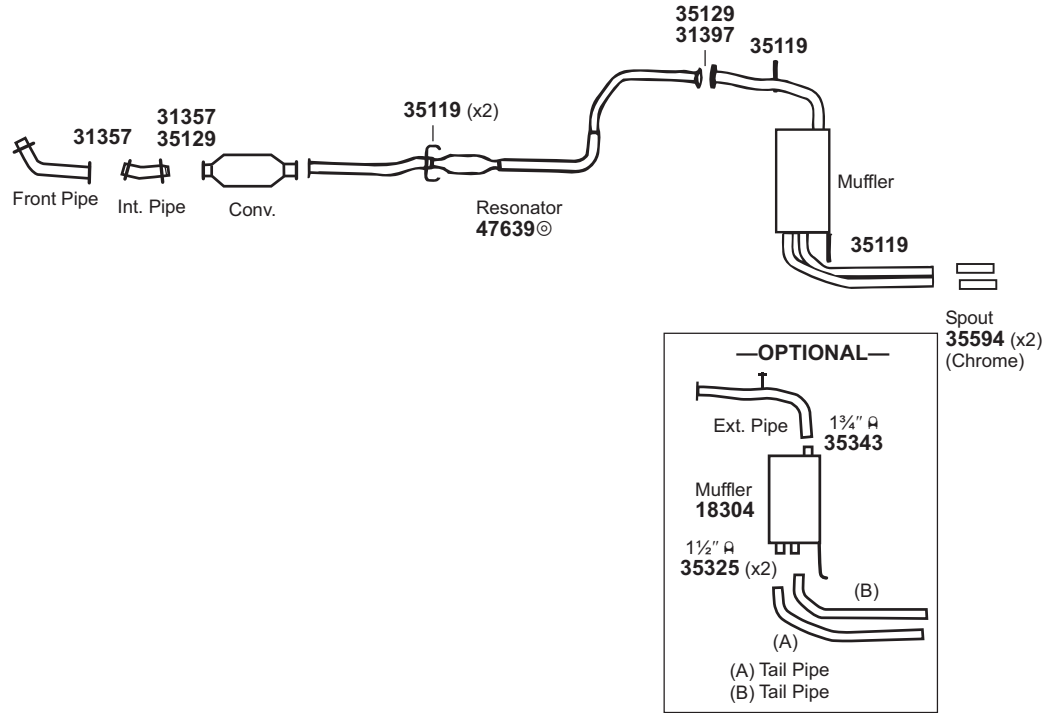
NOT LEGAL FOR SALE IN STATE OF CALIFORNIA  
IN NEW YORK STATE, CONVERTERS LISTED ARE LEGAL FOR FEDERAL/EPA EMISSION VEHICLES ONLY

410 ⊙ Air Gap Pipe. Appearance may be different than O.E. Pipe. Air space between Pipes acts as a Heat Insulator.

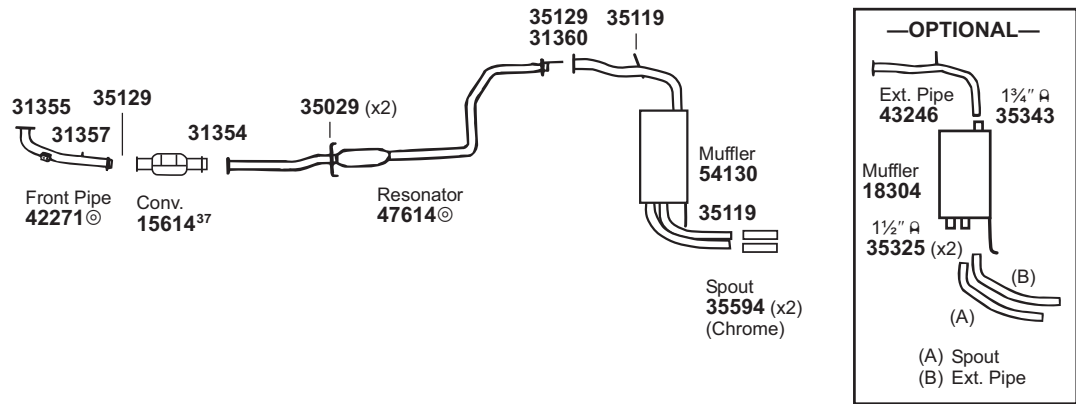
# Modifications and/or additional parts required.  
37 Fits All Emissions Vehicles.

# HONDA Civic

(11141) 1991-90 4 CYL. CIVIC EX 4 DR. SEDAN w/1.6L ENG.



(11142) 1991-89 4 CYL. CIVIC Si 3 DR. w/1.6L ENG. w/DUAL OUTLET MUFFLER



For 15614: Univ. Conv. 15051#

31354 Gskt.	31355 Gskt.	31357 Gskt.	31360 Gskt.	31397 Gskt.	35029 Insl.	35119 Insl.	35129 Bolt Kit						

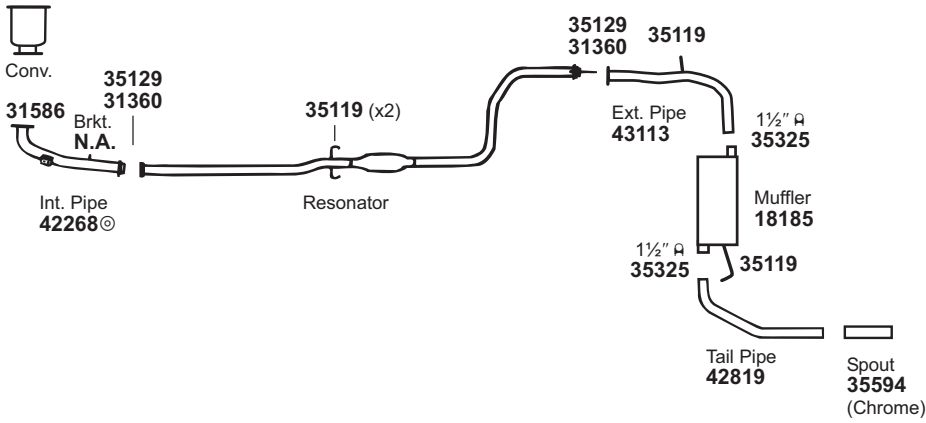
NOT LEGAL FOR SALE IN STATE OF CALIFORNIA  
IN NEW YORK STATE, CONVERTERS LISTED ARE LEGAL FOR FEDERAL/EPA EMISSION VEHICLES ONLY

Ⓞ Air Gap Pipe. Appearance may be different than O.E. Pipe. Air space between Pipes acts as a Heat Insulator.

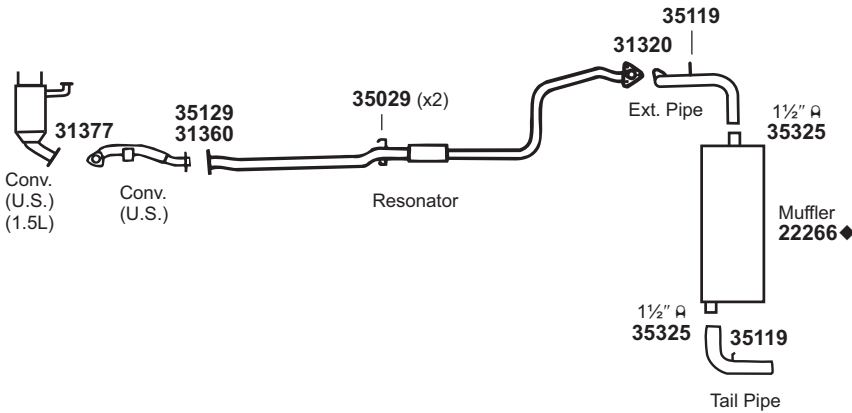
# Modifications and/or additional parts required.  
37 Fits All Emissions Vehicles.

# HONDA Civic

(11143) 1989-88 4 CYL. CIVIC STD. HATCHBACK w/1.5L ENG. (EXC. DX, Si MODELS)



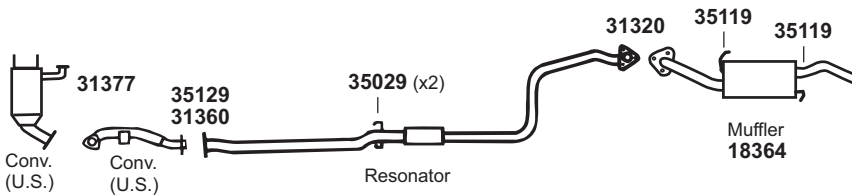
(11144) 1987-84 4 CYL. CIVIC HATCHBACK w/1.3, 1.5L ENG., 3 DR (EXC. Si MODEL)



For 22266: SoundFX 18386

Univ. SoundFX 17872

(11145) 1987-84 4 CYL. CIVIC SEDAN w/1.5L ENG., 4 DR.



For 18364: Univ. SoundFX 17872#

31320 Gskt.	31360 Gskt.	31377 Gskt.	31586 Gskt.	35029 Insl.	35119 Insl.	35129 Bolt Kit												

NOT LEGAL FOR SALE IN STATE OF CALIFORNIA  
IN NEW YORK STATE, CONVERTERS LISTED ARE LEGAL FOR FEDERAL/EPA EMISSION VEHICLES ONLY

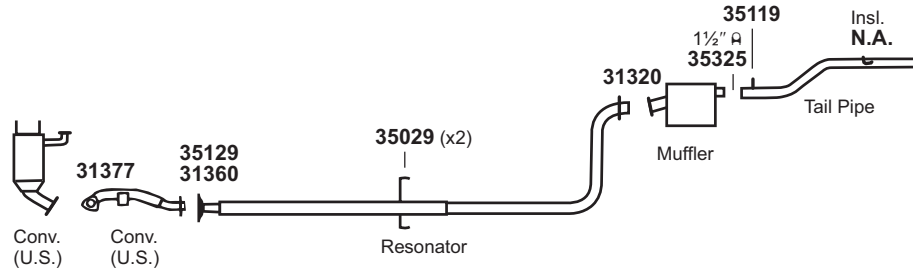
◆ If welded assembly, replace all required parts.

# Modifications and/or additional parts required.

⊙ Air Gap Pipe. Appearance may be different than O.E. Pipe. Air space between Pipes acts as a Heat Insulator.

# HONDA Civic

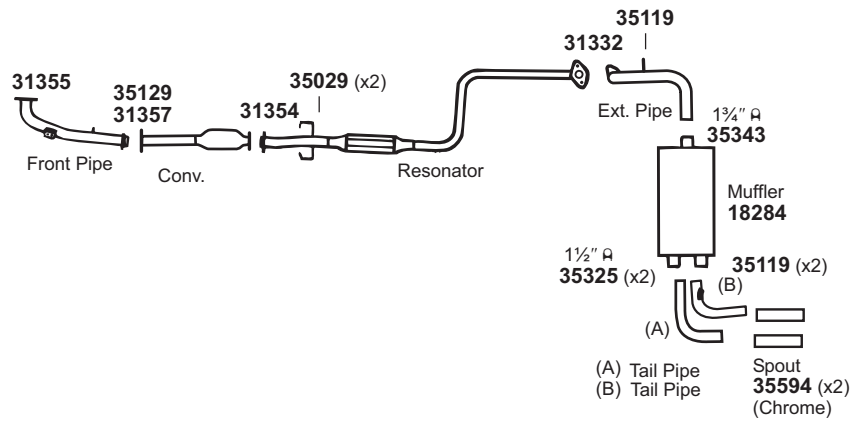
(11146) 1987-84 4 CYL. CIVIC STATION WAGON w/1.5L ENG., F.W.D.



GENERAL INFORMATION

PASSENGER CAR

(11147) 1987-86 4 CYL. CIVIC Si w/1.5L F.I. ENG.

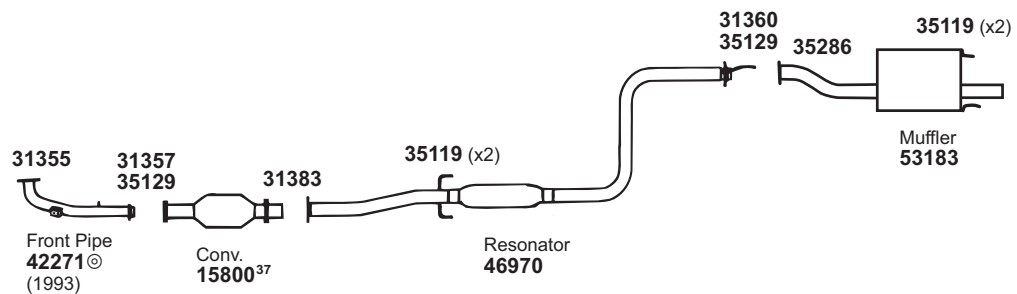


LIGHT TRUCK

MUFFLER SPECS.

OPTIONAL MUFFLERS

(11148) 1995-93 4 CYL. CIVIC DEL SOL S w/1.5L ENG.



For 15800: Univ. Conv. 15051#  
For 53183: SoundFX 18816

CONVERTER SPECS.

ACCESSORIES

FOOTNOTES

31320 Gskt.	31332 Gskt.	31354 Gskt.	31355 Gskt.	31357 Gskt.	31360 Gskt.	31377 Gskt.	31383 Gskt.	35029 Insl.	35119 Insl.	35129 Bolt Kit	35286 Insl.		

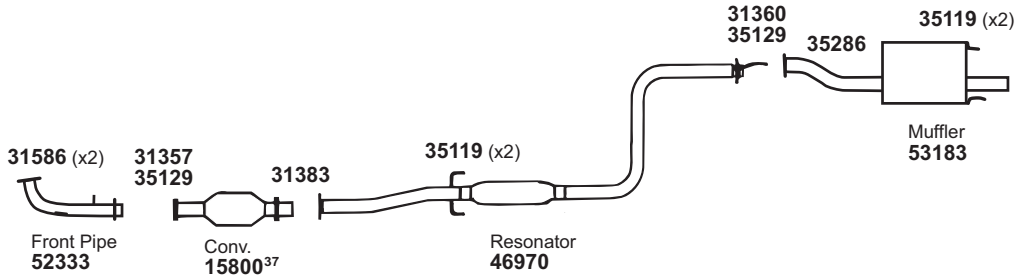
NOT LEGAL FOR SALE IN STATE OF CALIFORNIA  
IN NEW YORK STATE, CONVERTERS LISTED ARE LEGAL FOR FEDERAL/EPA EMISSION VEHICLES ONLY

© Air Gap Pipe. Appearance may be different than O.E. Pipe. Air space between Pipes acts as a Heat Insulator.

# Modifications and/or additional parts required.  
37 Fits All Emissions Vehicles.

# HONDA Civic

(11149) 1995-93 4 CYL. CIVIC DEL SOL Si w/1.6L ENG., SOHC

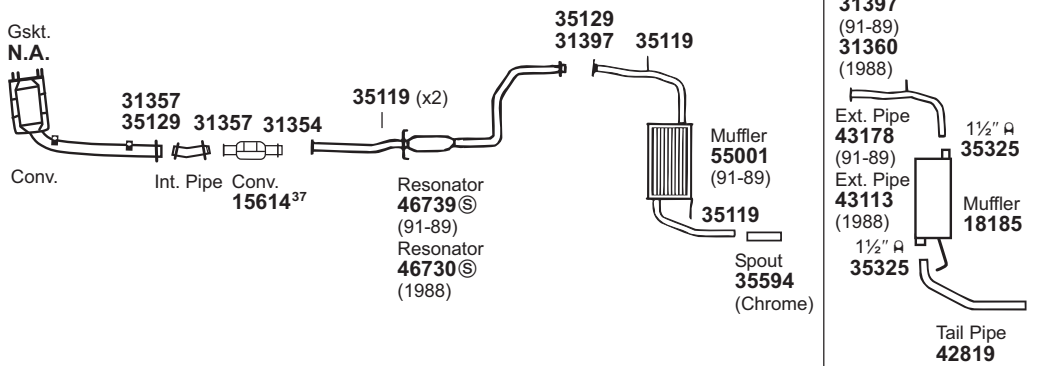


For 15800: Univ. Conv. 15051#  
For 53183: SoundFX 18816

## HONDA CR-V & Element (See Truck Section)

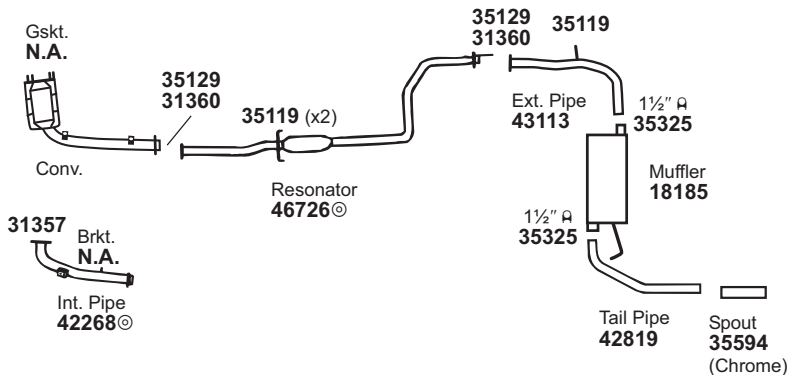
### HONDA CRX

(11150) 1991 4 CYL. CRX w/1.5L ENG.  
1990-88 4 CYL. CRX-DX w/1.5L ENG.



For 15614: Univ. Conv. 15051#

(11151) 1991-88 4 CYL. CRX-HF w/1.5L ENG.



31354 Gskt.	31357 Gskt.	31360 Gskt.	31383 Gskt.	31397 Gskt.	31586 Gskt.	35119 Insl.	35129 Bolt Kit	35286 Insl.										
----------------	----------------	----------------	----------------	----------------	----------------	----------------	-------------------	----------------	--	--	--	--	--	--	--	--	--	--

NOT LEGAL FOR SALE IN STATE OF CALIFORNIA  
IN NEW YORK STATE, CONVERTERS LISTED ARE LEGAL FOR FEDERAL/EPA EMISSION VEHICLES ONLY

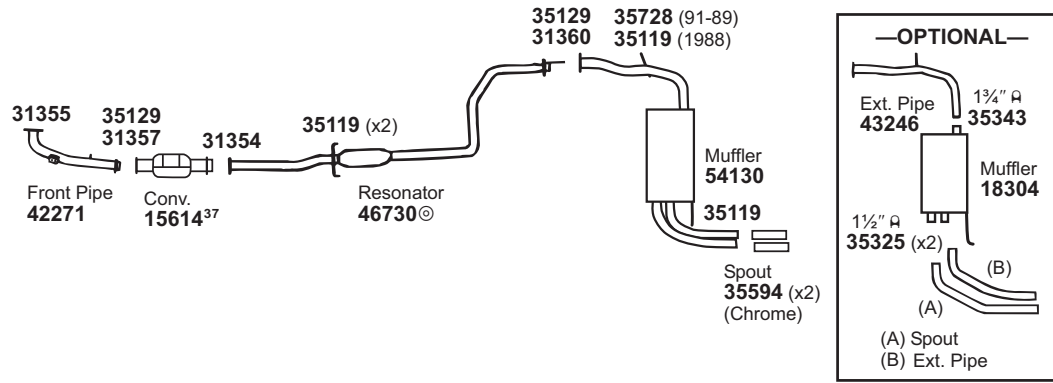
Ⓢ W/welded Heat Shield.  
Ⓞ Air Gap Pipe. Appearance may be different than O.E. Pipe. Air space between Pipes acts as a Heat Insulator.

# Modifications and/or additional parts required.  
37 Fits All Emissions Vehicles.



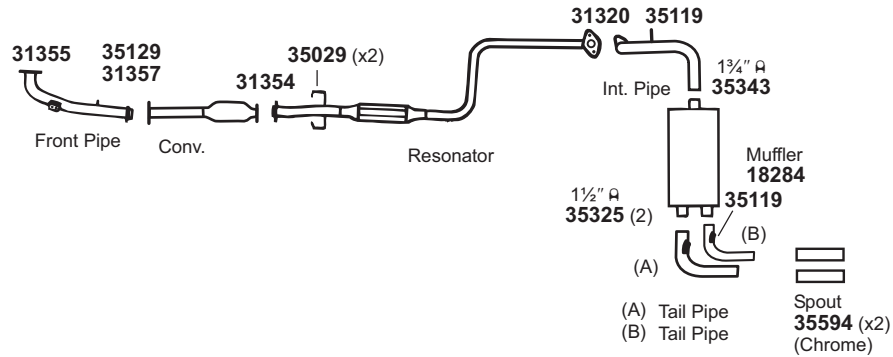
# HONDA CRX

(11152) 1991-88 4 CYL. CRX-Si w/1.6L ENG.

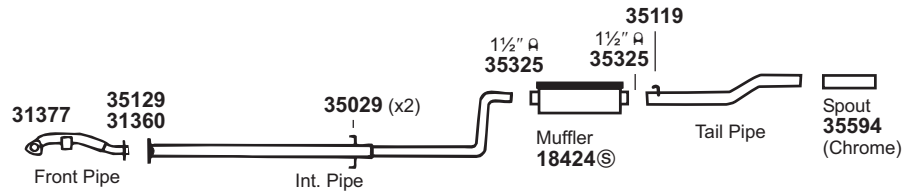


For 15614: Univ. Conv. 15051#

(11153) 1987-85 4 CYL. CRX-Si w/1.5L ENG., PGM-FI



(11154) 1987-84 4 CYL. CRX-HF w/1.3L, 1.5L ENG. (EXC. Si MODEL)



For 18424: Univ. SoundFX 17871#

## HONDA Odyssey (See Truck Section)

## HONDA Passport & Pilot (See Truck Section)

31320 Gskt.	31354 Gskt.	31355 Gskt.	31357 Gskt.	31360 Gskt.	31377 Gskt.	35029 Insl.	35119 Insl.	35129 Bolt Kit	35728 Insl.				

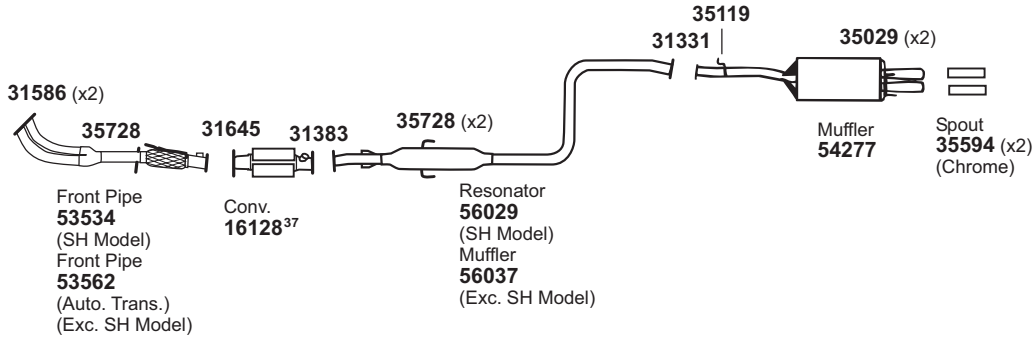
NOT LEGAL FOR SALE IN STATE OF CALIFORNIA  
IN NEW YORK STATE, CONVERTERS LISTED ARE LEGAL FOR FEDERAL/EPA EMISSION VEHICLES ONLY

Ⓢ W/welded Heat Shield.  
Ⓢ Air Gap Pipe. Appearance may be different than O.E. Pipe. Air space between Pipes acts as a Heat Insulator.

# Modifications and/or additional parts required.  
37 Fits All Emissions Vehicles.

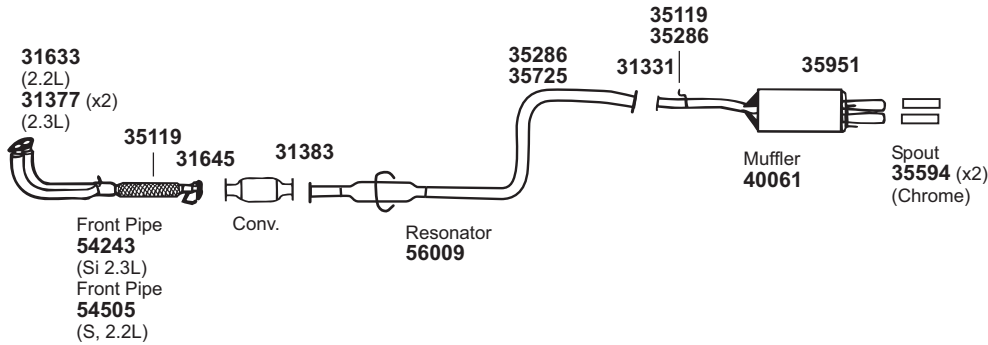
# HONDA Prelude

(11155) 2001-97 4 CYL. PRELUDE, PRELUDE SH w/2.2L ENG.



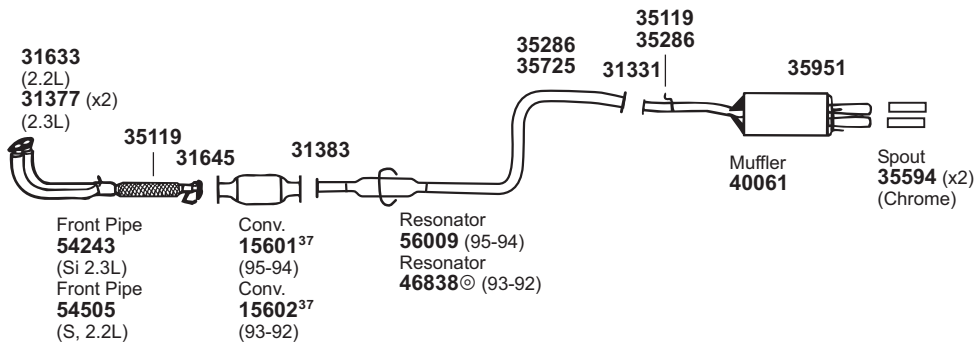
For 16128: Univ. Conv. 93251#

(11156) 1996 4 CYL. PRELUDE w/2.2L, 2.3L ENG. (EXC. SR MODELS) (EXC. VTEC ENG.)



For 40061: SoundFX 18883

(11157) 1995-92 4 CYL. PRELUDE w/2.2L, 2.3L ENG. (EXC. SR MODELS) (EXC. VTEC ENG.)



For 15601: Univ. Conv. 15051#

For 15602: Univ. Conv. 15051#

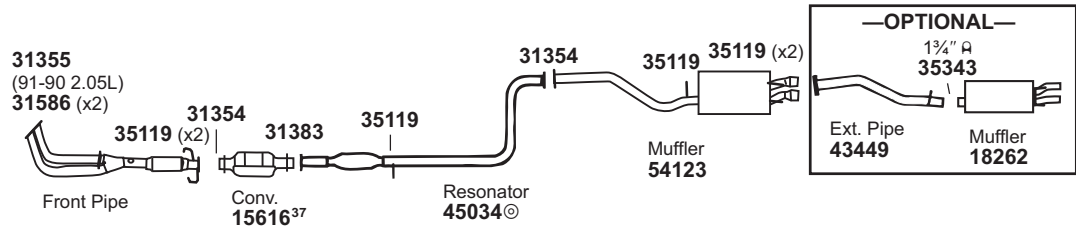
For 40061: SoundFX 18883

31331 Gskt.	31377 Gskt.	31383 Gskt.	31586 Gskt.	31633 Gskt.	31645 Gskt.	35029 Insl.	35119 Insl.	35286 Insl.	35725 Insl.	35728 Insl.	35951 Insl.		

NOT LEGAL FOR SALE IN STATE OF CALIFORNIA  
IN NEW YORK STATE, CONVERTERS LISTED ARE LEGAL FOR FEDERAL/EPA EMISSION VEHICLES ONLY

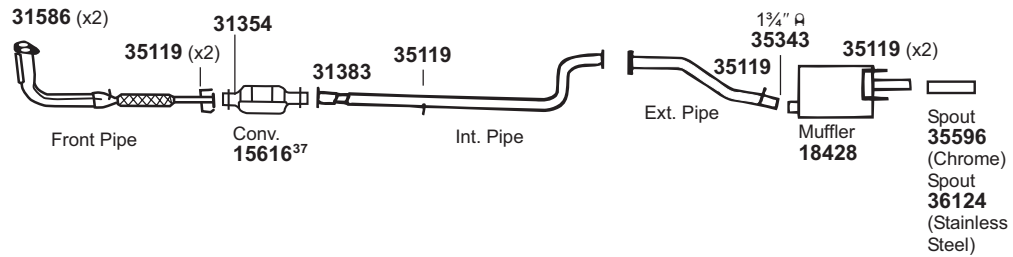
# HONDA Prelude

(11158)	1991-88	4 CYL.	PRELUDE Si w/2.0L, PGM-FI (EXC. ALL WHEEL STEER)
	1991-90	4 CYL.	PRELUDE Si w/2.1L, PGM-FI (EXC. ALL WHEEL STEER)
	1990	4 CYL.	PRELUDE SR w/2.0L, PGM-FI (EXC. ALL WHEEL STEER)



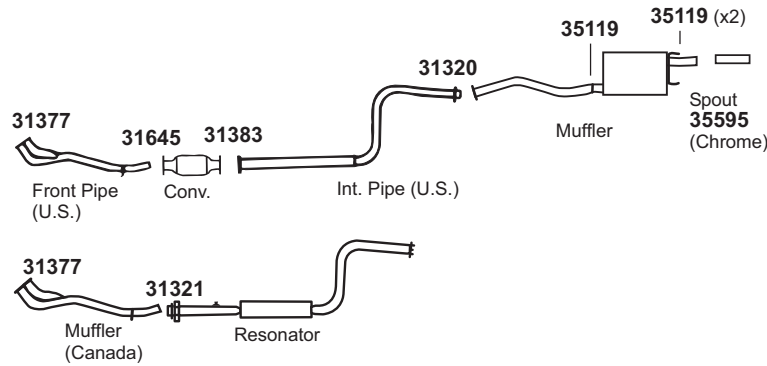
For 15616: Univ. Conv. 15051#

(11159)	1990-88	4 CYL.	PRELUDE w/2.0L ENG. (EXC. Si, SR MODEL)
---------	---------	--------	---

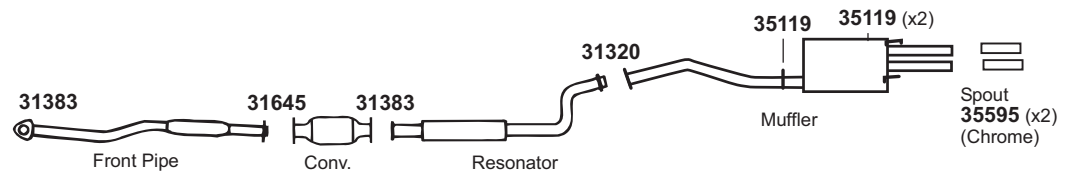


For 15616: Univ. Conv. 15051#

(11160)	1987-83	4 CYL.	PRELUDE w/1.8L ENG.
---------	---------	--------	---------------------



(11161)	1987-85	4 CYL.	PRELUDE Si w/2.0L ENG., PGM-FI
---------	---------	--------	--------------------------------



31320	31321	31354	31355	31377	31383	31586	31645	35119					
Gskt.	Gskt.	Gskt.	Gskt.	Gskt.	Gskt.	Gskt.	Gskt.	Insl.					

NOT LEGAL FOR SALE IN STATE OF CALIFORNIA  
IN NEW YORK STATE, CONVERTERS LISTED ARE LEGAL FOR FEDERAL/EPA EMISSION VEHICLES ONLY

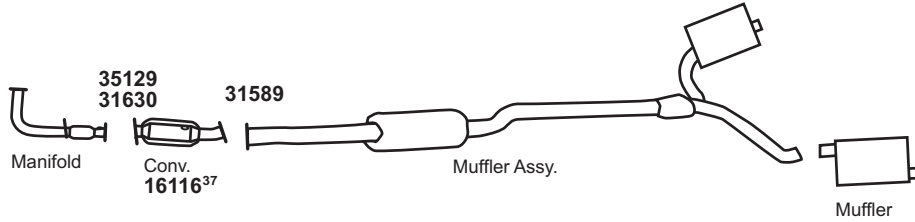
© Air Gap Pipe. Appearance may be different than O.E. Pipe. Air space between Pipes acts as a Heat Insulator.

# Modifications and/or additional parts required.  
37 Fits All Emissions Vehicles.

GENERAL INFORMATION
PASSENGER CAR
LIGHT TRUCK
MUFFLER SPECS.
OPTIONAL MUFFLERS
CONVERTER SPECS.
ACCESSORIES
FOOTNOTES

# HONDA S2000

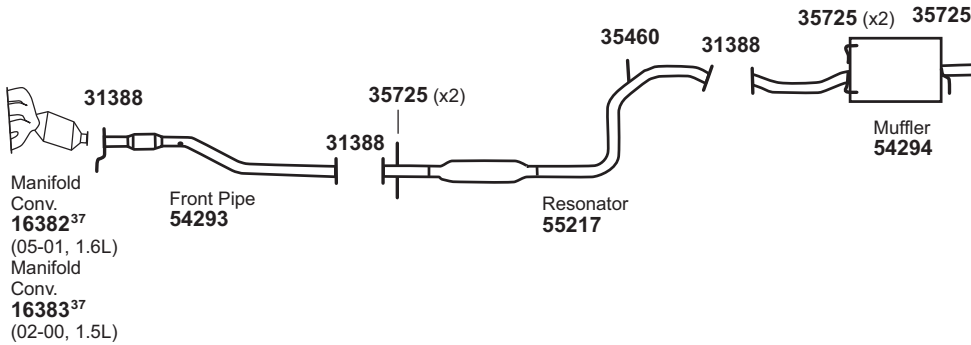
(11162) 2005-04 4 CYL. S2000 w/2.2L ENG.  
2003-00 4 CYL. S2000 w/2.0L ENG.



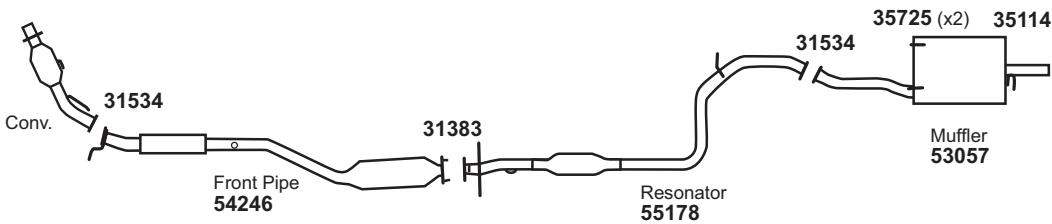
For 16116: Univ. Conv. 93267#

# HYUNDAI Accent

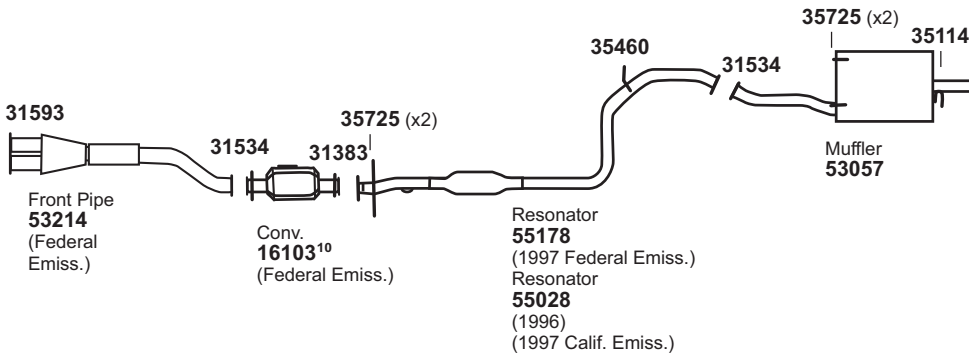
(11163) 2005-01 4 CYL. ACCENT w/1.6L ENG.  
2002-00 4 CYL. ACCENT w/1.5L ENG.



(11164) 1999-98 4 CYL. ACCENT w/1.5L ENG., SOHC



(11165) 1997-96 4 CYL. ACCENT L, GL, GS w/1.5L ENG., SOHC



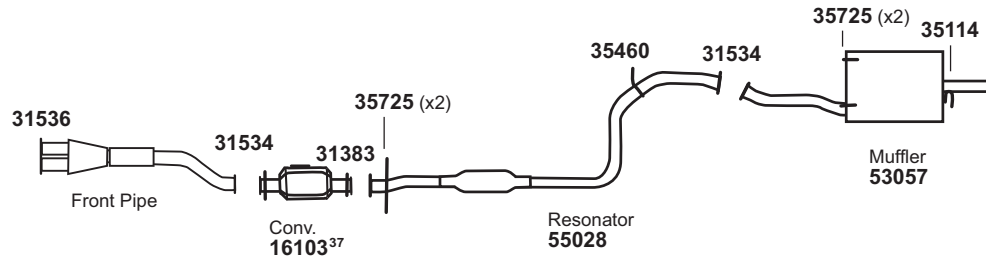
For 16103: Univ. Conv. 93251#

31383 Gskt.	31388 Gskt.	31534 Gskt.	31589 Gskt.	31593 Gskt.	31630 Gskt.	35114 Insl.	35129 Bolt Kit	35460 Insl.	35725 Insl.				

NOT LEGAL FOR SALE IN STATE OF CALIFORNIA  
IN NEW YORK STATE, CONVERTERS LISTED ARE LEGAL FOR FEDERAL/EPA EMISSION VEHICLES ONLY

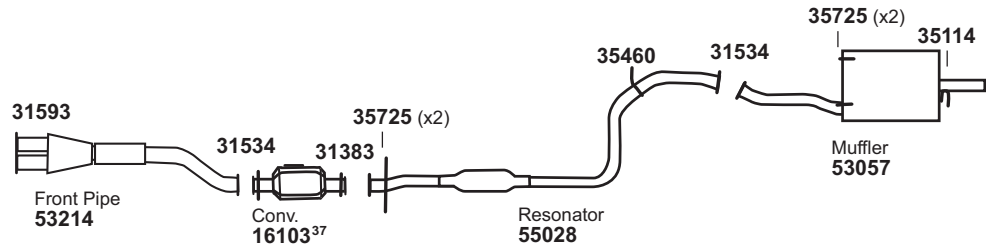
# HYUNDAI Accent

(11166) 1997-96 4 CYL. ACCENT GT w/1.5L ENG.



For 16103: Univ. Conv. 93251#

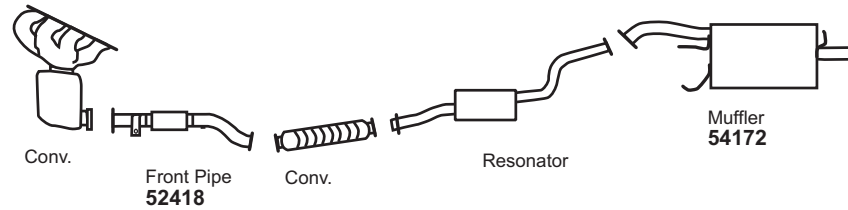
(11167) 1995 4 CYL. ACCENT w/1.5L ENG., SOHC



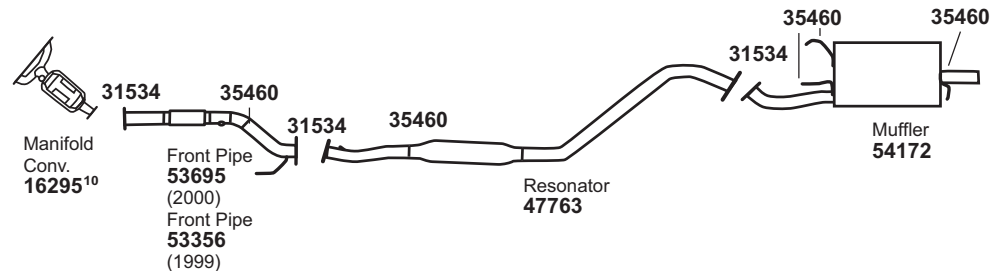
For 16103: Univ. Conv. 93251#

# HYUNDAI Elantra

(11168) 2000-99 4 CYL. ELANTRA w/2.0L ENG., CALIFORNIA EMISSIONS



(11169) 2000-99 4 CYL. ELANTRA w/2.0L ENG., FEDERAL EMISSIONS



For 16295: Univ. Conv. 93237#

31383 Gskt.	31534 Gskt.	31536 Gskt.	31593 Gskt.	35114 Insl.	35460 Insl.	35725 Insl.							

NOT LEGAL FOR SALE IN STATE OF CALIFORNIA  
IN NEW YORK STATE, CONVERTERS LISTED ARE LEGAL FOR FEDERAL/EPA EMISSION VEHICLES ONLY

# Modifications and/or additional parts required.  
10 Fits Federal/EPA Emission Vehicles.

37 Fits All Emissions Vehicles.

GENERAL INFORMATION

PASSENGER CAR

LIGHT TRUCK

MUFFLER SPECS.

OPTIONAL MUFFLERS

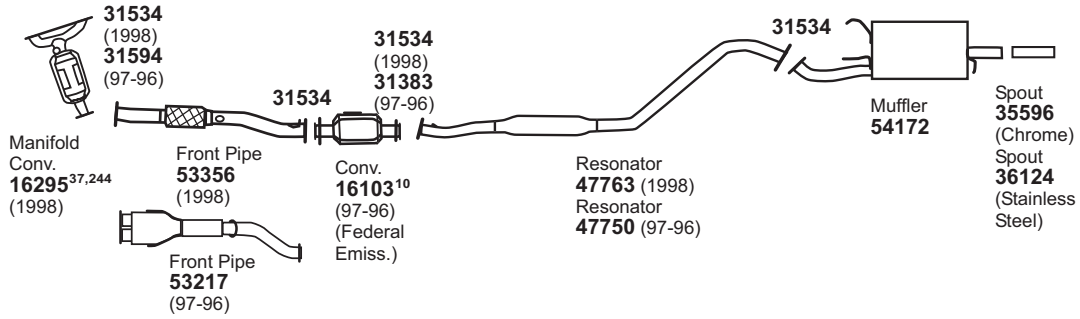
CONVERTER SPECS.

ACCESSORIES

FOOTNOTES

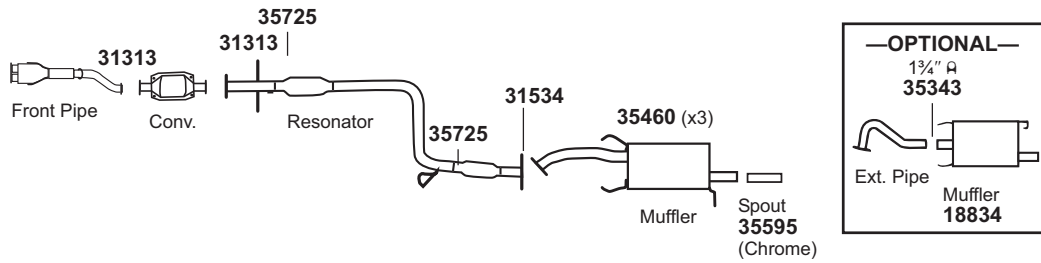
# HYUNDAI Elantra

(11170) 1998-96 4 CYL. ELANTRA w/1.8L ENG.

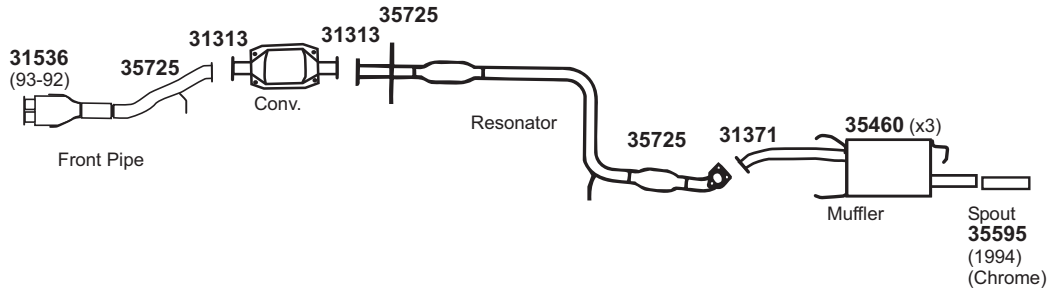


For 16103: Univ. Conv. 93251#  
For 16295: Univ. Conv. 93237#

(11171) 1995-93 4 CYL. ELANTRA w/1.8L ENG.

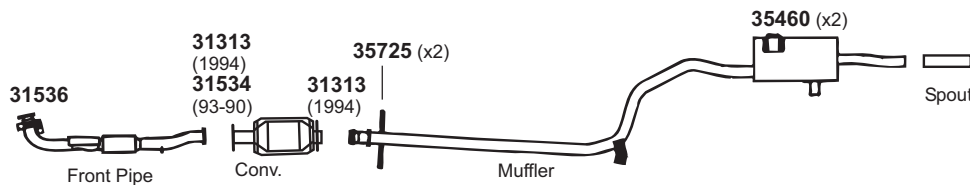


(11172) 1994-92 4 CYL. ELANTRA w/1.6L ENG.



# HYUNDAI Excel

(11173) 1994-90 4 CYL. EXCEL w/1.5L ENG.



31313 Gskt.	31371 Gskt.	31383 Gskt.	31534 Gskt.	31536 Gskt.	31594 Gskt.	35460 Insl.	35725 Insl.						

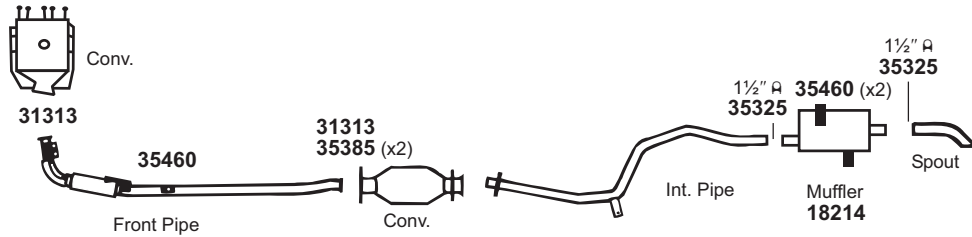
NOT LEGAL FOR SALE IN STATE OF CALIFORNIA  
IN NEW YORK STATE, CONVERTERS LISTED ARE LEGAL FOR FEDERAL/EPA EMISSION VEHICLES ONLY

420 # Modifications and/or additional parts required.  
10 Fits Federal/EPA Emission Vehicles.

37 Fits All Emissions Vehicles.  
244 Includes Manifold.

# HYUNDAI Excel

(11174) 1989-86 4 CYL. EXCEL w/1.5L ENG. w/CONVERTER

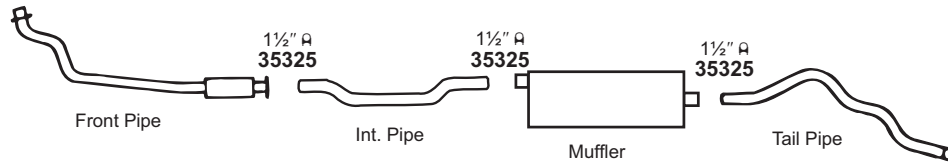


GENERAL INFORMATION

PASSENGER CAR

# HYUNDAI Pony

(11175) 1987-86 4 CYL. CANADA PONY

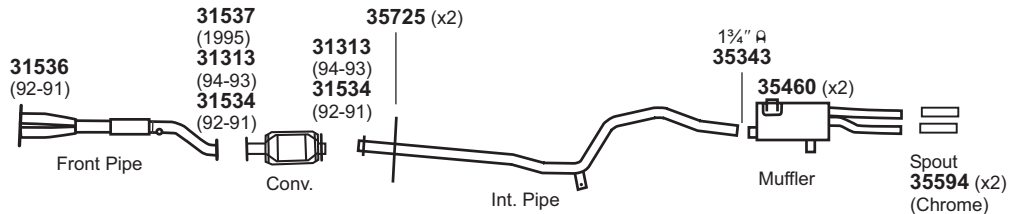


LIGHT TRUCK

MUFFLER SPECS.

# HYUNDAI Scoupe

(11176) 1995-91 4 CYL. SCOUPE w/1.5L ENG. (EXC. TURBO)

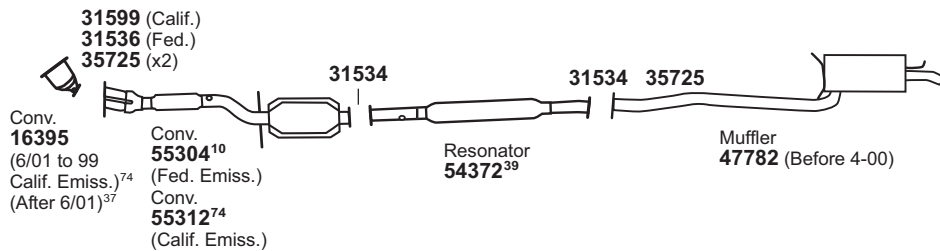


OPTIONAL MUFFLERS

CONVERTER SPECS.

# HYUNDAI Sonata

(11177) 2001-99 4-6 CYL. SONATA w/2.4L ENG.



For 55304: Univ. Conv. 93236#  
For 55312: Univ. Conv. 93236#

ACCESSORIES

FOOTNOTES

31313 Gskt.	31534 Gskt.	31536 Gskt.	31537 Gskt.	31599 Gskt.	35385 O-Ring	35460 Insl.	35725 Insl.								

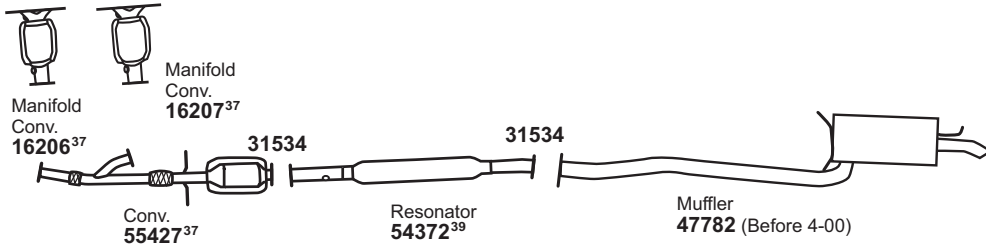
NOT LEGAL FOR SALE IN STATE OF CALIFORNIA  
IN NEW YORK STATE, CONVERTERS LISTED ARE LEGAL FOR FEDERAL/EPA EMISSION VEHICLES ONLY

# Modifications and/or additional parts required.  
10 Fits Federal/EPA Emission Vehicles.  
37 Fits All Emissions Vehicles.

39 If O2 Sensor Port is required, remove plug.  
74 Fits California/50 State Emission Vehicles.

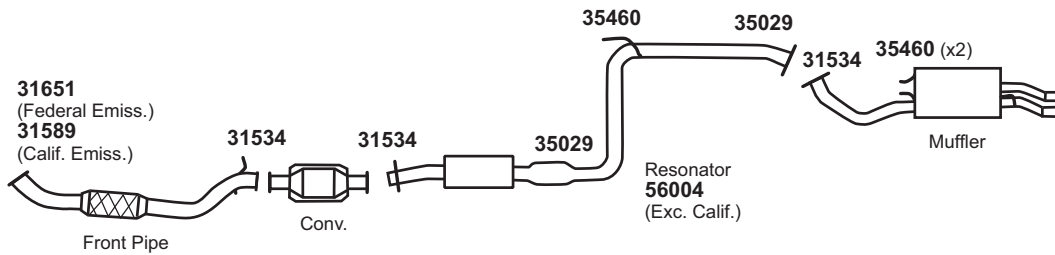
# HYUNDAI Sonata

(11178) 2001-99 6 CYL. SONATA w/2.5L ENG.

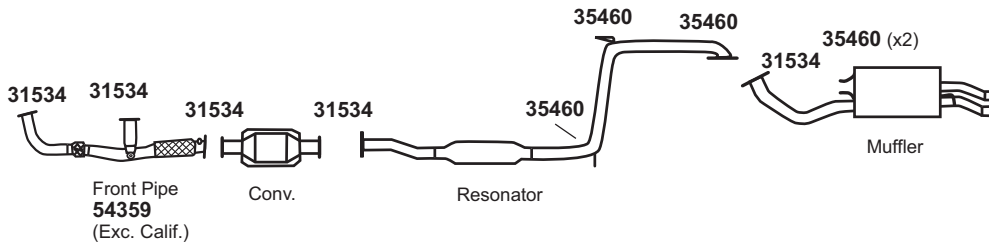


For 16206: Univ. Conv. 93251#  
 For 16207: Univ. Conv. 93251#  
 For 55427: Univ. Conv. 93236#

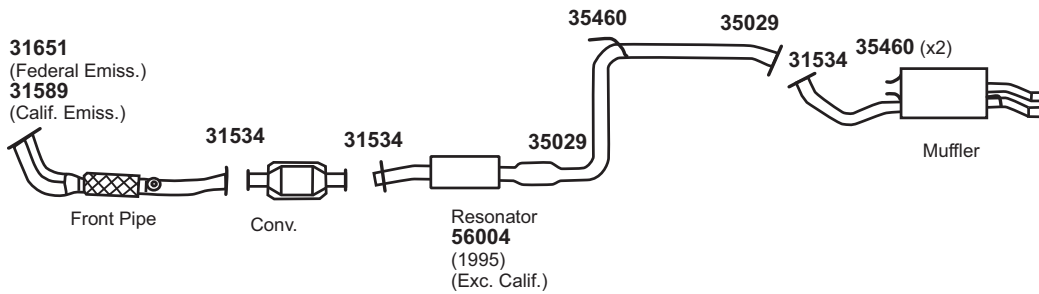
(11179) 1998-96 4 CYL. SONATA w/2.0L ENG.



(11180) 1998-96 6 CYL. SONATA w/3.0L ENG.



(11181) 1995-94 4 CYL. SONATA w/2.0L ENG.



31534 Gskt.	31589 Gskt.	31651 Gskt.	35029 Insl.	35460 Insl.															

NOT LEGAL FOR SALE IN STATE OF CALIFORNIA  
 IN NEW YORK STATE, CONVERTERS LISTED ARE LEGAL FOR FEDERAL/EPA EMISSION VEHICLES ONLY

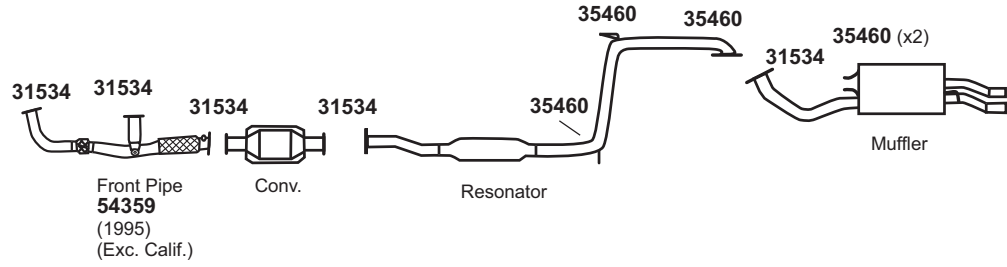
422 # Modifications and/or additional parts required.  
 37 Fits All Emissions Vehicles.

39 If O2 Sensor Port is required, remove plug.



# HYUNDAI Sonata

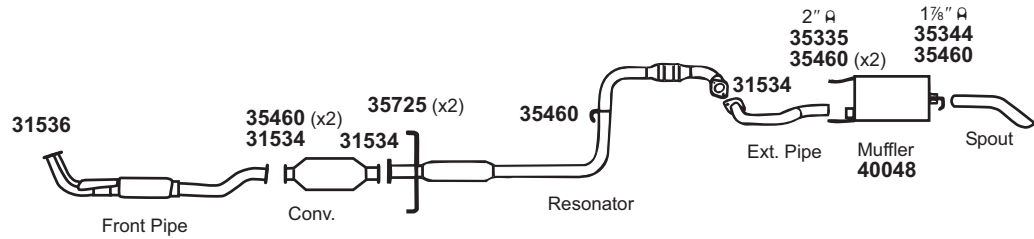
(11182) 1995-94 6 CYL. SONATA w/3.0L ENG.



GENERAL INFORMATION

PASSENGER CAR

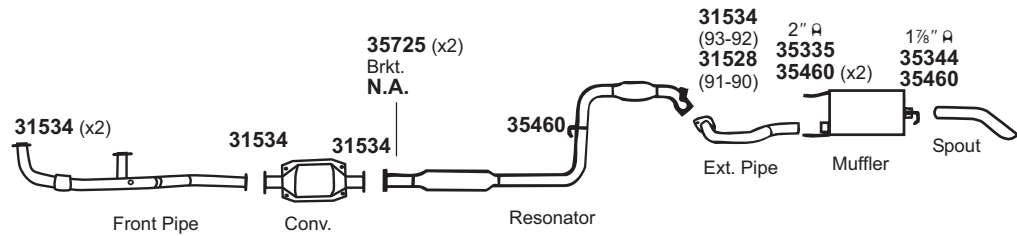
(11183) 1993-92 4 CYL. SONATA w/2.0L ENG.



LIGHT TRUCK

MUFFLER SPECS.

(11184) 1993-90 6 CYL. SONATA w/3.0L ENG.

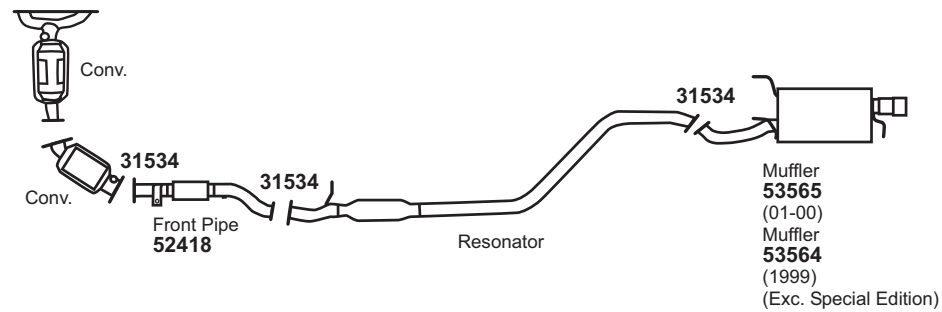


OPTIONAL MUFFLERS

CONVERTER SPECS.

# HYUNDAI Tiburon

(11185) 2001-99 4 CYL. TIBURON w/2.0L ENG., CALIFORNIA EMISSIONS



ACCESSORIES

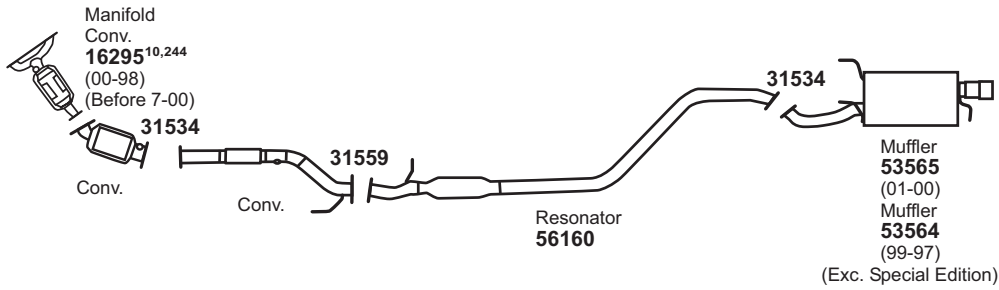
FOOTNOTES

31528 Gskt. 	31534 Gskt. 	31536 Gskt. 	35460 Insl. 	35725 Insl. 															
--------------------	--------------------	--------------------	--------------------	--------------------	--	--	--	--	--	--	--	--	--	--	--	--	--	--	--

NOT LEGAL FOR SALE IN STATE OF CALIFORNIA  
IN NEW YORK STATE, CONVERTERS LISTED ARE LEGAL FOR FEDERAL/EPA EMISSION VEHICLES ONLY

# HYUNDAI Tiburon

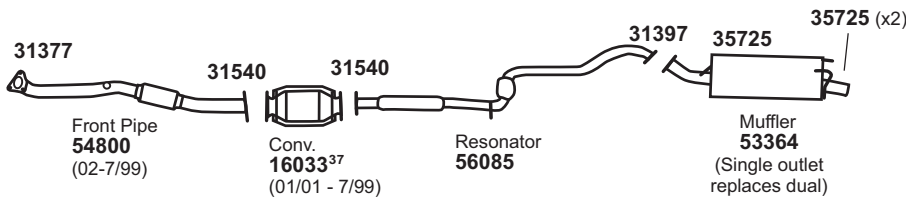
(11186) 2001-97 4 CYL. TIBURON w/2.0L ENG., FEDERAL EMISSIONS



For 16295: Univ. Conv. 93237#

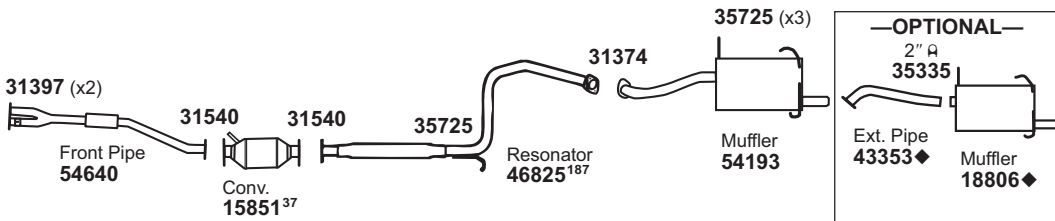
# INFINITI G20

(11187) 2002-99 4 CYL. G20 w/2.0L ENG., SEDAN



For 16033: Univ. Conv. 93236#

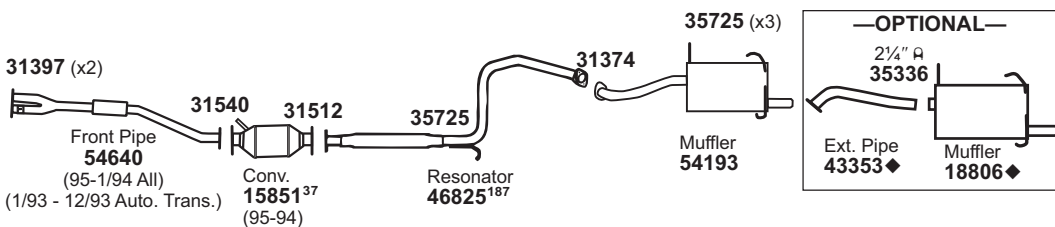
(11188) 1996 4 CYL. G20 w/2.0L ENG., SEDAN



For 15851: Univ. Conv. 93236#

For 54193: SoundFX 18875

(11189) 1995-91 4 CYL. G20 SEDAN w/2.0L ENG.



For 15851: Univ. Conv. 93236#

For 54193: SoundFX 18875

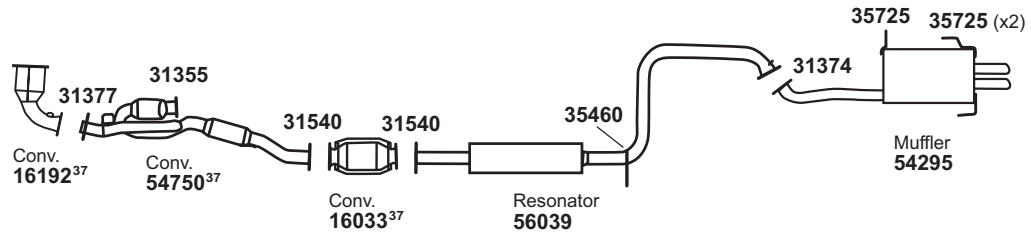
31374 Gskt.	31377 Gskt.	31397 Gskt.	31512 Gskt.	31534 Gskt.	31540 Gskt.	31559 Gskt.	35725 Insl.										

NOT LEGAL FOR SALE IN STATE OF CALIFORNIA  
IN NEW YORK STATE, CONVERTERS LISTED ARE LEGAL FOR FEDERAL/EPA EMISSION VEHICLES ONLY

◆ If welded assembly, replace all required parts.  
# Modifications and/or additional parts required.  
424 10 Fits Federal/EPA Emission Vehicles.

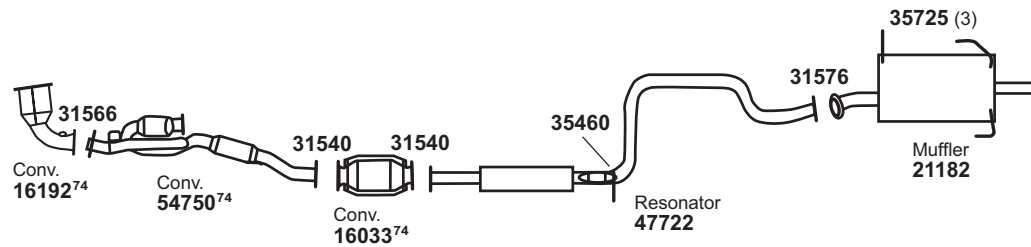
37 Fits All Emissions Vehicles.  
187 O.E. Shoulder Bolt not required.  
244 Includes Manifold.

(11190) 2001-00 6 CYL. i30 w/3.0L ENG.



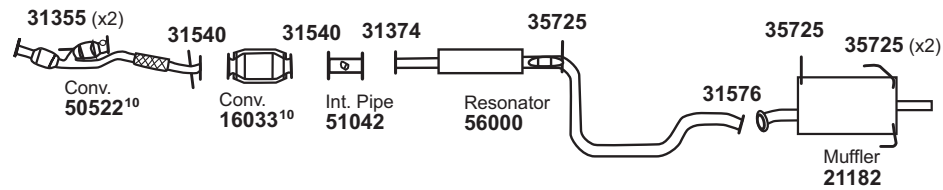
For 16033: Univ. Conv. 93236#  
For 54295: SoundFX 18886

(11191) 1999 6 CYL. i30 w/3.0L ENG., CALIFORNIA EMISSIONS



For 16033: Univ. Conv. 93236#  
For 21182: SoundFX 18567  
For 47722: SoundFX 18902

(11192) 1999 6 CYL. i30 w/3.0L ENG., FEDERAL EMISSIONS



For 16033: Univ. Conv. 93236#  
For 21182: SoundFX 18567

31355 Gskt.	31374 Gskt.	31377 Gskt.	31540 Gskt.	31566 Gskt.	31576 Gskt.	35460 Insl.	35725 Insl.						

NOT LEGAL FOR SALE IN STATE OF CALIFORNIA  
IN NEW YORK STATE, CONVERTERS LISTED ARE LEGAL FOR FEDERAL/EPA EMISSION VEHICLES ONLY

# Modifications and/or additional parts required.  
10 Fits Federal/EPA Emission Vehicles.

37 Fits All Emissions Vehicles.  
74 Fits California/50 State Emission Vehicles.

GENERAL INFORMATION

PASSENGER CAR

LIGHT TRUCK

MUFFLER SPECS.

OPTIONAL MUFFLERS

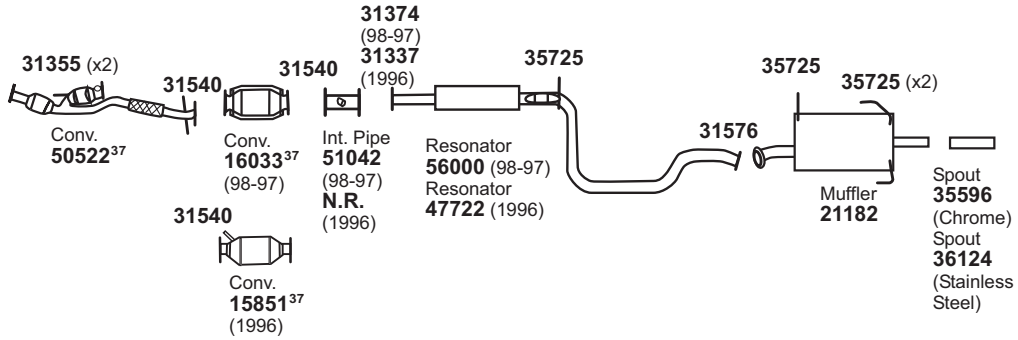
CONVERTER SPECS.

ACCESSORIES

FOOTNOTES

# INFINITI i30

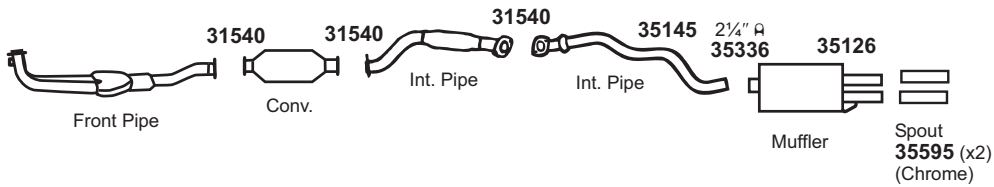
(11193) 1998-96 6 CYL. i30 w/3.0L ENG. (AFTER 7-96)



For 15851: Univ. Conv. 93236#  
For 16033: Univ. Conv. 93236#  
For 21182: SoundFX 18567  
For 47722: SoundFX 18902

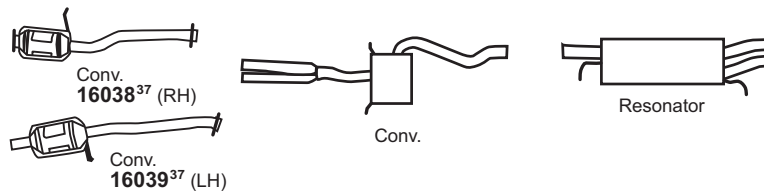
# INFINITI M30

(11194) 1992-90 6 CYL. M30 COUPE, CONVERTIBLE w/3.0L SOHC ENG.



# INFINITI Q45

(11195) 1993-90 8 CYL. Q45 w/4.5L ENG.



For 16038: Univ. Conv. 15036#  
For 16039: Univ. Conv. 15036#

# INFINITI QX4 & QX56 (See Truck Section)

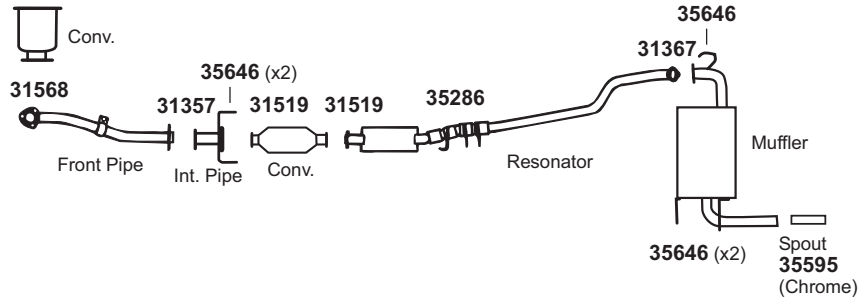
# ISUZU Rodeo (See Truck Section)

31337 Gskt.	31355 Gskt.	31374 Gskt.	31540 Gskt.	31576 Gskt.	35126 Hngr.	35145 Insl.	35725 Insl.						

NOT LEGAL FOR SALE IN STATE OF CALIFORNIA  
IN NEW YORK STATE, CONVERTERS LISTED ARE LEGAL FOR FEDERAL/EPA EMISSION VEHICLES ONLY

# ISUZU Stylus

(11196) 1993-91 4 CYL. STYLUS w/1.6L SOHC ENG.



GENERAL INFORMATION

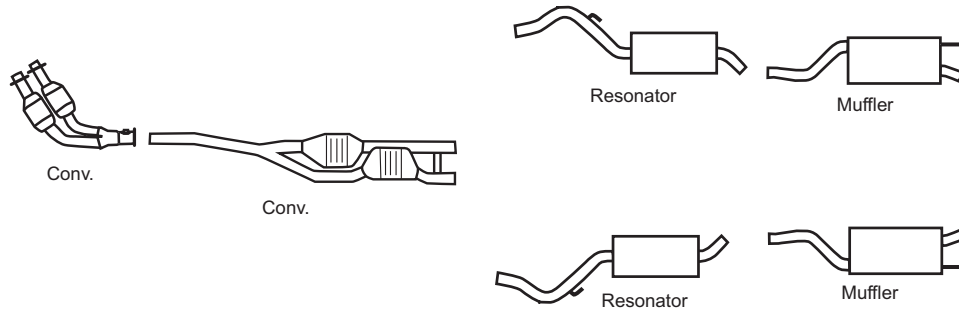
PASSENGER CAR

# ISUZU Trooper (See Truck Section)

LIGHT TRUCK

# JAGUAR XJ-6

(11197) 1994-90 6 CYL. XJ-6 w/4.0L ENG.

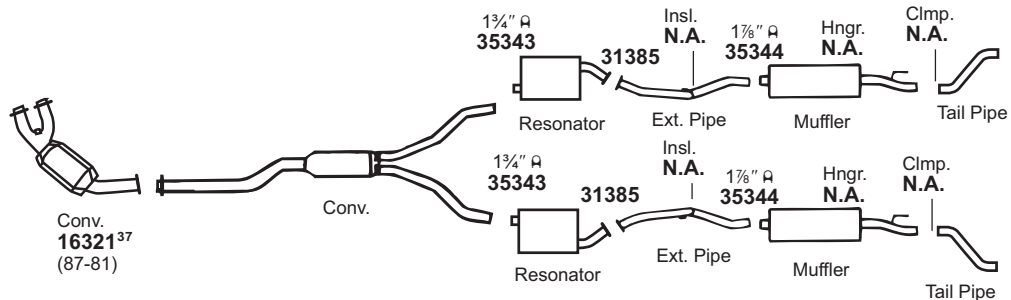


MUFFLER SPECS.

OPTIONAL MUFFLERS

CONVERTER SPECS.

(11198) 1987-81 6 CYL. XJ-6 w/4.2L ENG.



ACCESSORIES

FOOTNOTES

For 16321: Univ. Conv. 15070#

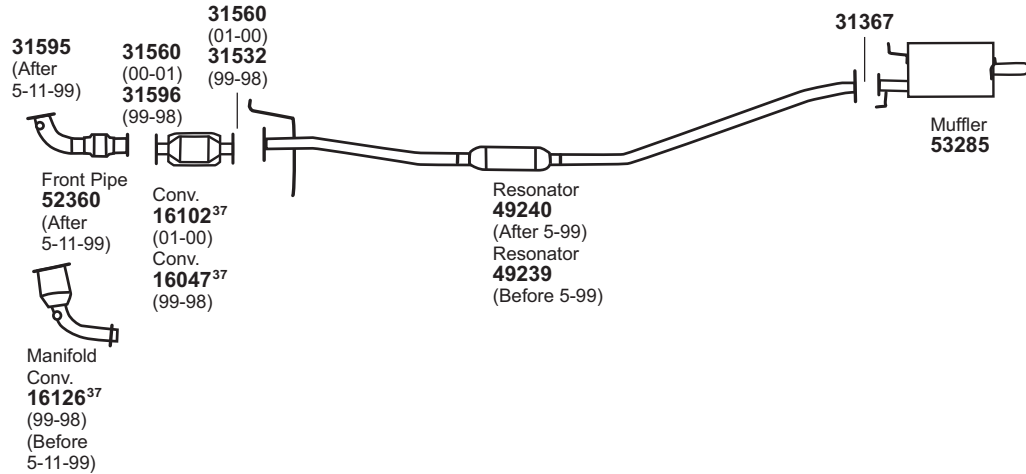
31357 Gskt.	31367 Gskt.	31385 Gskt.	31519 Gskt.	31568 Gskt.	35286 Insl.	35646 Insl.							

NOT LEGAL FOR SALE IN STATE OF CALIFORNIA  
IN NEW YORK STATE, CONVERTERS LISTED ARE LEGAL FOR FEDERAL/EPA EMISSION VEHICLES ONLY



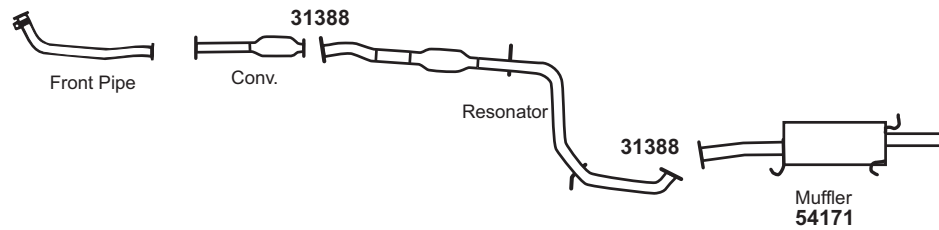
# KIA Sephia

(11202) 2001-98 4 CYL. SEPHIA w/1.8L ENG.



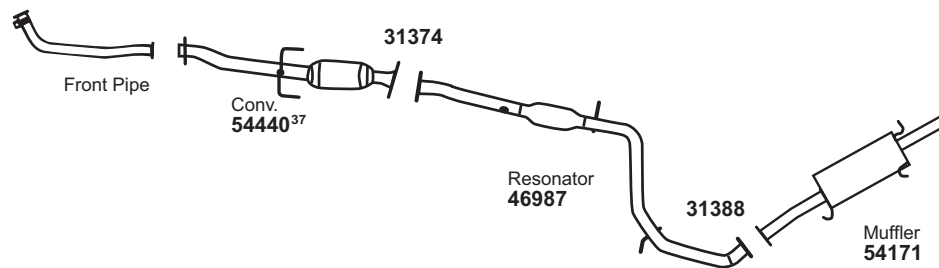
For 16047: Univ. Conv. 93236#  
For 16102: Univ. Conv. 93236#

(11203) 1997-96 4 CYL. SEPHIA w/1.6L ENG.



For 54171: SoundFX 18858

(11204) 1997-96 4 CYL. SEPHIA w/1.8L ENG.



For 54171: SoundFX 18858  
For 54440: Univ. Conv. 93256#

31367 Gskt.	31374 Gskt.	31388 Gskt.	31532 Gskt.	31560 Gskt.	31595 Gskt.	31596 Gskt.								

NOT LEGAL FOR SALE IN STATE OF CALIFORNIA  
IN NEW YORK STATE, CONVERTERS LISTED ARE LEGAL FOR FEDERAL/EPA EMISSION VEHICLES ONLY

GENERAL INFORMATION

PASSENGER CAR

LIGHT TRUCK

MUFFLER SPECS.

OPTIONAL MUFFLERS

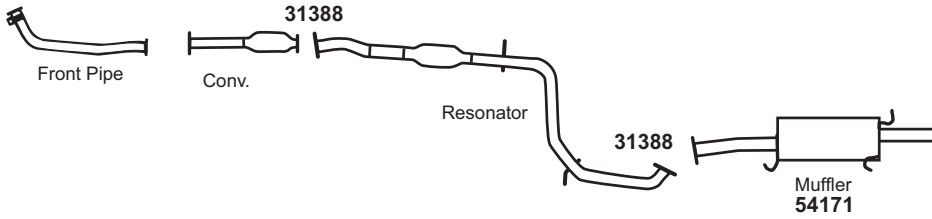
CONVERTER SPECS.

ACCESSORIES

FOOTNOTES

# KIA Sephia

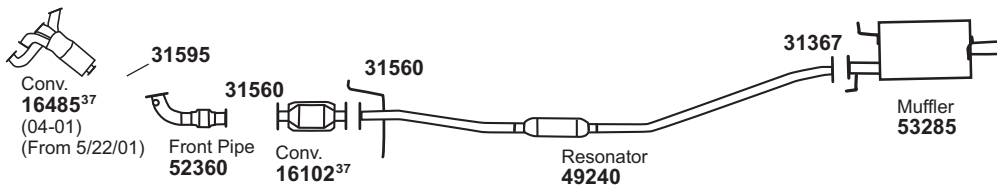
(11205) 1995-94 4 CYL. SEPHIA w/1.6L ENG.



For 54171: SoundFX 18858

# KIA Spectra

(11206) 2004-00 4 CYL. SPECTRA w/1.8L ENG.



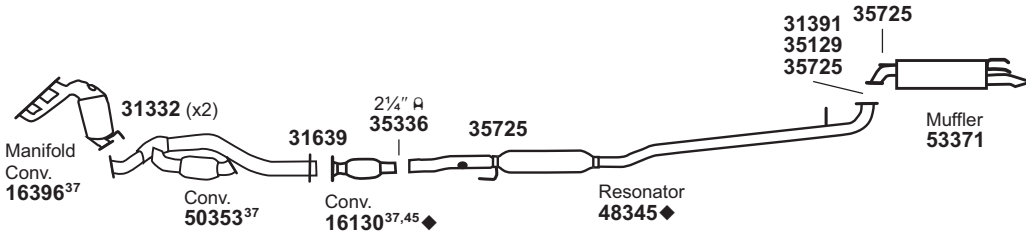
For 16102: Univ. Conv. 93236#

# KIA Sportage (See Truck Section)

# LAND ROVER Range Rover (See Truck Section)

# LEXUS ES300

(11207) 2001-99 6 CYL. ES300 w/3.0L ENG.



For 16130: Univ. Conv. 93252#

31332 Gskt.	31367 Gskt.	31388 Gskt.	31391 Gskt.	31560 Gskt.	31595 Gskt.	31639 Gskt.	35129 Bolt Kit	35725 Insl.										

NOT LEGAL FOR SALE IN STATE OF CALIFORNIA  
IN NEW YORK STATE, CONVERTERS LISTED ARE LEGAL FOR FEDERAL/EPA EMISSION VEHICLES ONLY

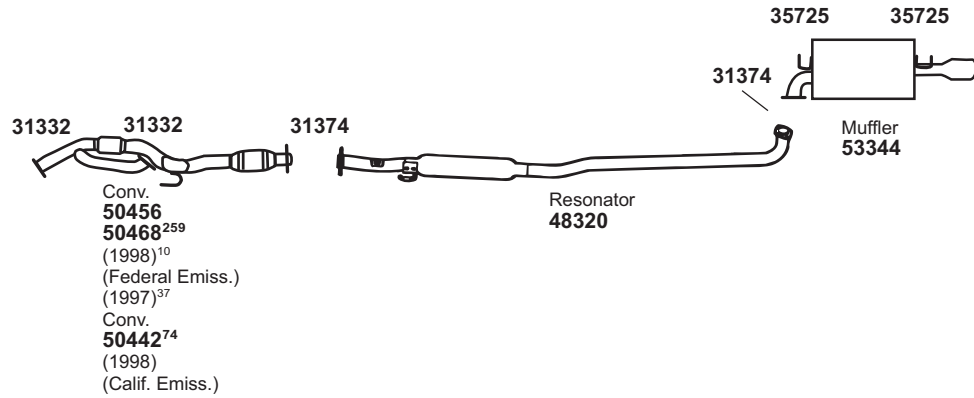
◆ If welded assembly, replace all required parts.  
# Modifications and/or additional parts required.  
430 37 Fits All Emissions Vehicles.

45 OE exhaust system is completely welded. Additional adapters and cutting the OE pipes may be required to complete installation. Only failed Converters may be replaced.



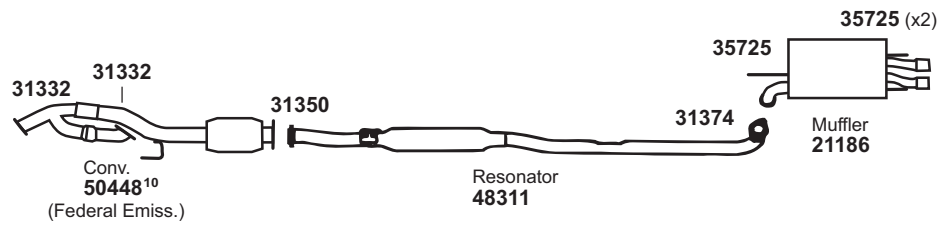
# LEXUS ES300

(11208) 1998-97 6 CYL. ES300 w/3.0L ENG.

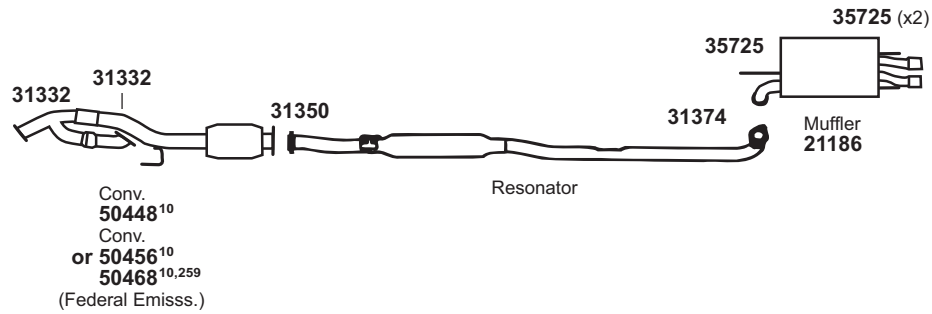


For 50442: Univ. Conv. 93252#

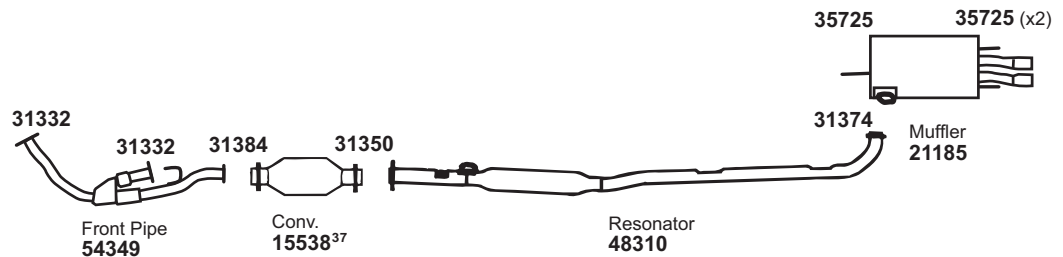
(11209) 1996 6 CYL. ES300 w/3.0L ENG.



(11210) 1995 6 CYL. ES300 w/3.0L ENG.



(11211) 1994 6 CYL. ES300 w/3.0L ENG.



For 15538: Univ. Conv. 93236#

For 21185: SoundFX 18854

31332 Gskt.	31350 Gskt.	31374 Gskt.	31384 Gskt.	35725 Insl.									

NOT LEGAL FOR SALE IN STATE OF CALIFORNIA  
IN NEW YORK STATE, CONVERTERS LISTED ARE LEGAL FOR FEDERAL/EPA EMISSION VEHICLES ONLY

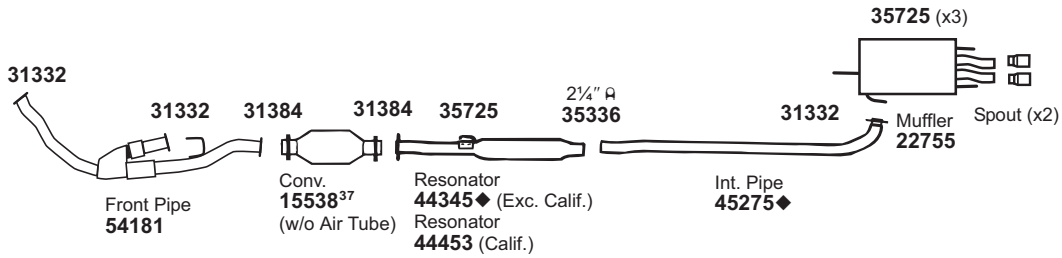
# Modifications and/or additional parts required.  
10 Fits Federal/EPA Emission Vehicles.  
37 Fits All Emissions Vehicles.

74 Fits California/50 State Emission Vehicles.  
259 Optional Part Number - Extra Precious Metal Loading.

- GENERAL INFORMATION
- PASSENGER CAR
- LIGHT TRUCK
- MUFFLER SPECS.
- OPTIONAL MUFFLERS
- CONVERTER SPECS.
- ACCESSORIES
- FOOTNOTES

# LEXUS ES300

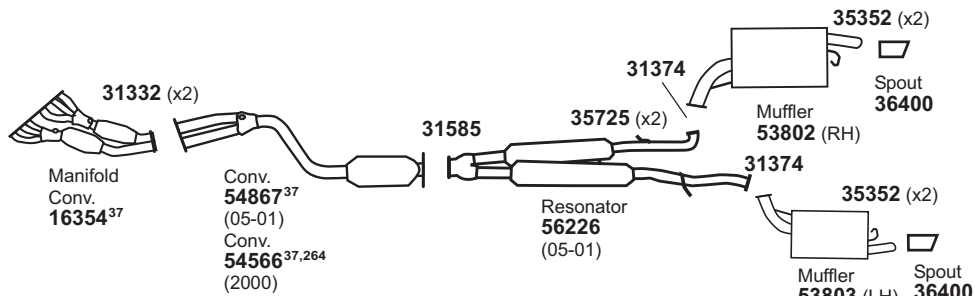
(11212) 1993-92 6 CYL. ES300 MODELS w/3.0L ENG.



For 15538: Univ. Conv. 93236#  
For 22755: SoundFX 18855

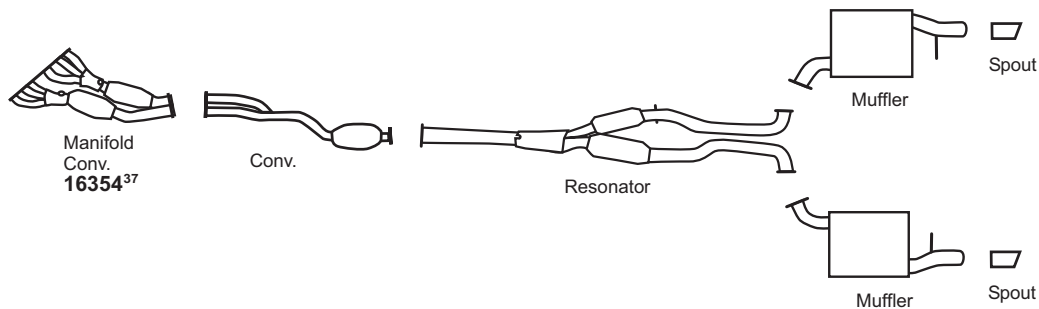
# LEXUS GS300

(11213) 2005-00 6 CYL. GS300 w/3.0L ENG.



For 54566: Univ. Conv. 93237#  
For 54867: Univ. Conv. 93237#

(11214) 1999-98 6 CYL. GS300 w/3.0L ENG.



31332 Gskt.	31374 Gskt.	31384 Gskt.	31585 Gskt.	35352 Insl.	35725 Insl.												

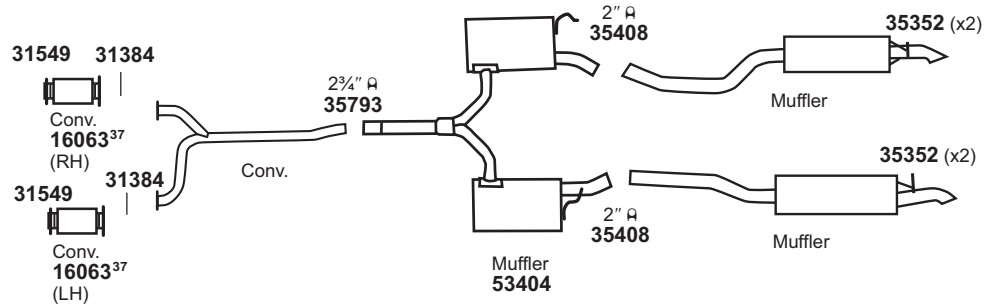
NOT LEGAL FOR SALE IN STATE OF CALIFORNIA  
IN NEW YORK STATE, CONVERTERS LISTED ARE LEGAL FOR FEDERAL/EPA EMISSION VEHICLES ONLY

432 ◆ If welded assembly, replace all required parts.  
# Modifications and/or additional parts required.

37 Fits All Emissions Vehicles.  
264 Assembly 41 1/4" Overall Length.

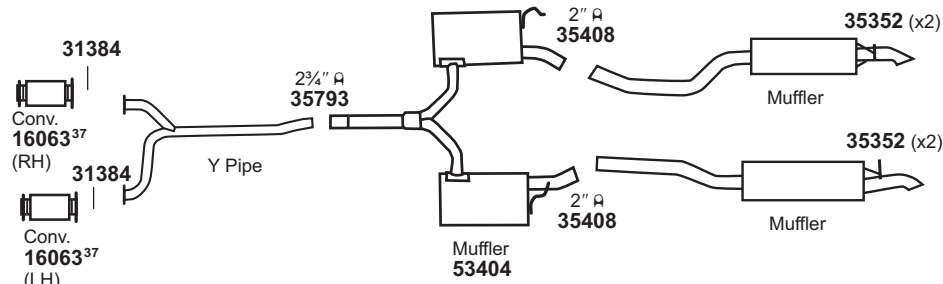
# LEXUS LS400

(11215) 1997-96 8 CYL. LS400 MODELS w/4.0L ENG.



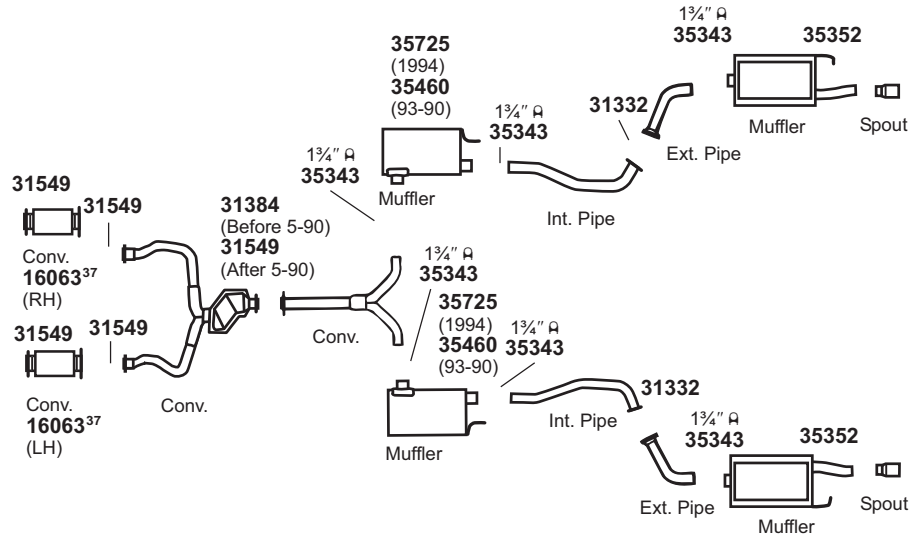
For 16063: Univ. Conv. 15053#

(11216) 1995 8 CYL. LS400 MODELS w/4.0L ENG.



For 16063: Univ. Conv. 15053#

(11217) 1994-90 8 CYL. LS400 w/4.0L ENG.



For 16063: Univ. Conv. 15053#

## LEXUS LX470 and RX300 (See Truck Section)

31332 Gskt.	31384 Gskt.	31549 Gskt.	35352 Insl.	35460 Insl.	35725 Insl.								

NOT LEGAL FOR SALE IN STATE OF CALIFORNIA  
IN NEW YORK STATE, CONVERTERS LISTED ARE LEGAL FOR FEDERAL/EPA EMISSION VEHICLES ONLY

GENERAL INFORMATION

PASSENGER CAR

LIGHT TRUCK

MUFFLER SPECS.

OPTIONAL MUFFLERS

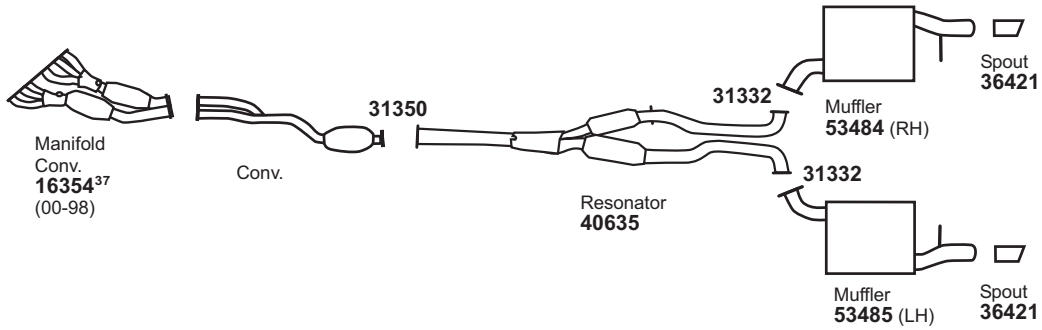
CONVERTER SPECS.

ACCESSORIES

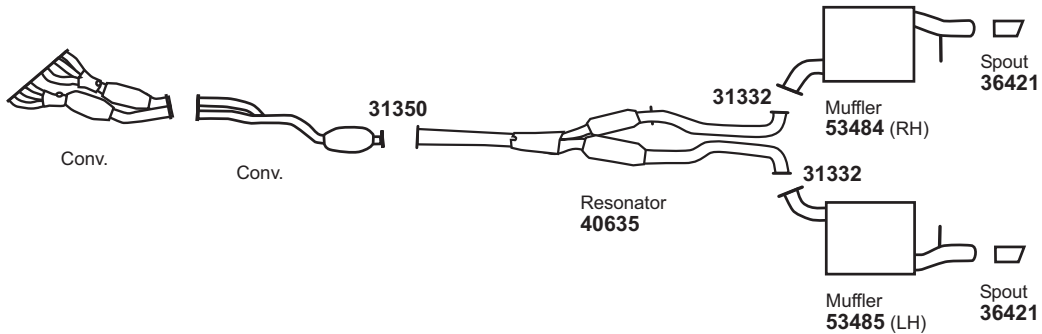
FOOTNOTES

# LEXUS SC300

(11218) 2000-96 6 CYL. SC300 w/3.0L ENG.

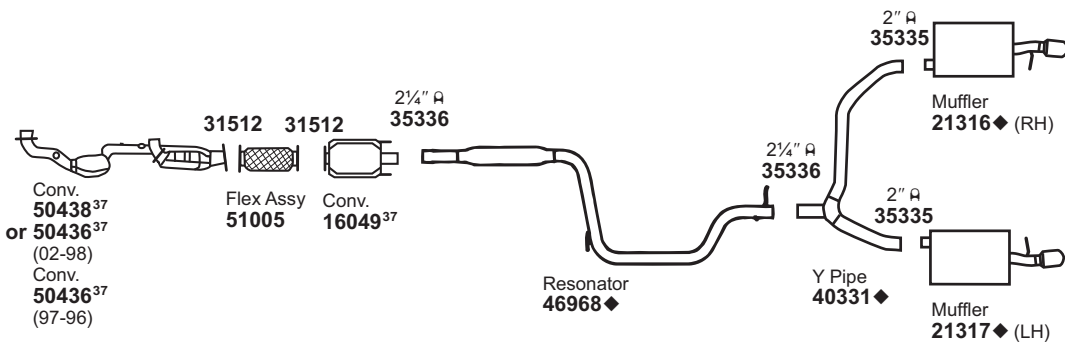


(11219) 1995-92 6 CYL. SC300 w/3.0L ENG.



# LINCOLN Continental

(11220) 2002-96 8 CYL. CONTINENTAL w/4.6L ENG.



For 16049: Univ. Conv. 93237#

31332 Gskt.	31350 Gskt.	31512 Gskt.																

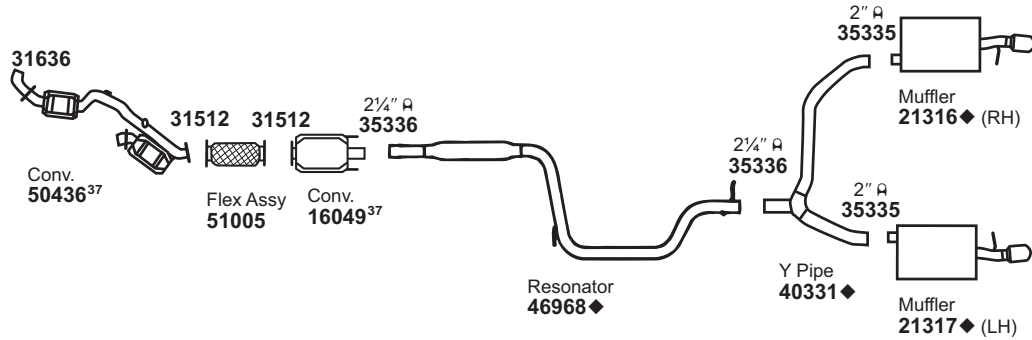
NOT LEGAL FOR SALE IN STATE OF CALIFORNIA  
IN NEW YORK STATE, CONVERTERS LISTED ARE LEGAL FOR FEDERAL/EPA EMISSION VEHICLES ONLY

434 ♦ If welded assembly, replace all required parts.  
# Modifications and/or additional parts required.

37 Fits All Emissions Vehicles.

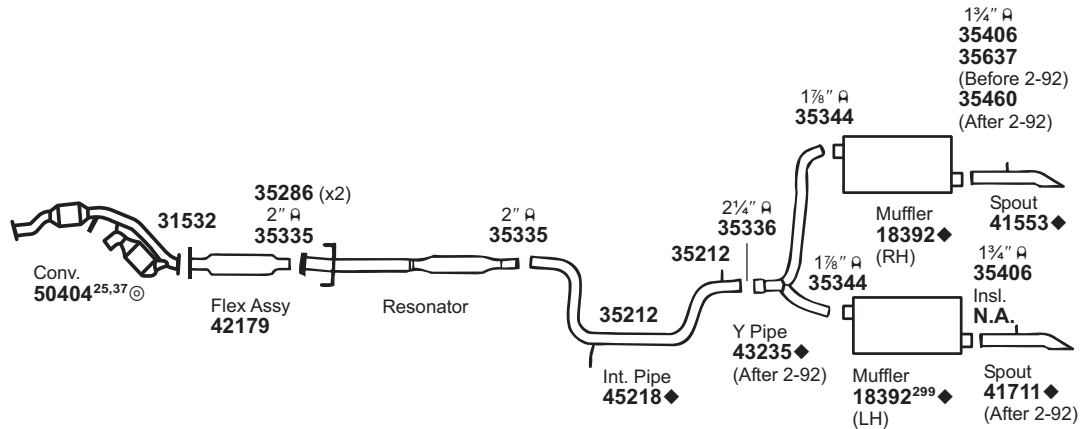
# LINCOLN Continental

(11221) 1995 8 CYL. CONTINENTAL w/4.6L ENG.



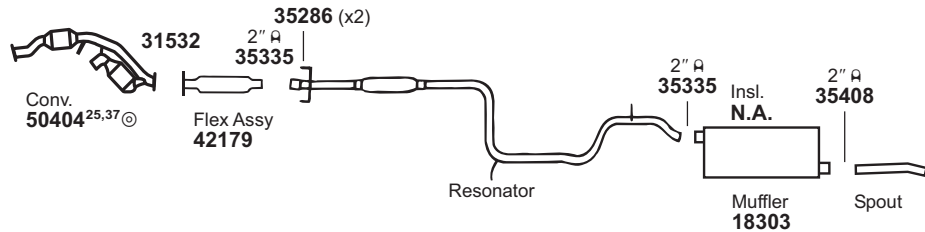
For 16049: Univ. Conv. 93237#

(11222) 1994-91 6 CYL. CONTINENTAL w/3.8L ENG.



For 50404: Univ. Conv. 15036#

(11223) 1990 6 CYL. CONTINENTAL w/3.8L ENG. (AFTER 11-1-89)



For 18303: Tru-Fit 18105  
For 50404: Univ. Conv. 15036#

Univ. SoundFX 17877 Super Turbo 17736#

31512 Gskt.	31532 Gskt.	31636 Gskt.	35212 Insl.	35286 Insl.	35460 Insl.	35637 Insl.							

NOT LEGAL FOR SALE IN STATE OF CALIFORNIA  
IN NEW YORK STATE, CONVERTERS LISTED ARE LEGAL FOR FEDERAL/EPA EMISSION VEHICLES ONLY

- ◆ If welded assembly, replace all required parts.
- ◎ Air Gap Pipe. Appearance may be different than O.E. Pipe. Air space between Pipes acts as a Heat Insulator.
- # Modifications and/or additional parts required.
- 25 Replaces multiple O.E. Converters. Only failed Converters may be replaced. See Catalytic Converter Installation Guide.
- 37 Fits All Emissions Vehicles.
- 299 Use Bracket 36373 before 2-92.

GENERAL INFORMATION

PASSENGER CAR

LIGHT TRUCK

MUFFLER SPECS.

OPTIONAL MUFFLERS

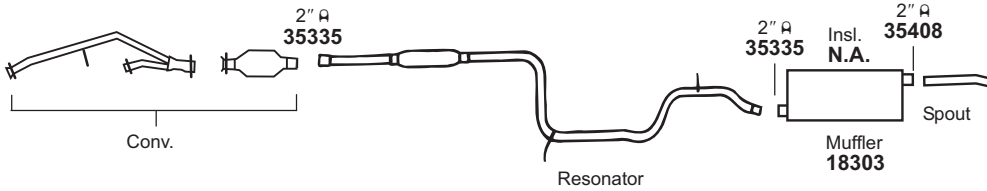
CONVERTER SPECS.

ACCESSORIES

FOOTNOTES

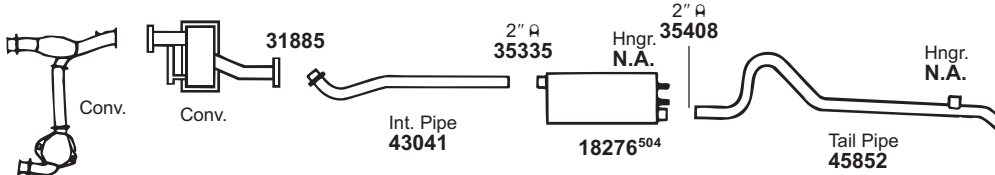
# LINCOLN Continental

(11224) 1990-88 6 CYL. CONTINENTAL w/3.8L ENG. (BEFORE 11-1-89)



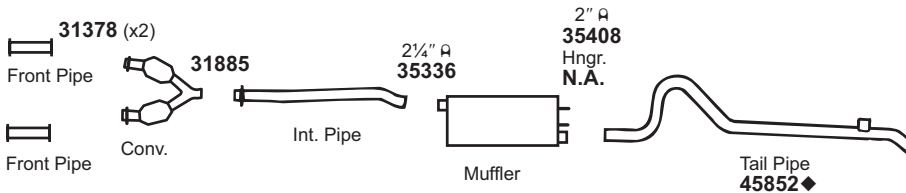
For 18303: Tru-Fit 18105      Univ. SoundFX 17877      Super Turbo 17736#

(11225) 1987-86 8 CYL. CONTINENTAL w/5.0L ENG.

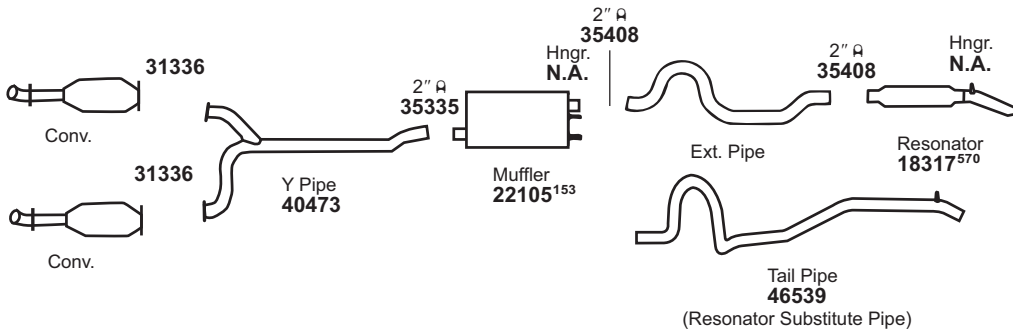


For 18276: Univ. SoundFX 17834#      Super Turbo 17736#

(11226) 1985-83 8 CYL. CONTINENTAL w/5.0L ENG.



(11227) 1980 8 CYL. CONTINENTAL w/5.0L (302 C.I.D.), 5.8L (351 C.I.D.) ENG.



For 18317: Univ. SoundFX 17852#      Tru-Fit 18105<sup>505,507</sup>      Univ. SoundFX 17844  
 For 22105: SoundFX 18182      Super Turbo 17736#

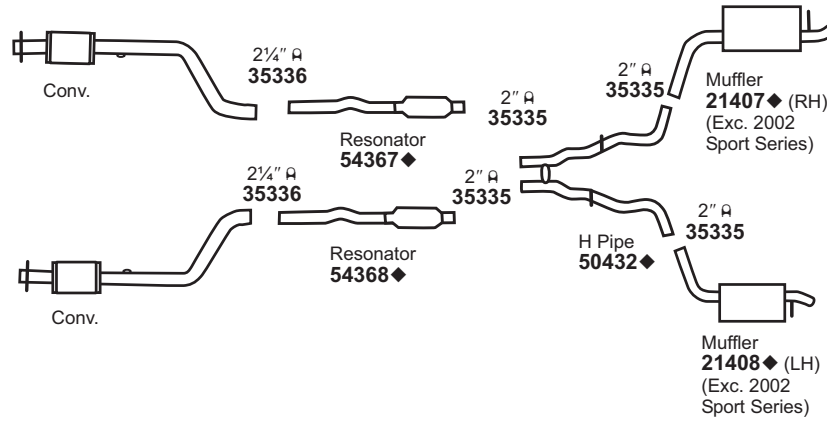
31336 Gskt. 	31378 Gskt. 	31885 Flng. 										
--------------------	--------------------	--------------------	--	--	--	--	--	--	--	--	--	--

**NOT LEGAL FOR SALE IN STATE OF CALIFORNIA  
 IN NEW YORK STATE, CONVERTERS LISTED ARE LEGAL FOR FEDERAL/EPA EMISSION VEHICLES ONLY**

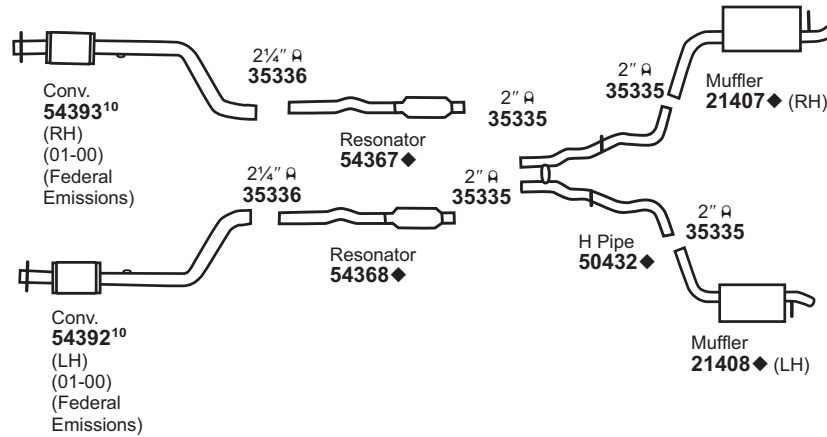
- ◆ If welded assembly, replace all required parts.
- # Modifications and/or additional parts required.
- 153 Models w/Heat Shields, use 35567 Shield & (2) 35564 Straps.
- 436 504 Requires 35569 Shield & (2) 35564 Straps.
- 505 Requires 35567 Shield & (2) 35564 Straps.
- 507 Requires 35568 Bracket & (1) Extra 35408 (2") Clamp.
- 570 Requires 41134 Tail Spout. May require Bracket.

# LINCOLN LS

(11228) 2002-00 6 CYL. LS w/3.0L ENG.



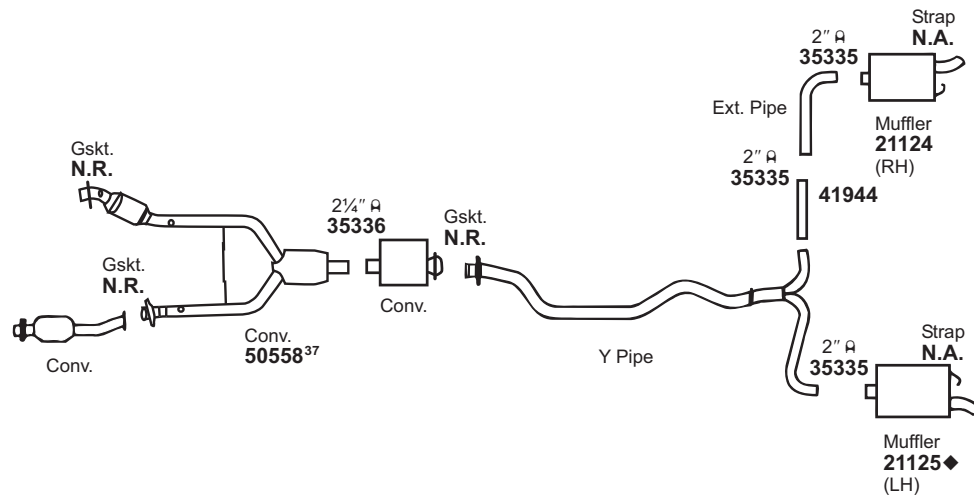
(11229) 2002-00 8 CYL. LS w/3.9L ENG.



For 54392: Univ. Conv. 93236#  
For 54393: Univ. Conv. 93236#

# LINCOLN Mark Series

(11230) 1998-96 8 CYL. MARK VIII w/4.6L DOHC ENG. (EXC. LSC)



NOT LEGAL FOR SALE IN STATE OF CALIFORNIA  
IN NEW YORK STATE, CONVERTERS LISTED ARE LEGAL FOR FEDERAL/EPA EMISSION VEHICLES ONLY

◆ If welded assembly, replace all required parts.  
# Modifications and/or additional parts required.

10 Fits Federal/EPA Emission Vehicles.  
37 Fits All Emissions Vehicles.

GENERAL INFORMATION

PASSENGER CAR

LIGHT TRUCK

MUFFLER SPECS.

OPTIONAL MUFFLERS

CONVERTER SPECS.

ACCESSORIES

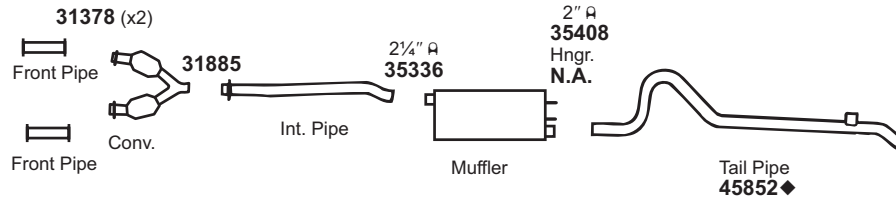
FOOTNOTES



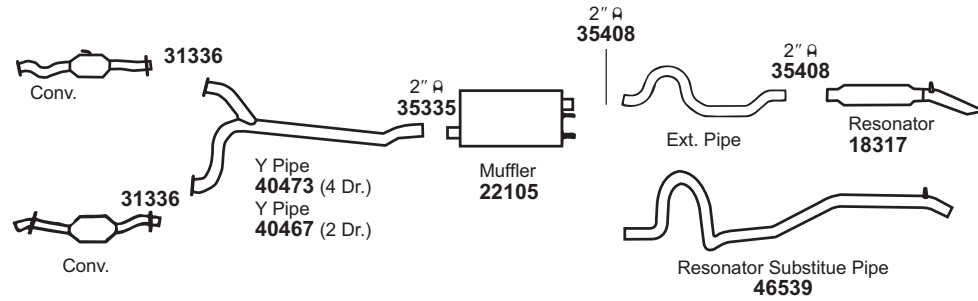


# LINCOLN Mark Series

(11235) 1985-84 8 CYL. MARK VII w/5.0L ENG.



(11236) 1983-80 8 CYL. MARK VI w/5.0L (302 C.I.D.), 5.8L (351 C.I.D.) ENG., SINGLE EXHAUST

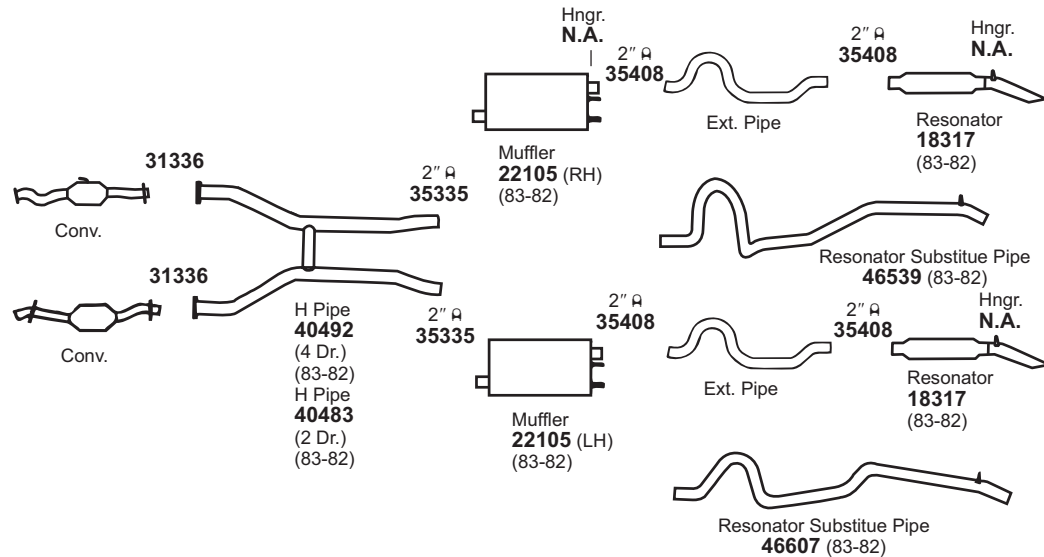


For 18317: Univ. SoundFX 17852#  
For 22105: SoundFX 18182  
Super Turbo 17736#

Tru-Fit 18105<sup>505,507</sup>

Univ. SoundFX 17844

(11237) 1983-81 8 CYL. MARK VI w/5.0L ENG., DUAL EXHAUST



For 18317: Univ. SoundFX 17852#  
For 22105: SoundFX 18182  
Super Turbo 17736#

Tru-Fit 18105<sup>505,507</sup>

Univ. SoundFX 17844

# LINCOLN Navigator (See Truck Section)

31336 Gskt.	31378 Gskt.	31885 Flng.																	
-------------	-------------	-------------	--	--	--	--	--	--	--	--	--	--	--	--	--	--	--	--	--

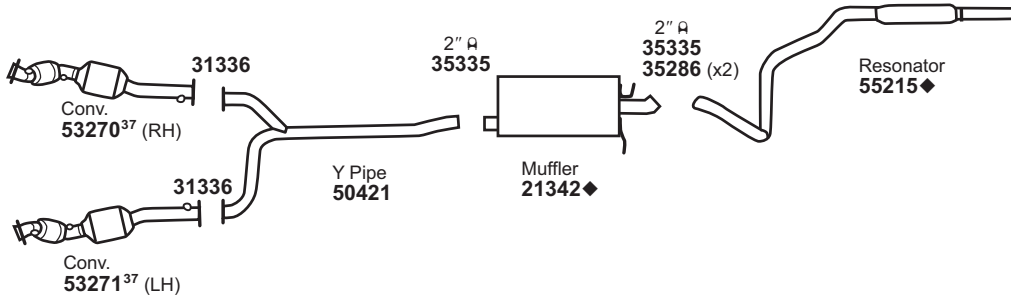
NOT LEGAL FOR SALE IN STATE OF CALIFORNIA  
IN NEW YORK STATE, CONVERTERS LISTED ARE LEGAL FOR FEDERAL/EPA EMISSION VEHICLES ONLY

◆ If welded assembly, replace all required parts.  
# Modifications and/or additional parts required.

505 Requires 35567 Shield & (2) 35564 Straps.  
507 Requires 35568 Bracket & (1) Extra 35408 (2") Clamp.

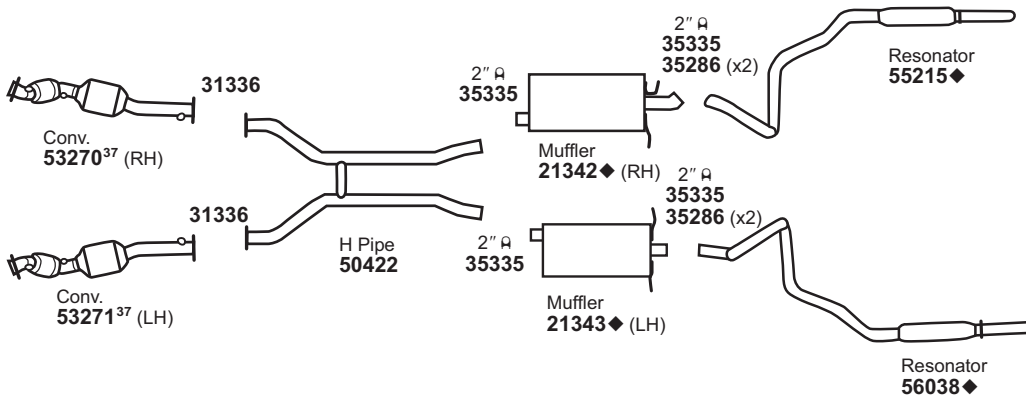
# LINCOLN Town Car

(11238) 2002-98 8 CYL. TOWN CAR w/4.6L ENG., SINGLE EXHAUST



For 21342: SoundFX 18560

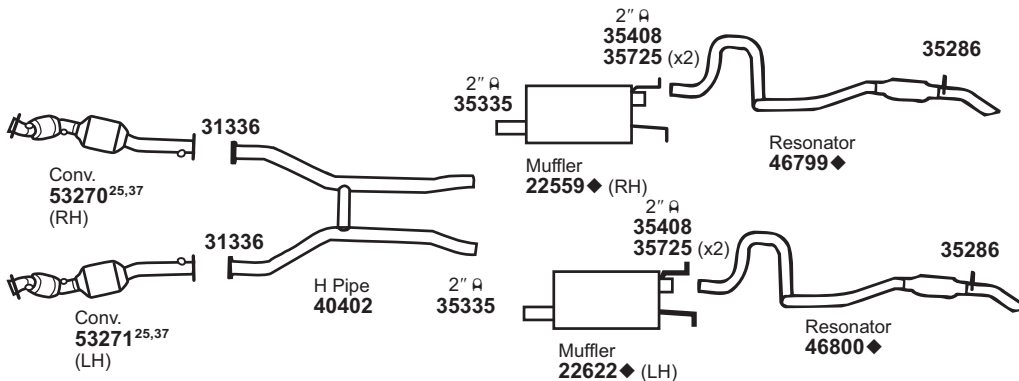
(11239) 2002-98 8 CYL. TOWN CAR w/4.6L ENG., DUAL EXHAUST (EXC. LIMOUSINE)



For 21342: SoundFX 18560

For 21343: SoundFX 18845

(11240) 1997-96 8 CYL. TOWN CAR w/4.6L ENG., DUAL EXHAUST



For 22559: SoundFX 18190

For 22622: SoundFX 18437

Super Turbo 17736#

Tru-Fit 18178#

Tru-Fit 18105#

Univ. SoundFX 17844#

Univ. SoundFX 17844#

31336 Gskt.	35286 Insl.	35725 Insl.																	

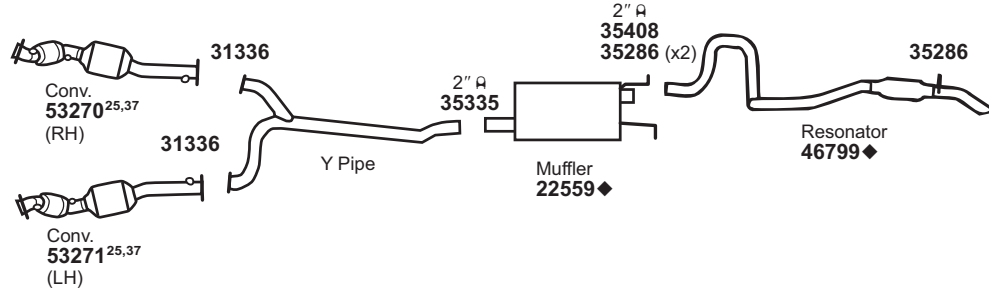
NOT LEGAL FOR SALE IN STATE OF CALIFORNIA  
IN NEW YORK STATE, CONVERTERS LISTED ARE LEGAL FOR FEDERAL/EPA EMISSION VEHICLES ONLY

◆ If welded assembly, replace all required parts.  
# Modifications and/or additional parts required.

25 Replaces multiple O.E. Converters. Only failed Converters may be replaced. See Catalytic Converter Installation Guide.  
37 Fits All Emissions Vehicles.

# LINCOLN Town Car

(11241) 1997 8 CYL. TOWN CAR w/4.6L ENG., SINGLE EXHAUST

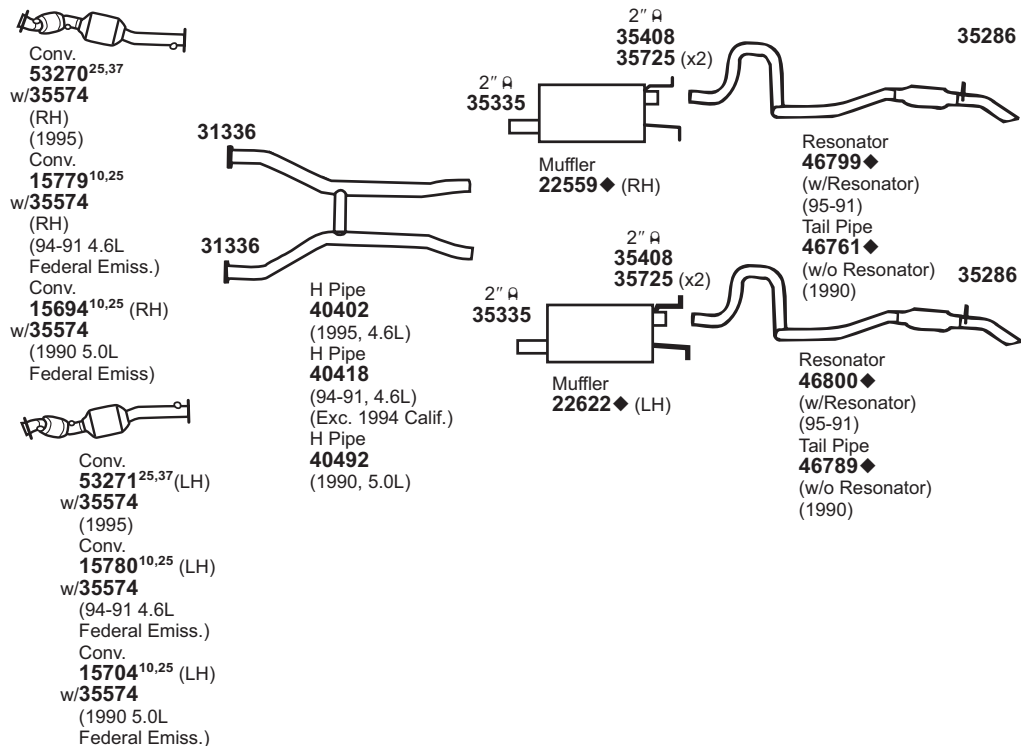


For 22559: SoundFX 18190

Tru-Fit 18178#

Univ. SoundFX 17844#

(11242) 1995-91 8 CYL. TOWN CAR w/4.6L ENG., DUAL EXHAUST  
1990 8 CYL. TOWN CAR w/5.0L ENG., DUAL EXHAUST



For 15779: Univ. Conv. 15036#

For 15780: Univ. Conv. 15036#

For 22559: SoundFX 18190

For 22622: SoundFX 18437

Super Turbo 17736#

Tru-Fit 18178#

Tru-Fit 18105#

Univ. SoundFX 17844#

Univ. SoundFX 17844#

31336 Gskt.	35286 Insl.	35725 Insl.																	

NOT LEGAL FOR SALE IN STATE OF CALIFORNIA  
IN NEW YORK STATE, CONVERTERS LISTED ARE LEGAL FOR FEDERAL/EPA EMISSION VEHICLES ONLY

◆ If welded assembly, replace all required parts.  
# Modifications and/or additional parts required.  
10 Fits Federal/EPA Emission Vehicles.

25 Replaces multiple O.E. Converters. Only failed Converters may be replaced. See Catalytic Converter Installation Guide.  
37 Fits All Emissions Vehicles.

GENERAL INFORMATION

PASSENGER CAR

LIGHT TRUCK

MUFFLER SPECS.

OPTIONAL MUFFLERS

CONVERTER SPECS.

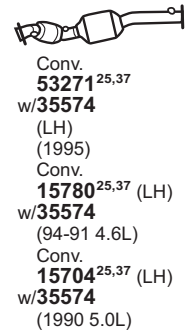
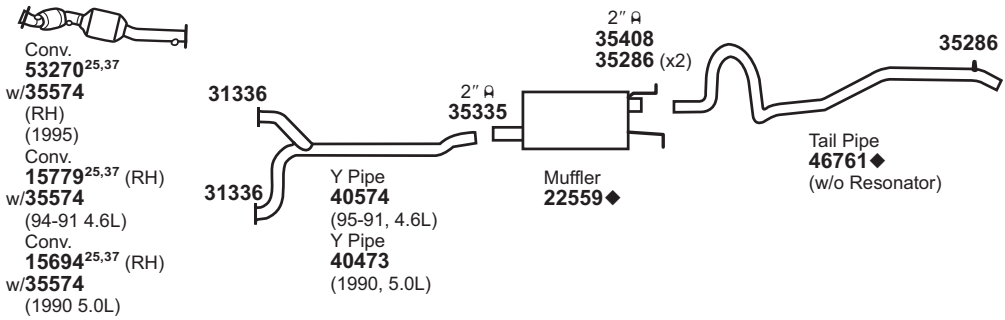
ACCESSORIES

FOOTNOTES

# LINCOLN Town Car

(11243)



1995-91 8 CYL. TOWN CAR w/4.6L ENG., SINGLE EXHAUST  
 1990 8 CYL. TOWN CAR w/5.0L ENG., SINGLE EXHAUST



For 15779: Univ. Conv. 15036#  
 For 15780: Univ. Conv. 15036#  
 For 22559: SoundFX 18190

Tru-Fit 18178#

Univ. SoundFX 17844#

31336 Gskt. 	35286 Insl. 												
---	---	--	--	--	--	--	--	--	--	--	--	--	--

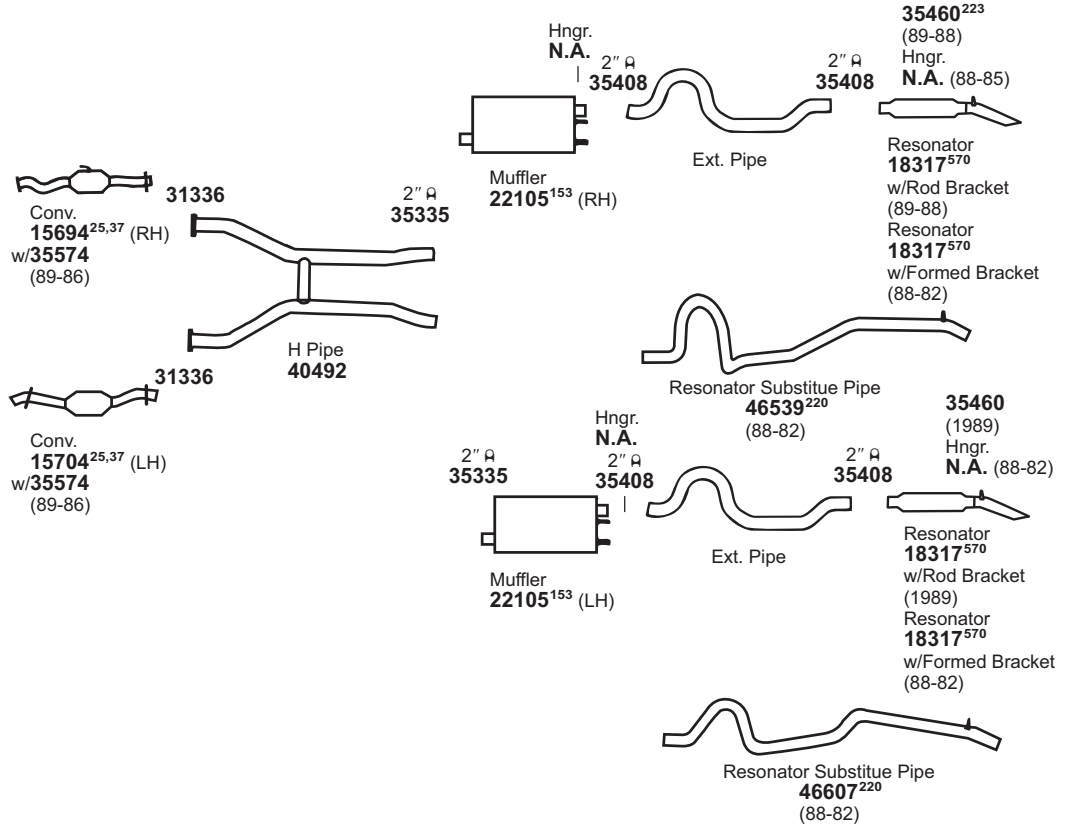
NOT LEGAL FOR SALE IN STATE OF CALIFORNIA  
 IN NEW YORK STATE, CONVERTERS LISTED ARE LEGAL FOR FEDERAL/EPA EMISSION VEHICLES ONLY

◆ If welded assembly, replace all required parts.  
 # Modifications and/or additional parts required.

25 Replaces multiple O.E. Converters. Only failed Converters may be replaced. See Catalytic Converter Installation Guide.  
 37 Fits All Emissions Vehicles.

# LINCOLN Town Car

(11244) 1989-82 8 CYL. TOWN CAR w/5.0L ENG., DUAL EXHAUST



For 18317: Univ. SoundFX 17852#  
 For 22105: SoundFX 18182 Super Turbo 17736#  
 Tru-Fit 18105<sup>505,507</sup>  
 Univ. SoundFX 17844

31336 Gskt.	35460 Insl.																		
----------------	----------------	--	--	--	--	--	--	--	--	--	--	--	--	--	--	--	--	--	--

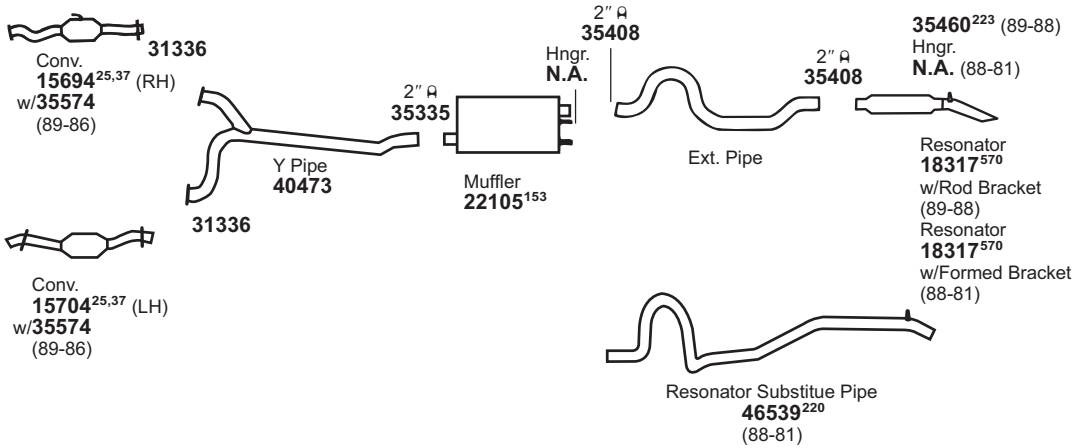
NOT LEGAL FOR SALE IN STATE OF CALIFORNIA  
 IN NEW YORK STATE, CONVERTERS LISTED ARE LEGAL FOR FEDERAL/EPA EMISSION VEHICLES ONLY

# Modifications and/or additional parts required.  
 25 Replaces multiple O.E. Converters. Only failed Converters may be replaced. See Catalytic Converter Installation Guide.  
 37 Fits All Emissions Vehicles.  
 153 Models w/Heat Shields, use 35567 Shield & (2) 35564 Straps.  
 220 Design one w/formed Bracket.  
 223 Design two w/Rod Bracket.  
 505 Requires 35567 Shield & (2) 35564 Straps.  
 507 Requires 35568 Bracket & (1) Extra 35408 (2") Clamp.  
 570 Requires 41134 Tail Spout. May require Bracket.

- GENERAL INFORMATION
- PASSENGER CAR
- LIGHT TRUCK
- MUFFLER SPECS.
- OPTIONAL MUFFLERS
- CONVERTER SPECS.
- ACCESSORIES
- FOOTNOTES

# LINCOLN Town Car

(11245) 1989-81 8 CYL. TOWN CAR w/5.0L ENG., SINGLE EXHAUST



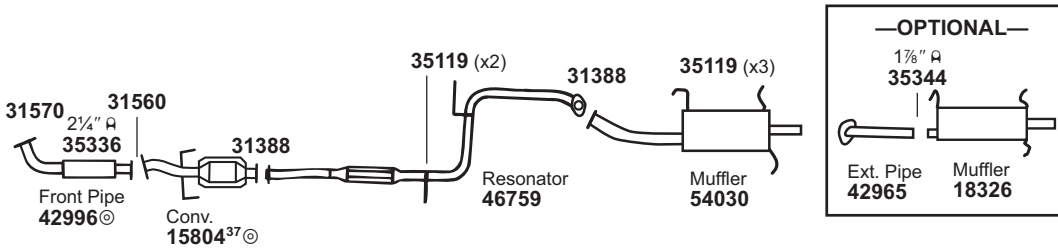
For 18317: Univ. SoundFX 17852#  
 For 22105: SoundFX 18182  
 Super Turbo 17736#

Tru-Fit 18105<sup>505,507</sup>

Univ. SoundFX 17844

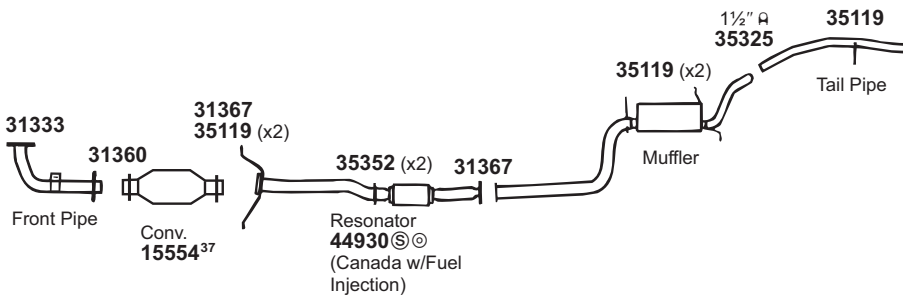
# MAZDA 323

(11246) 1994-90 4 CYL. 323 HATCHBACK w/1.6L ENG.



For 15804: Univ. Conv. 15036#

(11247) 1989-86 4 CYL. 323 w/1.6L ENG. (EXC. TURBO)



For 15554: Univ. Conv. 93236#

31333 Gskt.	31336 Gskt.	31360 Gskt.	31367 Gskt.	31388 Gskt.	31560 Gskt.	31570 Gskt.	35119 Insl.	35352 Insl.	35460 Insl.				

**NOT LEGAL FOR SALE IN STATE OF CALIFORNIA  
 IN NEW YORK STATE, CONVERTERS LISTED ARE LEGAL FOR FEDERAL/EPA EMISSION VEHICLES ONLY**

Ⓢ W/welded Heat Shield.

Ⓞ Air Gap Pipe. Appearance may be different than O.E. Pipe. Air space between Pipes acts as a Heat Insulator.

# Modifications and/or additional parts required.

25 Replaces multiple O.E. Converters. Only failed Converters may be replaced. See Catalytic Converter Installation Guide.

37 Fits All Emissions Vehicles.

153 Models w/Heat Shields, use 35567 Shield & (2) 35564 Straps.

220 Design one w/Formed Bracket.

223 Design two w/Rod Bracket.

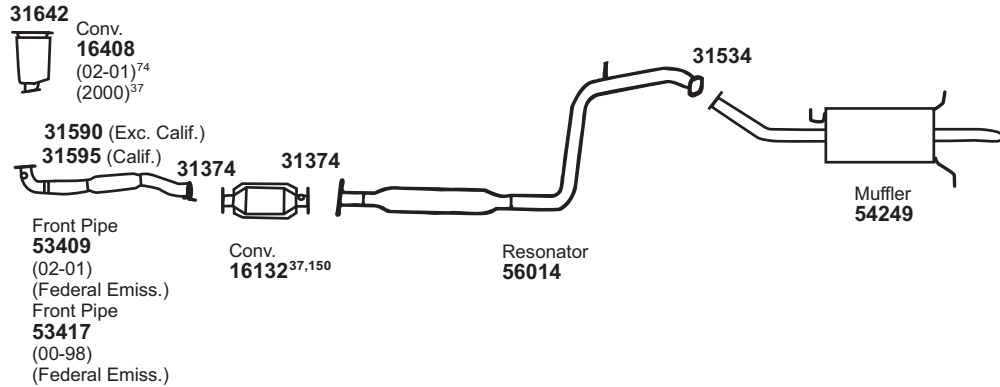
505 Requires 35567 Shield & (2) 35564 Straps.

507 Requires 35568 Bracket & (1) Extra 35408 (2") Clamp.

570 Requires 41134 Tail Spout. May require Bracket.

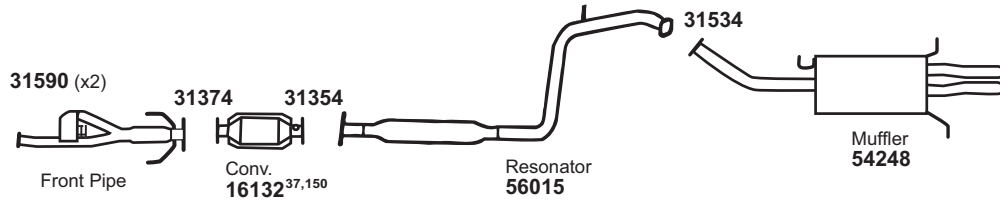
# MAZDA 626

(11248)	2002	4 CYL.	626 LX w/2.0L ENG.
	2001-99	4 CYL.	626 w/2.0L ENG.
	1998	4 CYL.	626 DX, LX w/2.0L ENG.



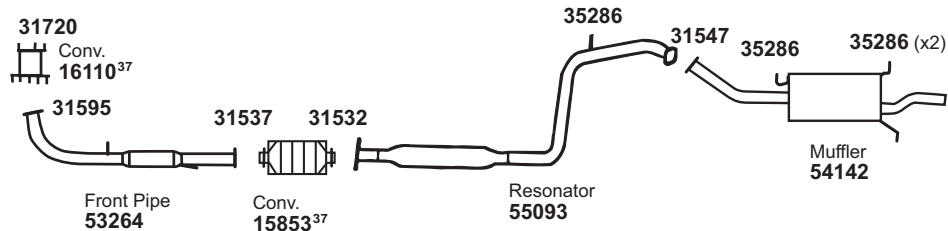
For 16132: Univ. Conv. 93303#  
 For 54249: SoundFX 18939

(11249)	2002-98	6 CYL.	626 w/2.5L ENG.
---------	---------	--------	-----------------



For 16132: Univ. Conv. 93303#

(11250)	1997-96	4 CYL.	626 w/2.0L ENG.
---------	---------	--------	-----------------



For 15853: Univ. Conv. 93236#  
 For 54142: SoundFX 18857

31354 Gskt.	31374 Gskt.	31532 Gskt.	31534 Gskt.	31537 Gskt.	31547 Gskt.	31590 Gskt.	31595 Gskt.	31642 Gskt.	31720 Gskt.	35286 Insl.				

NOT LEGAL FOR SALE IN STATE OF CALIFORNIA  
 IN NEW YORK STATE, CONVERTERS LISTED ARE LEGAL FOR FEDERAL/EPA EMISSION VEHICLES ONLY

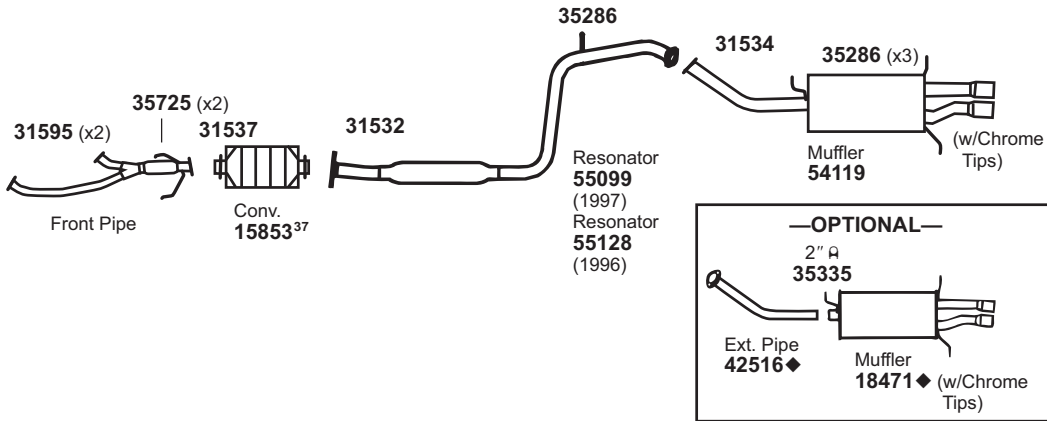
# Modifications and/or additional parts required.  
 37 Fits All Emissions Vehicles.

74 Fits California/50 State Emission Vehicles.  
 150 If oxygen sensor not used, Plug 35299 is required.

GENERAL INFORMATION
PASSENGER CAR
LIGHT TRUCK
MUFFLER SPECS.
OPTIONAL MUFFLERS
CONVERTER SPECS.
ACCESSORIES
FOOTNOTES

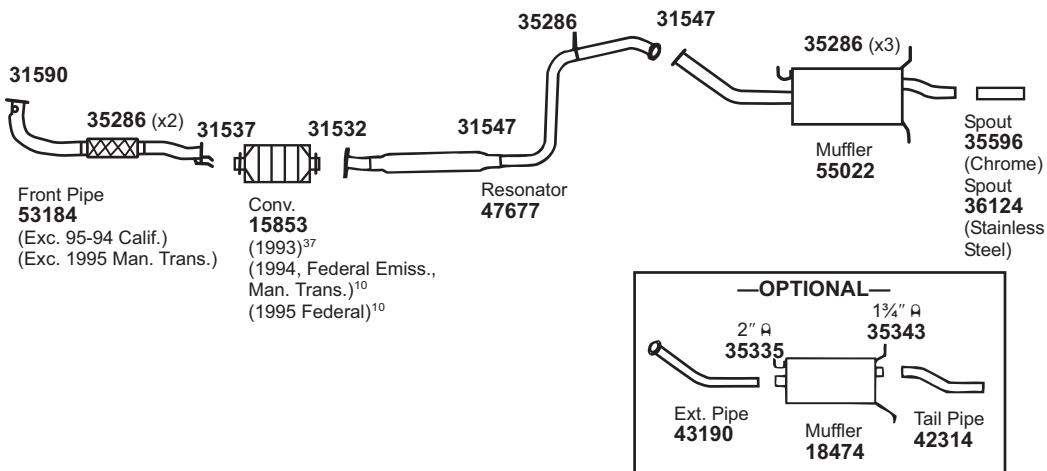
# MAZDA 626

(11251) 1997-96 6 CYL. 626 w/2.5L ENG.



For 15853: Univ. Conv. 93236#

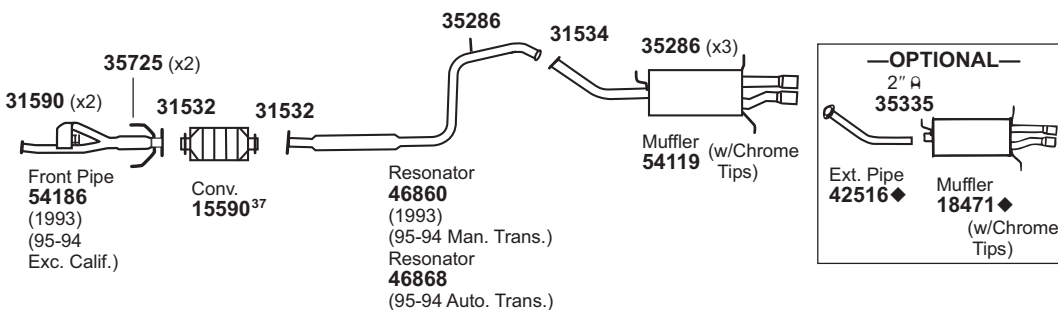
(11252) 1995-93 4 CYL. 626 w/2.0L ENG.



For 15853: Univ. Conv. 93236#

For 47677: SoundFX 18873

(11253) 1995-93 6 CYL. 626 w/2.5L ENG.



For 15590: Univ. Conv. 93236#

31532 Gskt.	31534 Gskt.	31537 Gskt.	31547 Gskt.	31590 Gskt.	31595 Gskt.	35286 Insl.	35725 Insl.										

NOT LEGAL FOR SALE IN STATE OF CALIFORNIA  
IN NEW YORK STATE, CONVERTERS LISTED ARE LEGAL FOR FEDERAL/EPA EMISSION VEHICLES ONLY

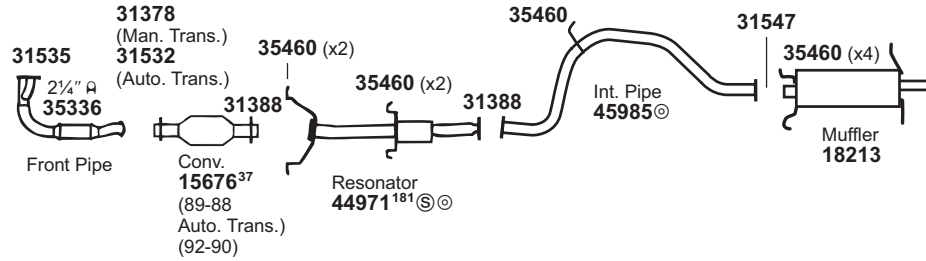
446 ♦ If welded assembly, replace all required parts.  
# Modifications and/or additional parts required.

10 Fits Federal/EPA Emission Vehicles.  
37 Fits All Emissions Vehicles.



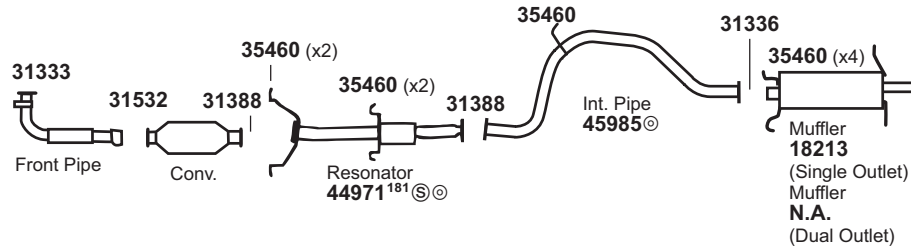
# MAZDA 626

(11254) 1992-88 4 CYL. 626 w/2.2L ENG. (EXC. TURBO)

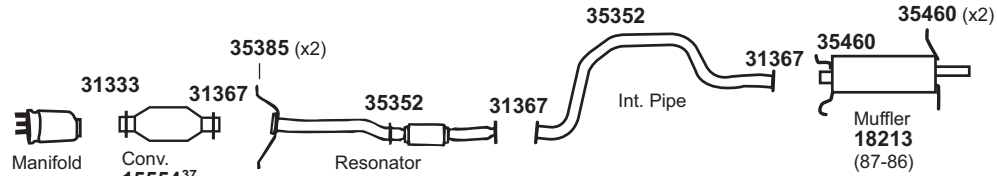


For 15676: Univ. Conv. 15036#

(11255) 1991-88 4 CYL. 626 w/2.2L TURBO ENG. (EXC. 4 WHEEL STEER)



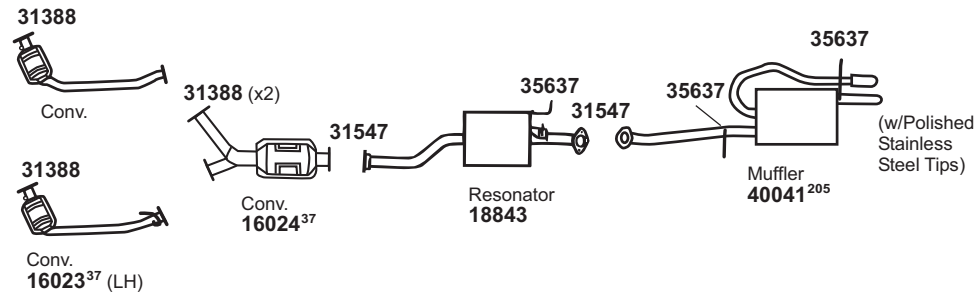
(11256) 1987-83 4 CYL. 626 w/2.0L ENG.



For 15554: Univ. Conv. 93236#

# MAZDA 929

(11257) 1995-92 6 CYL. 929 w/3.0L ENG.



For 16023: Univ. Conv. 15070#

For 16024: Univ. Conv. 15038#

31333 Gskt.	31336 Gskt.	31367 Gskt.	31378 Gskt.	31388 Gskt.	31532 Gskt.	31535 Gskt.	31547 Gskt.	35352 Insl.	35385 O-Ring	35460 Insl.	35637 Insl.		

NOT LEGAL FOR SALE IN STATE OF CALIFORNIA  
IN NEW YORK STATE, CONVERTERS LISTED ARE LEGAL FOR FEDERAL/EPA EMISSION VEHICLES ONLY

Ⓢ W/welded Heat Shield.

Ⓞ Air Gap Pipe. Appearance may be different than O.E. Pipe. Air space between Pipes acts as a Heat Insulator.

# Modifications and/or additional parts required.

37 Fits All Emissions Vehicles.

181 The wire Bracket welded on the front of Resonator is not used on this application, for 1990 Models.

205 1992-93 Models do not use Valve. Leave Rubber Boot from O.E. Muffler inserted in Trunk.

GENERAL INFORMATION

PASSENGER CAR

LIGHT TRUCK

MUFFLER SPECS.

OPTIONAL MUFFLERS

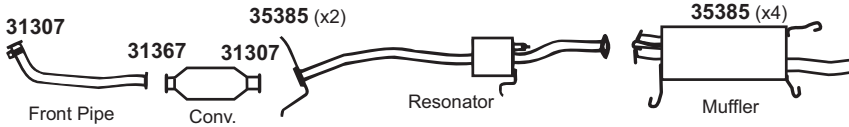
CONVERTER SPECS.

ACCESSORIES

FOOTNOTES

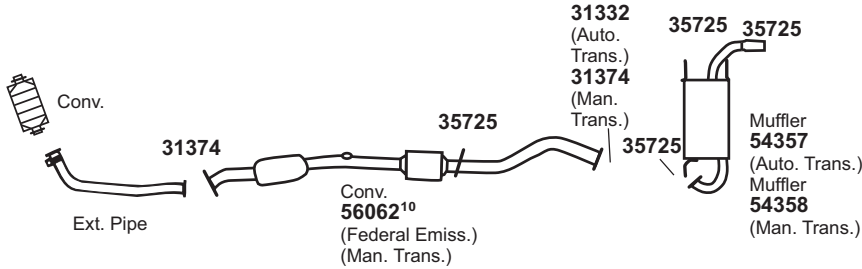
# MAZDA 929

(11258) 1991-90 6 CYL. 929 SEDAN w/3.0L ENG., DOHC ENG.



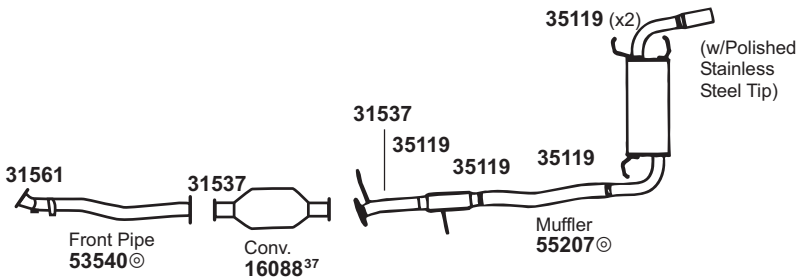
# MAZDA Miata

(11259) 2000-99 4 CYL. MIATA w/1.8L ENG.



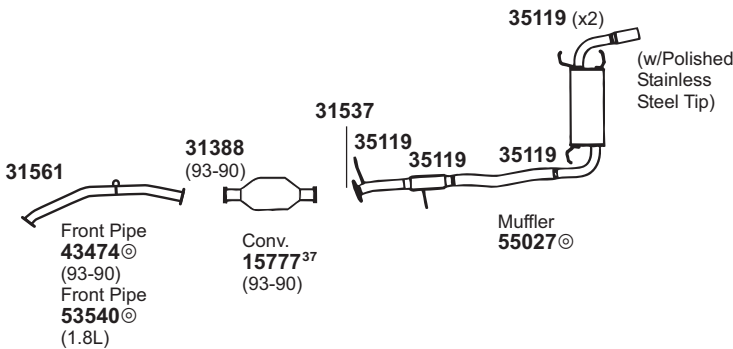
For 56062: Univ. Conv. 93236#

(11260) 1997-96 4 CYL. MIATA w/1.8L ENG.



For 16088: Univ. Conv. 93236#

(11261) 1995-94 4 CYL. MIATA w/1.8L ENG.  
1993-90 4 CYL. MIATA w/1.6L ENG.



For 15777: Univ. Conv. 15036#

31307 Gskt.	31332 Gskt.	31367 Gskt.	31374 Gskt.	31388 Gskt.	31537 Gskt.	31561 Gskt.	35119 Insl.	35385 O-Ring	35725 Insl.						

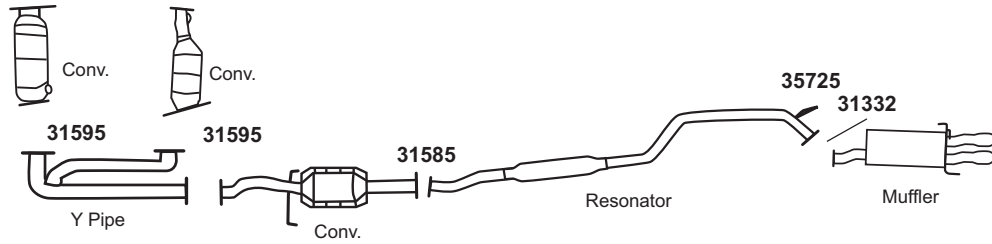
NOT LEGAL FOR SALE IN STATE OF CALIFORNIA  
IN NEW YORK STATE, CONVERTERS LISTED ARE LEGAL FOR FEDERAL/EPA EMISSION VEHICLES ONLY

⊙ Air Gap Pipe. Appearance may be different than O.E. Pipe. Air space between Pipes acts as a Heat Insulator.

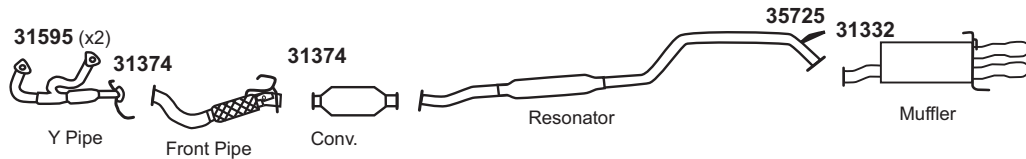
10 Fits Federal/EPA Emission Vehicles.  
37 Fits All Emissions Vehicles.

# MAZDA Millenia

(11262) 1995 6 CYL. MILLENIA w/2.3L ENG.



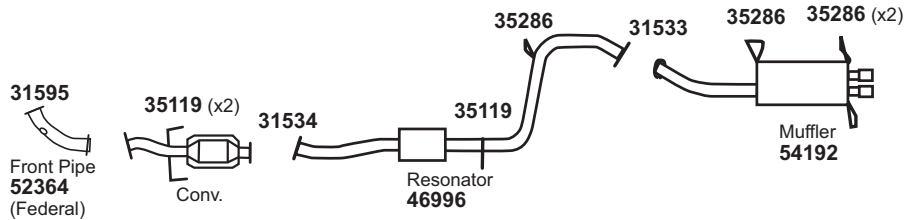
(11263) 1995 6 CYL. MILLENIA w/2.5L ENG.



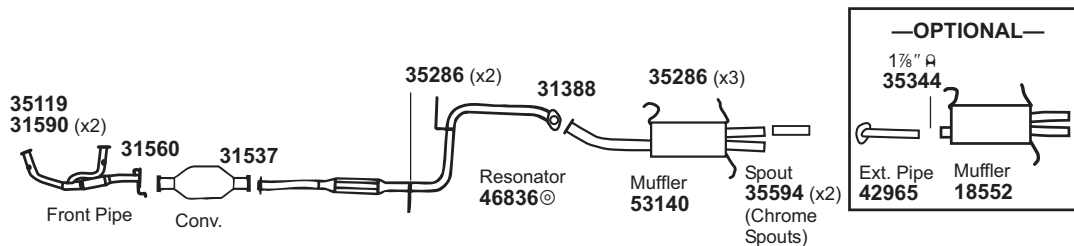
## MAZDA Multi-Purpose Van (MPV) (See Truck Section)

# MAZDA MX-3

(11264) 1995-94 4 CYL. MX-3 w/1.6L ENG.



(11265) 1994-92 6 CYL. MX-3 w/1.8L ENG.



31332 Gskt.	31374 Gskt.	31388 Gskt.	31533 Gskt.	31534 Gskt.	31537 Gskt.	31560 Gskt.	31585 Gskt.	31590 Gskt.	31595 Gskt.	35119 Insl.	35286 Insl.	35725 Insl.	

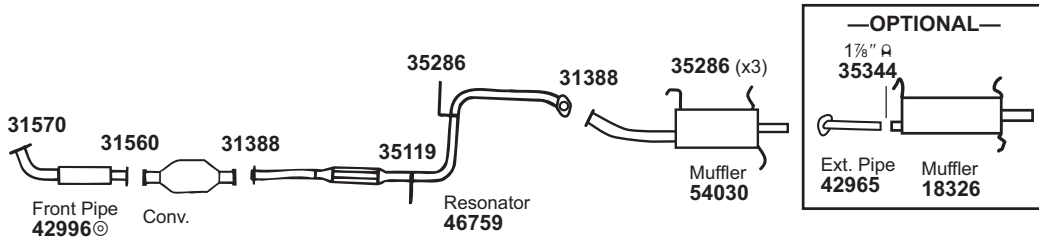
NOT LEGAL FOR SALE IN STATE OF CALIFORNIA  
IN NEW YORK STATE, CONVERTERS LISTED ARE LEGAL FOR FEDERAL/EPA EMISSION VEHICLES ONLY

© Air Gap Pipe. Appearance may be different than O.E. Pipe. Air space between Pipes acts as a Heat Insulator.

- GENERAL INFORMATION
- PASSENGER CAR
- LIGHT TRUCK
- MUFFLER SPECS.
- OPTIONAL MUFFLERS
- CONVERTER SPECS.
- ACCESSORIES
- FOOTNOTES

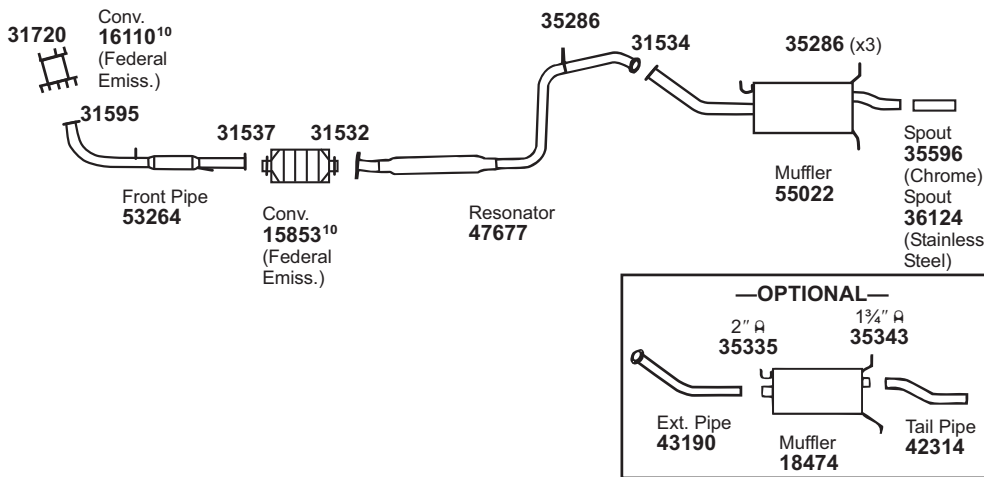
# MAZDA MX-3

(11266) 1993-92 4 CYL. MX-3 w/1.6L ENG.



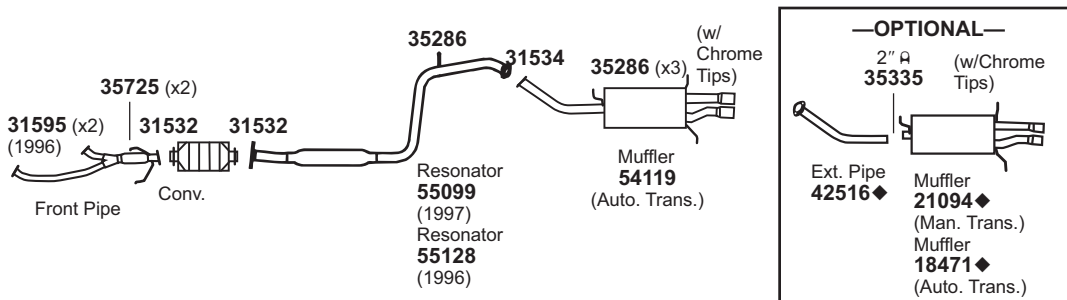
# MAZDA MX-6

(11267) 1997-96 4 CYL. MX-6 w/2.0L ENG.



For 15853: Univ. Conv. 93236#  
For 47677: SoundFX 18873

(11268) 1997-96 6 CYL. MX-6 w/2.5L ENG.



31388 Gskt.	31532 Gskt.	31534 Gskt.	31537 Gskt.	31560 Gskt.	31570 Gskt.	31595 Gskt.	31720 Gskt.	35119 Insl.	35286 Insl.	35725 Insl.			

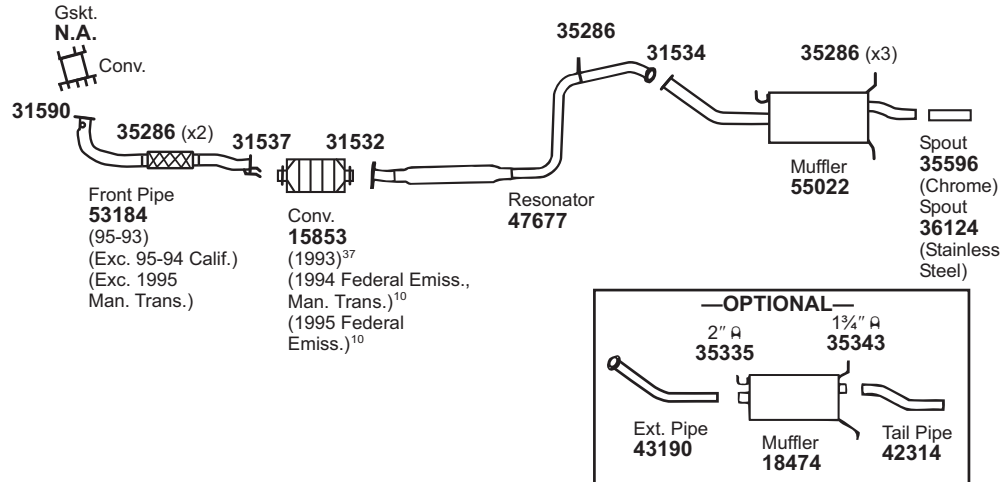
NOT LEGAL FOR SALE IN STATE OF CALIFORNIA  
IN NEW YORK STATE, CONVERTERS LISTED ARE LEGAL FOR FEDERAL/EPA EMISSION VEHICLES ONLY

♦ If welded assembly, replace all required parts.  
Ⓞ Air Gap Pipe. Appearance may be different than O.E. Pipe. Air space between Pipes acts as a Heat Insulator.

# Modifications and/or additional parts required.  
10 Fits Federal/EPA Emission Vehicles.

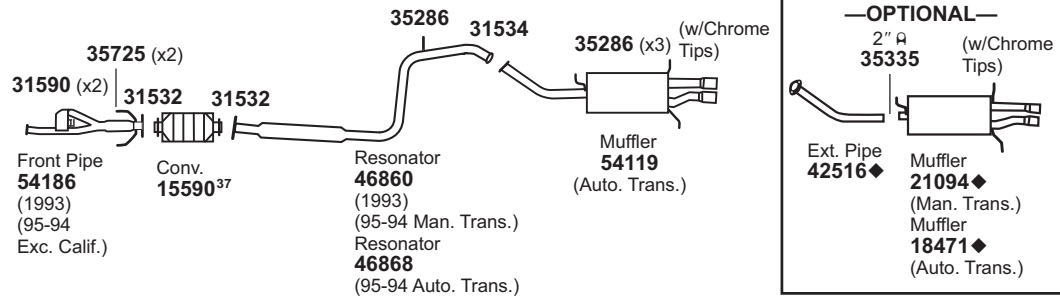
# MAZDA MX-6

(11269) 1995-93 4 CYL. MX-6 w/2.0L ENG.



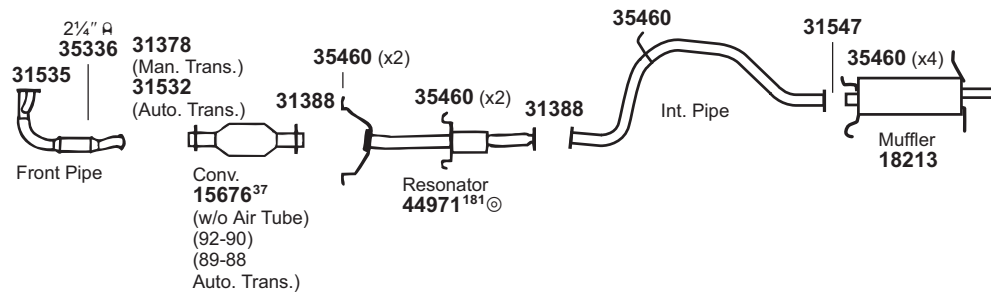
For 15853: Univ. Conv. 93236#  
For 47677: SoundFX 18873

(11270) 1995-93 6 CYL. MX-6 w/2.5L ENG.



For 15590: Univ. Conv. 93236#

(11271) 1992-88 4 CYL. MX-6 w/2.2L ENG. (EXC. TURBO) (EXC. 4 WHEEL STEER)



For 15676: Univ. Conv. 15036#

31378 Gskt.	31388 Gskt.	31532 Gskt.	31534 Gskt.	31535 Gskt.	31537 Gskt.	31547 Gskt.	31590 Gskt.	35286 Insl.	35460 Insl.	35725 Insl.			

NOT LEGAL FOR SALE IN STATE OF CALIFORNIA  
IN NEW YORK STATE, CONVERTERS LISTED ARE LEGAL FOR FEDERAL/EPA EMISSION VEHICLES ONLY

- ♦ If welded assembly, replace all required parts.
- © Air Gap Pipe. Appearance may be different than O.E. Pipe. Air space between Pipes acts as a Heat Insulator.
- # Modifications and/or additional parts required.

- 10 Fits Federal/EPA Emission Vehicles.
- 37 Fits All Emissions Vehicles.
- 181 The wire Bracket welded on the front of Resonator is not used on this application, for 1990 Models.

GENERAL INFORMATION

PASSENGER CAR

LIGHT TRUCK

MUFFLER SPECS.

OPTIONAL MUFFLERS

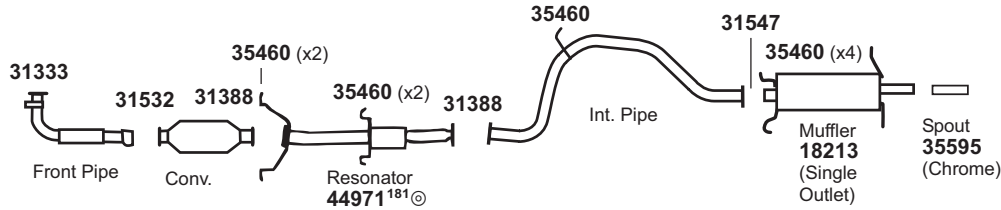
CONVERTER SPECS.

ACCESSORIES

FOOTNOTES

# MAZDA MX-6

(11272) 1992-88 4 CYL. MX-6 w/2.2L TURBO ENG. (EXC. 4 WHEEL STEER)

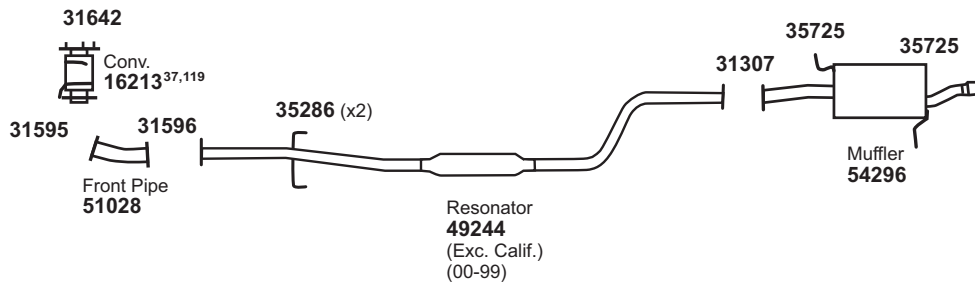


# MAZDA Navajo (See Truck Section)

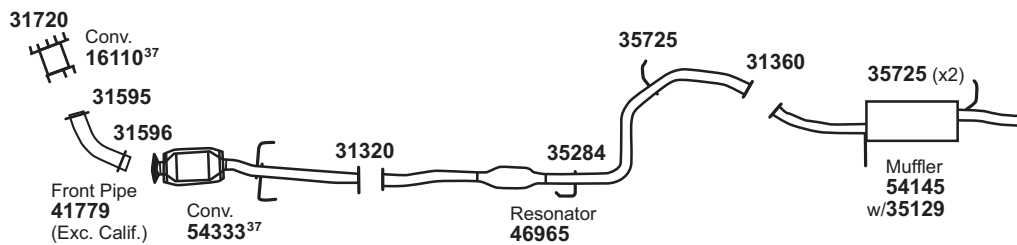
# MAZDA Protege

For 1990-94 Protégé Wagon, See Mazda 323

(11273) 2001-99 4 CYL. PROTEGE w/1.6L ENG.  
2000-99 4 CYL. PROTEGE w/1.8L ENG.

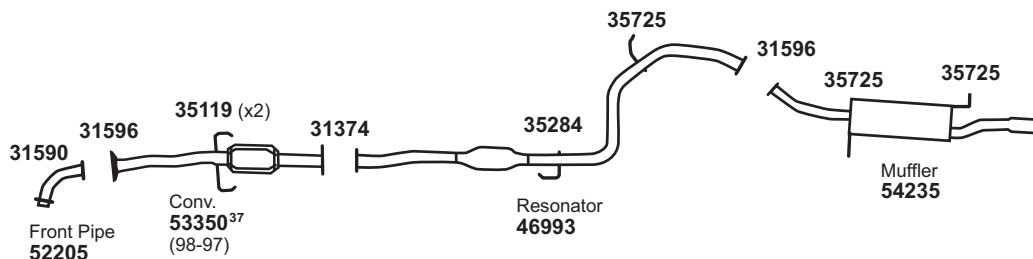


(11274) 1998-96 4 CYL. PROTEGE w/1.5L ENG.



For 54145: SoundFX 18580  
For 54333: Univ. Conv. 15036#

(11275) 1998-96 4 CYL. PROTEGE w/1.8L ENG.



For 53350: Univ. Conv. 93251#

31307 Gskt.	31320 Gskt.	31333 Gskt.	31360 Gskt.	31374 Gskt.	31388 Gskt.	31532 Gskt.	31547 Gskt.	31590 Gskt.	31595 Gskt.	31596 Gskt.	31642 Gskt.	31720 Gskt.	35119 Insl.

NOT LEGAL FOR SALE IN STATE OF CALIFORNIA  
IN NEW YORK STATE, CONVERTERS LISTED ARE LEGAL FOR FEDERAL/EPA EMISSION VEHICLES ONLY

© Air Gap Pipe. Appearance may be different than O.E. Pipe. Air space between Pipes acts as a Heat Insulator.

# Modifications and/or additional parts required.  
452 37 Fits All Emissions Vehicles.

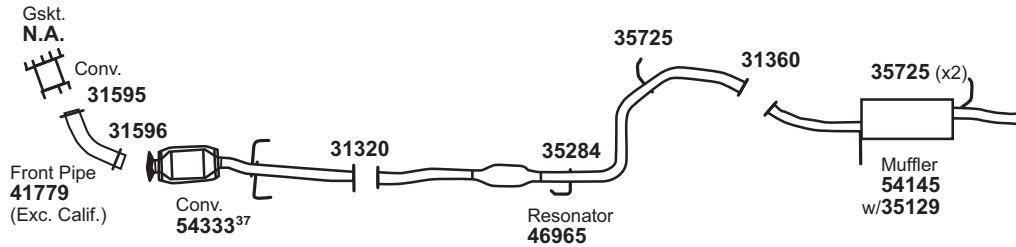
119 Reuse O.E. Heat Shield.

181 The wire Bracket welded on the front of Resonator is not used on this application, for 1990 Models.

# MAZDA Protege

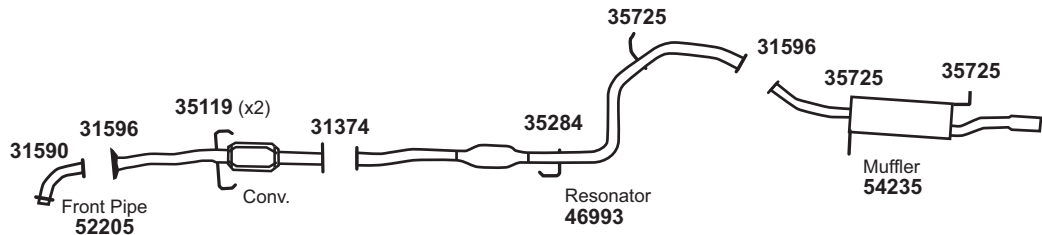
For 1990-94 Protégé Wagon, See Mazda 323

**(11276) 1995 4 CYL. PROTEGE w/1.5L ENG.**

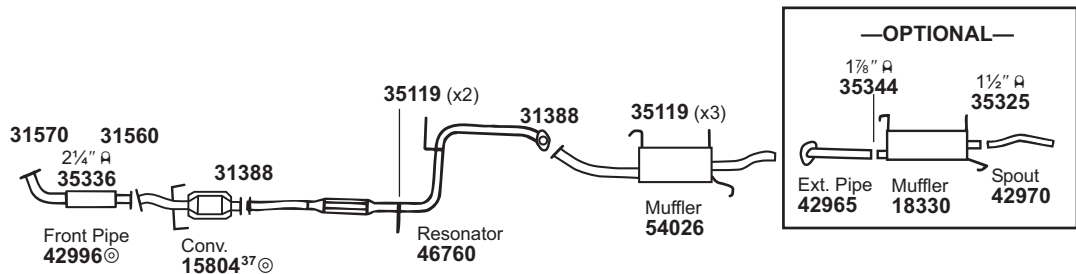


For 54145: SoundFX 18580  
For 54333: Univ. Conv. 15036#

**(11277) 1995 4 CYL. PROTEGE w/1.8L ENG.**

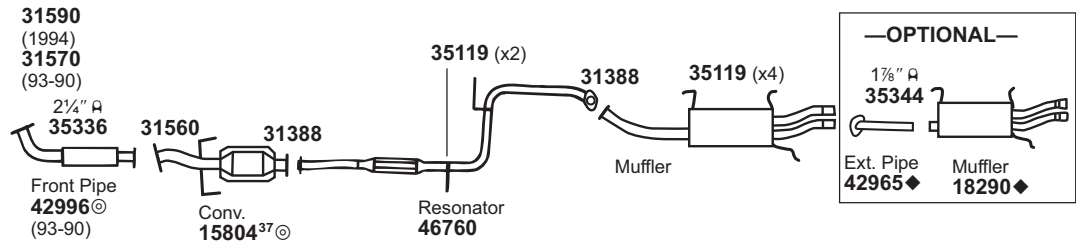


**(11278) 1994-90 4 CYL. PROTEGE SEDAN w/1.8L ENG., SOHC, F.W.D.**



For 15804: Univ. Conv. 15036#  
For 54026: SoundFX 18884

**(11279) 1994-90 4 CYL. PROTEGE SEDAN w/1.8L DOHC ENG.**



For 15804: Univ. Conv. 15036#

31320 Gskt.	31360 Gskt.	31374 Gskt.	31388 Gskt.	31560 Gskt.	31570 Gskt.	31590 Gskt.	31595 Gskt.	31596 Gskt.	35119 Insl.	35129 Bolt Kit	35284 Insl.	35725 Insl.

NOT LEGAL FOR SALE IN STATE OF CALIFORNIA  
IN NEW YORK STATE, CONVERTERS LISTED ARE LEGAL FOR FEDERAL/EPA EMISSION VEHICLES ONLY

◆ If welded assembly, replace all required parts.  
⊙ Air Gap Pipe. Appearance may be different than O.E. Pipe. Air space between Pipes acts as a Heat Insulator.

# Modifications and/or additional parts required.  
37 Fits All Emissions Vehicles.

GENERAL INFORMATION

PASSENGER CAR

LIGHT TRUCK

MUFFLER SPECS.

OPTIONAL MUFFLERS

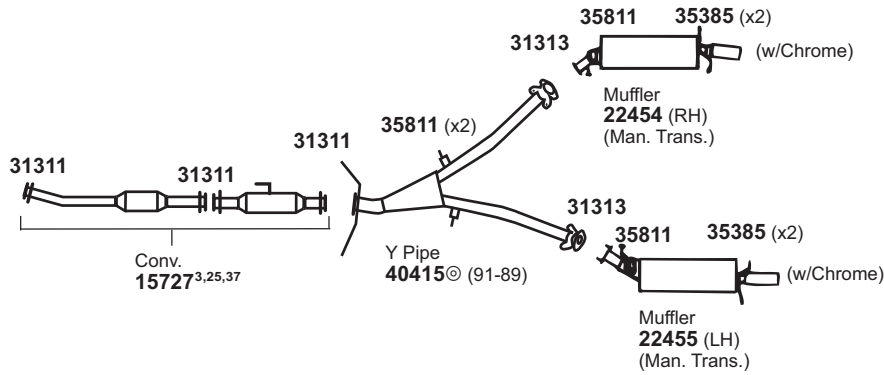
CONVERTER SPECS.

ACCESSORIES

FOOTNOTES

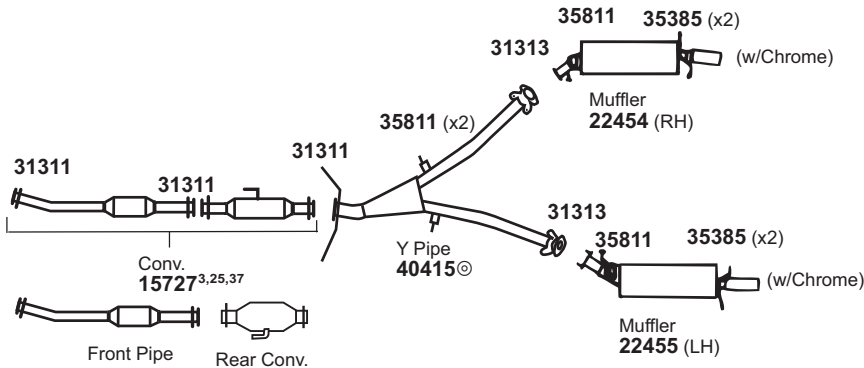
# MAZDA RX Series

(11280) 1991-89 RX-7 COUPE & CONVERTIBLE w/1.3L ROTARY ENG. (EXC. TURBO)



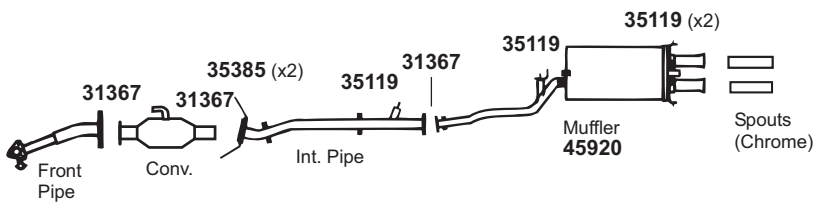
For 22454: Super Turbo 17768<sup>576</sup>  
 For 22455: Super Turbo 17768<sup>576</sup>

(11281) 1988-86 RX-7 w/1.3L ROTARY ENG. (EXC. TURBO)



For 22454: Super Turbo 17768<sup>576</sup>  
 For 22455: Super Turbo 17768<sup>576</sup>

(11282) 1985-83 RX-7 w/1.1L ROTARY ENG., 4BBL



31311 Gskt.	31313 Gskt.	31367 Gskt.	35119 Insl.	35385 O-Ring	35811 Insl.										

NOT LEGAL FOR SALE IN STATE OF CALIFORNIA  
 IN NEW YORK STATE, CONVERTERS LISTED ARE LEGAL FOR FEDERAL/EPA EMISSION VEHICLES ONLY

⊙ Air Gap Pipe. Appearance may be different than O.E. Pipe. Air space between Pipes acts as a Heat Insulator.

3 May require 35574 Air Tube Kit for installation.

25 Replaces multiple O.E. Converters. Only failed Converters may be replaced. See Catalytic Converter Installation Guide.

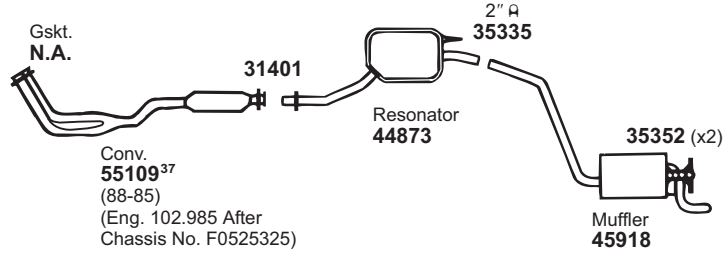
37 Fits All Emissions Vehicles.

576 For installation instructions and additional parts required, see the Cross Reference Chart in the Master Catalog.

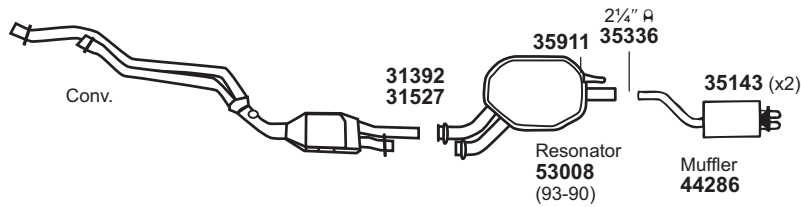


# MERCEDES BENZ 190 Series

(11283) 1993-84 4 CYL. 190E 4 DR. SEDAN, CHASSIS NO. 201.024, 201.028 w/2.3L GAS ENG. (EXC. 16 VALVE)

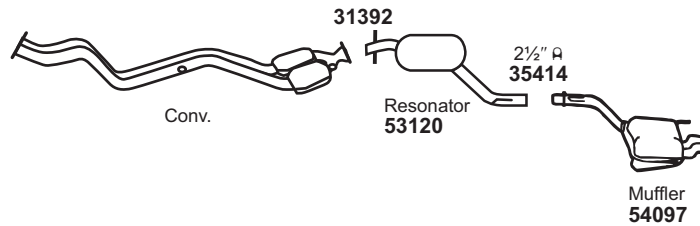


(11284) 1993-87 6 CYL. 190E SEDAN w/2.6L GAS ENG.

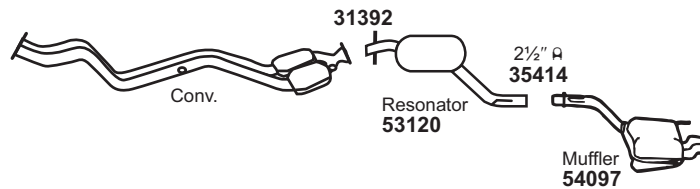


# MERCEDES BENZ 220 Series

(11285) 1996 4 CYL. C220 w/2.2L ENG., SEDAN

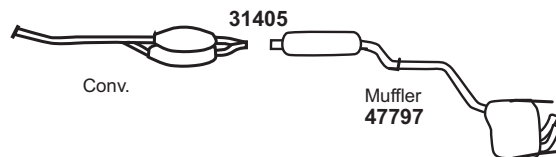


(11286) 1995-94 4 CYL. C220 SEDAN w/2.2L ENG.



# MERCEDES BENZ 230 Series

(11287) 2000-99 4 CYL. C230 w/2.3L ENG.



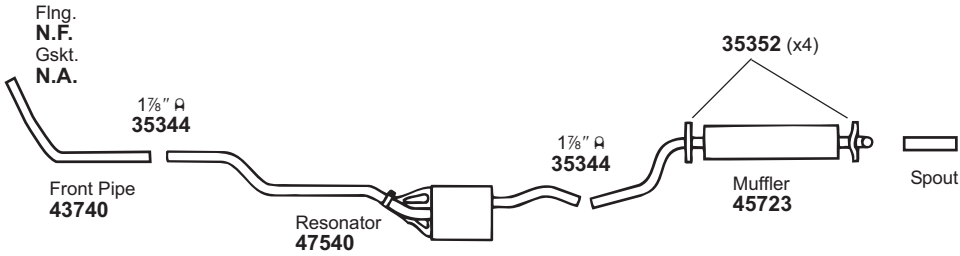
31392 Gskt.	31401 Gskt.	31405 Gskt.	31527 Gskt.	35143 Insl.	35352 Insl.	35911 Hngr.								

NOT LEGAL FOR SALE IN STATE OF CALIFORNIA  
IN NEW YORK STATE, CONVERTERS LISTED ARE LEGAL FOR FEDERAL/EPA EMISSION VEHICLES ONLY

- GENERAL INFORMATION
- PASSENGER CAR
- LIGHT TRUCK
- MUFFLER SPECS.
- OPTIONAL MUFFLERS
- CONVERTER SPECS.
- ACCESSORIES
- FOOTNOTES

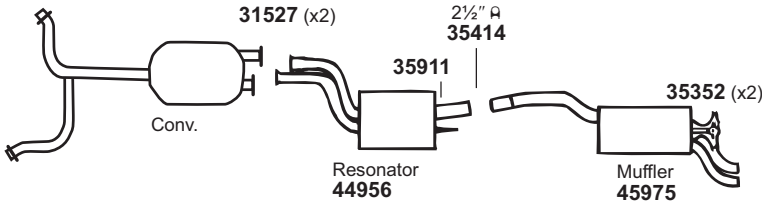
# MERCEDES BENZ 240D (Diesel) Series

(11288) 1983-76 4 CYL. 240D SEDAN, CHASSIS NO. 123.123 SER. 000001 & UP, ENG. 616912



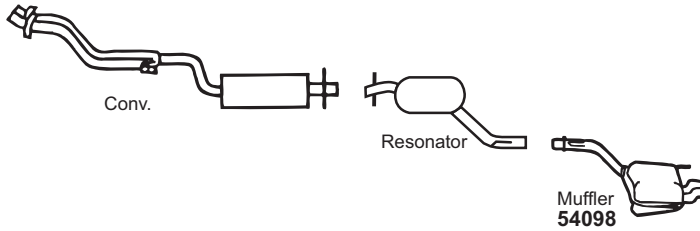
# MERCEDES BENZ 260 Series

(11289) 1989-87 6 CYL. 260E 4DR. SEDAN, CHASSIS NO. 124.026 w/2.6L ENG.

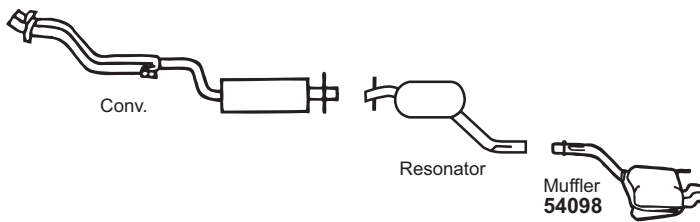


# MERCEDES BENZ 280 Series

(11290) 1997-96 6 CYL. C280 w/2.8L ENG., SEDAN

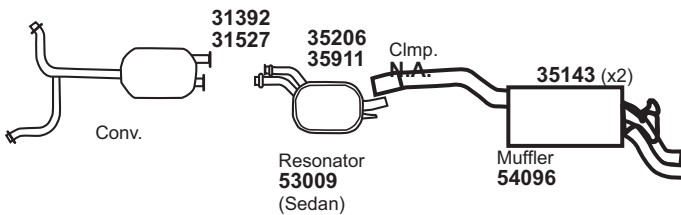


(11291) 1995-94 6 CYL. C280 SEDAN w/2.8L ENG.



# MERCEDES BENZ 300 Series

(11292) 1993 6 CYL. 300E w/3.2L ENG.  
1993 6 CYL. 300 CE COUPE & CONVERTIBLE w/3.2L ENG.

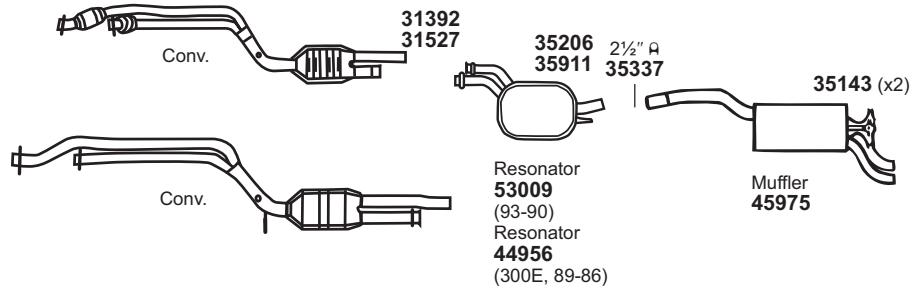


31392 Gskt.	31527 Gskt.	35143 Insl.	35206 Insl.	35352 Insl.	35911 Hngr.														

NOT LEGAL FOR SALE IN STATE OF CALIFORNIA  
IN NEW YORK STATE, CONVERTERS LISTED ARE LEGAL FOR FEDERAL/EPA EMISSION VEHICLES ONLY

# MERCEDES BENZ 300 Series

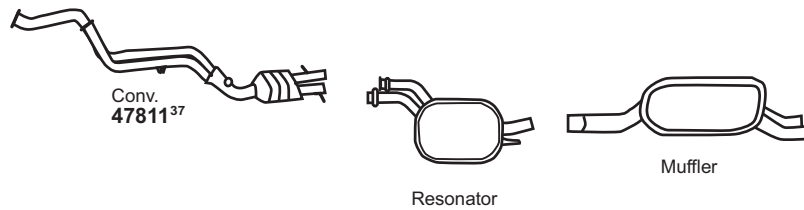
(11293)	1993-90	6 CYL.	300E 4 MATIC SEDAN w/3.0L GAS ENG.
	1993-86	6 CYL.	300E SEDAN w/2.6L, 3.0L GAS ENG.
	1989-88	6 CYL.	300CE w/3.0L GAS ENG., CHASSIS NO. 124.050



GENERAL INFORMATION

PASSENGER CAR

(11294)	1993-90	6 CYL.	300SL w/3.0L ENG.
---------	---------	--------	-------------------

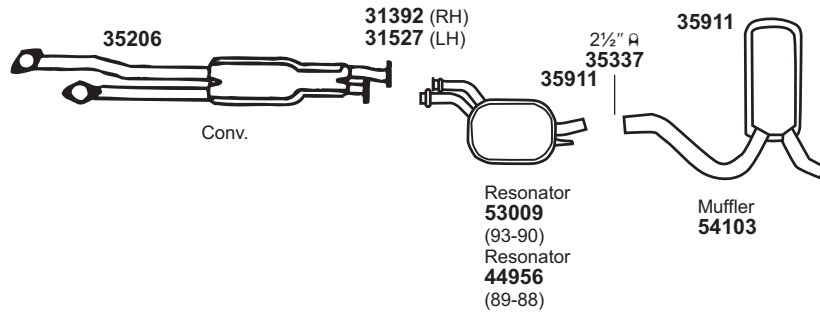


For 47811: Univ. Conv. 15021#

LIGHT TRUCK

MUFFLER SPECS.

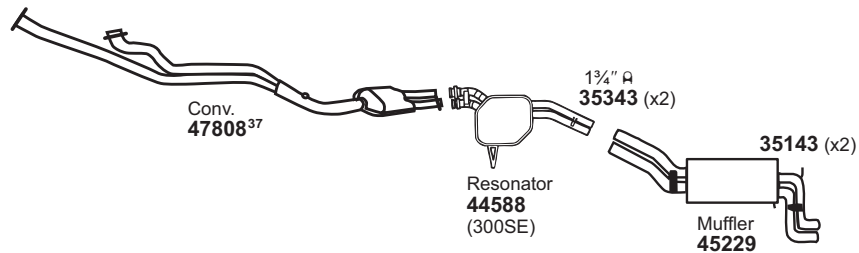
(11295)	1993-88	6 CYL.	300TE WAGON w/3.0L ENG.
---------	---------	--------	-------------------------



OPTIONAL MUFFLERS

CONVERTER SPECS.

(11296)	1991-88	6 CYL.	300 SE 4 DR. SEDAN w/3.0L ENG.
	1991-88	6 CYL.	300 SEL 4 DR. SEDAN w/3.0L ENG., CHASSIS NO. 126.025



ACCESSORIES

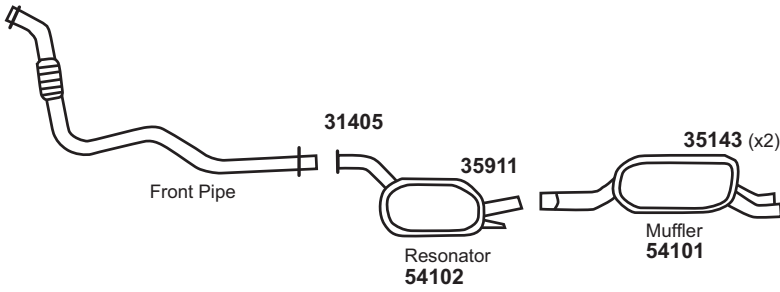
FOOTNOTES

31392 Gskt.	31527 Gskt.	35143 Insl.	35206 Insl.	35911 Hngr.															

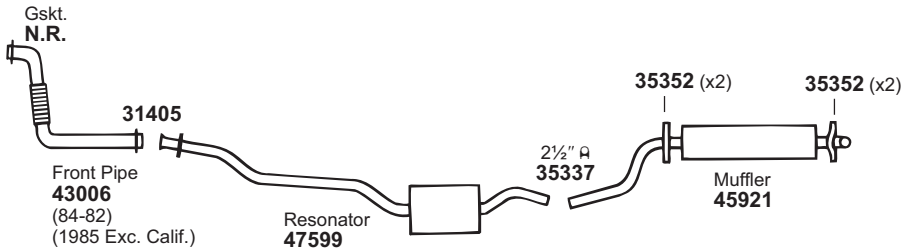
NOT LEGAL FOR SALE IN STATE OF CALIFORNIA  
IN NEW YORK STATE, CONVERTERS LISTED ARE LEGAL FOR FEDERAL/EPA EMISSION VEHICLES ONLY

# MERCEDES BENZ 300D (Diesel) Series

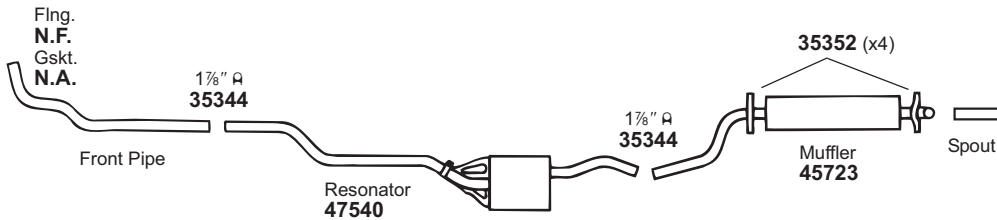
(11297) 1993-90 5 CYL. 300D w/2.5L TURBO ENG.



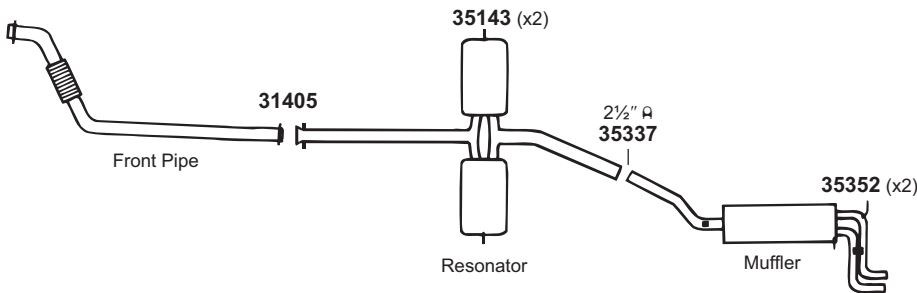
(11298) 1985-82 5 CYL. 300DT 4 DR. SEDAN, CHASSIS NO. 123.133, w/3.0L TURBOCHARGED DIESEL ENG.



(11299) 1981-77 5 CYL. 300D SEDAN, CHASSIS NO. 123.130, SER. NO. 000001 & UP, ENG. 617912



(11300) 1985-81 5 CYL. 300SD 4 DR. SEDAN, CHASSIS NO. 126.120, w/3.0L TURBOCHARGED DIESEL ENG. (EXC. 1985 CALIF. MODELS)

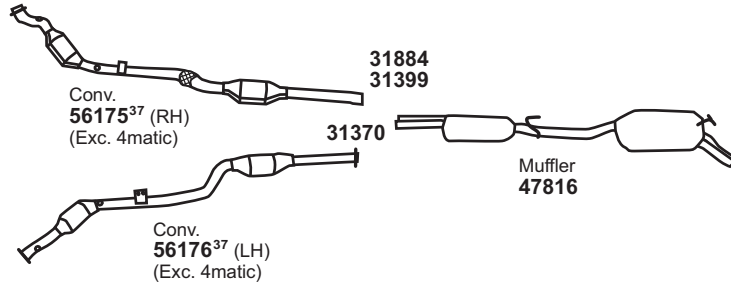


31405 Gskt.	35143 Insl.	35352 Insl.	35911 Hngr.																

NOT LEGAL FOR SALE IN STATE OF CALIFORNIA  
IN NEW YORK STATE, CONVERTERS LISTED ARE LEGAL FOR FEDERAL/EPA EMISSION VEHICLES ONLY

# MERCEDES BENZ 320 Series

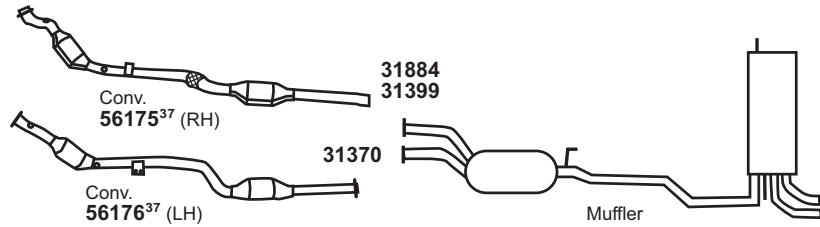
(11301) 2002-98 6 CYL. E320 w/3.2L ENG., SEDAN



GENERAL INFORMATION

PASSENGER CAR

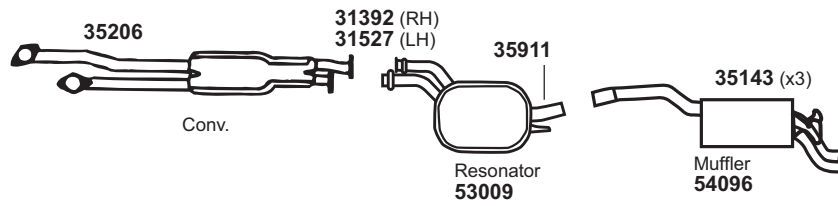
(11302) 2003-98 6 CYL. E320 w/3.2L ENG., STATION WAGON (EXC. 4MATIC)



LIGHT TRUCK

MUFFLER SPECS.

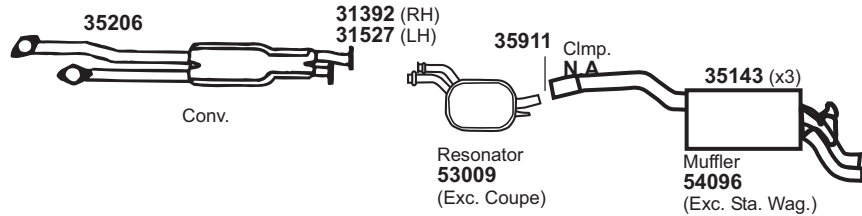
(11303) 1997-96 6 CYL. E320 w/3.2L ENG.



OPTIONAL MUFFLERS

CONVERTER SPECS.

(11304) 1995-94 6 CYL. E320 w/3.2L ENG.



ACCESSORIES

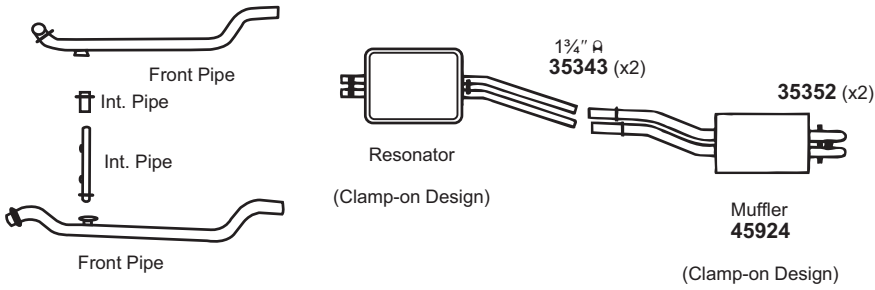
FOOTNOTES

31370 Gskt.	31392 Gskt.	31399 Gskt.	31527 Gskt.	31884 Flng.	35143 Insl.	35206 Insl.	35911 Hngr.								

NOT LEGAL FOR SALE IN STATE OF CALIFORNIA  
IN NEW YORK STATE, CONVERTERS LISTED ARE LEGAL FOR FEDERAL/EPA EMISSION VEHICLES ONLY

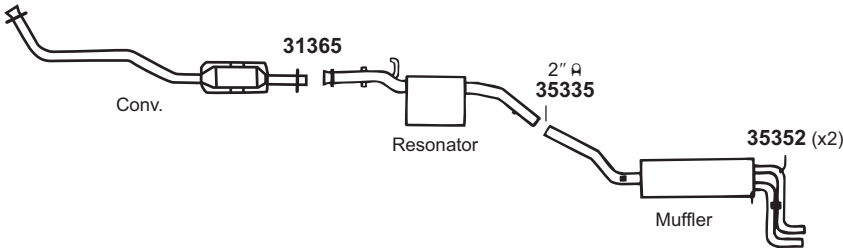
# MERCEDES BENZ 350 Series

(11305) 1972 8 CYL. 350SL CHASSIS 107.044, SER. 000001 TO 035423, ENG. 117.982 & 117.985

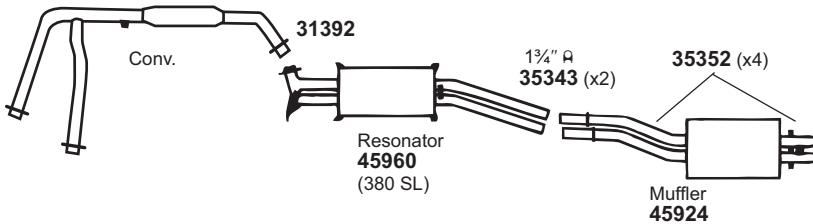


# MERCEDES BENZ 380 Series

(11306) 1985-84 8 CYL. 380SE SEDAN - CHASSIS NO. 126.032  
1983-82 8 CYL. 380SEC COUPE - CHASSIS NO. 126.043  
1983-81 8 CYL. 380SEL SEDAN - CHASSIS NO. 126.033

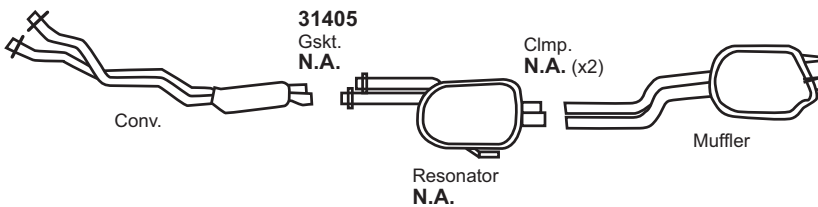


(11307) 1985-81 8 CYL. 380 SL/SLC CONVERTIBLE/COUPE, CHASSIS NO. 107.045, 107.025 w/3.8L GAS ENG.



# MERCEDES BENZ 400 Series

(11308) 1993-92 8 CYL. 400SEL w/4.2L ENG.

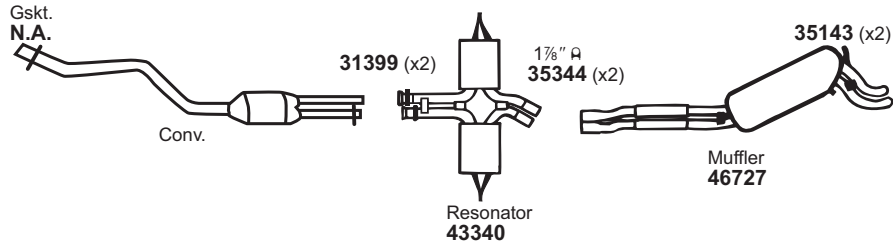


31365 Gskt.	31392 Gskt.	31405 Gskt.	35352 Insl.																

NOT LEGAL FOR SALE IN STATE OF CALIFORNIA  
IN NEW YORK STATE, CONVERTERS LISTED ARE LEGAL FOR FEDERAL/EPA EMISSION VEHICLES ONLY

# MERCEDES BENZ 400 Series

(11309) 1990-86 8 CYL. 420 SEL 4 DR. SEDAN, CHASSIS NO. 126.035 w/4.2L ENG.

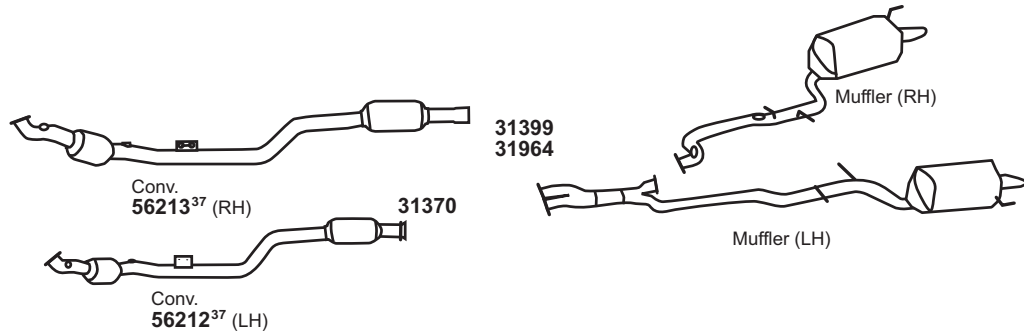


GENERAL INFORMATION

PASSENGER CAR

# MERCEDES BENZ 430 Series

(11310) 2006-00 8 CYL. S430 w/4.3L ENG.

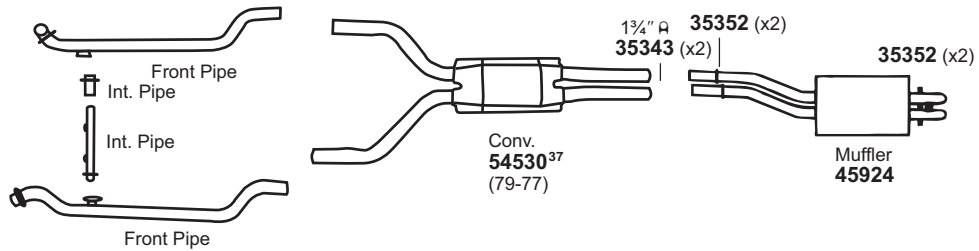


LIGHT TRUCK

MUFFLER SPECS.

# MERCEDES BENZ 450 Series

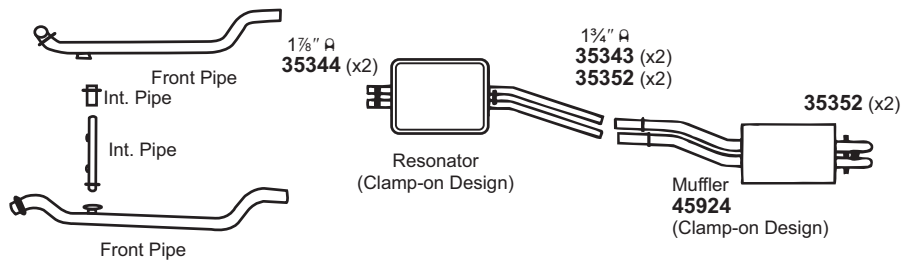
(11311) 1980-77 8 CYL. 450 SL CONVERTIBLE, CHASSIS NO. 107.044 AFTER SER. NO. 035423, 450 SLC COUPE, CHASSIS NO. 107.024 AFTER SER. NO. 015078



OPTIONAL MUFFLERS

CONVERTER SPECS.

(11312) 1977-72 8 CYL. 450 SL CONVERTIBLE, CHASSIS 107.044, SER. 000001 TO 035423, 450 SLC COUPE, CHASSIS 107.024, SER. 000001 TO 015078, ENG. 117.982 & 117.985



ACCESSORIES

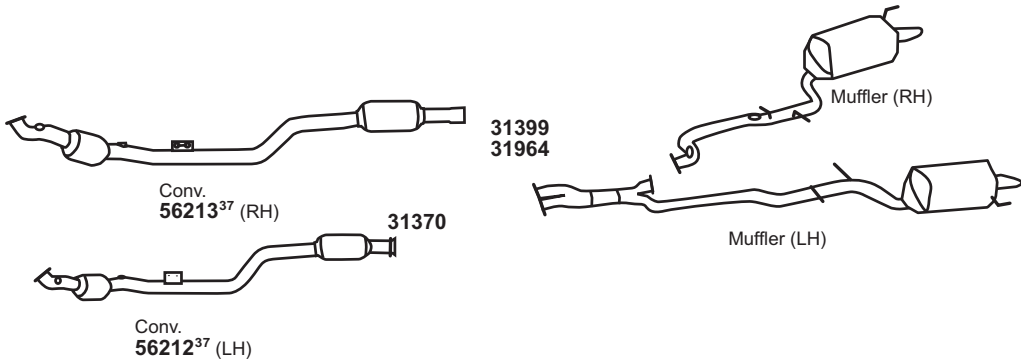
FOOTNOTES

31370 Gskt.	31399 Gskt.	31964 Flange	35143 Insl.	35352 Insl.									

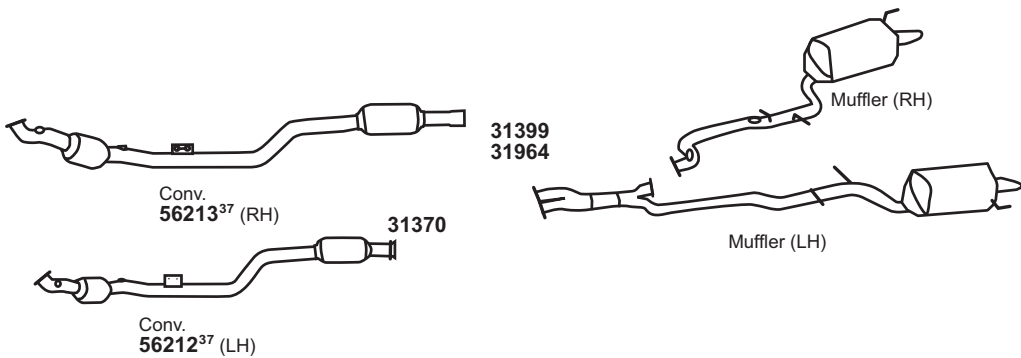
NOT LEGAL FOR SALE IN STATE OF CALIFORNIA  
IN NEW YORK STATE, CONVERTERS LISTED ARE LEGAL FOR FEDERAL/EPA EMISSION VEHICLES ONLY

# MERCEDES BENZ 500 Series

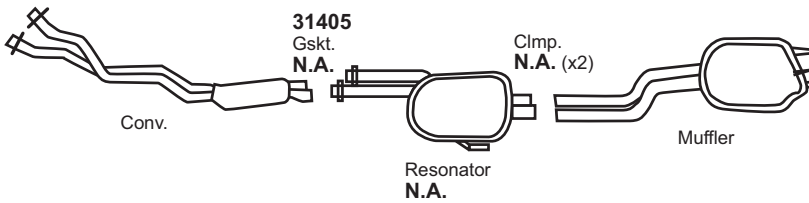
(11313) 2006-00 8 CYL. CL500 w/5.0L ENG.



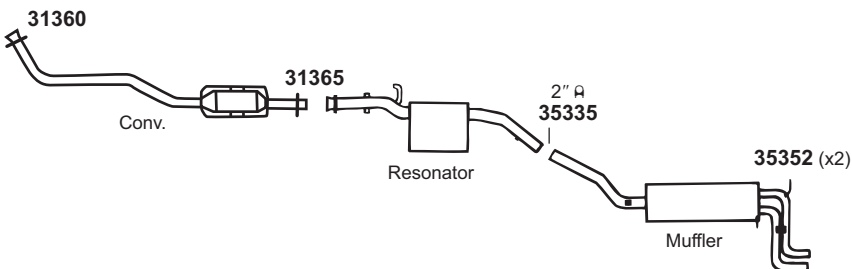
(11314) 2006-00 8 CYL. S500 w/5.0L ENG.



(11315) 1993-92 8 CYL. 500SEL w/5.0L ENG.



(11316) 1985-84 8 CYL. 500 SEC COUPE, CHASSIS NO. 126.044 w/5.0L ENG.  
1985-84 8 CYL. 500SEL SEDAN, CHASSIS NO. 126.037



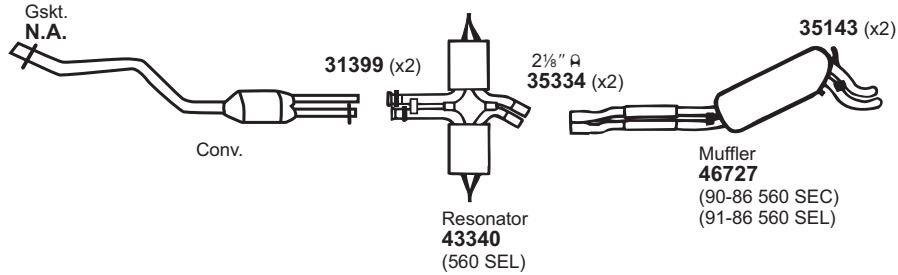
31360 Gskt.	31365 Gskt.	31370 Gskt.	31399 Gskt.	31405 Gskt.	31964 Flange	35352 Insl.								

NOT LEGAL FOR SALE IN STATE OF CALIFORNIA  
IN NEW YORK STATE, CONVERTERS LISTED ARE LEGAL FOR FEDERAL/EPA EMISSION VEHICLES ONLY



# MERCEDES BENZ 560 Series

(11317) 1991-86 8 CYL. 560 SEL SEDAN, CHASSIS NO. 126.039 w/5.6L ENG.  
 1991-86 8 CYL. 560 SEC COUPE CHASSIS NO. 126.045 w/5.6L ENG.

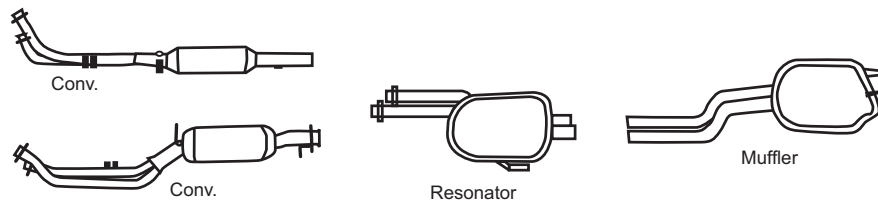


GENERAL INFORMATION

PASSENGER CAR

# MERCEDES BENZ SL600 Series

(11318) 1995 12 CYL. SL600 w/6.0L ENG.

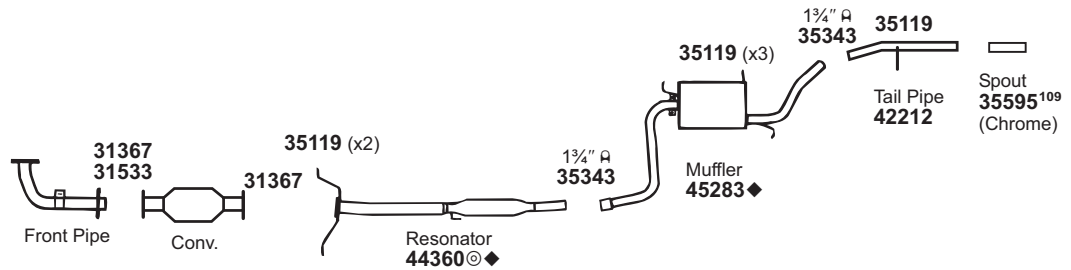


LIGHT TRUCK

MUFFLER SPECS.

# MERCURY Capri

(11319) 1994-91 4 CYL. CAPRI w/1.6L ENG.

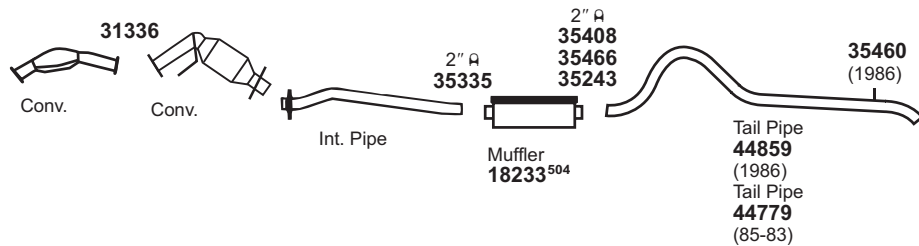


NOTE: Reuse rear section of O.E. Heat Shield.

OPTIONAL MUFFLERS

CONVERTER SPECS.

(11320) 1986-83 4 CYL. CAPRI w/2.3L ENG. (EXC. TURBO)



For 18233: Tru-Fit 18157<sup>504,507</sup>

Univ. SoundFX 17815#

Super Turbo 17736#

ACCESSORIES

FOOTNOTES

31336 Gskt.	31367 Gskt.	31399 Gskt.	31533 Gskt.	35119 Insl.	35143 Insl.	35243 Brkt.	35460 Insl.	35466 Insl.						

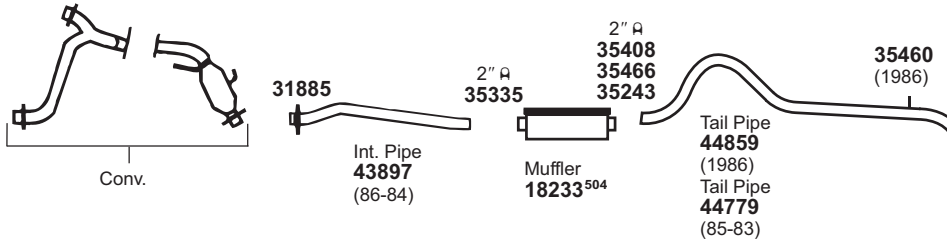
NOT LEGAL FOR SALE IN STATE OF CALIFORNIA  
 IN NEW YORK STATE, CONVERTERS LISTED ARE LEGAL FOR FEDERAL/EPA EMISSION VEHICLES ONLY

- ◆ If welded assembly, replace all required parts.
- ◎ Air Gap Pipe. Appearance may be different than O.E. Pipe. Air space between Pipes acts as a Heat Insulator.
- # Modifications and/or additional parts required.

- 109 For 1994 Turbo Models 35595 must be used and extended 1/4" past 42212 outlet end.
- 504 Requires 35569 Shield & (2) 35564 Straps.
- 507 Requires 35568 Bracket & (1) Extra 35408 (2") Clamp.

# MERCURY Capri

(11321) 1986-83 6 CYL. CAPRI w/3.8L ENG.

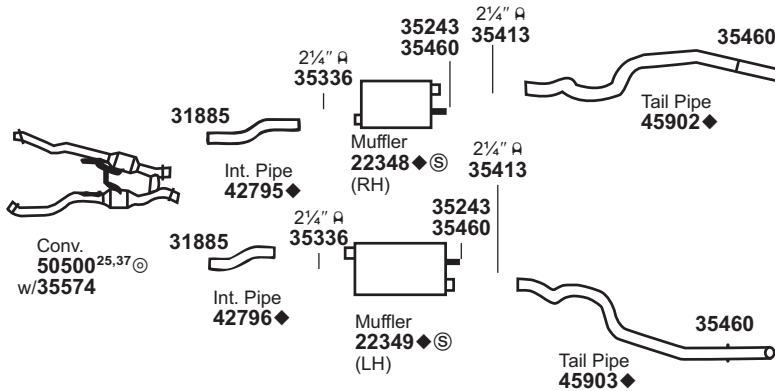


For 18233: Tru-Fit 18157<sup>504,507</sup>

Univ. SoundFX 17815#

Super Turbo 17736#

(11322) 1986 8 CYL. CAPRI w/5.0L ENG., DUAL EXHAUST



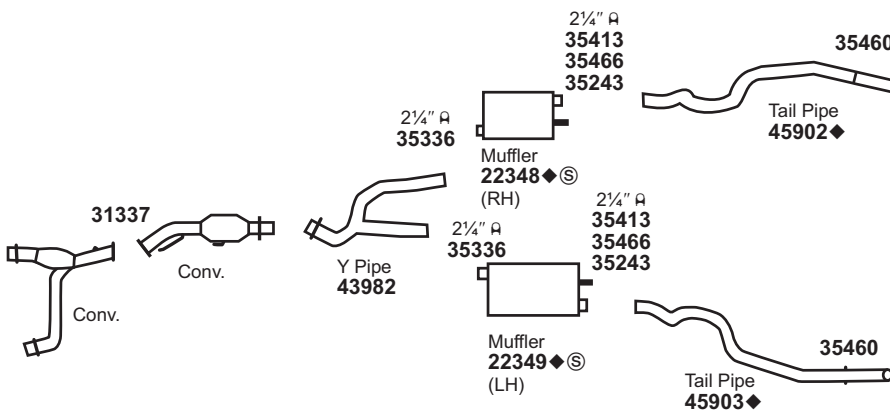
**DYNOMAX** SYSTEM AVAILABLE, See DynoMax Catalog

For 22348: Super Turbo 17732#

For 22349: SoundFX 18236

Super Turbo 17732#

(11323) 1985-84 8 CYL. CAPRI w/5.0L ENG.



For 22348: Super Turbo 17732#

For 22349: SoundFX 18236

Super Turbo 17732#

31337 Gskt.	31885 Flng.	35243 Brkt.	35460 Insl.	35466 Insl.															

**NOT LEGAL FOR SALE IN STATE OF CALIFORNIA  
IN NEW YORK STATE, CONVERTERS LISTED ARE LEGAL FOR FEDERAL/EPA EMISSION VEHICLES ONLY**

◆ If welded assembly, replace all required parts.

Ⓢ W/welded Heat Shield.

Ⓢ Air Gap Pipe. Appearance may be different than O.E. Pipe. Air space between Pipes acts as a Heat Insulator.

25 Replaces multiple O.E. Converters. Only failed Converters may be replaced. See Catalytic Converter Installation Guide.

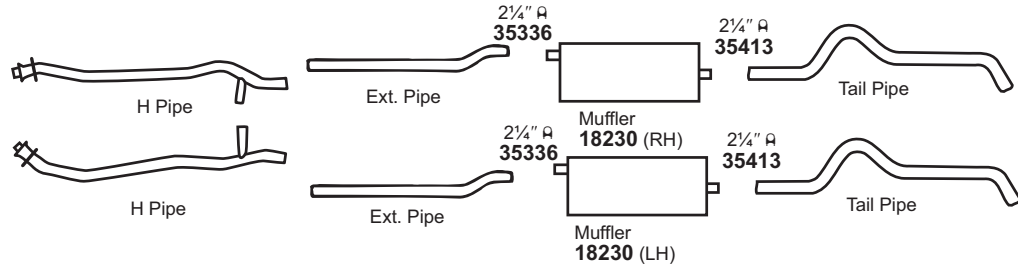
37 Fits All Emissions Vehicles.

504 Requires 35569 Shield & (2) 35564 Straps.

507 Requires 35568 Bracket & (1) Extra 35408 (2") Clamp.

# MERCURY Comet

(11324) 1969 8 CYL. COMET w/5.8L (351 C.I.D.), 6.4L (400 C.I.D.) ENG., DUAL EXHAUST

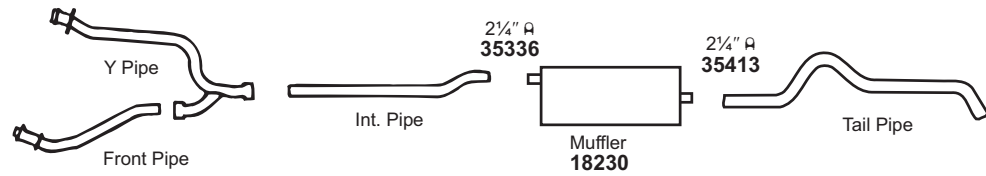


For 18230: Tru-Fit 18113      Univ. SoundFX 17808      Super Turbo 17747#

GENERAL INFORMATION

PASSENGER CAR

(11325) 1969 8 CYL. COMET w/5.8L (351 C.I.D.) ENG., 2BBL, SINGLE EXHAUST



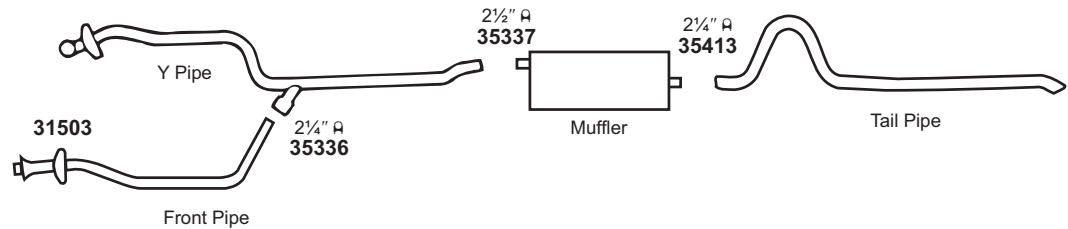
For 18230: Tru-Fit 18113      Univ. SoundFX 17808      Super Turbo 17747#

LIGHT TRUCK

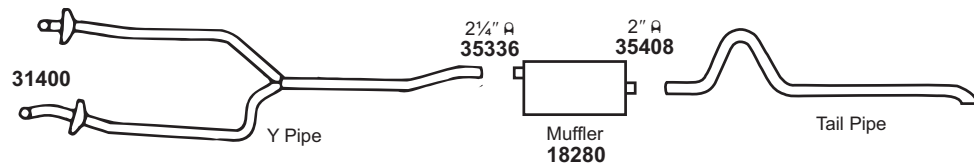
MUFFLER SPECS.

# MERCURY Commuter

(11326) 1968 8 CYL. COMMUTER STATION WAGON w/6.4L (390 C.I.D.). 2BBL, 7.0L (428 C.I.D.) ENG.  
1967 8 CYL. COMMUTER STATION WAGON w/6.4L (390 C.I.D.) ENG.



(11327) 1967 8 CYL. COMMUTER STATION WAGON w/6.7L (410 C.I.D.), 7.0L (428 C.I.D.) ENG.



For 18280: Tru-Fit 18111      Univ. SoundFX 17800      Super Turbo 17747#

OPTIONAL MUFFLERS

CONVERTER SPECS.

ACCESSORIES

FOOTNOTES

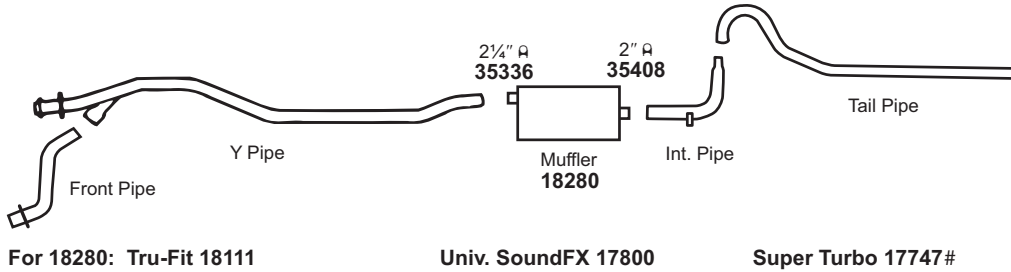
31400 Gskt.	31503 Gskt.																		
-------------	-------------	--	--	--	--	--	--	--	--	--	--	--	--	--	--	--	--	--	--

NOT LEGAL FOR SALE IN STATE OF CALIFORNIA  
IN NEW YORK STATE, CONVERTERS LISTED ARE LEGAL FOR FEDERAL/EPA EMISSION VEHICLES ONLY

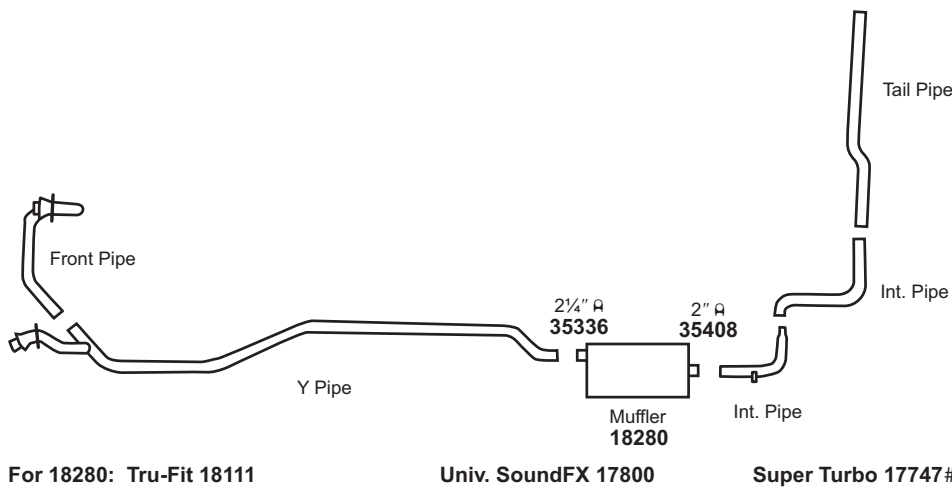
# Modifications and/or additional parts required.

# MERCURY Commuter

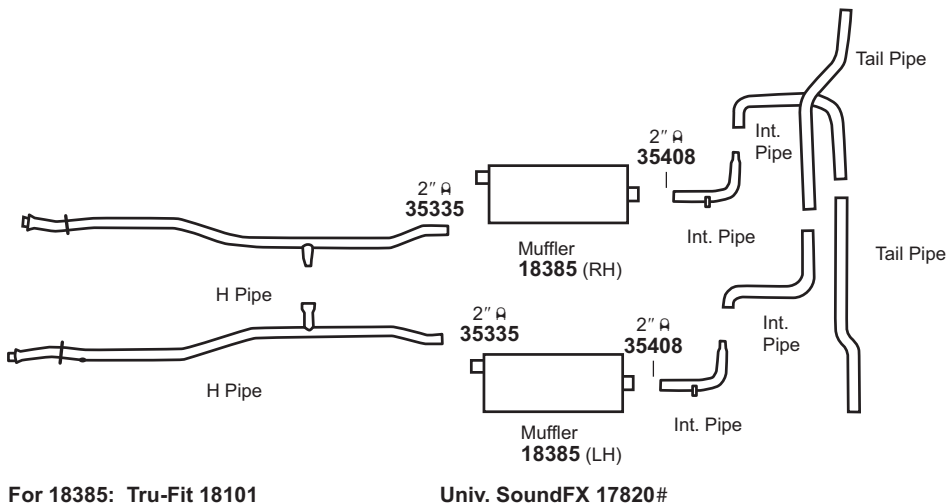
(11328) 1966 8 CYL. COMMUTER STATION WAGON w/6.4L (390 C.I.D.), 6.7L (410 C.I.D.), 7.0L (428 C.I.D.) ENG.



(11329) 1965 8 CYL. COMMUTER STATION WAGON w/6.4L (390 C.I.D.) ENG., 2BBL, SINGLE EXHAUST



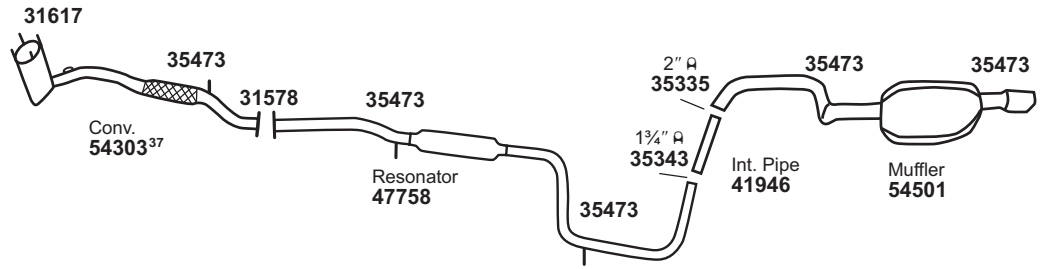
(11330) 1965 8 CYL. COMMUTER STATION WAGON w/6.4L (390 C.I.D.) ENG., 4BBL, DUAL EXHAUST



NOT LEGAL FOR SALE IN STATE OF CALIFORNIA  
 IN NEW YORK STATE, CONVERTERS LISTED ARE LEGAL FOR FEDERAL/EPA EMISSION VEHICLES ONLY

# MERCURY Cougar

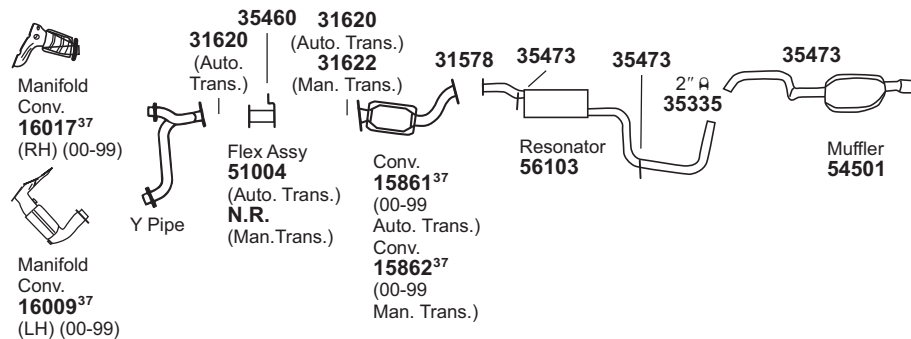
(11331) 2002-99 4 CYL. COUGAR w/2.0L ENG.



GENERAL INFORMATION

PASSENGER CAR

(11332) 2002-99 6 CYL. COUGAR w/2.5L ENG.



For 15861: Univ. Conv. 93304#  
For 15862: Univ. Conv. 93304#

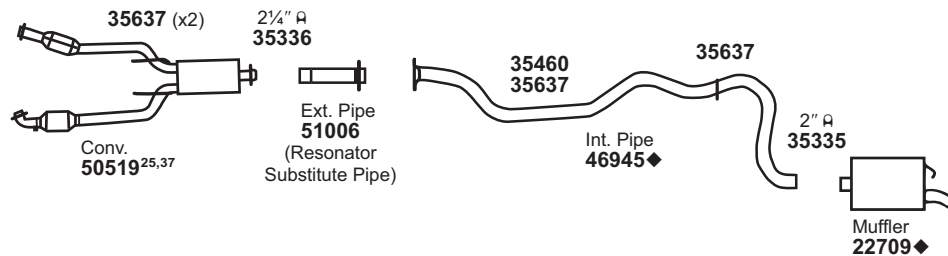
LIGHT TRUCK

MUFFLER SPECS.

OPTIONAL MUFFLERS

# MERCURY Cougar-XR7

(11333) 1997-96 6 CYL. COUGAR-XR7 w/3.8L ENG.



CONVERTER SPECS.

ACCESSORIES

FOOTNOTES

31578 Gskt.	31617 Gskt.	31620 Gskt.	31622 Gskt.	35460 Insl.	35473 Insl.	35637 Insl.									

NOT LEGAL FOR SALE IN STATE OF CALIFORNIA  
IN NEW YORK STATE, CONVERTERS LISTED ARE LEGAL FOR FEDERAL/EPA EMISSION VEHICLES ONLY

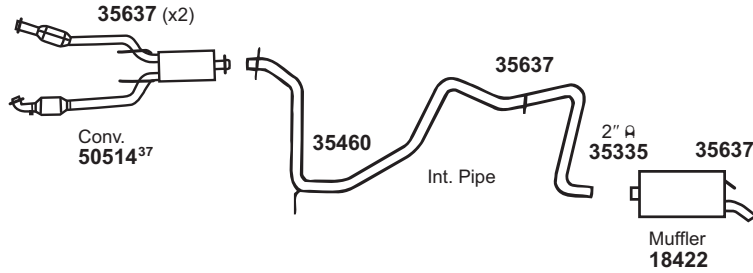
◆ If welded assembly, replace all required parts.  
# Modifications and/or additional parts required.

25 Replaces multiple O.E. Converters. Only failed Converters may be replaced. See Catalytic Converter Installation Guide.  
37 Fits All Emissions Vehicles.



# MERCURY Cougar-XR7

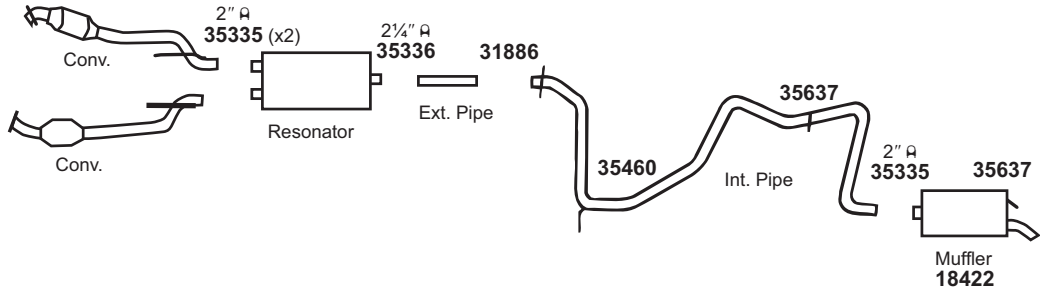
(11337) 1991 6 CYL. COUGAR w/3.8L ENG. (EXC. XR7)



GENERAL INFORMATION

PASSENGER CAR

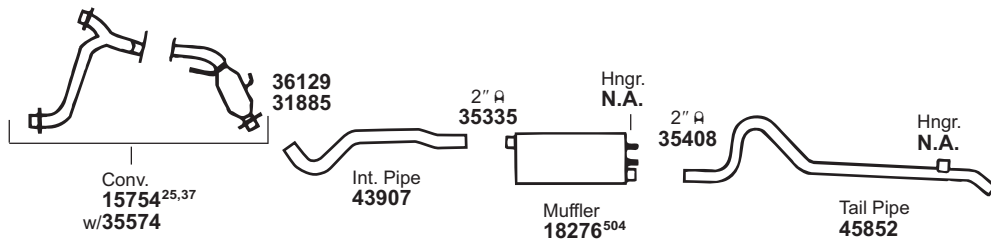
(11338) 1990-89 6 CYL. COUGAR w/3.8L ENG. (EXC. XR7)



LIGHT TRUCK

MUFFLER SPECS.

(11339) 1988-87 6-8 CYL. COUGAR, XR7 w/3.8L, 5.0L ENG., SINGLE EXHAUST

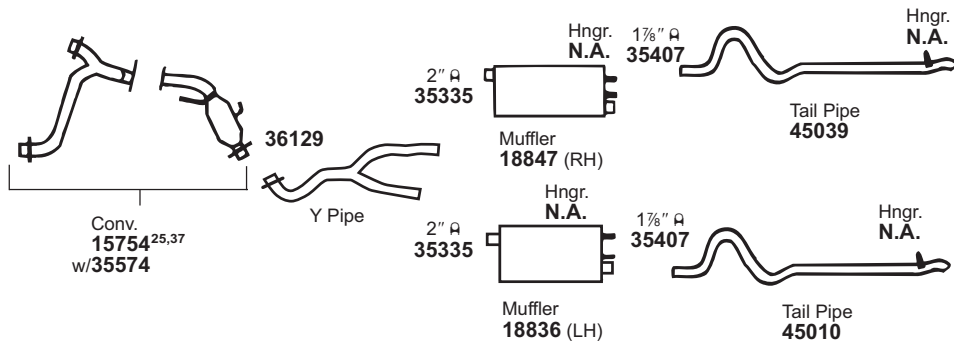


For 18276: Univ. SoundFX 17834# Super Turbo 17736#

OPTIONAL MUFFLERS

CONVERTER SPECS.

(11340) 1988 8 CYL. COUGAR, XR7 w/5.0L ENG., DUAL EXHAUST



For 18836: Super Turbo 17736#  
For 18847: Super Turbo 17736#

ACCESSORIES

FOOTNOTES

31885 Flng. 	31886 Flng. 	35460 Insl. 	35637 Insl. 	36129 Bolt Kit 															
--------------------	--------------------	--------------------	--------------------	-----------------------	--	--	--	--	--	--	--	--	--	--	--	--	--	--	--

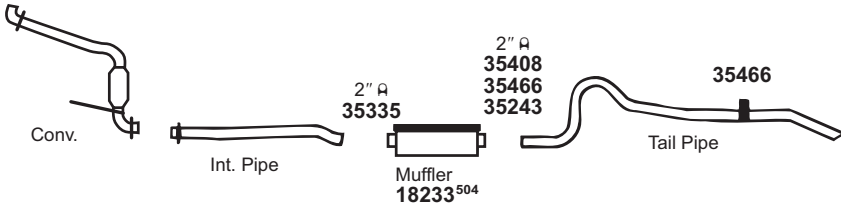
NOT LEGAL FOR SALE IN STATE OF CALIFORNIA  
IN NEW YORK STATE, CONVERTERS LISTED ARE LEGAL FOR FEDERAL/EPA EMISSION VEHICLES ONLY

# Modifications and/or additional parts required.  
25 Replaces multiple O.E. Converters. Only failed Converters may be replaced. See Catalytic Converter Installation Guide.

37 Fits All Emissions Vehicles.  
504 Requires 35569 Shield & (2) 35564 Straps.

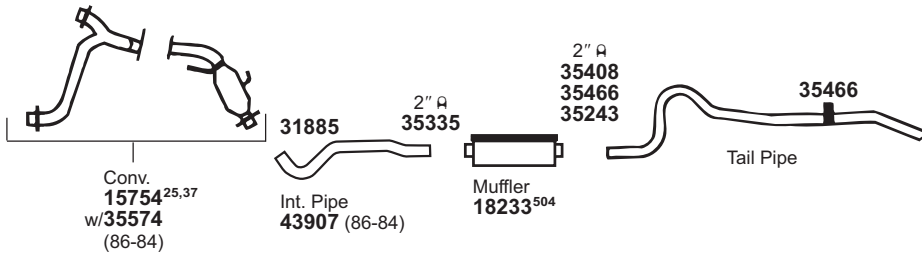
# MERCURY Cougar-XR7

(11341) 1986-84 4 CYL. COUGAR w/2.3L TURBO ENG.



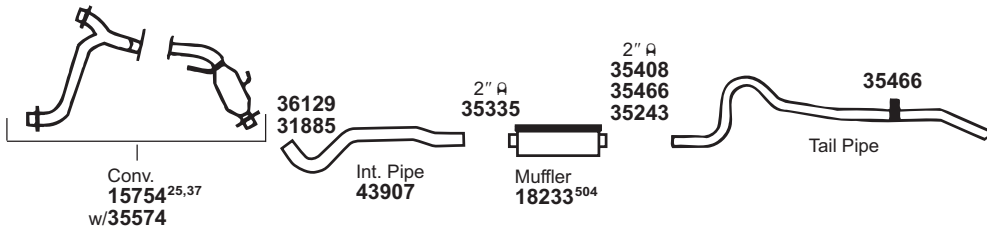
For 18233: Tru-Fit 18157<sup>504,507</sup> Univ. SoundFX 17815# Super Turbo 17736#

(11342) 1986-83 6 CYL. COUGAR w/3.8L ENG.



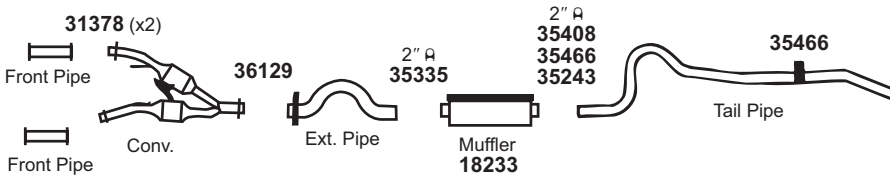
For 18233: Tru-Fit 18157<sup>504,507</sup> Univ. SoundFX 17815# Super Turbo 17736#

(11343) 1986 8 CYL. COUGAR w/5.0L ENG.



For 18233: Tru-Fit 18157<sup>504,507</sup> Univ. SoundFX 17815# Super Turbo 17736#

(11344) 1985-83 8 CYL. COUGAR w/5.0L ENG.



For 18233: Tru-Fit 18157<sup>504,507</sup> Univ. SoundFX 17815# Super Turbo 17736#

31378 Gskt.	31885 Fling.	35243 Brkt.	35466 Insl.	36129 Bolt Kit															

NOT LEGAL FOR SALE IN STATE OF CALIFORNIA  
IN NEW YORK STATE, CONVERTERS LISTED ARE LEGAL FOR FEDERAL/EPA EMISSION VEHICLES ONLY

# Modifications and/or additional parts required.

25 Replaces multiple O.E. Converters. Only failed Converters may be replaced. See Catalytic Converter Installation Guide.

37 Fits All Emissions Vehicles.

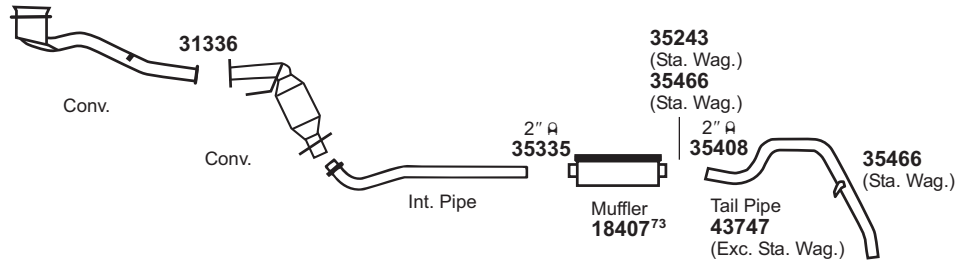
504 Requires 35569 Shield & (2) 35564 Straps.

507 Requires 35568 Bracket & (1) Extra 35408 (2") Clamp.



# MERCURY Cougar-XR7

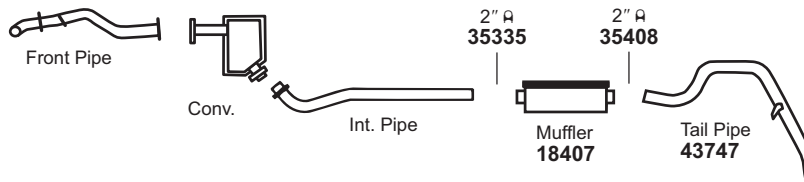
(11345) 1982 6 CYL. COUGAR w/3.3L ENG. (EXC. XR7)



NOTE: Reuse existing shields. If not reuseable, O.E. parts are required.

For 18407: Univ. SoundFX 17844# Super Turbo 17736#

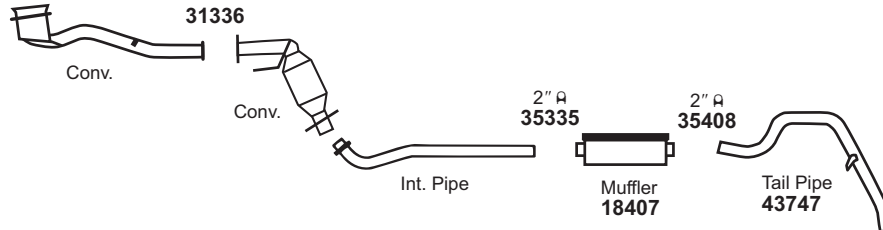
(11346) 1981 4 CYL. COUGAR w/2.3L ENG. (EXC. XR7)



NOTE: Reuse existing shields. If not reuseable, O.E. parts are required.

For 18407: Univ. SoundFX 17844# Super Turbo 17736#

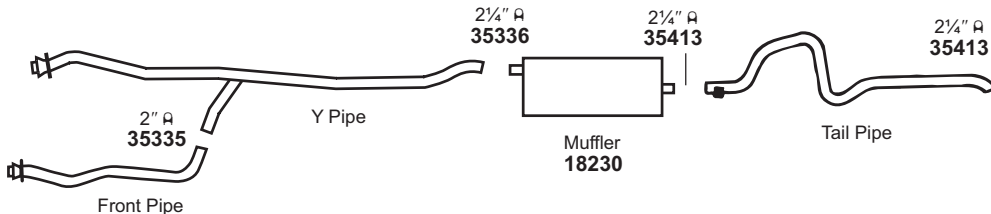
(11347) 1981 6 CYL. COUGAR w/3.3L ENG. (EXC. XR7)



NOTE: Reuse existing shields. If not reuseable, O.E. parts are required.

For 18407: Univ. SoundFX 17844# Super Turbo 17736#

(11348) 1974 8 CYL. COUGAR-XR7 w/5.8L (351 C.I.D.), 6.6L (400 C.I.D.) ENG.



For 18230: Tru-Fit 18113 Univ. SoundFX 17808 Super Turbo 17747#

31336 Gskt.	35243 Brkt.	35466 Insl.										

NOT LEGAL FOR SALE IN STATE OF CALIFORNIA  
IN NEW YORK STATE, CONVERTERS LISTED ARE LEGAL FOR FEDERAL/EPA EMISSION VEHICLES ONLY

GENERAL INFORMATION

PASSENGER CAR

LIGHT TRUCK

MUFFLER SPECS.

OPTIONAL MUFFLERS

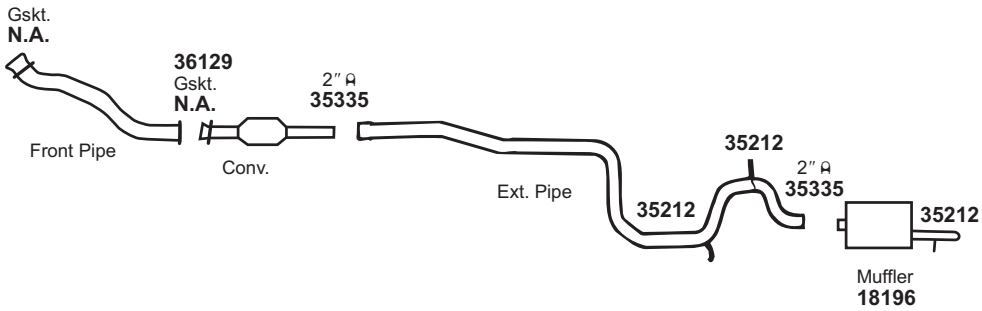
CONVERTER SPECS.

ACCESSORIES

FOOTNOTES

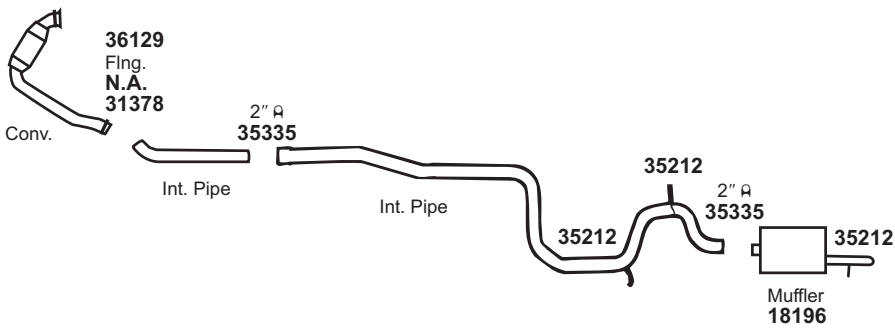
# MERCURY LN7

(11349) 1983 4 CYL. LN7 w/1.6L ENG. w/EFI & TURBO, ENG. CODE 5

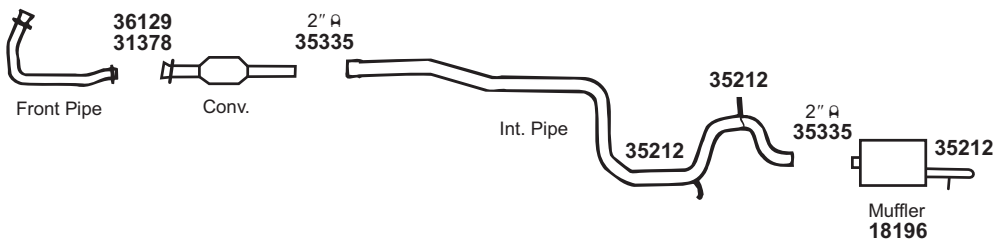


# MERCURY Lynx

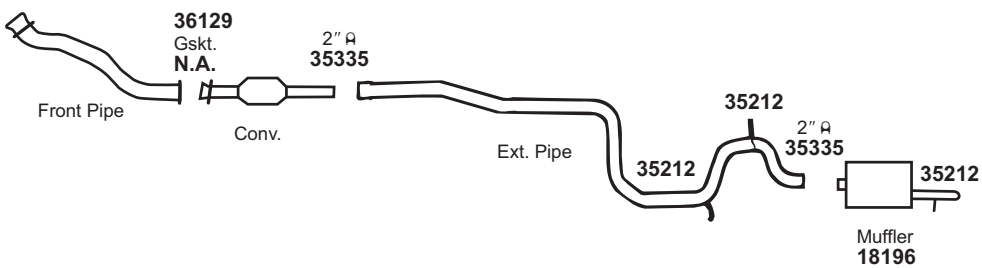
(11350) 1987 4 CYL. LYNX w/1.9L ENG. w/CENTRAL FUEL INJ.



(11351) 1987-86 4 CYL. LYNX w/1.9L ENG. (EXC. CENTRAL FUEL INJ.)



(11352) 1985-83 4 CYL. LYNX w/1.6L ENG., 2BBL, HIGH OUTPUT ENG. CODE 4  
 1984-83 4 CYL. LYNX w/1.6L ENG. w/EFI, ENG. CODE 5

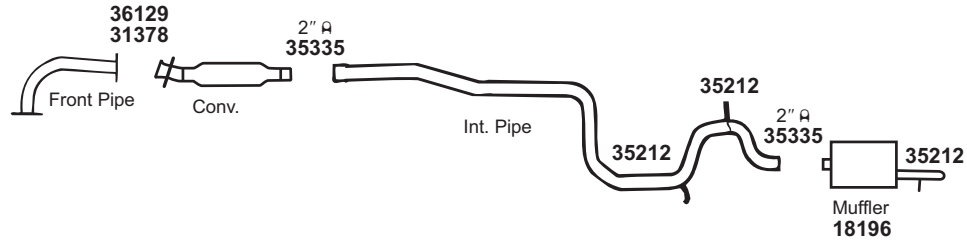


31378 Gskt.	35212 Insl.	36129 Bolt Kit																	

NOT LEGAL FOR SALE IN STATE OF CALIFORNIA  
 IN NEW YORK STATE, CONVERTERS LISTED ARE LEGAL FOR FEDERAL/EPA EMISSION VEHICLES ONLY

# MERCURY Lynx

(11353) 1985-84 4 CYL. LYNX w/2.0L DIESEL ENG. (BEFORE 2-25-85)

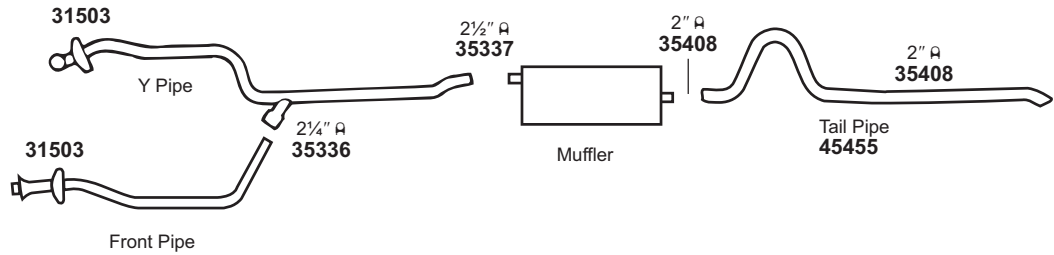


GENERAL INFORMATION

PASSENGER CAR

# MERCURY Marauder

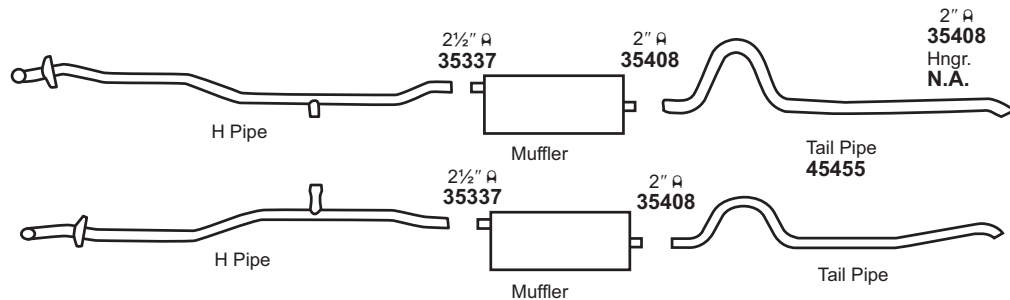
(11354) 1970-69 8 CYL. MARAUDER w/6.4L (390 C.I.D.) ENG., SINGLE EXHAUST  
1970-69 8 CYL. MARAUDER w/7.0L ENG., SINGLE EXHAUST



LIGHT TRUCK

MUFFLER SPECS.

(11355) 1970-69 8 CYL. MARAUDER w/7.0L (429 C.I.D.) ENG., 4BBL (EXC. STATION WAGON), DUAL EXHAUST

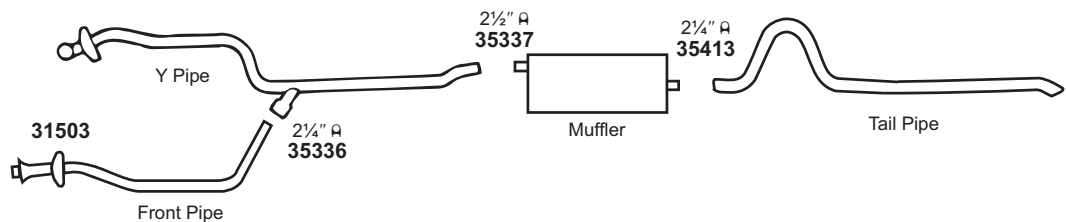


OPTIONAL MUFFLERS

CONVERTER SPECS.

ACCESSORIES

(11356) 1967 8 CYL. MARAUDER w/6.4L (390 C.I.D.) ENG.



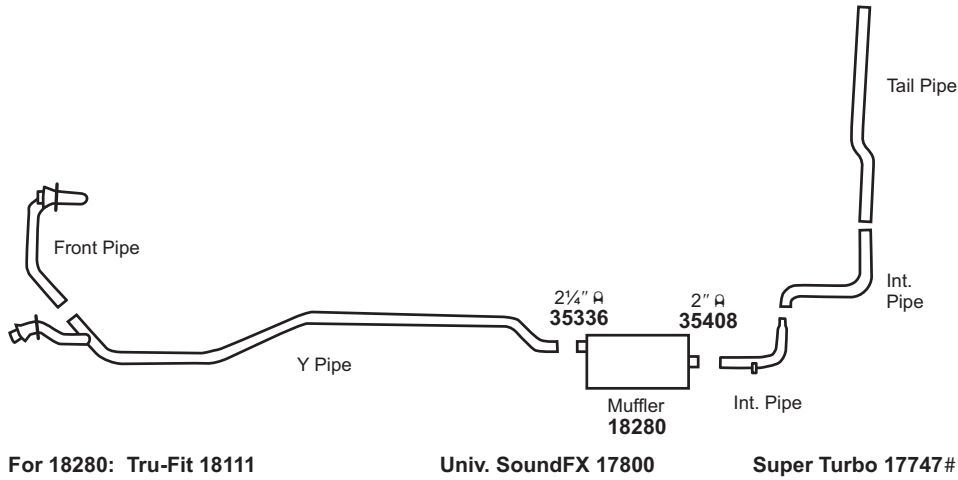
FOOTNOTES

31378 Gskt.	31503 Gskt.	35212 Insl.	36129 Bolt Kit																

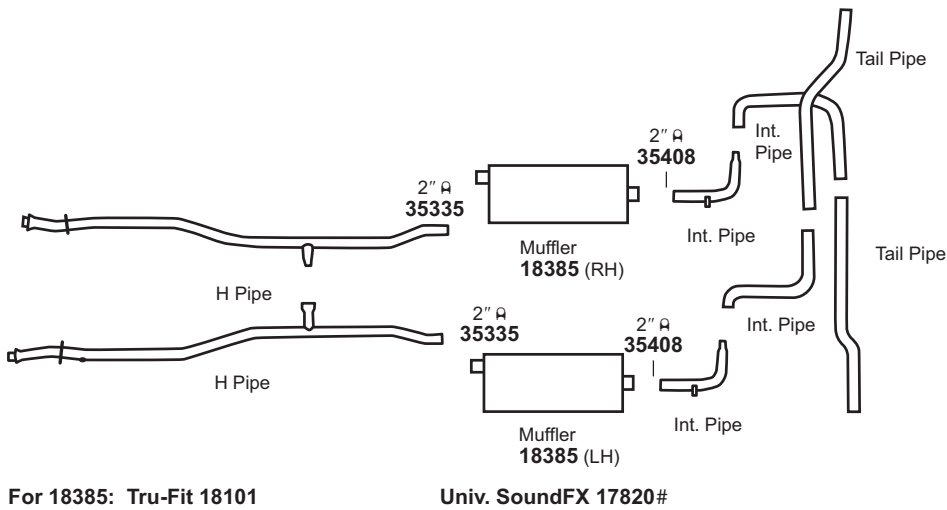
NOT LEGAL FOR SALE IN STATE OF CALIFORNIA  
IN NEW YORK STATE, CONVERTERS LISTED ARE LEGAL FOR FEDERAL/EPA EMISSION VEHICLES ONLY

# MERCURY Marauder

(11357) 1965 8 CYL. MARAUDER w/6.4L (390 C.I.D.) ENG., 2BBL



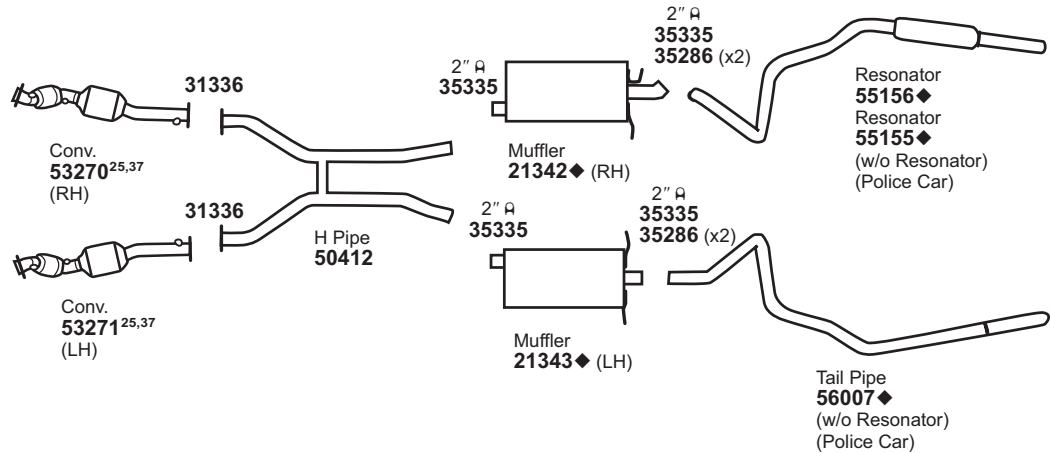
(11358) 1965 8 CYL. MARAUDER w/6.4L (390 C.I.D.) ENG., 4BBL



NOT LEGAL FOR SALE IN STATE OF CALIFORNIA  
 IN NEW YORK STATE, CONVERTERS LISTED ARE LEGAL FOR FEDERAL/EPA EMISSION VEHICLES ONLY

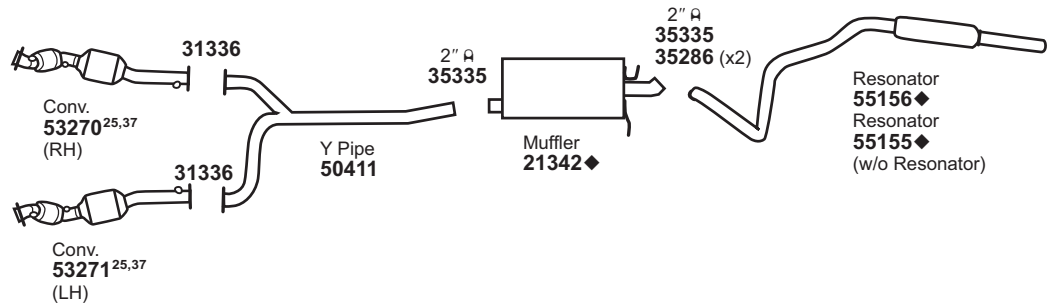
# MERCURY Marquis

(11359) 2002-98 8 CYL. GRAND MARQUIS w/4.6L ENG., DUAL EXHAUST  
(INCLUDING POLICE CAR)



For 21342: SoundFX 18560  
For 21343: SoundFX 18845

(11360) 2002-98 8 CYL. GRAND MARQUIS w/4.6L ENG., SINGLE EXHAUST



For 21342: SoundFX 18560

31336 Gskt.	35286 Insl.																		

NOT LEGAL FOR SALE IN STATE OF CALIFORNIA  
IN NEW YORK STATE, CONVERTERS LISTED ARE LEGAL FOR FEDERAL/EPA EMISSION VEHICLES ONLY

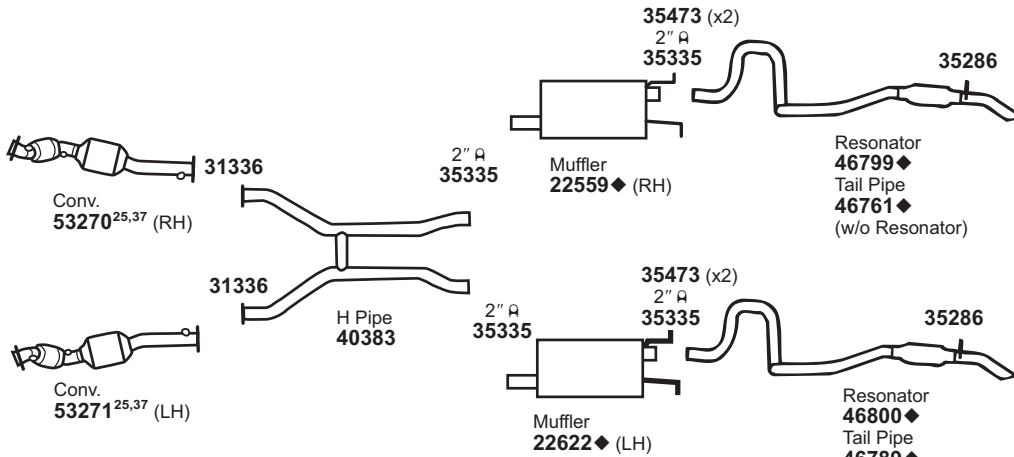
◆ If welded assembly, replace all required parts.  
25 Replaces multiple O.E. Converters. Only failed Converters may be replaced. See Catalytic Converter Installation Guide.

37 Fits All Emissions Vehicles.

- GENERAL INFORMATION
- PASSENGER CAR
- LIGHT TRUCK
- MUFFLER SPECS.
- OPTIONAL MUFFLERS
- CONVERTER SPECS.
- ACCESSORIES
- FOOTNOTES

# MERCURY Marquis

(11361) 1997-96 8 CYL. GRAND MARQUIS w/4.6L ENG., DUAL EXHAUST

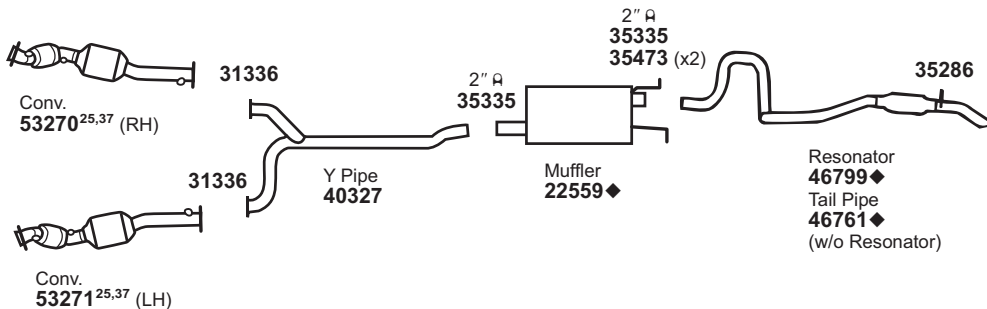


For 22559: SoundFX 18190  
 For 22622: SoundFX 18437  
 Super Turbo 17736#

Tru-Fit 18178#  
 Tru-Fit 18105#

Univ. SoundFX 17844#  
 Univ. SoundFX 17844#

(11362) 1997-96 8 CYL. GRAND MARQUIS w/4.6L ENG., SINGLE EXHAUST, ENG., CODE W



For 22559: SoundFX 18190

Tru-Fit 18178#

Univ. SoundFX 17844#

31336 Gskt.	35286 Insl.	35473 Insl.																	

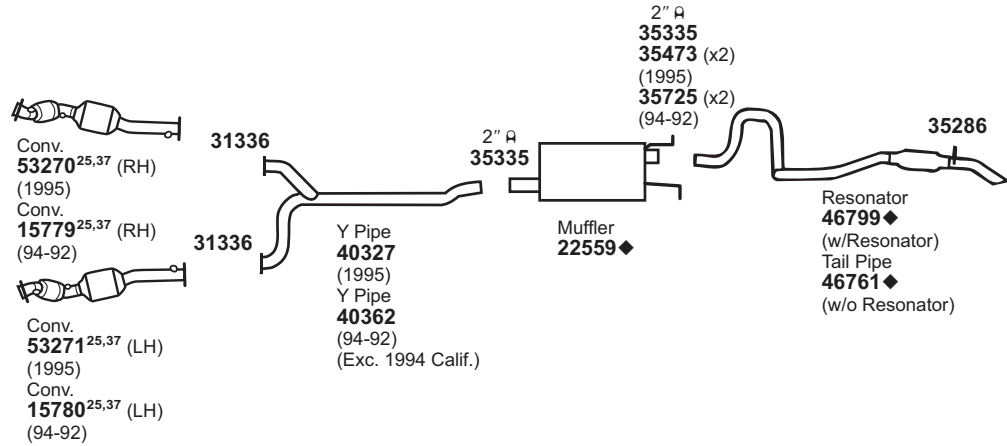
NOT LEGAL FOR SALE IN STATE OF CALIFORNIA  
 IN NEW YORK STATE, CONVERTERS LISTED ARE LEGAL FOR FEDERAL/EPA EMISSION VEHICLES ONLY

◆ If welded assembly, replace all required parts.  
 # Modifications and/or additional parts required.

25 Replaces multiple O.E. Converters. Only failed Converters may be replaced. See Catalytic Converter Installation Guide.  
 37 Fits All Emissions Vehicles.

# MERCURY Marquis

(11363) 1995-92 8 CYL. GRAND MARQUIS w/4.6L ENG. CODE W, SINGLE EXHAUST

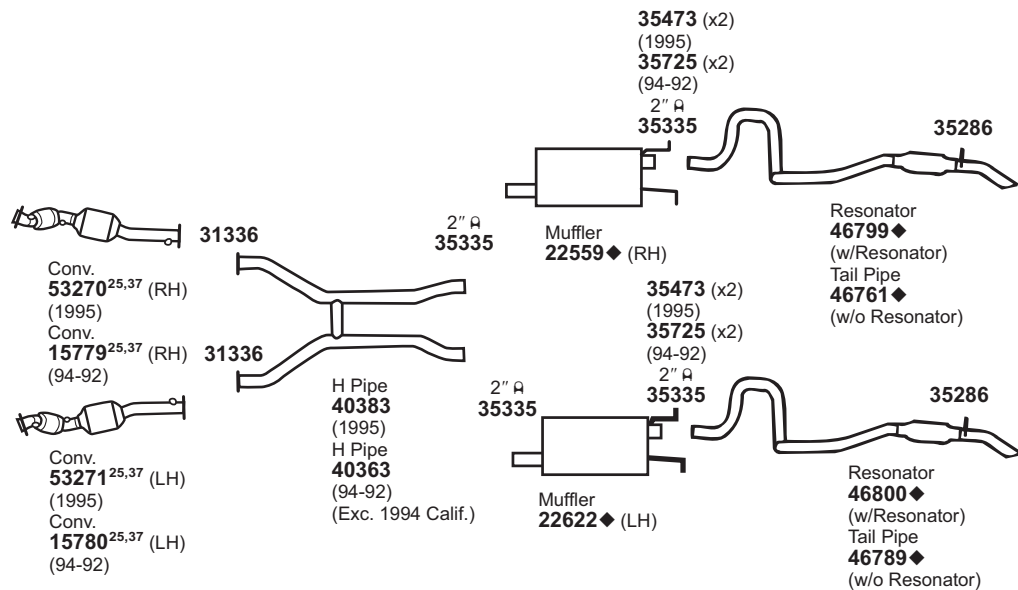


For 15779: Univ. Conv. 15036#  
For 15780: Univ. Conv. 15036#  
For 22559: SoundFX 18190

Tru-Fit 18178#

Univ. SoundFX 17844#

(11364) 1995-92 8 CYL. GRAND MARQUIS w/4.6L ENG., DUAL EXHAUST



For 15779: Univ. Conv. 15036#  
For 15780: Univ. Conv. 15036#  
For 22559: SoundFX 18190  
For 22622: SoundFX 18437  
Super Turbo 17736#

Tru-Fit 18178#  
Tru-Fit 18105#

Univ. SoundFX 17844#  
Univ. SoundFX 17844#

31336 Gskt.	35286 Insl.	35473 Insl.	35725 Insl.																

NOT LEGAL FOR SALE IN STATE OF CALIFORNIA  
IN NEW YORK STATE, CONVERTERS LISTED ARE LEGAL FOR FEDERAL/EPA EMISSION VEHICLES ONLY

◆ If welded assembly, replace all required parts.  
# Modifications and/or additional parts required.

25 Replaces multiple O.E. Converters. Only failed Converters may be replaced. See Catalytic Converter Installation Guide.

37 Fits All Emissions Vehicles.

GENERAL INFORMATION

PASSENGER CAR

LIGHT TRUCK

MUFFLER SPECS.

OPTIONAL MUFFLERS

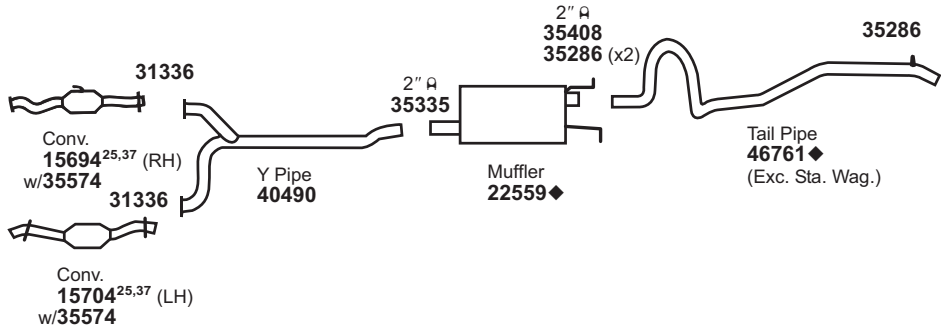
CONVERTER SPECS.

ACCESSORIES

FOOTNOTES

# MERCURY Marquis

(11365) 1991-90 8 CYL. GRAND MARQUIS w/5.0L ENG., SINGLE EXHAUST

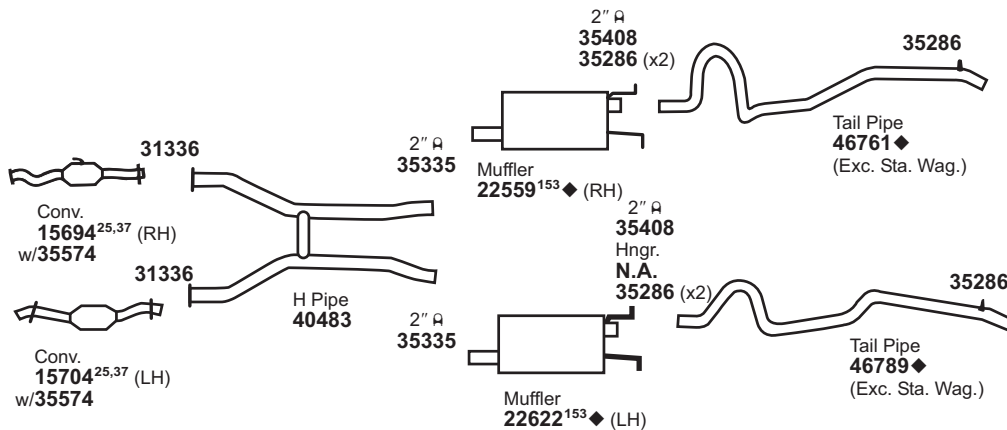


For 22559: SoundFX 18190

Tru-Fit 18178#

Univ. SoundFX 17844#

(11366) 1991-90 8 CYL. GRAND MARQUIS w/5.0LENG., DUAL EXHAUST



For 22559: SoundFX 18190

Tru-Fit 18178#

Univ. SoundFX 17844#

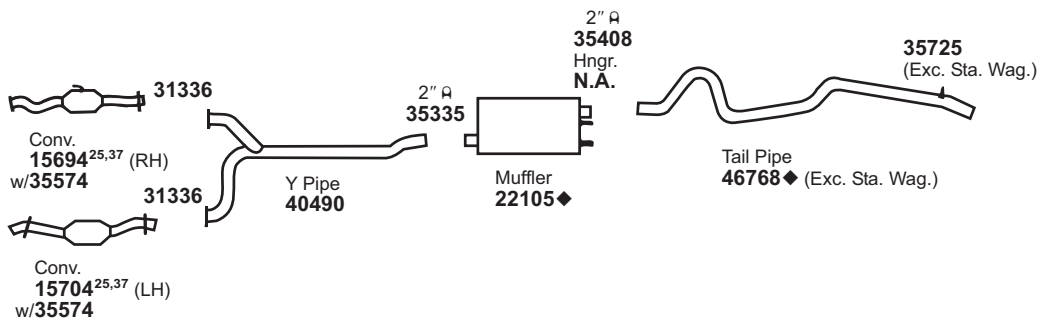
For 22622: SoundFX 18437

Tru-Fit 18105#

Univ. SoundFX 17844#

Super Turbo 17736#

(11367) 1989 8 CYL. GRAND MARQUIS w/5.0L ENG., SINGLE EXHAUST



For 22105: SoundFX 18182

Tru-Fit 18105<sup>505,507</sup>

Univ. SoundFX 17844

Super Turbo 17736#

31336 Gskt. 	35286 Insl. 	35725 Insl. 											
--------------------	--------------------	--------------------	--	--	--	--	--	--	--	--	--	--	--

NOT LEGAL FOR SALE IN STATE OF CALIFORNIA  
IN NEW YORK STATE, CONVERTERS LISTED ARE LEGAL FOR FEDERAL/EPA EMISSION VEHICLES ONLY

◆ If welded assembly, replace all required parts.

# Modifications and/or additional parts required.

25 Replaces multiple O.E. Converters. Only failed Converters may be replaced. See Catalytic Converter Installation Guide.

37 Fits All Emissions Vehicles.

153 Models w/Heat Shields, use 35567 Shield & (2) 35564 Straps.

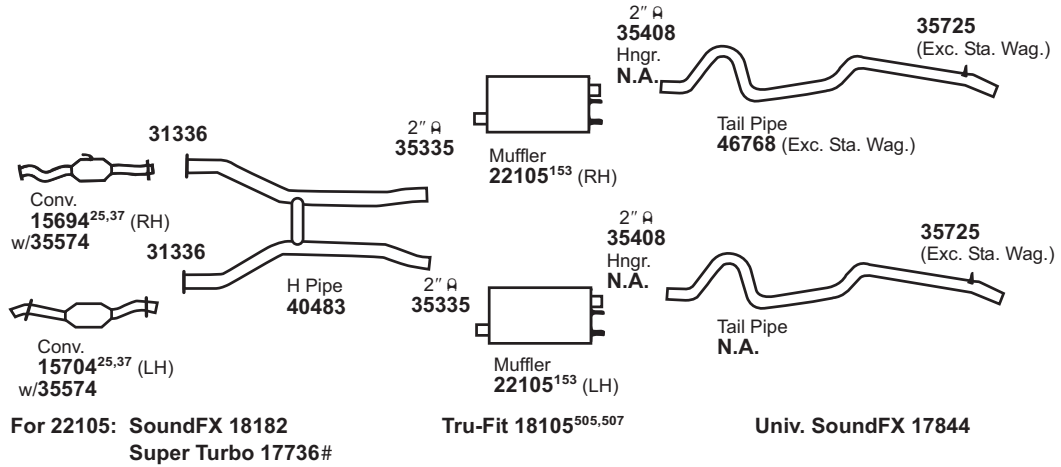
505 Requires 35567 Shield & (2) 35564 Straps.

507 Requires 35568 Bracket & (1) Extra 35408 (2") Clamp.



# MERCURY Marquis

(11368) 1989 8 CYL. GRAND MARQUIS w/5.0L, 5.8L ENG., DUAL EXHAUST

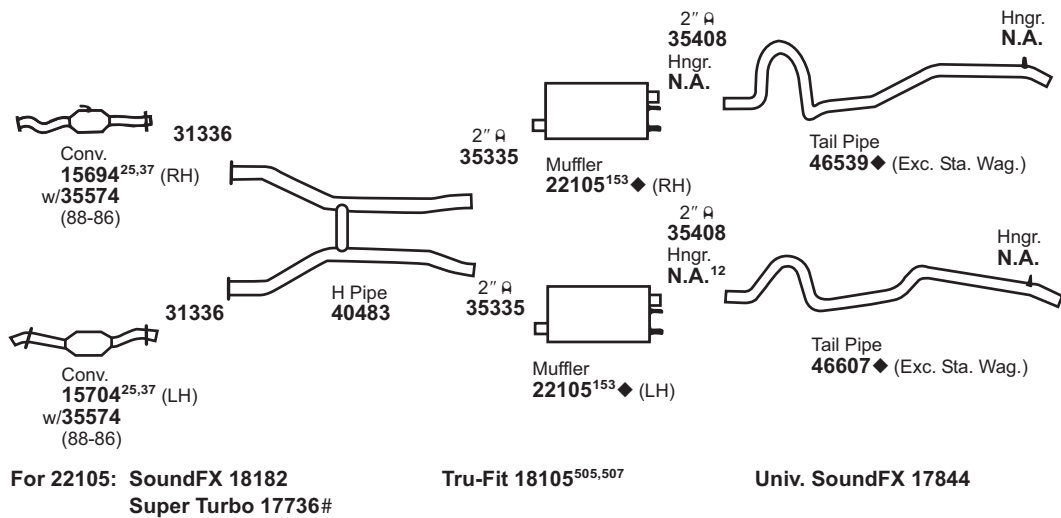


GENERAL INFORMATION

PASSENGER CAR

LIGHT TRUCK

(11369) 1988-83 8 CYL. GRAND MARQUIS w/5.0L ENG., DUAL EXHAUST  
 1982-80 8 CYL. MARQUIS w/5.8L ENG., DUAL EXHAUST



MUFFLER SPECS.

OPTIONAL MUFFLERS

CONVERTER SPECS.

ACCESSORIES

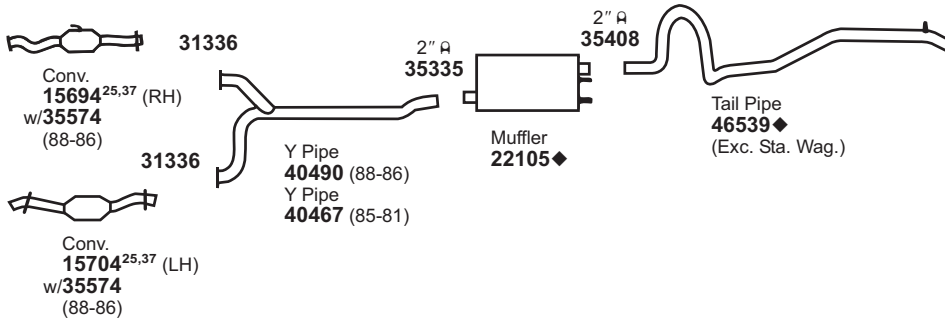
31336 Gskt.	35725 Insl.																		
-------------	-------------	--	--	--	--	--	--	--	--	--	--	--	--	--	--	--	--	--	--

NOT LEGAL FOR SALE IN STATE OF CALIFORNIA  
 IN NEW YORK STATE, CONVERTERS LISTED ARE LEGAL FOR FEDERAL/EPA EMISSION VEHICLES ONLY

◆ If welded assembly, replace all required parts.  
 # Modifications and/or additional parts required.  
 12 Rivet must be drilled out of O.E. Hanger.  
 25 Replaces multiple O.E. Converters. Only failed Converters may be replaced. See Catalytic Converter Installation Guide.  
 37 Fits All Emissions Vehicles.  
 153 Models w/Heat Shields, use 35567 Shield & (2) 35564 Straps.  
 505 Requires 35567 Shield & (2) 35564 Straps.  
 507 Requires 35568 Bracket & (1) Extra 35408 (2") Clamp.

# MERCURY Marquis

(11370) 1988-81 8 CYL. GRAND MARQUIS w/5.0L ENG., SINGLE EXHAUST

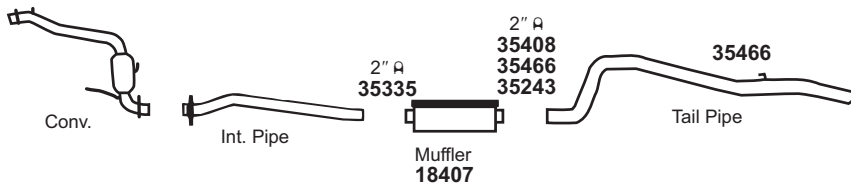


For 22105: SoundFX 18182  
Super Turbo 17736#

Tru-Fit 18105<sup>505,507</sup>

Univ. SoundFX 17844

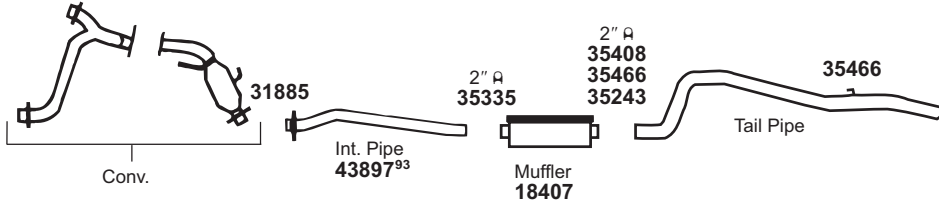
(11371) 1986-84 4 CYL. MARQUIS w/2.3L GAS ENG. (EXC. HEAVY DUTY FLEET)



For 18407: Univ. SoundFX 17844#

Super Turbo 17736#

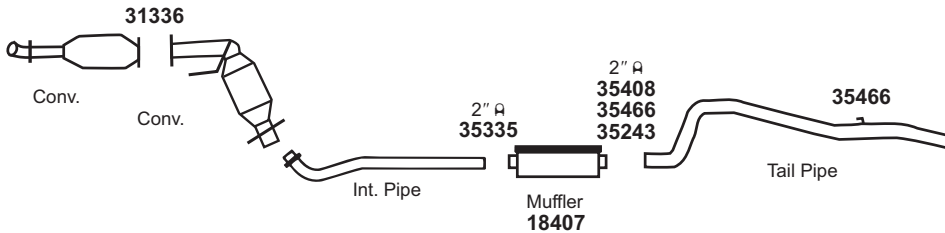
(11372) 1986-84 6 CYL. MARQUIS w/3.8L ENG. (EXC. HEAVY DUTY FLEET & TAXI)



For 18407: Univ. SoundFX 17844#

Super Turbo 17736#

(11373) 1983 4 CYL. MARQUIS w/2.3L GAS ENG.



For 18407: Univ. SoundFX 17844#

Super Turbo 17736#

31336 Gskt.	31885 Flng.	35243 Brkt.	35466 Insl.										

NOT LEGAL FOR SALE IN STATE OF CALIFORNIA  
IN NEW YORK STATE, CONVERTERS LISTED ARE LEGAL FOR FEDERAL/EPA EMISSION VEHICLES ONLY

◆ If welded assembly, replace all required parts.

# Modifications and/or additional parts required.

25 Replaces multiple O.E. Converters. Only failed Converters may be replaced. See Catalytic Converter Installation Guide.

37 Fits All Emissions Vehicles.

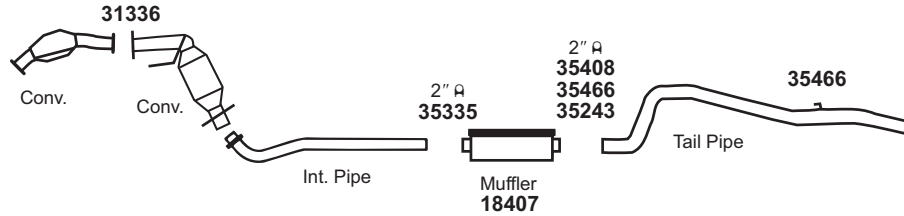
93 W/Electronic Eng. Controls.

505 Requires 35567 Shield & (2) 35564 Straps.

507 Requires 35568 Bracket & (1) Extra 35408 (2") Clamp.

# MERCURY Marquis

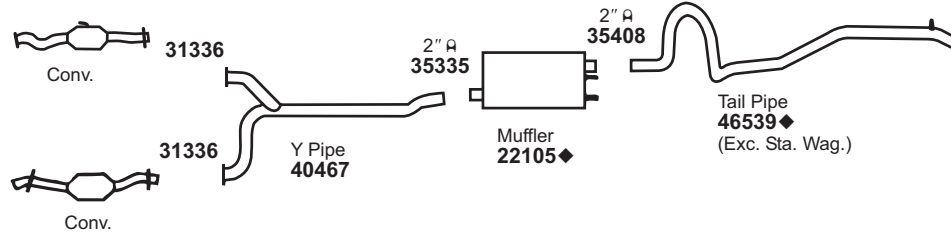
(11374) 1983 6 CYL. MARQUIS w/3.3L ENG.



NOTE: Reuse existing shields. If not reusable, O.E. parts are required.

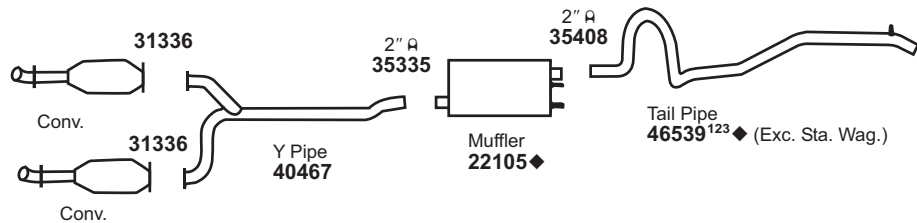
For 18407: Univ. SoundFX 17844# Super Turbo 17736#

(11375) 1982-81 8 CYL. MARQUIS w/4.2L, 5.0L, 5.8L ENG., SINGLE EXHAUST



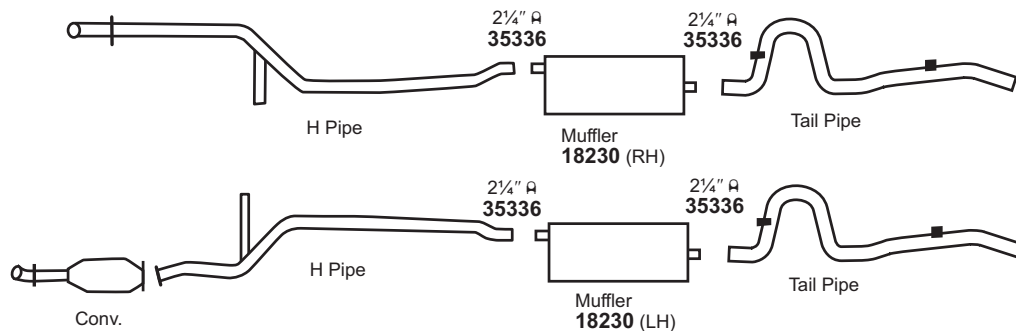
For 22105: SoundFX 18182 Tru-Fit 18105<sup>505,507</sup> Univ. SoundFX 17844  
Super Turbo 17736#

(11376) 1980-79 8 CYL. MARQUIS w/5.0L (302 C.I.D.), 5.8L (351 C.I.D.) ENG.



For 22105: SoundFX 18182 Tru-Fit 18105<sup>505,507</sup> Univ. SoundFX 17844  
Super Turbo 17736#

(11377) 1976-75 8 CYL. GRAND MARQUIS, MARQUIS w/7.5L (460 C.I.D.) ENG. w/ONE CONVERTER



For 18230: Tru-Fit 18113 Univ. SoundFX 17808 Super Turbo 17747#

31336 Gskt. 	35243 Brkt. 	35466 Insl. 								
--------------------	--------------------	--------------------	--	--	--	--	--	--	--	--

NOT LEGAL FOR SALE IN STATE OF CALIFORNIA  
IN NEW YORK STATE, CONVERTERS LISTED ARE LEGAL FOR FEDERAL/EPA EMISSION VEHICLES ONLY

◆ If welded assembly, replace all required parts.  
# Modifications and/or additional parts required.  
123 1980 w/Auto. overdrive.

505 Requires 35567 Shield & (2) 35564 Straps.  
507 Requires 35568 Bracket & (1) Extra 35408 (2") Clamp.

GENERAL INFORMATION

PASSENGER CAR

LIGHT TRUCK

MUFFLER SPECS.

OPTIONAL MUFFLERS

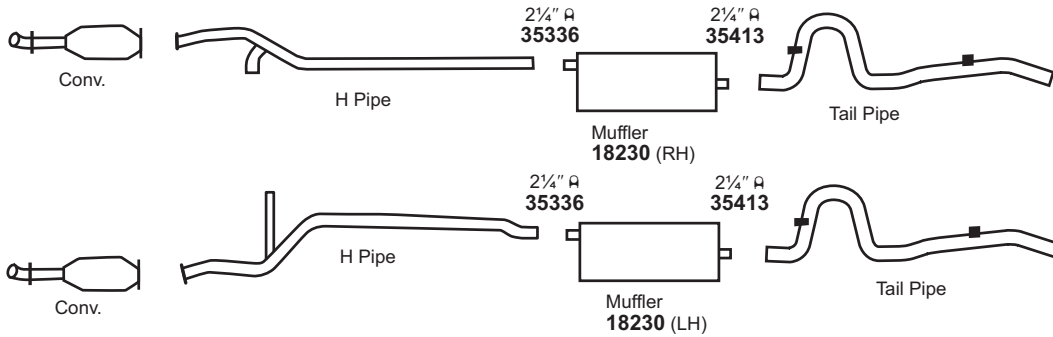
CONVERTER SPECS.

ACCESSORIES

FOOTNOTES

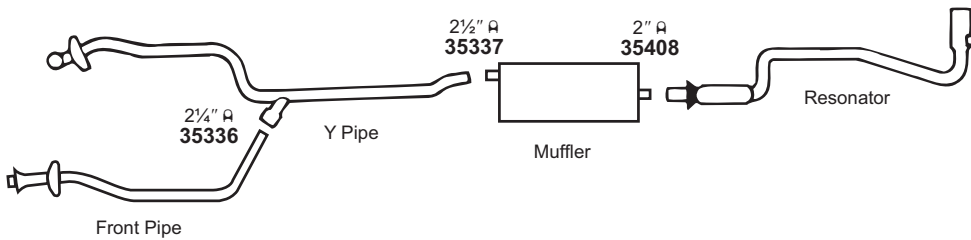
# MERCURY Marquis

(11378) 1978-77 8 CYL. MARQUIS POLICE SEDAN w/7.5L (460 C.I.D.) ENG.  
 1976-75 8 CYL. MARQUIS w/7.5L (460 C.I.D.) ENG. w/TWO CONVERTERS

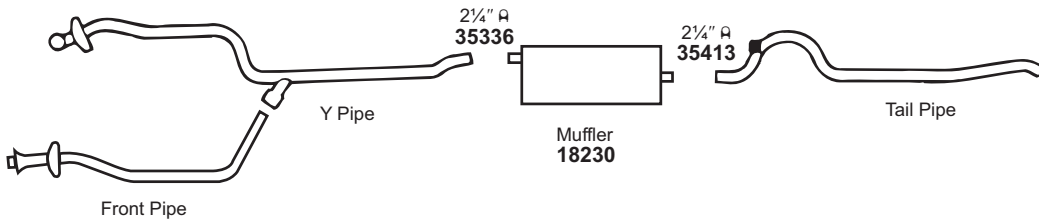


For 18230: Tru-Fit 18113      Univ. SoundFX 17808      Super Turbo 17747#

(11379) 1974-73 8 CYL. MARQUIS STATION WAGON w/6.6L (400 C.I.D.) ENG.

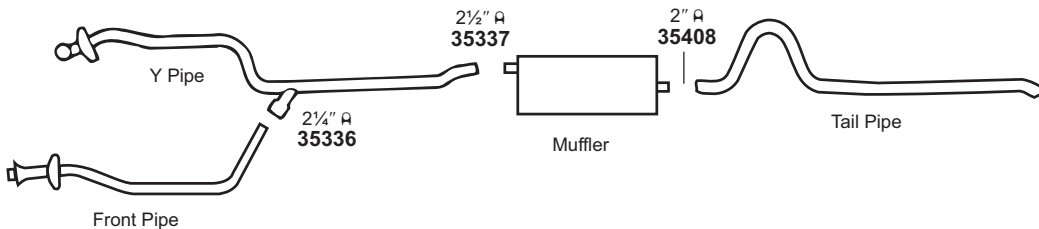


(11380) 1973 8 CYL. MARQUIS w/5.8L (351 C.I.D.) ENG. (EXC. STATION WAGON)



For 18230: Tru-Fit 18113      Univ. SoundFX 17808      Super Turbo 17747#

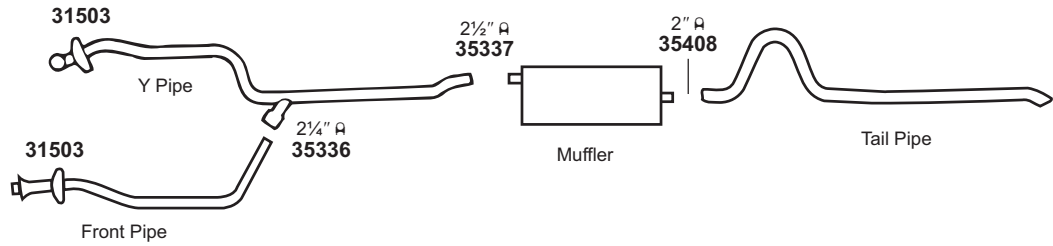
(11381) 1972-71 8 CYL. MARQUIS w/7.0L (429 C.I.D.), 7.5L (460 C.I.D.) ENG. (EXC. POLICE)



NOT LEGAL FOR SALE IN STATE OF CALIFORNIA  
 IN NEW YORK STATE, CONVERTERS LISTED ARE LEGAL FOR FEDERAL/EPA EMISSION VEHICLES ONLY

# MERCURY Marquis

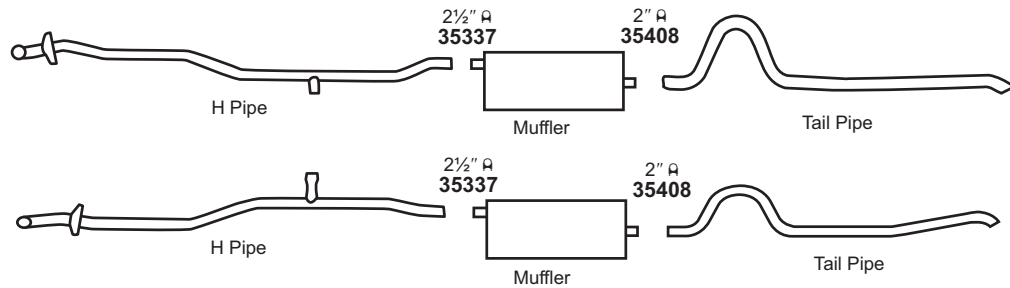
(11382) 1970-69 8 CYL. MARQUIS w/7.0L (429 C.I.D.) ENG., SINGLE EXHAUST



GENERAL INFORMATION

PASSENGER CAR

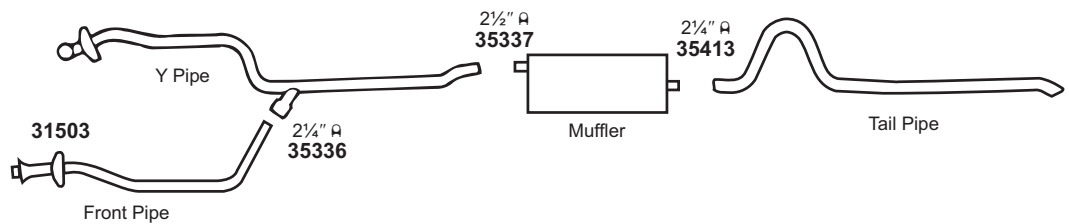
(11383) 1970-69 8 CYL. MARQUIS w/7.0L (429 C.I.D.) ENG., 4BBL (EXC. STATION WAGON), DUAL EXHAUST



LIGHT TRUCK

MUFFLER SPECS.

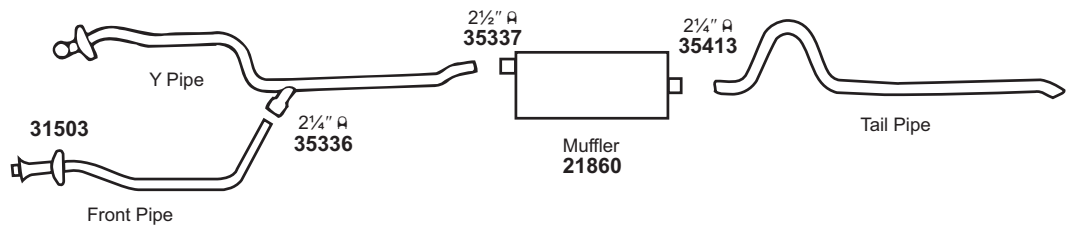
(11384) 1968 8 CYL. MARQUIS STATION WAGON w/6.4L (390C.I.D.) ENG., 2BBL, 7.0L (428 C.I.D.) ENG.



OPTIONAL MUFFLERS

CONVERTER SPECS.

(11385) 1968 8 CYL. MARQUIS w/6.4L (390 C.I.D.) ENG., 2BBL (EXC. STATION WAGON)



ACCESSORIES

FOOTNOTES

For 21860: SoundFX 18340 Super Turbo 17748#      Tru-Fit 18109 Ultra Flo SS 17289#      Univ. SoundFX 17827#

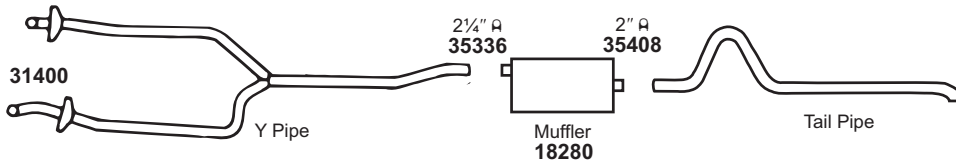
31503 Gskt.																			
-------------	--	--	--	--	--	--	--	--	--	--	--	--	--	--	--	--	--	--	--

NOT LEGAL FOR SALE IN STATE OF CALIFORNIA  
IN NEW YORK STATE, CONVERTERS LISTED ARE LEGAL FOR FEDERAL/EPA EMISSION VEHICLES ONLY

# Modifications and/or additional parts required.

# MERCURY Marquis

(11386) 1967 8 CYL. MARQUIS STATION WAGON w/6.7L (410 C.I.D.), 7.0L (428 C.I.D.) ENG.



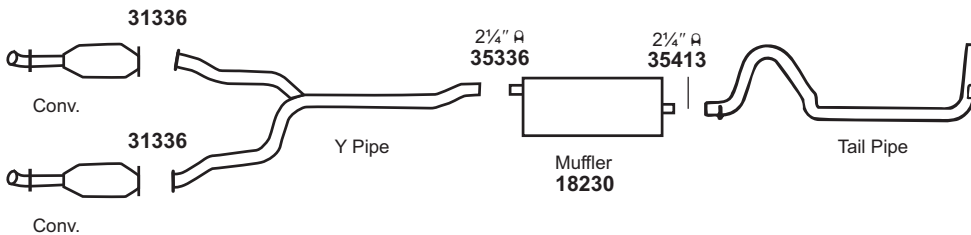
For 18280: Tru-Fit 18111

Univ. SoundFX 17800

Super Turbo 17747#

# MERCURY Montego

(11387) 1976-75 8 CYL. MONTEGO STATION WAGON w/5.8L (351 C.I.D.), 6.6L (400 C.I.D.) ENG. w/TWO CONVERTERS



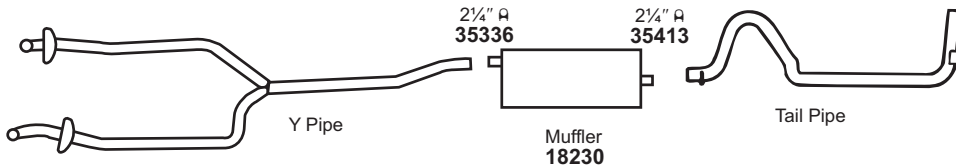
NOTE: Reuse existing shields. If not reuseable, O.E. parts are required.

For 18230: Tru-Fit 18113

Univ. SoundFX 17808

Super Turbo 17747#

(11388) 1976-75 8 CYL. MONTEGO STATION WAGON w/5.8L (351 C.I.D.), 6.6L (400 C.I.D.) ENG., w/o CATALYTIC CONVERTERS

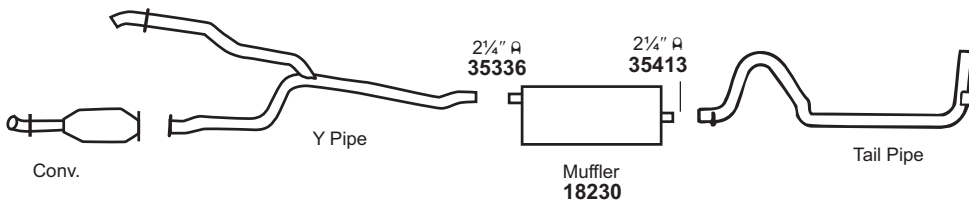


For 18230: Tru-Fit 18113

Univ. SoundFX 17808

Super Turbo 17747#

(11389) 1975 8 CYL. MONTEGO STATION WAGON w/5.8L (351 C.I.D.), 6.6L (400 C.I.D.) ENG. w/ONE CONVERTER



NOTE: Reuse existing shields. If not reuseable, O.E. parts are required.

For 18230: Tru-Fit 18113

Univ. SoundFX 17808

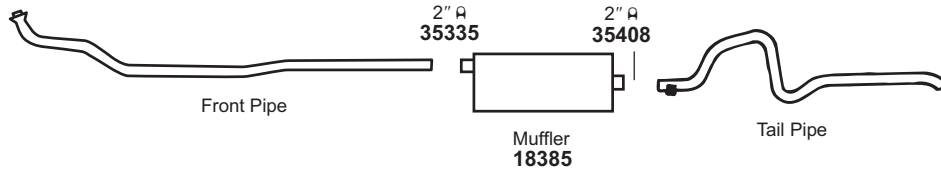
Super Turbo 17747#

31336 Gskt.	31400 Gskt.																

NOT LEGAL FOR SALE IN STATE OF CALIFORNIA  
IN NEW YORK STATE, CONVERTERS LISTED ARE LEGAL FOR FEDERAL/EPA EMISSION VEHICLES ONLY

# MERCURY Montego

(11390) 1974-72 6 CYL. MONTEGO, MONTEGO MX

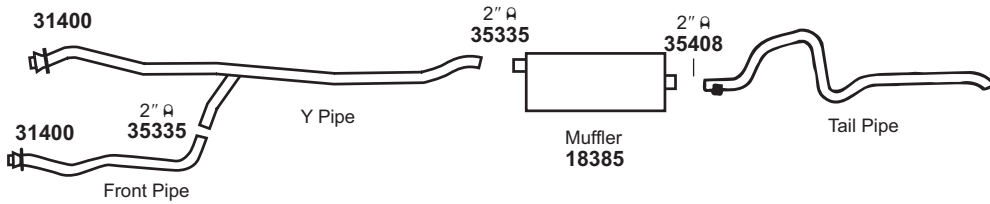


For 18385: Tru-Fit 18101 Univ. SoundFX 17820#

GENERAL INFORMATION

PASSENGER CAR

(11391) 1974 8 CYL. MONTEGO, MONTEGO MX w/5.0L (302 C.I.D.) ENG.  
1973-72 8 CYL. MONTEGO, MONTEGO MX w/5.0L (302 C.I.D.) ENG. (BEFORE 2-13-73)

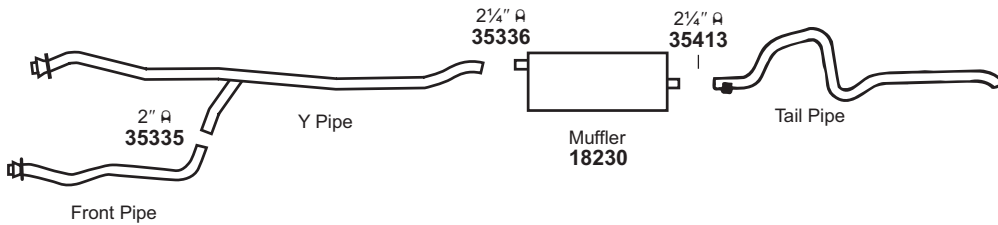


For 18385: Tru-Fit 18101 Univ. SoundFX 17820#

LIGHT TRUCK

MUFFLER SPECS.

(11392) 1974 8 CYL. MONTEGO, MONTEGO MX w/5.8L (351 C.I.D.) ENG. (CLEVELAND ENG.<sup>70</sup>) (WINDSOR ENG.<sup>70</sup> EXC. STATION WAGON), w/6.6L (400 C.I.D.) ENG., 2BBL



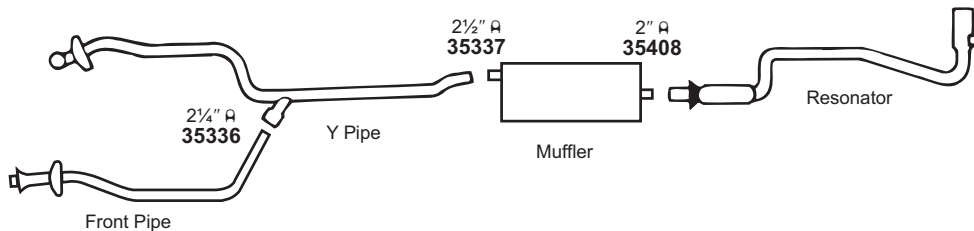
For 18230: Tru-Fit 18113 Univ. SoundFX 17808 Super Turbo 17747#

OPTIONAL MUFFLERS

CONVERTER SPECS.

# MERCURY Monterey

(11393) 1974-73 8 CYL. MONTEREY STATION WAGON w/6.6L (400 C.I.D.) ENG.



ACCESSORIES

FOOTNOTES

31400 Gskt.																			
-------------	--	--	--	--	--	--	--	--	--	--	--	--	--	--	--	--	--	--	--

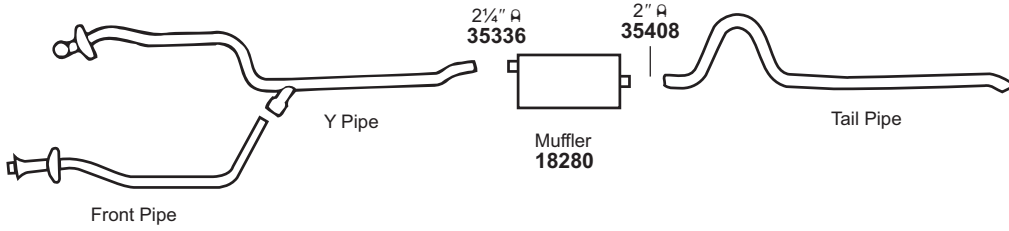
NOT LEGAL FOR SALE IN STATE OF CALIFORNIA  
IN NEW YORK STATE, CONVERTERS LISTED ARE LEGAL FOR FEDERAL/EPA EMISSION VEHICLES ONLY

# Modifications and/or additional parts required.

70 Eng. identification tag code "W" (Windsor) or "C" (Cleveland) located under ignition coil attaching bolt.

# MERCURY Monterey

(11394) 1972 8 CYL. MONTEREY w/5.8L (351 C.I.D.) ENG.

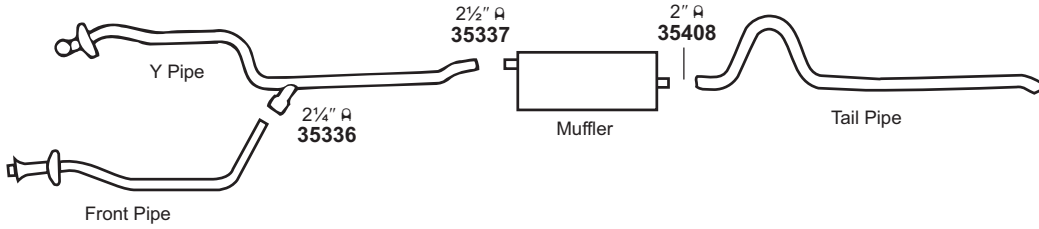


For 18280: Tru-Fit 18111

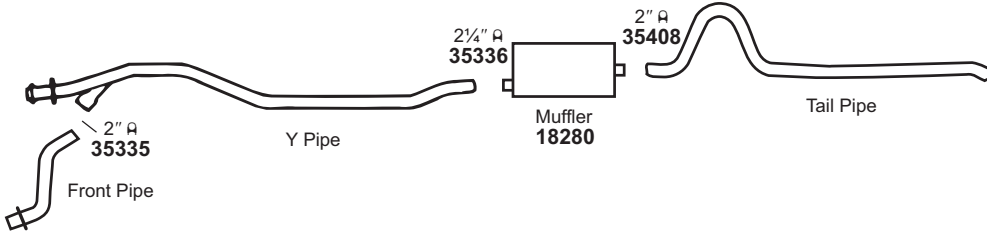
Univ. SoundFX 17800

Super Turbo 17747#

(11395) 1972-71 8 CYL. MONTEREY w/6.6L (400 C.I.D.) ENG.  
1972-71 8 CYL. MONTEREY w/7.0L (429 C.I.D.), 7.5L (460 C.I.D.) ENG. (EXC. POLICE)



(11396) 1971 8 CYL. MONTEREY w/5.8L (351 C.I.D.) ENG.

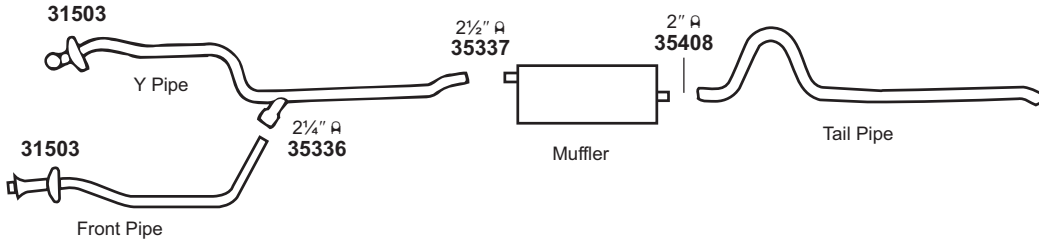


For 18280: Tru-Fit 18111

Univ. SoundFX 17800

Super Turbo 17747#

(11397) 1970-69 8 CYL. MONTEREY w/6.4L (390 C.I.D.) ENG., SINGLE EXHAUST  
1970-69 8 CYL. MONTEREY w/7.0L (429 C.I.D.) ENG. (EXC. ENG. CODE P), SINGLE EXHAUST



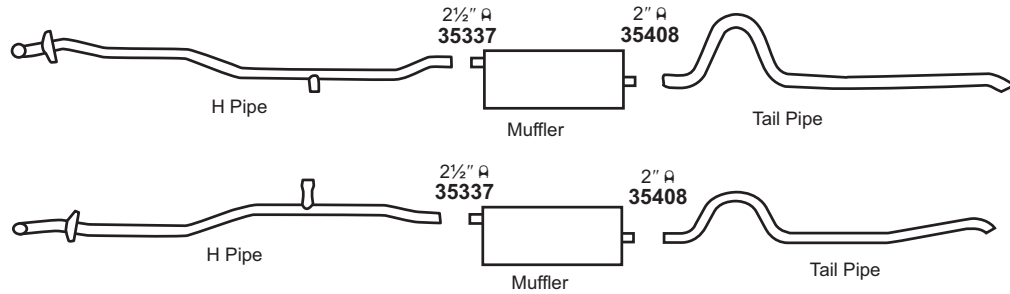
31503 Gskt.																			
----------------	--	--	--	--	--	--	--	--	--	--	--	--	--	--	--	--	--	--	--

NOT LEGAL FOR SALE IN STATE OF CALIFORNIA  
IN NEW YORK STATE, CONVERTERS LISTED ARE LEGAL FOR FEDERAL/EPA EMISSION VEHICLES ONLY



# MERCURY Monterey

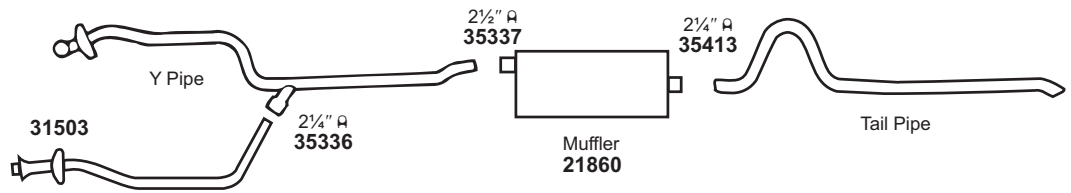
(11398) 1970-69 8 CYL. MONTEREY w/7.0L (429 C.I.D.) ENG., 4BBL (EXC. STATION WAGON) (EXC. CODE P) DUAL EXHAUST



GENERAL INFORMATION

PASSENGER CAR

(11399) 1968-67 8 CYL. MONTEREY w/6.4L (390 C.I.D.) ENG., 2BBL (EXC. STATION WAGON)



LIGHT TRUCK

MUFFLER SPECS.

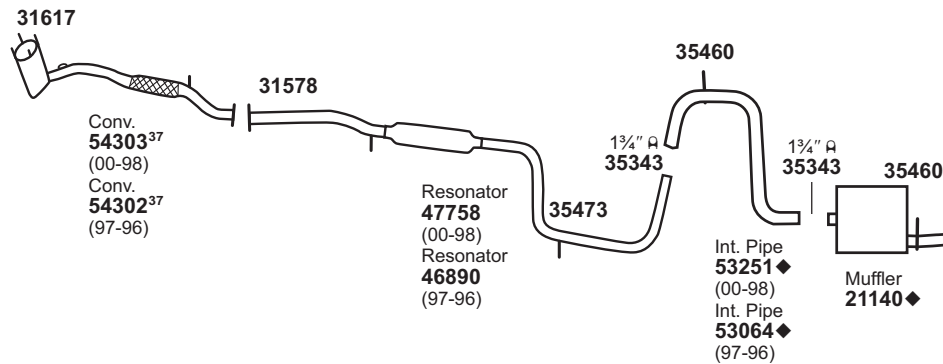
For 21860: SoundFX 18340 Super Turbo 17748#      Tru-Fit 18109 Ultra Flo SS 17289#      Univ. SoundFX 17827#

OPTIONAL MUFFLERS

# MERCURY Mountaineer (See Truck Section)

# MERCURY Mystique

(11400) 2000-96 4 CYL. MYSTIQUE w/2.0L ENG.



CONVERTER SPECS.

ACCESSORIES

For 21140: SoundFX 18572      Super Turbo 17768<sup>576</sup>

31503 Gskt.	31578 Gskt.	31617 Gskt.	35460 Insl.	35473 Insl.															

FOOTNOTES

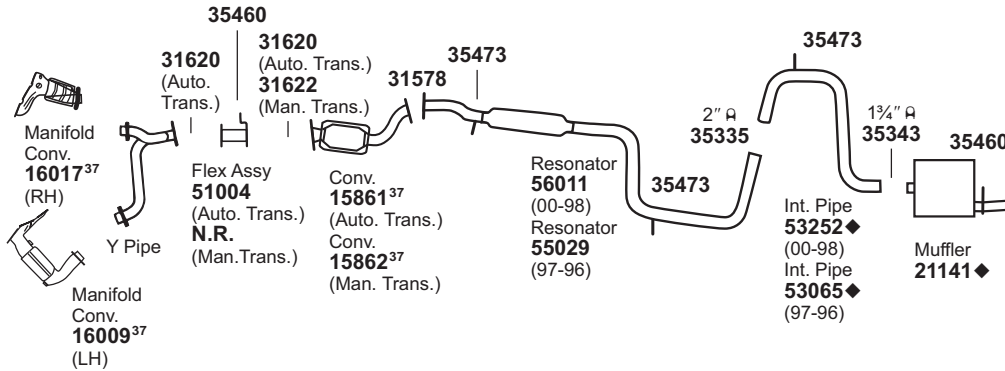
NOT LEGAL FOR SALE IN STATE OF CALIFORNIA  
IN NEW YORK STATE, CONVERTERS LISTED ARE LEGAL FOR FEDERAL/EPA EMISSION VEHICLES ONLY

◆ If welded assembly, replace all required parts.  
# Modifications and/or additional parts required.  
37 Fits All Emissions Vehicles.

576 For installation instructions and additional parts required, see the Cross Reference Chart in the Master Catalog.

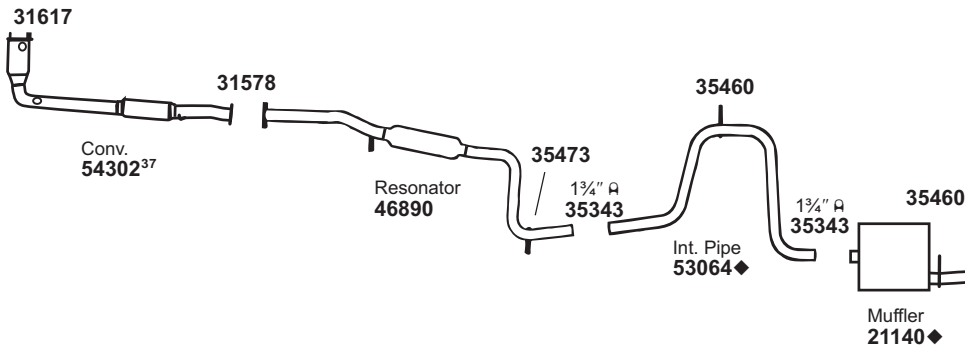
# MERCURY Mystique

(11401) 2000-99 6 CYL. MYSTIQUE w/2.5L ENG.  
 1998-96 6 CYL. MYSTIQUE GS, LS w/2.5L ENG.



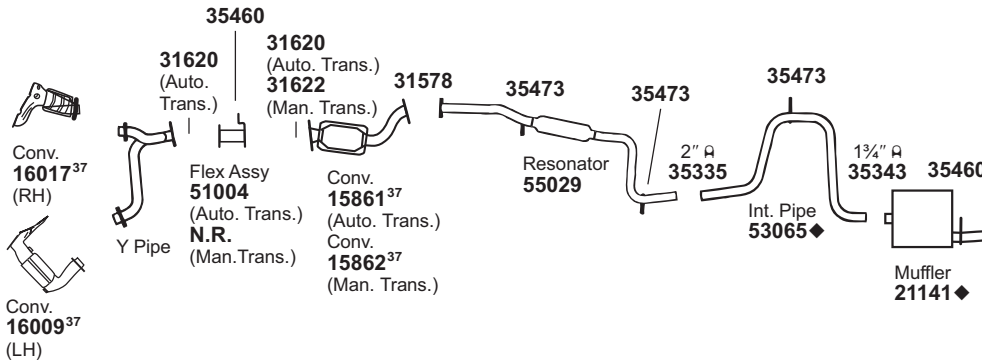
For 15861: Univ. Conv. 93304#  
 For 15862: Univ. Conv. 93304#  
 For 21141: SoundFX 18808

(11402) 1995 4 CYL. MYSTIQUE w/2.0L ENG.



For 21140: SoundFX 18572 Super Turbo 17768<sup>576</sup>

(11403) 1995 6 CYL. MYSTIQUE GS, LS w/2.5L ENG.



For 15861: Univ. Conv. 93304#  
 For 15862: Univ. Conv. 93304#  
 For 21141: SoundFX 18808

31578 Gskt. 	31617 Gskt. 	31620 Gskt. 	31622 Gskt. 	35460 Insl. 	35473 Insl. 														
--------------------	--------------------	--------------------	--------------------	--------------------	--------------------	--	--	--	--	--	--	--	--	--	--	--	--	--	--

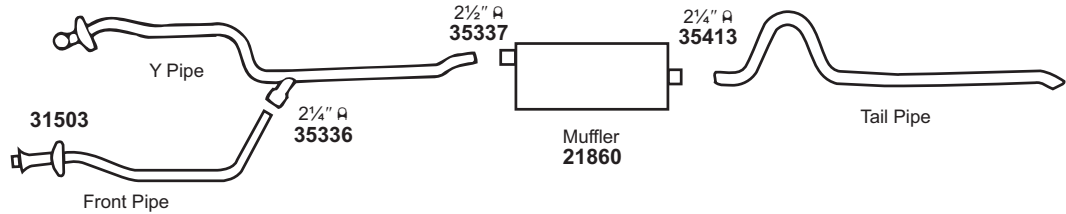
NOT LEGAL FOR SALE IN STATE OF CALIFORNIA  
 IN NEW YORK STATE, CONVERTERS LISTED ARE LEGAL FOR FEDERAL/EPA EMISSION VEHICLES ONLY

◆ If welded assembly, replace all required parts.  
 # Modifications and/or additional parts required.  
 488 37 Fits All Emissions Vehicles.

576 For installation instructions and additional parts required, see the Cross Reference Chart in the Master Catalog.

# MERCURY Park Lane

(11404) 1968 8 CYL. PARK LANE w/6.4L (390 C.I.D.) ENG., 2BBL



For 21860: SoundFX 18340  
Super Turbo 17748#

Tru-Fit 18109  
Ultra Flo SS 17289#

Univ. SoundFX 17827#

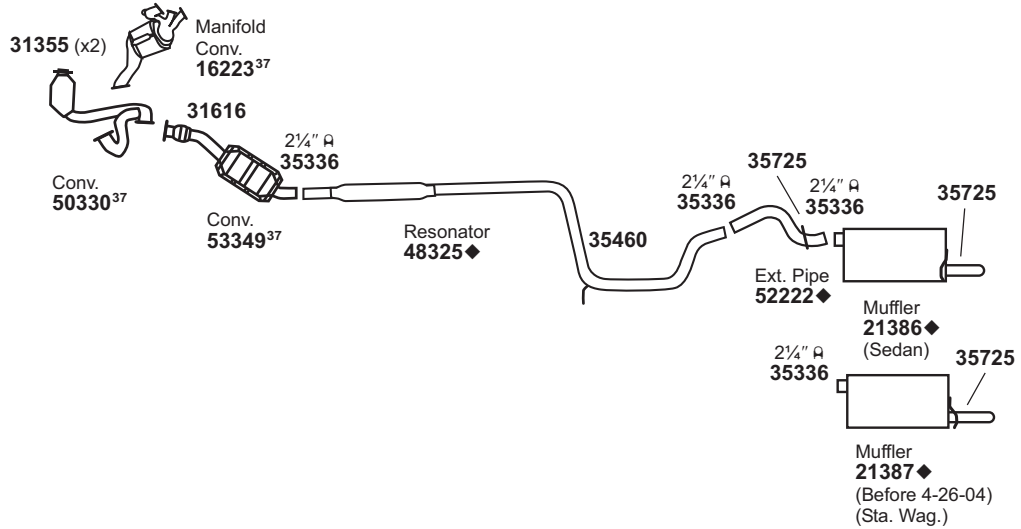
GENERAL INFORMATION

PASSENGER CAR

LIGHT TRUCK

# MERCURY Sable

(11405) 2005-00 6 CYL. SABLE w/3.0L ENG. CODE S, DOHC



For 21386: SoundFX 18894  
For 21387: Super Turbo 17732#  
For 53349: Univ. Conv. 93302#

Super Turbo 17732#

MUFFLER SPECS.

OPTIONAL MUFFLERS

CONVERTER SPECS.

ACCESSORIES

FOOTNOTES

31355 Gskt.	31503 Gskt.	31616 Gskt.	35460 Insl.	35725 Insl.															

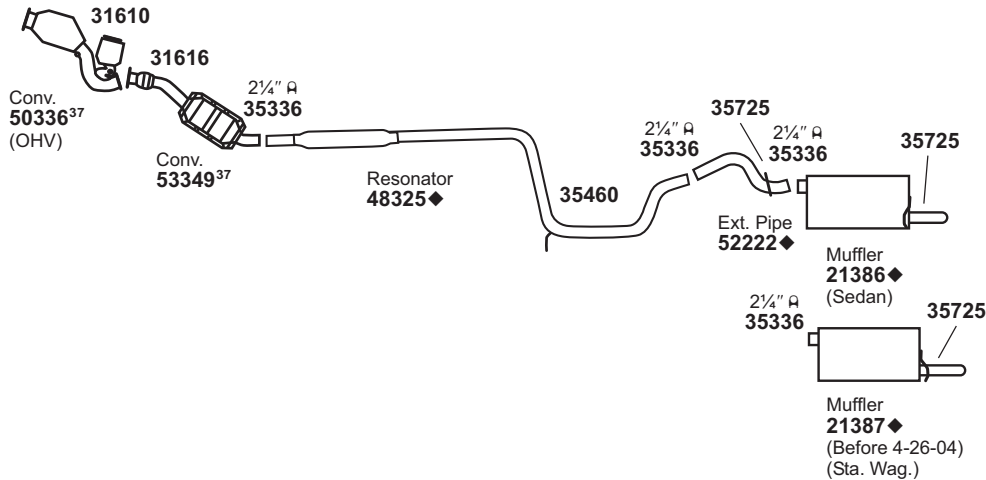
NOT LEGAL FOR SALE IN STATE OF CALIFORNIA  
IN NEW YORK STATE, CONVERTERS LISTED ARE LEGAL FOR FEDERAL/EPA EMISSION VEHICLES ONLY

◆ If welded assembly, replace all required parts.  
# Modifications and/or additional parts required.

37 Fits All Emissions Vehicles.

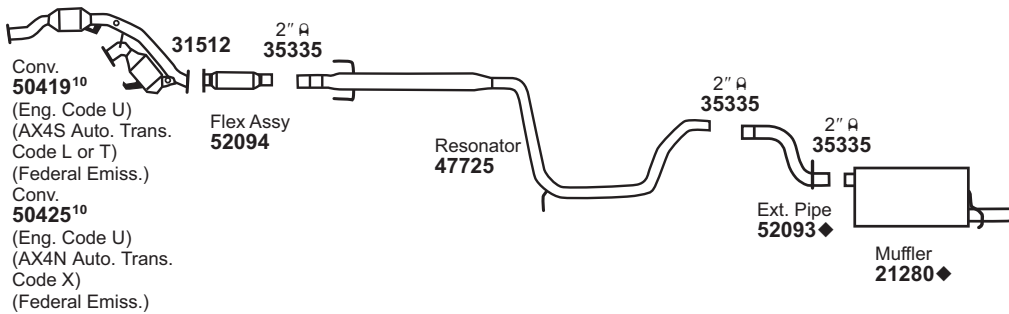
# MERCURY Sable

(11406) 2005-00 6 CYL. SABLE w/3.0L ENG. CODE U



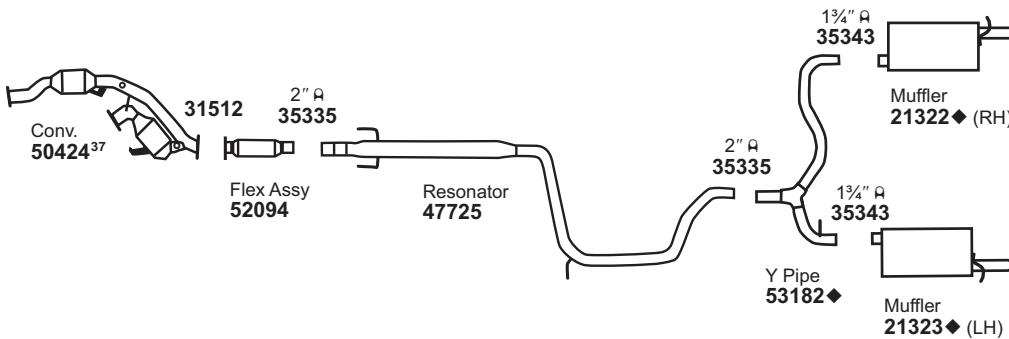
For 21386: SoundFX 18894 Super Turbo 17732#  
 For 21387: Super Turbo 17732#  
 For 53349: Univ. Conv. 93302#

(11407) 1999-96 6 CYL. SABLE w/3.0L ENG., OHV



For 21280: SoundFX 18800 Univ. SoundFX 17877# Super Turbo 17736#  
 For 50419: Univ. Conv. 93236#  
 For 50425: Univ. Conv. 93236#

(11408) 1999-96 6 CYL. SABLE w/3.0L ENG., DOHC



For 21322: Super Turbo 17768<sup>576</sup>  
 For 21323: Super Turbo 17768<sup>576</sup>

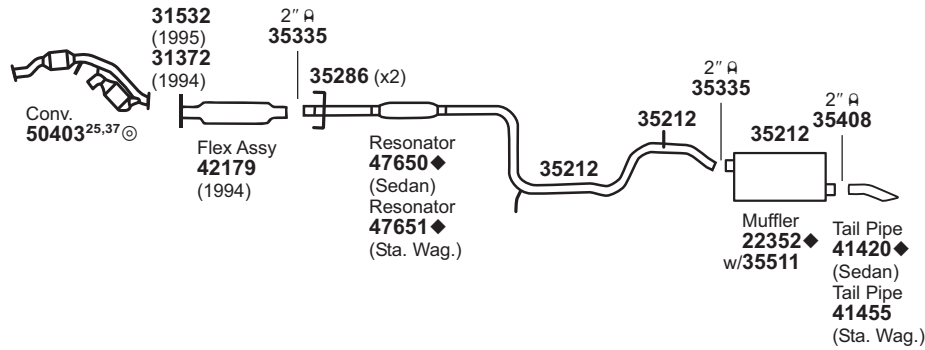
31512 Gskt.	31610 Gskt.	31616 Gskt.	35460 Insl.	35725 Insl.									

NOT LEGAL FOR SALE IN STATE OF CALIFORNIA  
 IN NEW YORK STATE, CONVERTERS LISTED ARE LEGAL FOR FEDERAL/EPA EMISSION VEHICLES ONLY

◆ If welded assembly, replace all required parts.  
 # Modifications and/or additional parts required.  
 490 10 Fits Federal/EPA Emission Vehicles.  
 37 Fits All Emissions Vehicles.  
 576 For installation instructions and additional parts required, see the Cross Reference Chart in the Master Catalog.

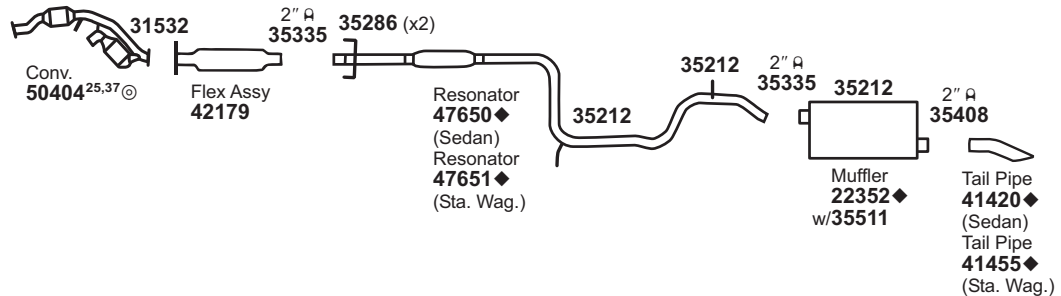
# MERCURY Sable

(11409) 1995-94 6 CYL. SABLE w/3.0L ENG.



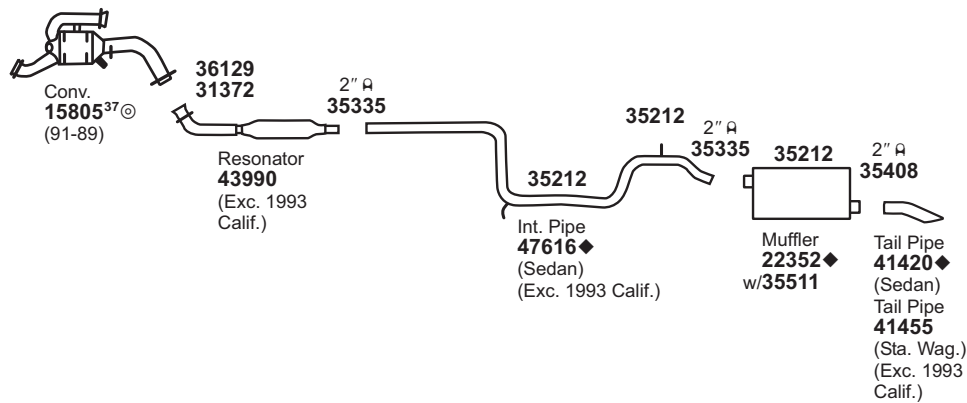
For 22352: SoundFX 18335 Tru-Fit 18174<sup>521,581</sup> Univ. SoundFX 17877#  
 Super Turbo 17736#  
 For 50403: Univ. Conv. 15036#

(11410) 1995-91 6 CYL. SABLE w/3.8L ENG. (EXC. POLICE)



For 22352: SoundFX 18335 Tru-Fit 18174<sup>521,581</sup> Univ. SoundFX 17877#  
 Super Turbo 17736#  
 For 50404: Univ. Conv. 15036#

(11411) 1993-89 6 CYL. SABLE w/3.0L ENG.



For 22352: SoundFX 18335 Tru-Fit 18174<sup>521,581</sup> Univ. SoundFX 17877#  
 Super Turbo 17736#

31372 Gskt.	31532 Gskt.	35212 Insl.	35286 Insl.	35511 Brkt.	36129 Bolt Kit								

NOT LEGAL FOR SALE IN STATE OF CALIFORNIA  
 IN NEW YORK STATE, CONVERTERS LISTED ARE LEGAL FOR FEDERAL/EPA EMISSION VEHICLES ONLY

- ◆ If welded assembly, replace all required parts.
- ⊙ Air Gap Pipe. Appearance may be different than O.E. Pipe. Air space between Pipes acts as a Heat Insulator.
- # Modifications and/or additional parts required.

- 25 Replaces multiple O.E. Converters. Only failed Converters may be replaced. See Catalytic Converter Installation Guide.
- 37 Fits All Emissions Vehicles.
- 521 Requires 36386 Bracket.
- 581 Single Outlet Muffler replaces Dual Outlet. 42735 Spout required.

GENERAL INFORMATION

PASSENGER CAR

LIGHT TRUCK

MUFFLER SPECS.

OPTIONAL MUFFLERS

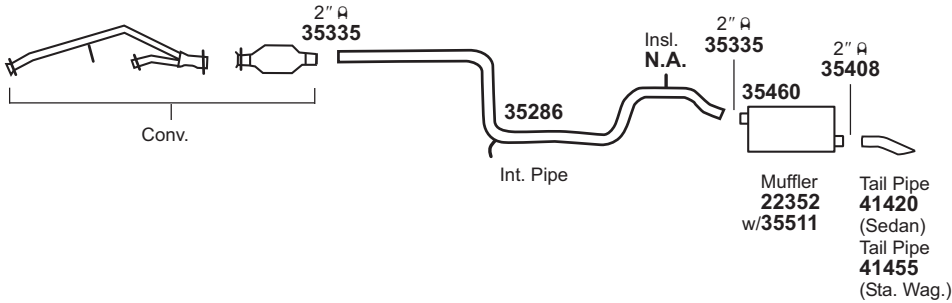
CONVERTER SPECS.

ACCESSORIES

FOOTNOTES

# MERCURY Sable

(11412) 1990-88 6 CYL. SABLE w/3.8L ENG.

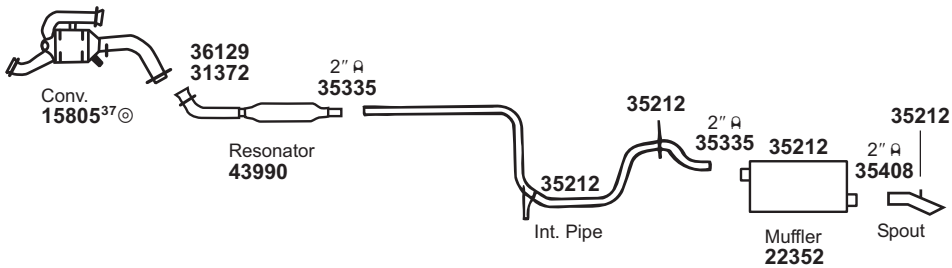


For 22352: SoundFX 18335  
Super Turbo 17736#

Tru-Fit 18174<sup>521,581</sup>

Univ. SoundFX 17877#

(11413) 1988-86 6 CYL. SABLE w/3.0L ENG.

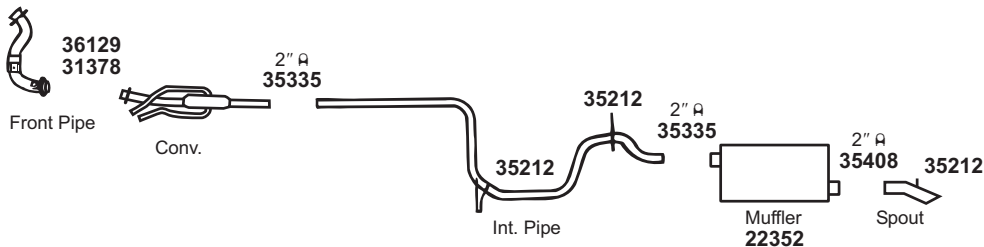


For 22352: SoundFX 18335  
Super Turbo 17736#

Tru-Fit 18174<sup>521,581</sup>

Univ. SoundFX 17877#

(11414) 1986 4 CYL. SABLE SEDAN w/2.5L ENG.



For 22352: SoundFX 18335  
Super Turbo 17736#

Tru-Fit 18174<sup>521,581</sup>

Univ. SoundFX 17877#

31372 Gskt.	31378 Gskt.	35212 Insl.	35286 Insl.	35460 Insl.	35511 Brkt.	36129 Bolt Kit							

NOT LEGAL FOR SALE IN STATE OF CALIFORNIA  
IN NEW YORK STATE, CONVERTERS LISTED ARE LEGAL FOR FEDERAL/EPA EMISSION VEHICLES ONLY

© Air Gap Pipe. Appearance may be different than O.E. Pipe. Air space between Pipes acts as a Heat Insulator.

37 Fits All Emissions Vehicles.

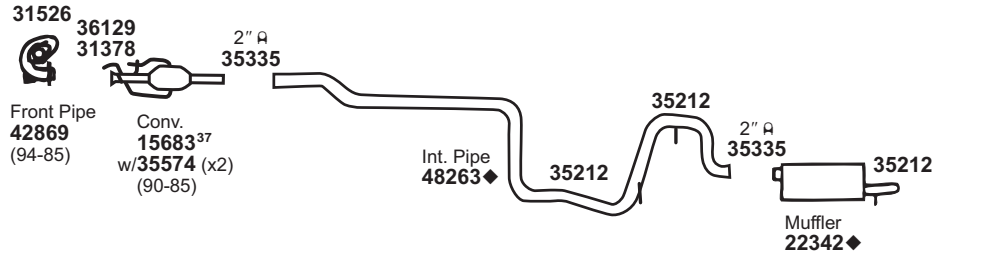
492 # Modifications and/or additional parts required.

521 Requires 36386 Bracket.

581 Single Outlet Muffler replaces Dual Outlet. 42735 Spout required.

# MERCURY Topaz

(11415) 1994-84 4 CYL. TOPAZ w/2.3L (EXC. A.W.D.)

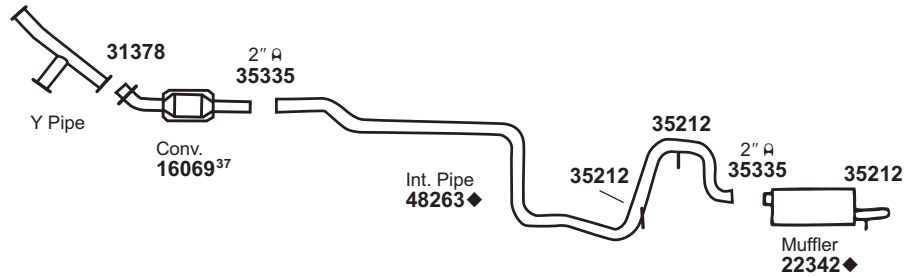


For 15683: Univ. Conv. 15194#  
 For 22342: SoundFX 18181 Tru-Fit 18153<sup>528</sup> Univ. SoundFX 17825#

GENERAL INFORMATION

PASSENGER CAR

(11416) 1994-92 6 CYL. TOPAZ w/3.0L ENG. (EXC. XR5, LTS)

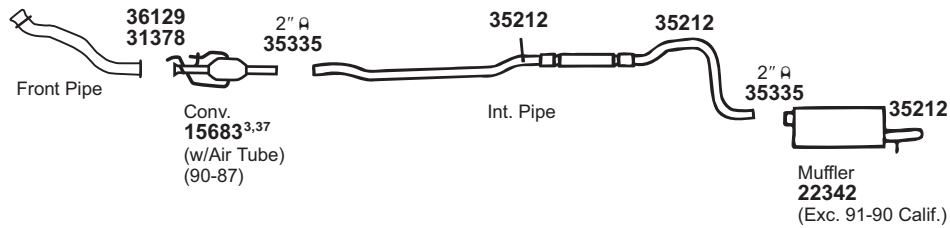


For 16069: Univ. Conv. 15036#  
 For 22342: SoundFX 18181 Tru-Fit 18153<sup>528</sup> Univ. SoundFX 17825#

LIGHT TRUCK

MUFFLER SPECS.

(11417) 1991-87 4 CYL. TOPAZ w/2.3L ENG., A.W.D.

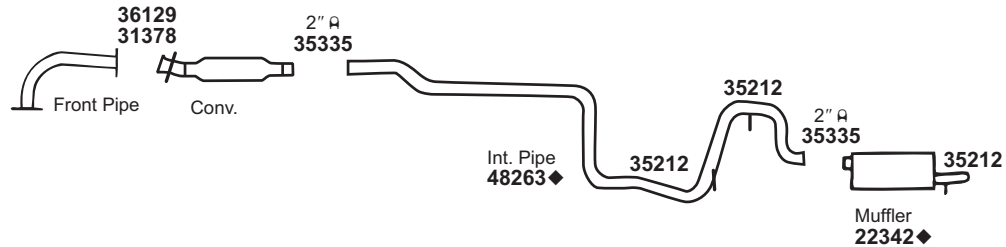


For 15683: Univ. Conv. 15194#  
 For 22342: SoundFX 18181 Tru-Fit 18153<sup>528</sup> Univ. SoundFX 17825#

OPTIONAL MUFFLERS

CONVERTER SPECS.

(11418) 1986-84 4 CYL. TOPAZ w/2.0L DIESEL ENG.



For 22342: SoundFX 18181 Tru-Fit 18153<sup>528</sup> Univ. SoundFX 17825#

ACCESSORIES

FOOTNOTES

31378 Gskt.	31526 Gskt.	35212 Insl.	36129 Bolt Kit																

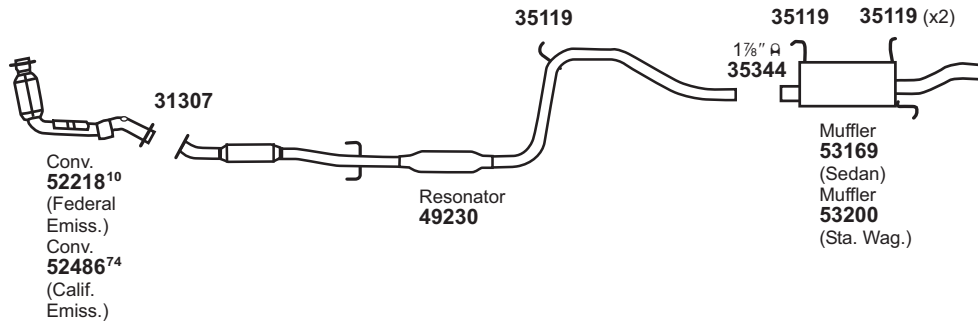
NOT LEGAL FOR SALE IN STATE OF CALIFORNIA  
 IN NEW YORK STATE, CONVERTERS LISTED ARE LEGAL FOR FEDERAL/EPA EMISSION VEHICLES ONLY

◆ If welded assembly, replace all required parts.  
 # Modifications and/or additional parts required.  
 3 May require 35574 Air Tube Kit for installation.

37 Fits All Emissions Vehicles.  
 528 Requires 41742 Spout & (1) Extra 35408 (2") Clamp.

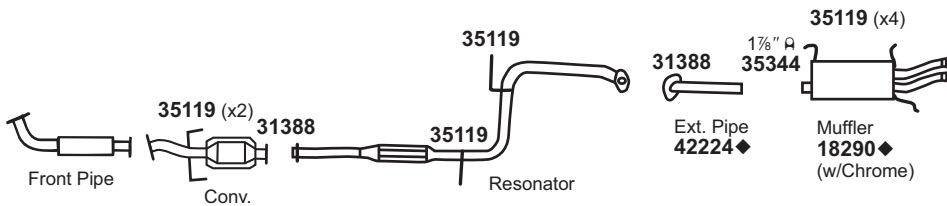
# MERCURY Tracer

(11419) 1999-97 4 CYL. TRACER w/2.0L ENG. (EXC. SPORT PACKAGE)

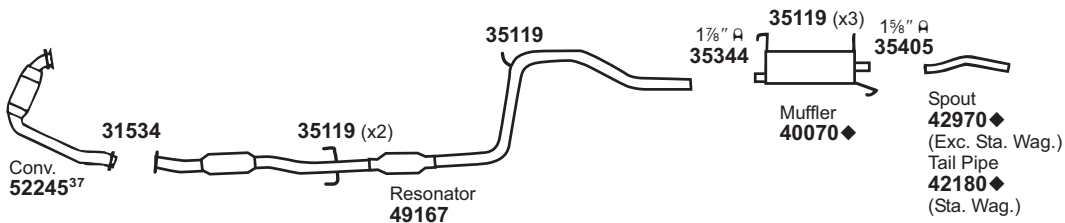


For 52218: Univ. Conv. 93236#  
 For 53169: SoundFX 18563  
 For 53200: SoundFX 18582 Tru-Fit 18153#

(11420) 1996 4 CYL. TRACER w/1.8L ENG.

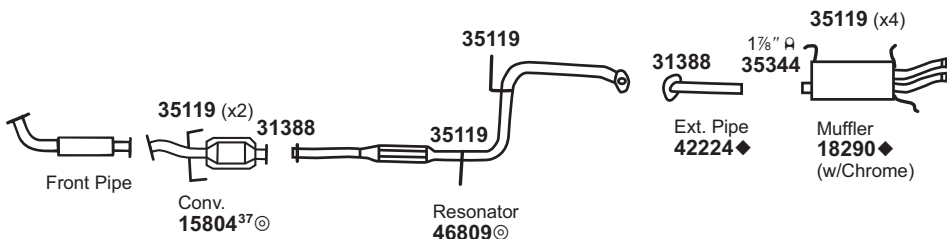


(11421) 1996 4 CYL. TRACER w/1.9L ENG.



For 40070: SoundFX 183227 Tru-Fit 18153#  
 For 52245: Univ. Conv. 93236#

(11422) 1995-91 4 CYL. TRACER w/1.8L DOHC ENG.



For 15804: Univ. Conv. 15036#

31307 Gskt.	31388 Gskt.	31534 Gskt.	35119 Insl.									

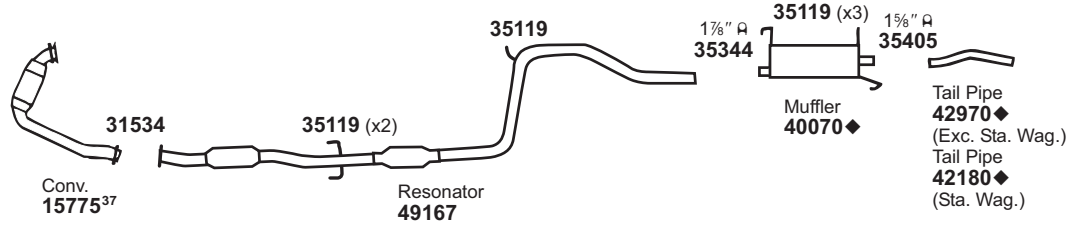
NOT LEGAL FOR SALE IN STATE OF CALIFORNIA  
 IN NEW YORK STATE, CONVERTERS LISTED ARE LEGAL FOR FEDERAL/EPA EMISSION VEHICLES ONLY

- ◆ If welded assembly, replace all required parts.
- ⊙ Air Gap Pipe. Appearance may be different than O.E. Pipe. Air space between Pipes acts as a Heat Insulator.
- ◆ Exc. Station Wagon.
- 10 Fits Federal/EPA Emission Vehicles.
- 37 Fits All Emissions Vehicles.
- 74 Fits California/50 State Emission Vehicles.



# MERCURY Tracer

(11423) 1995-91 4 CYL. TRACER w/1.9L SOHC ENG.

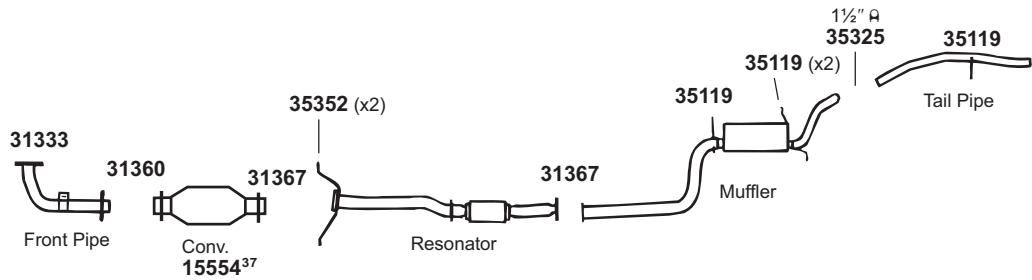


For 15775: Univ. Conv. 15036#  
 For 40070: SoundFX 18322<sup>7</sup> Tru-Fit 18153#

GENERAL INFORMATION

PASSENGER CAR

(11424) 1989-87 4 CYL. TRACER w/1.6L ENG.



For 15554: Univ. Conv. 93236#

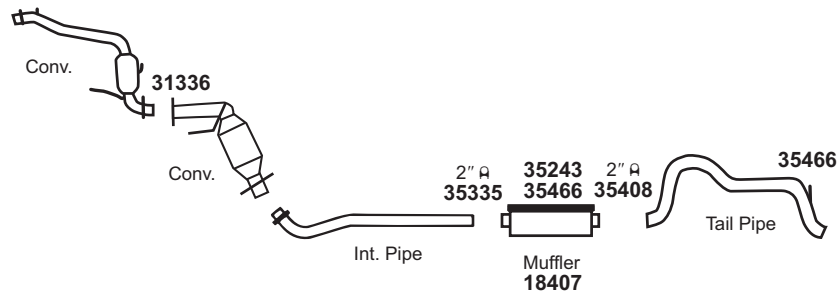
LIGHT TRUCK

MUFFLER SPECS.

OPTIONAL MUFFLERS

# MERCURY Zephyr

(11425) 1983 4 CYL. ZEPHYR w/2.3L ENG.  
 1983 6 CYL. ZEPHYR w/3.3L ENG. w/14" CONVERTER SHELL



NOTE: Reuse existing shields. If not reuseable, O.E. parts are required.

For 18407: Univ. SoundFX 17844# Super Turbo 17736#

CONVERTER SPECS.

ACCESSORIES

FOOTNOTES

31333 Gskt.	31336 Gskt.	31360 Gskt.	31367 Gskt.	31534 Gskt.	35119 Insl.	35243 Brkt.	35352 Insl.	35466 Insl.						

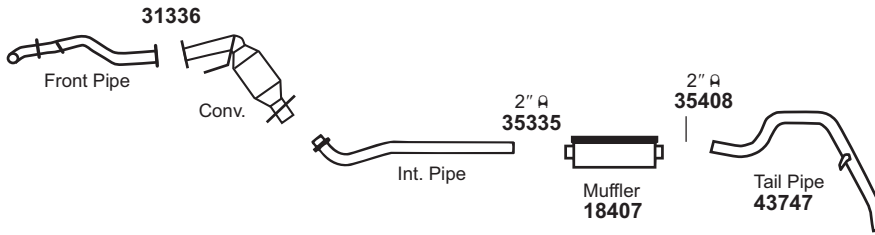
NOT LEGAL FOR SALE IN STATE OF CALIFORNIA  
 IN NEW YORK STATE, CONVERTERS LISTED ARE LEGAL FOR FEDERAL/EPA EMISSION VEHICLES ONLY

◆ If welded assembly, replace all required parts.  
 # Modifications and/or additional parts required.

7 Exc. Station Wagon.  
 37 Fits All Emissions Vehicles.

# MERCURY Zephyr

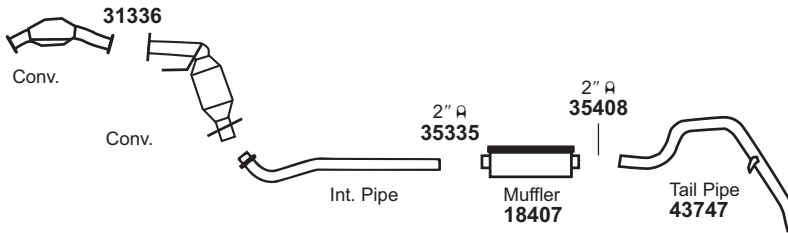
(11426) 1982-80 4 CYL. ZEPHYR w/2.3L (140 C.I.D.) ENG. (1980 EXC. TURBO)



NOTE: Reuse existing shields. If not reuseable, O.E. parts are required.

For 18407: Univ. SoundFX 17844# Super Turbo 17736#

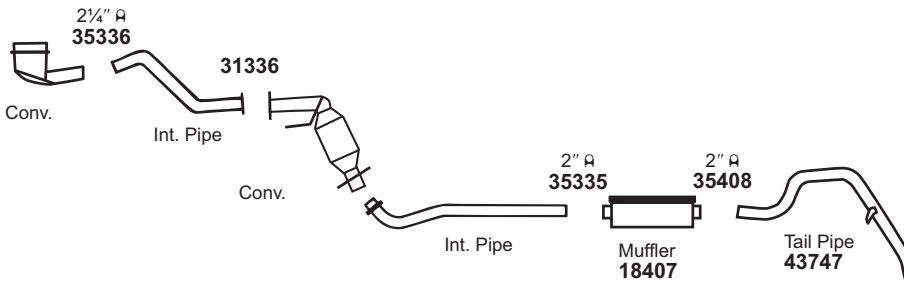
(11427) 1982-81 6 CYL. ZEPHYR w/3.3L (200 C.I.D.) ENG., w/14" CONVERTER SHELL



NOTE: Reuse existing shields. If not reuseable, O.E. parts are required.

For 18407: Univ. SoundFX 17844# Super Turbo 17736#

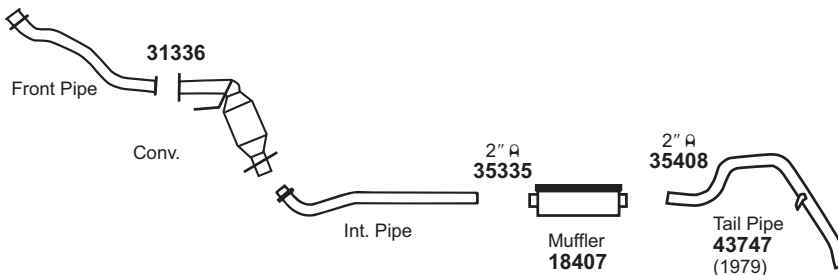
(11428) 1980 6 CYL. ZEPHYR w/3.3L (200 C.I.D.) ENG. w/14" CONVERTER SHELL



NOTE: Reuse existing shields. If not reuseable, O.E. parts are required.

For 18407: Univ. SoundFX 17844# Super Turbo 17736#

(11429) 1979-78 4 CYL. ZEPHYR w/2.3L (140 C.I.D.) ENG.  
1979-78 6 CYL. ZEPHYR w/3.3L (200 C.I.D.) ENG.



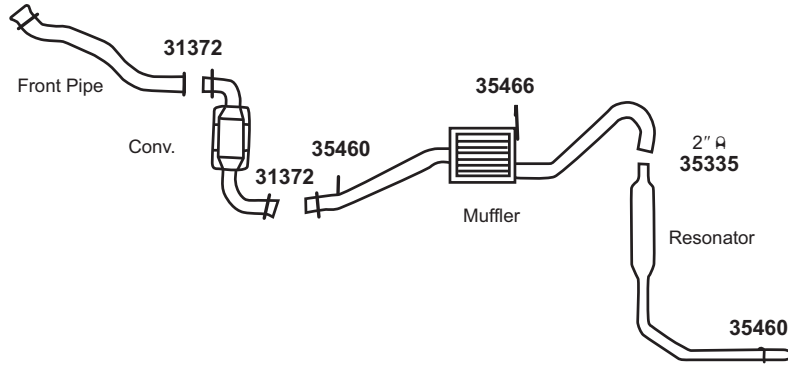
NOTE: Reuse existing shields. If not reuseable, O.E. parts are required.

For 18407: Univ. SoundFX 17844# Super Turbo 17736#

31336 Gskt.																			
----------------	--	--	--	--	--	--	--	--	--	--	--	--	--	--	--	--	--	--	--

NOT LEGAL FOR SALE IN STATE OF CALIFORNIA  
IN NEW YORK STATE, CONVERTERS LISTED ARE LEGAL FOR FEDERAL/EPA EMISSION VEHICLES ONLY

(11430) 1989-85 4 CYL. XR4Ti w/2.3L TURBO ENG.



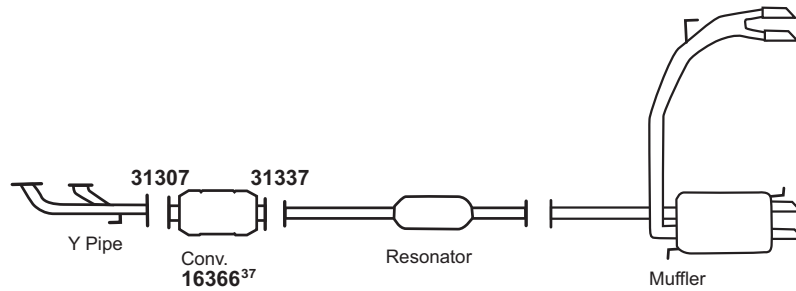
GENERAL INFORMATION

PASSENGER CAR

LIGHT TRUCK

## MITSUBISHI 3000GT

(11431) 1999 6 CYL. VR4 w/3.0L ENG.

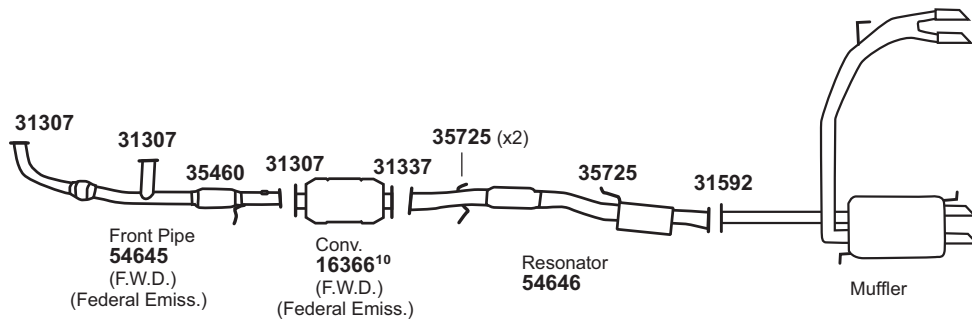


MUFFLER SPECS.

OPTIONAL MUFFLERS

CONVERTER SPECS.

(11432) 1995-91 6 CYL. 3000GT w/3.0L ENG., w/o TURBO



ACCESSORIES

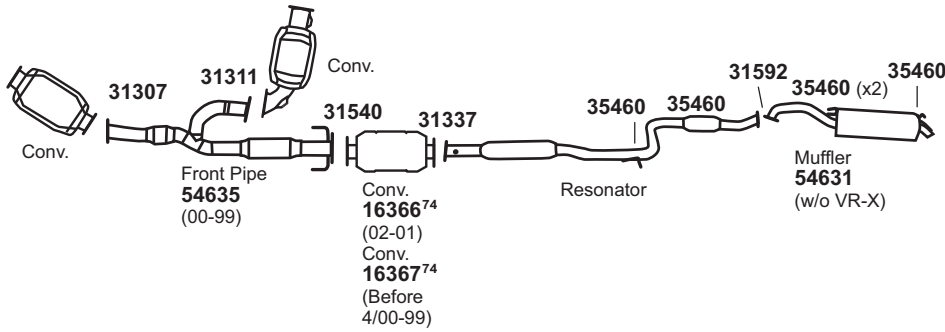
FOOTNOTES

31307 Gskt.	31337 Gskt.	31372 Gskt.	31592 Gskt.	35460 Insl.	35466 Insl.	35725 Insl.												

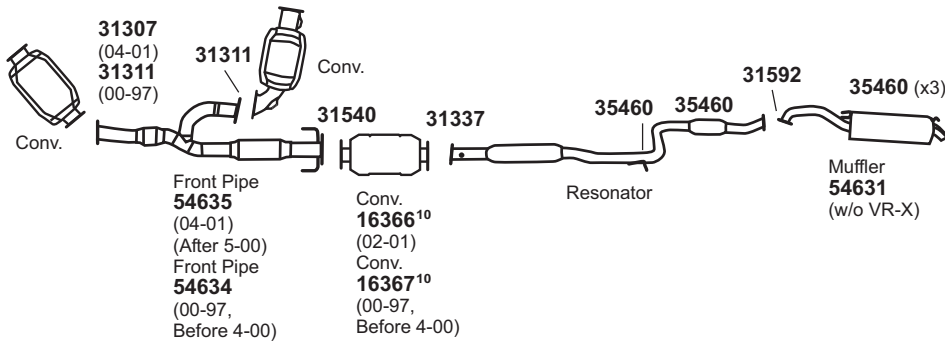
NOT LEGAL FOR SALE IN STATE OF CALIFORNIA  
IN NEW YORK STATE, CONVERTERS LISTED ARE LEGAL FOR FEDERAL/EPA EMISSION VEHICLES ONLY

# MITSUBISHI Diamante

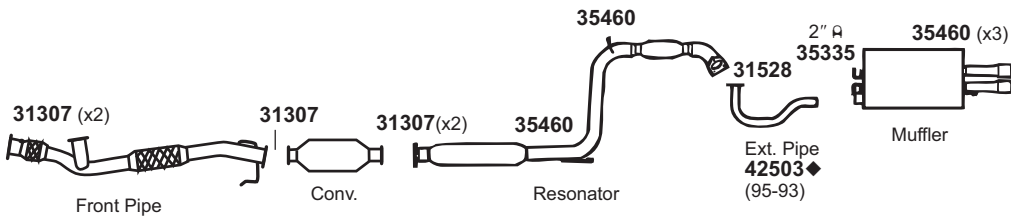
(11433) 2004-97 6 CYL. DIAMANTE w/3.5L ENG., CALIFORNIA EMISSIONS



(11434) 2004-97 6 CYL. DIAMANTE w/3.5L ENG., FEDERAL EMISSIONS

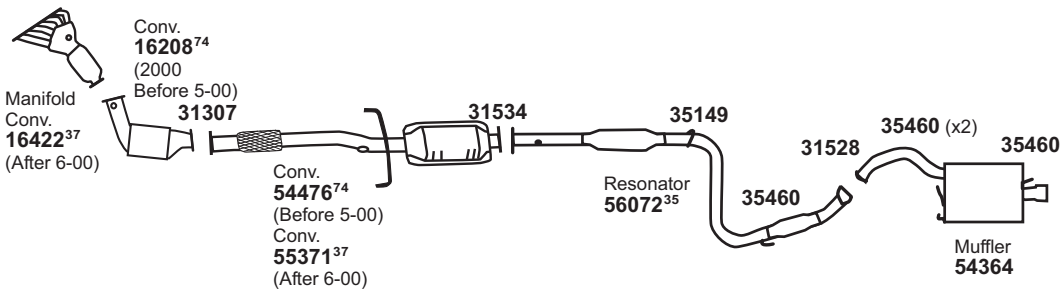


(11435) 1995-92 6 CYL. DIAMANTE w/3.0L ENG. (EXC. 95-93 STATION WAGON)



# MITSUBISHI Eclipse

(11436) 2005-00 4 CYL. ECLIPSE, ECLIPSE SPYDER w/2.4L ENG.



For 16208: Univ. Conv. 93270#  
For 54476: Univ. Conv. 93237#

31307 Gskt.	31311 Gskt.	31337 Gskt.	31528 Gskt.	31534 Gskt.	31540 Gskt.	31592 Gskt.	35149 Insl.	35460 Insl.						

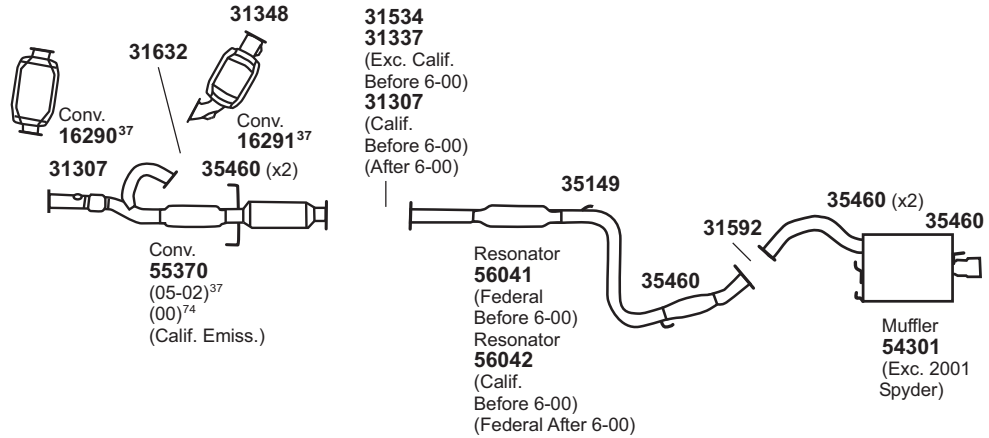
NOT LEGAL FOR SALE IN STATE OF CALIFORNIA  
IN NEW YORK STATE, CONVERTERS LISTED ARE LEGAL FOR FEDERAL/EPA EMISSION VEHICLES ONLY

- ◆ If welded assembly, replace all required parts.
- # Modifications and/or additional parts required.
- 10 Fits Federal/EPA Emission Vehicles.

- 35 Use 35299 Oxygen Sensor Plug on Calif. Only applications to 5/00 and on Federal and Calif. Applications from 6/00.
- 37 Fits All Emissions Vehicles.
- 74 Fits California/50 State Emission Vehicles.

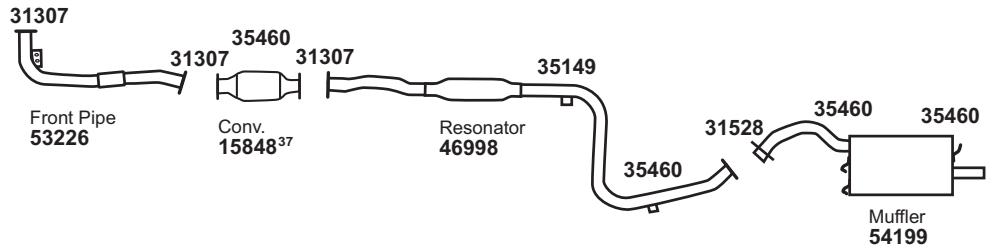
# MITSUBISHI Eclipse

(11437) 2005-00 6 CYL. ECLIPSE w/3.0L ENG.



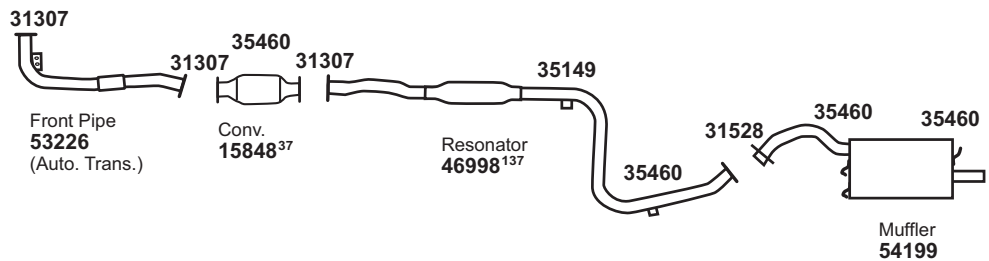
For 16290: Univ. Conv. 93270#  
 For 16291: Univ. Conv. 93270#  
 For 55370: Univ. Conv. 93302#

(11438) 1999-96 4 CYL. ECLIPSE w/2.0L ENG. (EXC. TURBO)



For 15848: Univ. Conv. 93237#

(11439) 1995 4 CYL. ECLIPSE w/2.0L ENG. (EXC. TURBO) F.W.D.



For 15848: Univ. Conv. 93237#

31307 Gskt.	31337 Gskt.	31348 Gskt.	31528 Gskt.	31534 Gskt.	31592 Gskt.	31632 Gskt.	35149 Insl.	35460 Insl.						

NOT LEGAL FOR SALE IN STATE OF CALIFORNIA  
 IN NEW YORK STATE, CONVERTERS LISTED ARE LEGAL FOR FEDERAL/EPA EMISSION VEHICLES ONLY

# Modifications and/or additional parts required.  
 37 Fits All Emissions Vehicles.

74 Fits California/50 State Emission Vehicles.  
 137 Requires 35299 Plug for 1995 w/Auto. Trans.

GENERAL INFORMATION

PASSENGER CAR

LIGHT TRUCK

MUFFLER SPECS.

OPTIONAL MUFFLERS

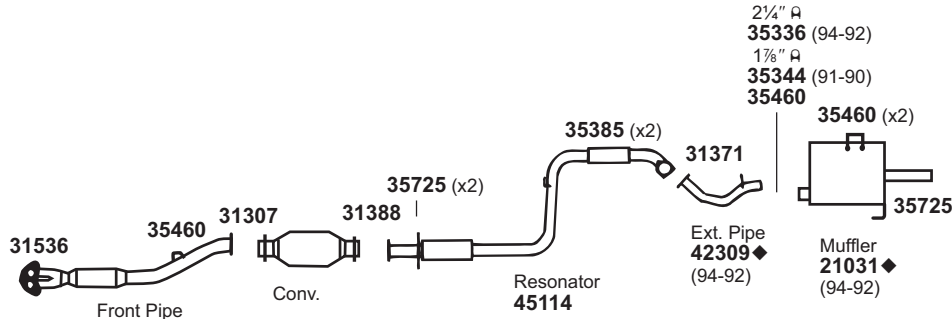
CONVERTER SPECS.

ACCESSORIES

FOOTNOTES

# MITSUBISHI Eclipse

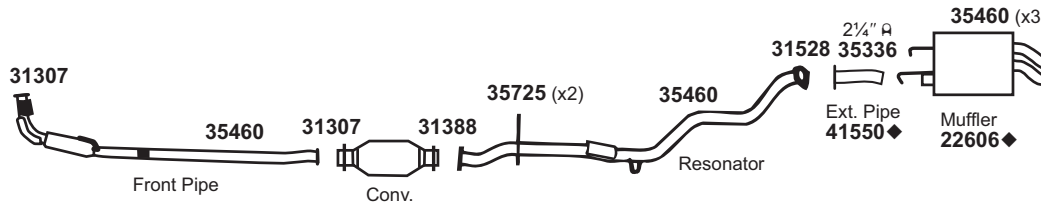
(11440) 1994-90 4 CYL. ECLIPSE w/1.8L ENG.



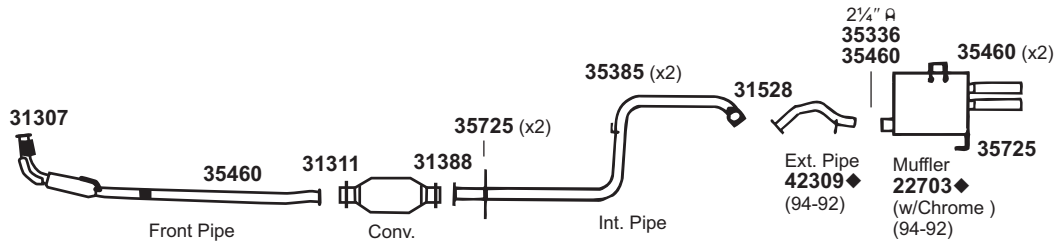
For 21031: Super Turbo 17731#

Ultra Flo SS 17282#

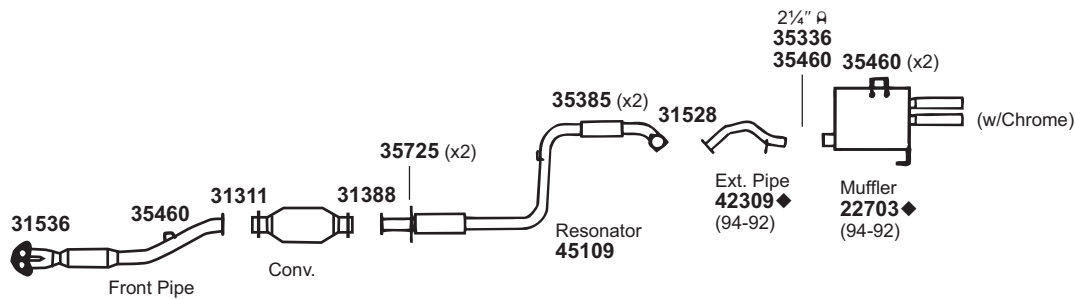
(11441) 1994-90 4 CYL. ECLIPSE w/2.0L TURBO ENG., A.W.D.



(11442) 1994-90 4 CYL. ECLIPSE w/2.0L ENG., TURBO (EXC. A.W.D.)



(11443) 1994-90 4 CYL. ECLIPSE w/2.0L ENG., F.W.D. (EXC. TURBO)

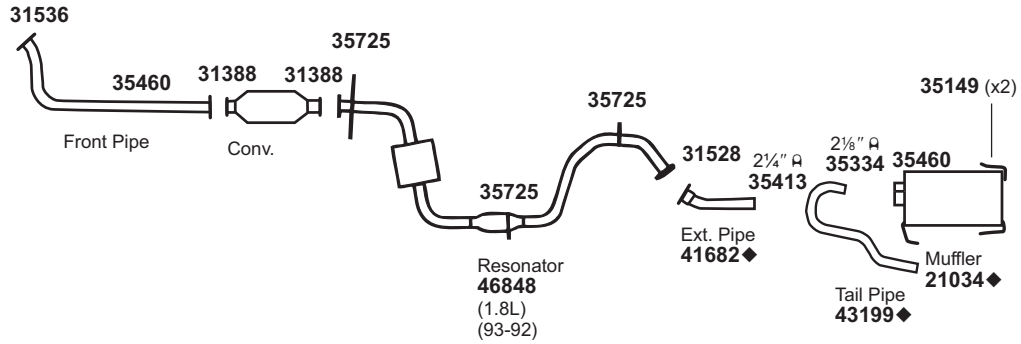


31307 Gskt.	31311 Gskt.	31371 Gskt.	31388 Gskt.	31528 Gskt.	31536 Gskt.	35385 O-Ring	35460 Insl.	35725 Insl.						

NOT LEGAL FOR SALE IN STATE OF CALIFORNIA  
IN NEW YORK STATE, CONVERTERS LISTED ARE LEGAL FOR FEDERAL/EPA EMISSION VEHICLES ONLY

# MITSUBISHI Expo

(11444) 1994-92 4 CYL. EXPO-LRV w/1.8L ENG., F.W.D.  
 1992 4 CYL. EXPO w/2.4L ENG., F.W.D.



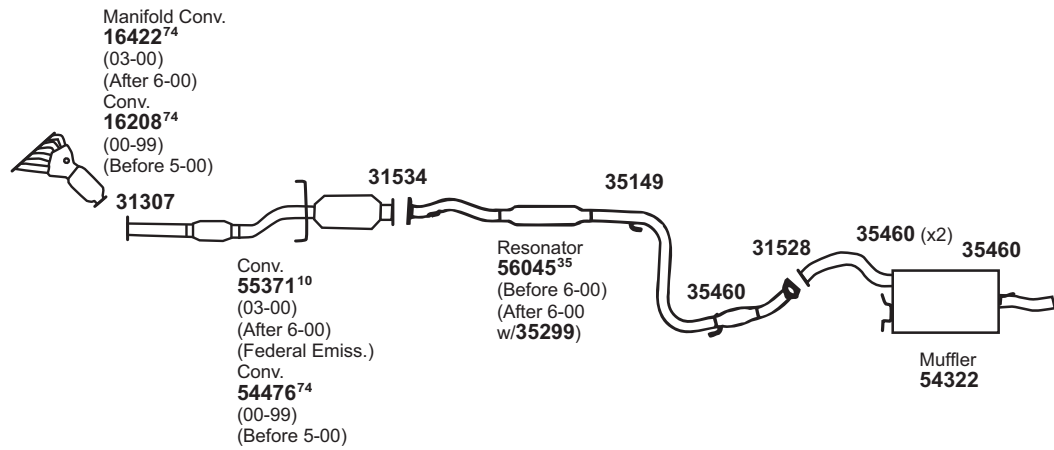
GENERAL INFORMATION

PASSENGER CAR

LIGHT TRUCK

# MITSUBISHI Galant

(11445) 2003-99 4 CYL. GALANT w/2.4L ENG.



For 16208: Univ. Conv. 93270#  
 For 54476: Univ. Conv. 93237#

MUFFLER SPECS.

OPTIONAL MUFFLERS

CONVERTER SPECS.

ACCESSORIES

FOOTNOTES

31307 Gskt.	31388 Gskt.	31528 Gskt.	31534 Gskt.	31536 Gskt.	35149 Insl.	35299 Plug	35460 Insl.	35725 Insl.						

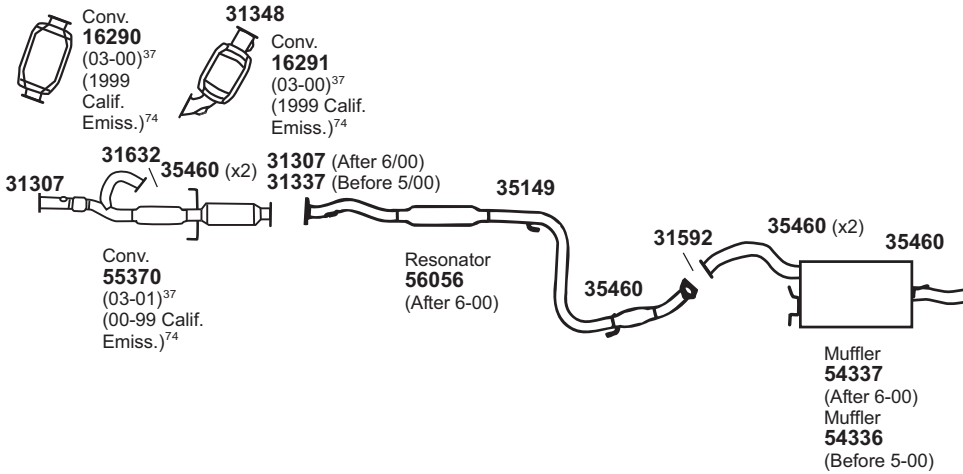
NOT LEGAL FOR SALE IN STATE OF CALIFORNIA  
 IN NEW YORK STATE, CONVERTERS LISTED ARE LEGAL FOR FEDERAL/EPA EMISSION VEHICLES ONLY

◆ If welded assembly, replace all required parts.  
 # Modifications and/or additional parts required.  
 10 Fits Federal/EPA Emission Vehicles.

35 Use 35299 Oxygen Sensor Plug on Calif. Only applications to 5/00 and on Federal and Calif. Applications from 6/00.  
 74 Fits California/50 State Emission Vehicles.

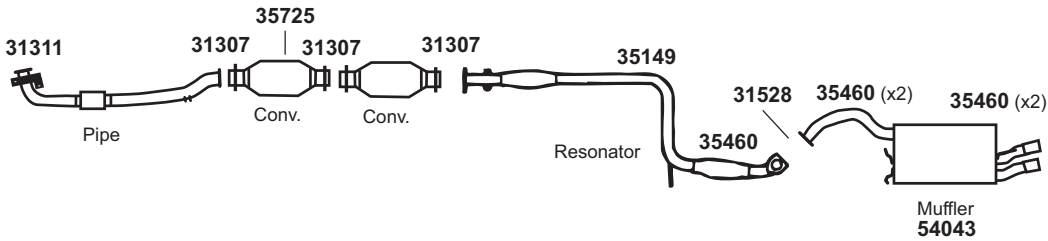
# MITSUBISHI Galant

(11446) 2003-99 6 CYL. GALANT w/3.0L ENG.

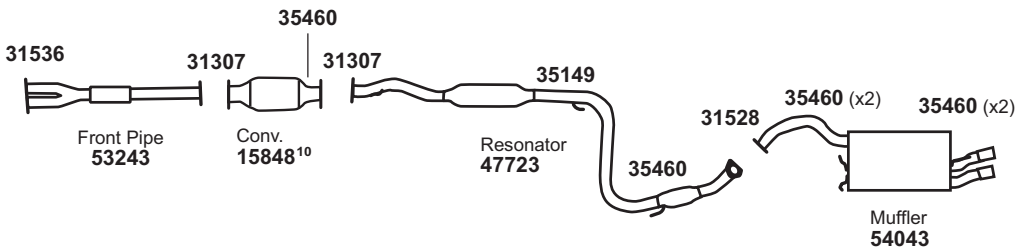


For **16290**: Univ. Conv. **93270#**  
 For **16291**: Univ. Conv. **93270#**  
 For **55370**: Univ. Conv. **93302#**

(11447) 1998-96 4 CYL. GALANT w/2.4L ENG., CALIFORNIA EMISSIONS



(11448) 1998-96 4 CYL. GALANT w/2.4L ENG., FEDERAL EMISSIONS



For **15848**: Univ. Conv. **93237#**

31307 Gskt.	31311 Gskt.	31337 Gskt.	31348 Gskt.	31528 Gskt.	31536 Gskt.	31592 Gskt.	31632 Gskt.	35149 Insl.	35460 Insl.	35725 Insl.			

NOT LEGAL FOR SALE IN STATE OF CALIFORNIA  
 IN NEW YORK STATE, CONVERTERS LISTED ARE LEGAL FOR FEDERAL/EPA EMISSION VEHICLES ONLY

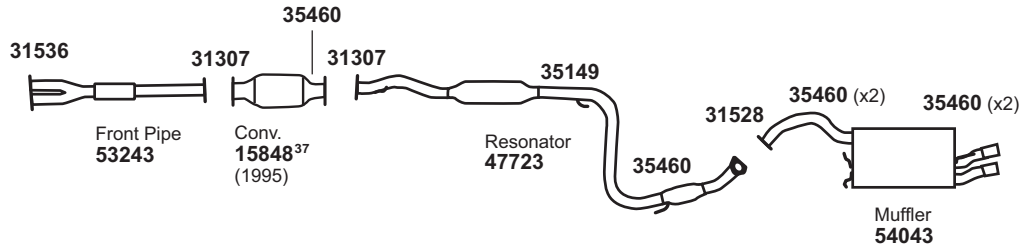
502 # Modifications and/or additional parts required.  
 10 Fits Federal/EPA Emission Vehicles.

37 Fits All Emissions Vehicles.  
 74 Fits California/50 State Emission Vehicles.



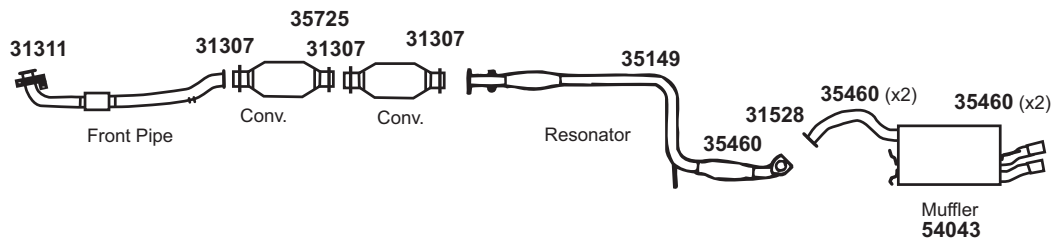
# MITSUBISHI Galant

(11449) 1995 4 CYL. GALANT w/2.4L ENG., FEDERAL EMISSIONS  
 1994 4 CYL. GALANT w/2.4L ENG.

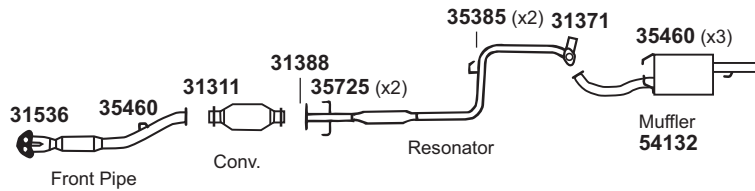


For 15848: Univ. Conv. 93237#

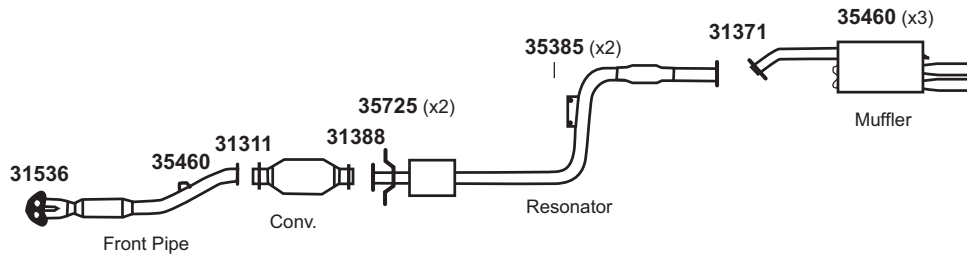
(11450) 1995 4 CYL. GALANT w/2.4L ENG., CALIF. EMISSIONS



(11451) 1993-89 4 CYL. GALANT w/2.0L SOHC ENG., F.W.D.



(11452) 1990-89 4 CYL. GALANT w/2.0L DOHC ENG., F.W.D.



31307 Gskt.	31311 Gskt.	31371 Gskt.	31388 Gskt.	31528 Gskt.	31536 Gskt.	35149 Insl.	35385 O-Ring	35460 Insl.	35725 Insl.				

NOT LEGAL FOR SALE IN STATE OF CALIFORNIA  
 IN NEW YORK STATE, CONVERTERS LISTED ARE LEGAL FOR FEDERAL/EPA EMISSION VEHICLES ONLY

GENERAL  
INFORMATION

PASSENGER  
CAR

LIGHT  
TRUCK

MUFFLER  
SPECS.

OPTIONAL  
MUFFLERS

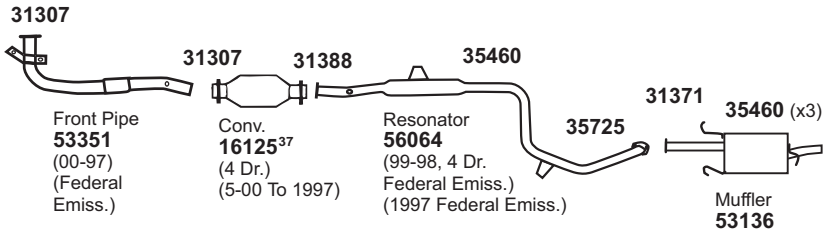
CONVERTER  
SPECS.

ACCESSORIES

FOOTNOTES

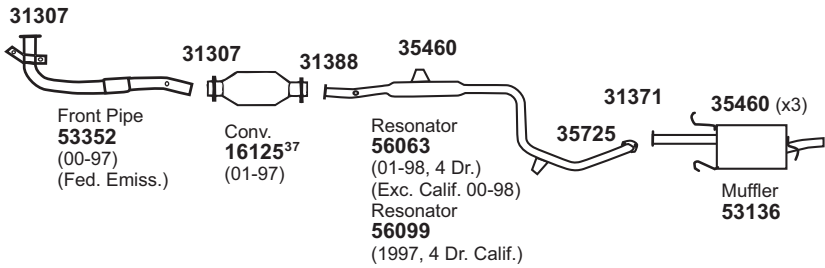
# MITSUBISHI Mirage

(11453) 2002-99 4 CYL. MIRAGE w/1.5L ENG.  
1998-97 4 CYL. MIRAGE DE w/1.5L ENG.



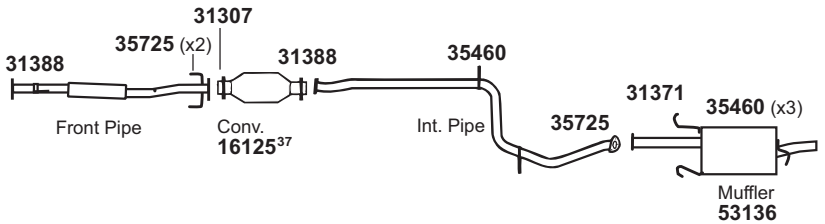
For 16125: Univ. Conv. 15052#

(11454) 2002-99 4 CYL. MIRAGE w/1.8L ENG.  
1998-97 4 CYL. MIRAGE LS w/1.8L ENG.



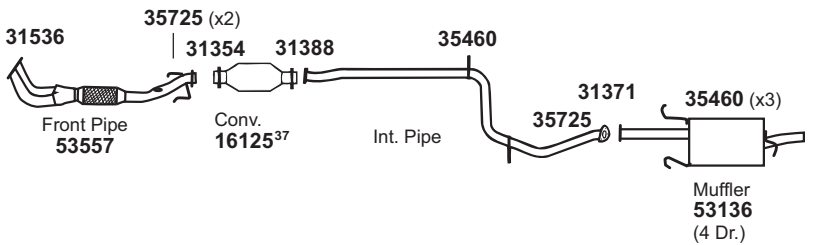
For 16125: Univ. Conv. 15052#

(11455) 1996 4 CYL. MIRAGE S, ES, LS MODELS w/1.5L ENG.



For 16125: Univ. Conv. 15052#

(11456) 1996 4 CYL. MIRAGE S, LS MODELS w/1.8L ENG.



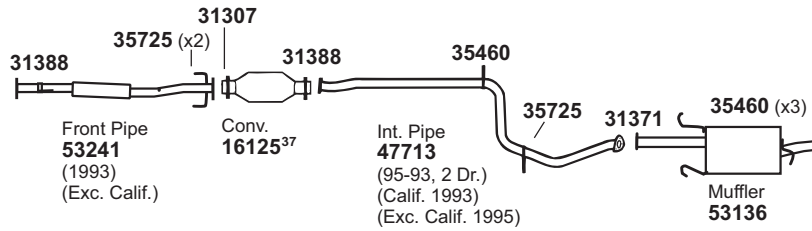
For 16125: Univ. Conv. 15052#

31307 Gskt.	31354 Gskt.	31371 Gskt.	31388 Gskt.	31536 Gskt.	35460 Insl.	35725 Insl.							

NOT LEGAL FOR SALE IN STATE OF CALIFORNIA  
IN NEW YORK STATE, CONVERTERS LISTED ARE LEGAL FOR FEDERAL/EPA EMISSION VEHICLES ONLY

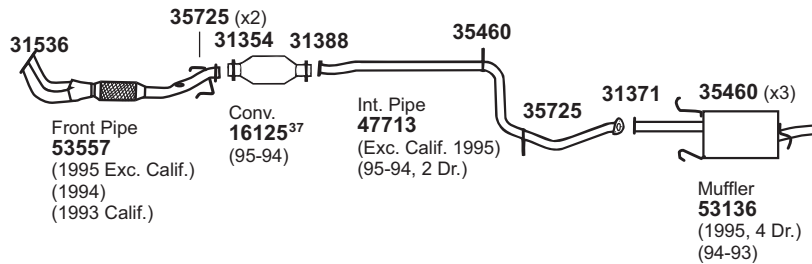
# MITSUBISHI Mirage

(11457) 1995-93 4 CYL. MIRAGE S, ES, LS MODELS w/1.5L ENG.



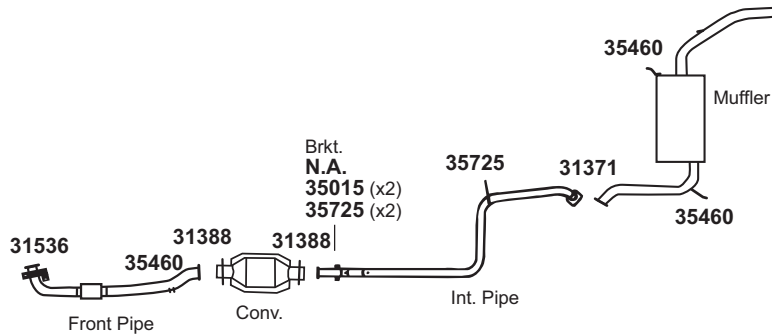
For 16125: Univ. Conv. 15052#

(11458) 1995-93 4 CYL. MIRAGE S, ES, LS MODELS w/1.8L ENG.

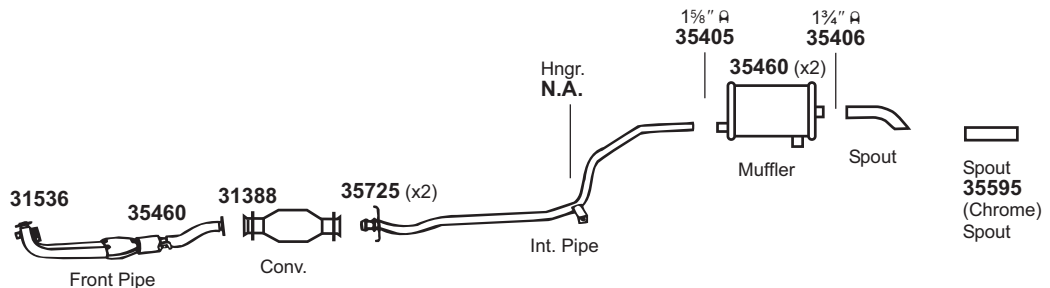


For 16125: Univ. Conv. 15052#

(11459) 1992-89 4 CYL. MIRAGE w/1.5L ENG.



(11460) 1988-87 4 CYL. MIRAGE w/1.5L ENG. (EXC. TURBO)



31307 Gskt.	31354 Gskt.	31371 Gskt.	31388 Gskt.	31536 Gskt.	35015 Insl.	35460 Insl.	35725 Insl.						

NOT LEGAL FOR SALE IN STATE OF CALIFORNIA  
IN NEW YORK STATE, CONVERTERS LISTED ARE LEGAL FOR FEDERAL/EPA EMISSION VEHICLES ONLY

# Modifications and/or additional parts required.

37 Fits All Emissions Vehicles.

505

GENERAL INFORMATION

PASSENGER CAR

LIGHT TRUCK

MUFFLER SPECS.

OPTIONAL MUFFLERS

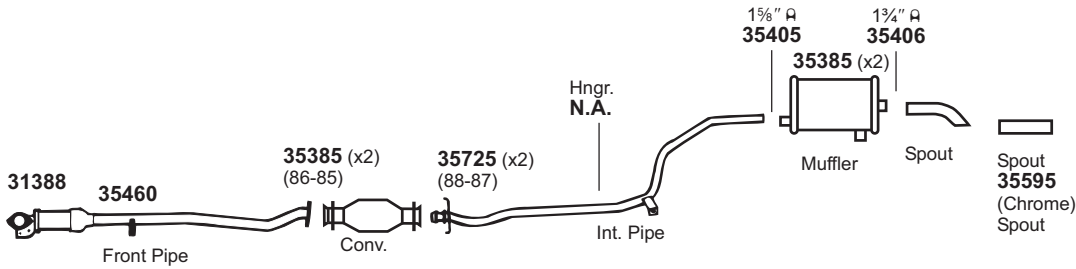
CONVERTER SPECS.

ACCESSORIES

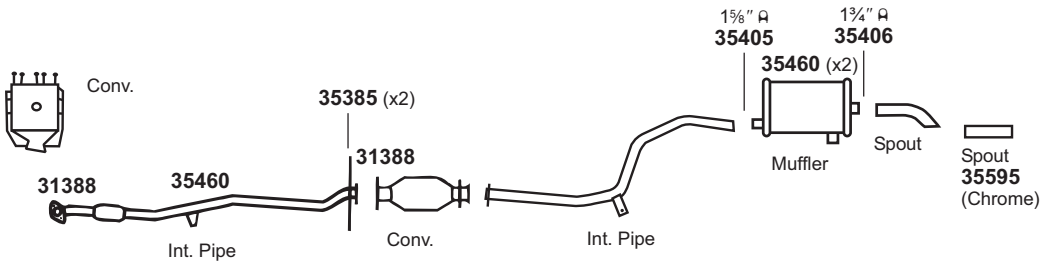
FOOTNOTES

# MITSUBISHI Mirage

(11461) 1988-85 4 CYL. MIRAGE w/1.6L TURBO ENG.



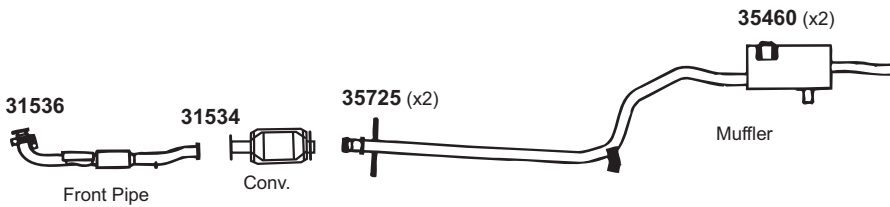
(11462) 1986-85 4 CYL. MIRAGE w/1.5L ENG. (EXC. TURBO)



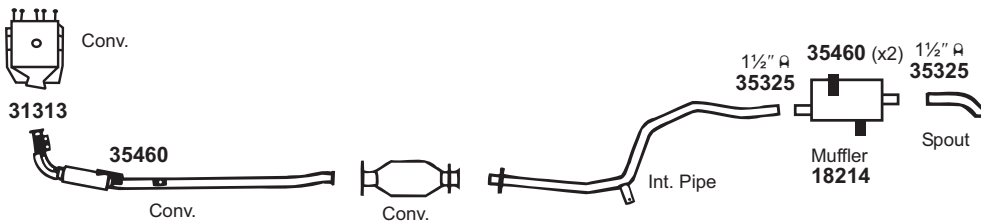
# MITSUBISHI Montero & Outlander (See Truck Section)

## MITSUBISHI Precis

(11463) 1992-90 4 CYL. PRECIS w/1.5L ENG.

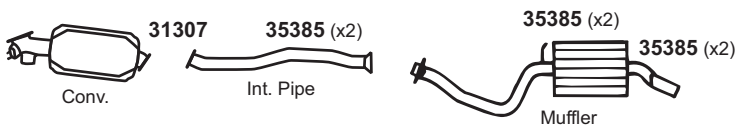


(11464) 1989-87 4 CYL. PRECIS w/1.5L ENG.



## MITSUBISHI Starion

(11465) 1989-83 4 CYL. STARION w/2.6L TURBO ENG.

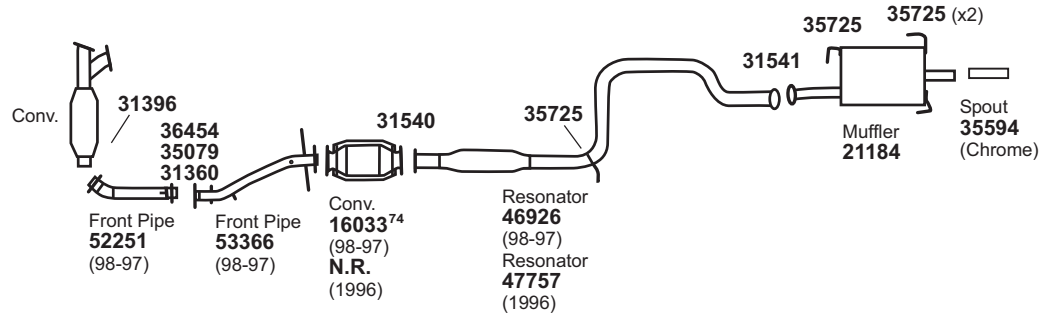


31307 Gskt.	31313 Gskt.	31388 Gskt.	31534 Gskt.	31536 Gskt.	35385 O-Ring	35460 Insl.	35725 Insl.								

NOT LEGAL FOR SALE IN STATE OF CALIFORNIA  
IN NEW YORK STATE, CONVERTERS LISTED ARE LEGAL FOR FEDERAL/EPA EMISSION VEHICLES ONLY

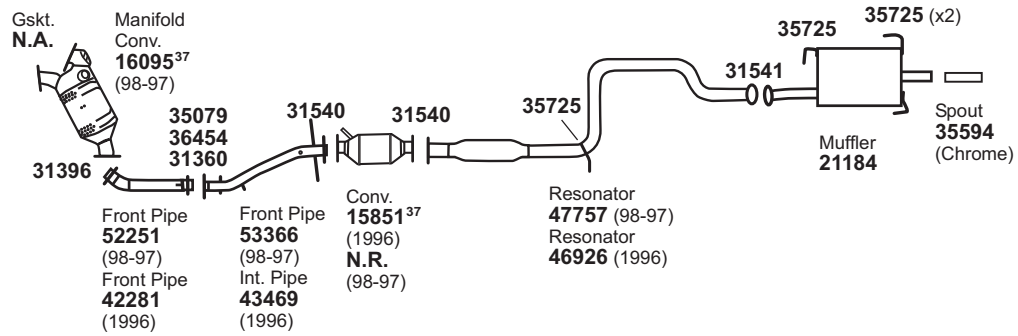
# NISSAN 200SX

(11466) 1998-96 4 CYL. 200SX w/1.6L ENG., CALIF. EMISSIONS



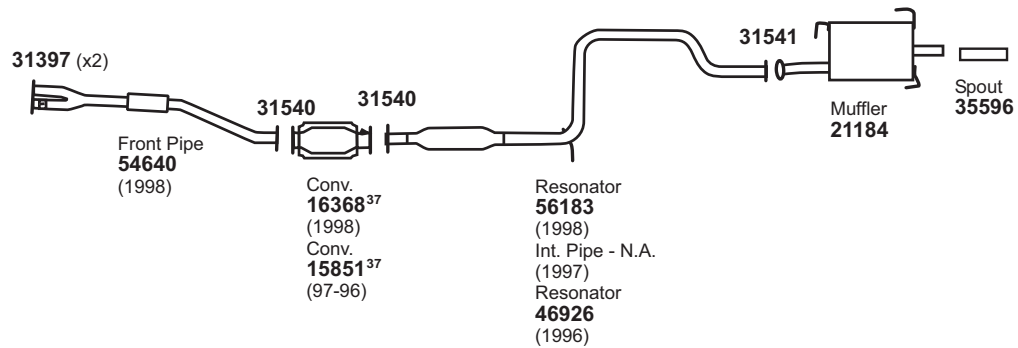
For 16033: Univ. Conv. 93236#  
 For 21184: SoundFX 18569

(11467) 1998-96 4 CYL. 200SX w/1.6L ENG., FEDERAL EMISSIONS



For 15851: Univ. Conv. 93236#  
 For 16095: Univ. Conv. 93266#  
 For 21184: SoundFX 18569

(11468) 1998-96 4 CYL. 200SX w/2.0L ENG.



For 15851: Univ. Conv. 93236#  
 For 16368: Univ. Conv. 93238#  
 For 21184: SoundFX 18569

31360 Gskt.	31396 Gskt.	31397 Gskt.	31540 Gskt.	31541 Gskt.	35079 Hex Nut	35725 Insl.	36454 Bolt Kit						

NOT LEGAL FOR SALE IN STATE OF CALIFORNIA  
 IN NEW YORK STATE, CONVERTERS LISTED ARE LEGAL FOR FEDERAL/EPA EMISSION VEHICLES ONLY

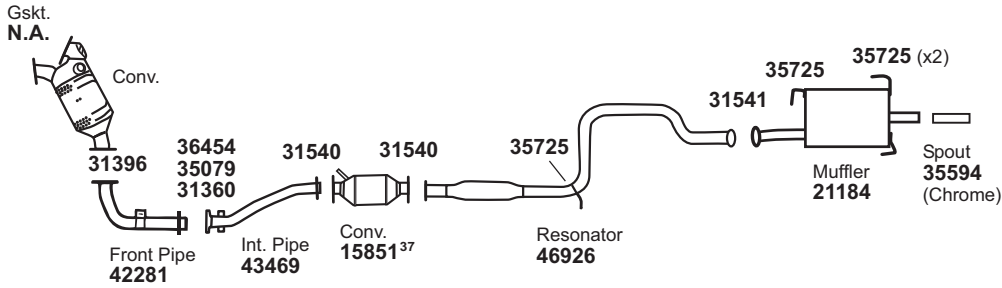
# Modifications and/or additional parts required.  
 37 Fits All Emissions Vehicles.

74 Fits California/50 State Emission Vehicles.

- GENERAL INFORMATION
- PASSENGER CAR
- LIGHT TRUCK
- MUFFLER SPECS.
- OPTIONAL MUFFLERS
- CONVERTER SPECS.
- ACCESSORIES
- FOOTNOTES

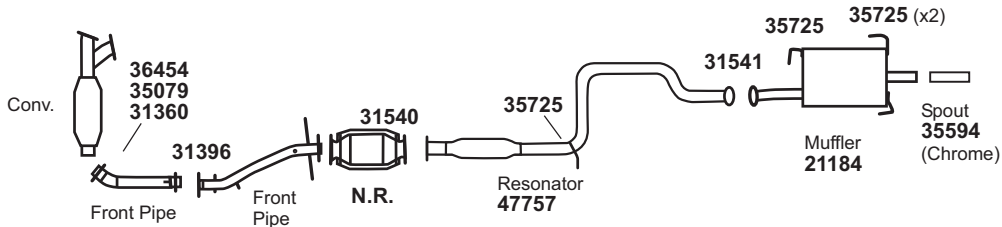
# NISSAN 200SX

(11469) 1995 4 CYL. 200SX w/1.6L ENG., FEDERAL EMISSIONS



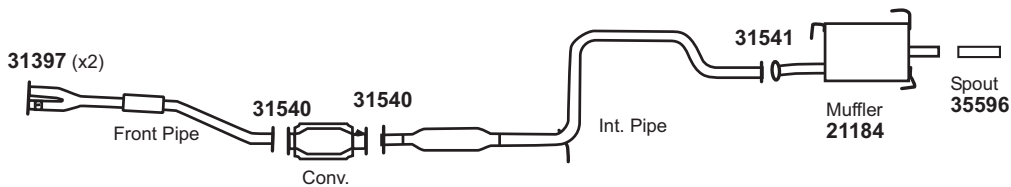
For 15851: Univ. Conv. 93236#  
For 21184: SoundFX 18569

(11470) 1995 4 CYL. 200SX w/1.6L ENG., CALIF. EMISSION



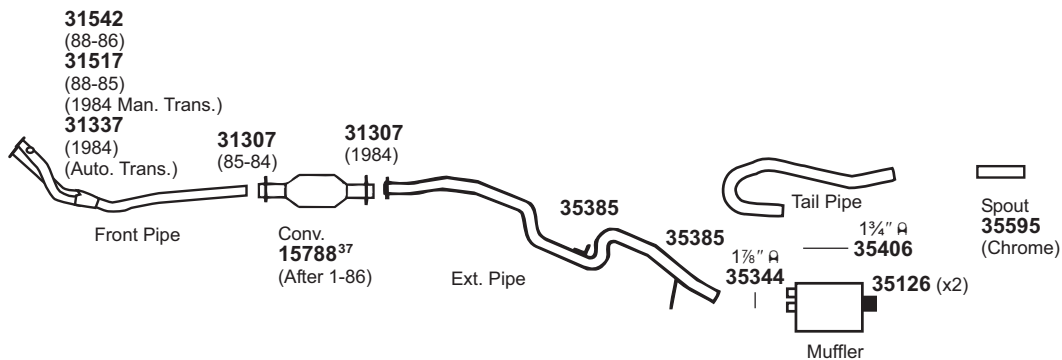
For 21184: SoundFX 18569

(11471) 1995 4 CYL. 200SX w/2.0L ENG.



For 21184: SoundFX 18569

(11472) 1988-84 4 CYL. 200SX w/2.0L (CA20E) ENG.



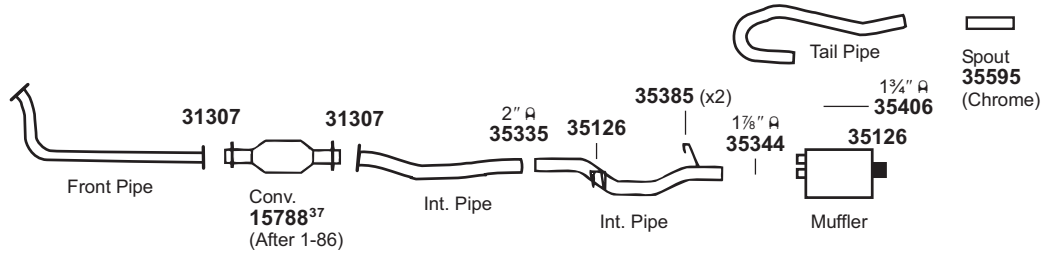
For 15788: Univ. Conv. 15038#

31307 Gskt.	31337 Gskt.	31360 Gskt.	31396 Gskt.	31397 Gskt.	31517 Gskt.	31540 Gskt.	31541 Gskt.	31542 Gskt.	35079 Hex Nut	35126 Hngr.	35385 O-Ring	35725 Insl.	36454 Bolt Kit

NOT LEGAL FOR SALE IN STATE OF CALIFORNIA  
IN NEW YORK STATE, CONVERTERS LISTED ARE LEGAL FOR FEDERAL/EPA EMISSION VEHICLES ONLY

# NISSAN 200SX

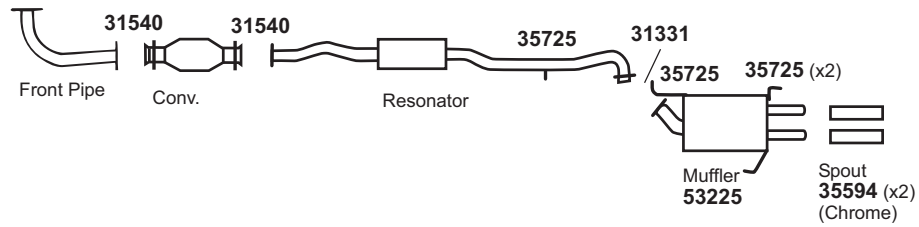
(11473) 1987-84 4 CYL. 200SX w/1.8L (CA18ET) TURBO ENG.



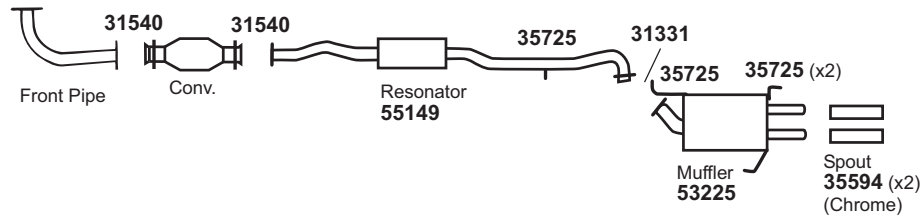
For 15788: Univ. Conv. 15038#

# NISSAN 240SX

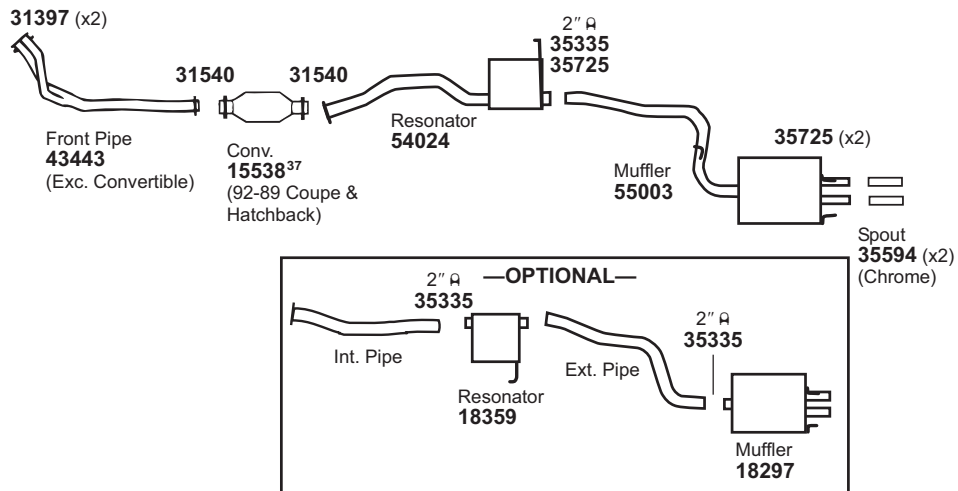
(11474) 1998-96 4 CYL. 240SX w/2.4L ENG.



(11475) 1995 4 CYL. 240SX w/2.4L ENG.



(11476) 1994-89 4 CYL. 240SX w/2.4L ENG.



For 15538: Univ. Conv. 93236#

31307 Gskt.	31331 Gskt.	31397 Gskt.	31540 Gskt.	35126 Hngr.	35385 O-Ring	35725 Insl.								

NOT LEGAL FOR SALE IN STATE OF CALIFORNIA  
IN NEW YORK STATE, CONVERTERS LISTED ARE LEGAL FOR FEDERAL/EPA EMISSION VEHICLES ONLY

GENERAL INFORMATION

PASSENGER CAR

LIGHT TRUCK

MUFFLER SPECS.

OPTIONAL MUFFLERS

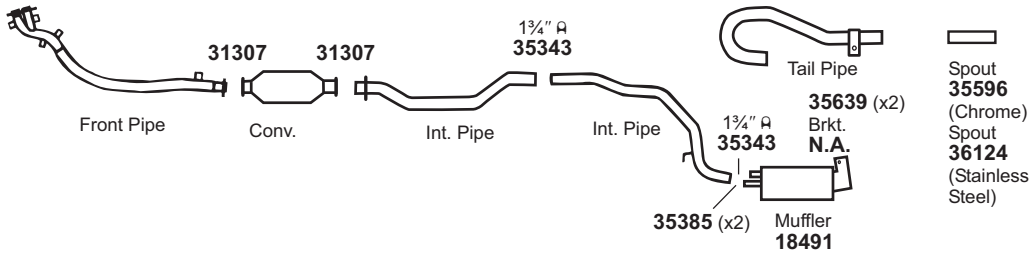
CONVERTER SPECS.

ACCESSORIES

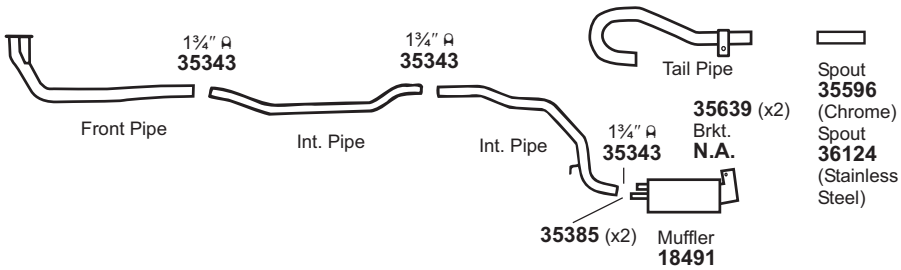
FOOTNOTES

# NISSAN 810

(11477) 1981 6 CYL. 810 w/2393cc ENG. (EXC. STATION WAGON)

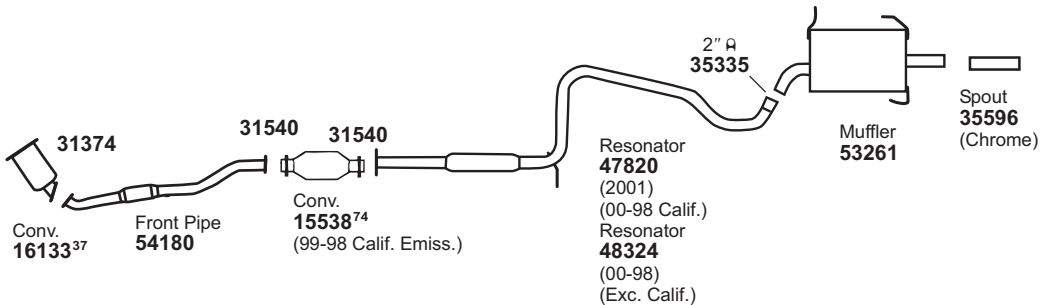


(11478) 1981 6 CYL. 810 w/2793cc DIESEL ENG. (EXC. STATION WAGON)



# NISSAN Altima

(11479) 2001-98 4 CYL. ALTIMA w/2.4L ENG.



For 15538: Univ. Conv. 93236#

For 53261: SoundFX 18919

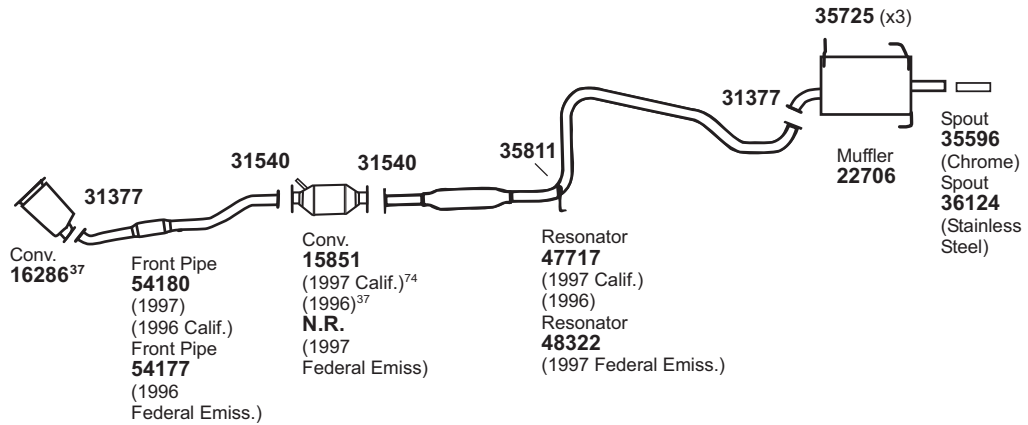
31307 Gskt.	31374 Gskt.	31540 Gskt.	35385 O-Ring	35639 Insl.													

NOT LEGAL FOR SALE IN STATE OF CALIFORNIA  
IN NEW YORK STATE, CONVERTERS LISTED ARE LEGAL FOR FEDERAL/EPA EMISSION VEHICLES ONLY



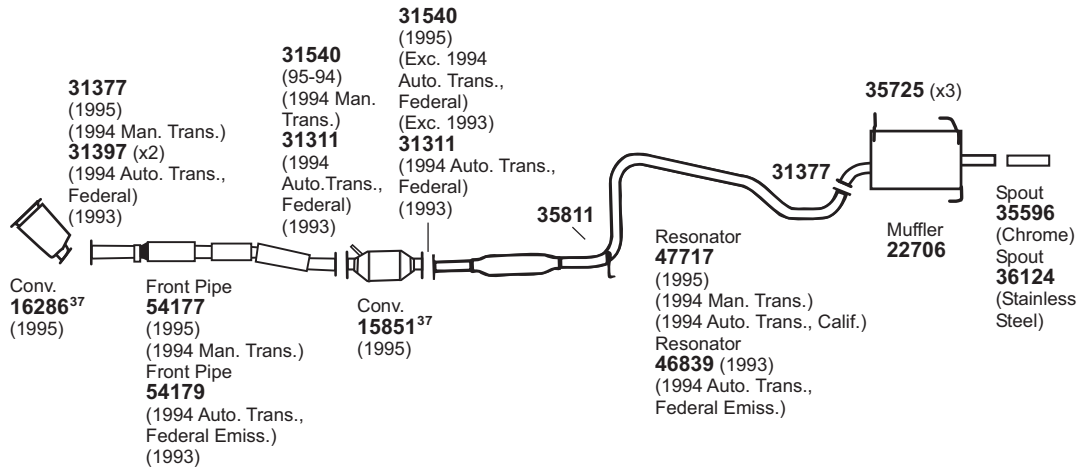
# NISSAN Altima

(11480) 1997-96 4 CYL. ALTIMA w/2.4L ENG.



For 15851: Univ. Conv. 93236#  
For 22706: SoundFX 18450

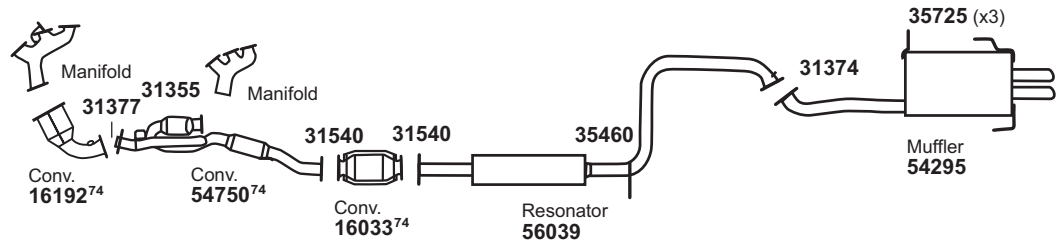
(11481) 1995-93 4 CYL. ALTIMA w/2.4L ENG.



For 15851: Univ. Conv. 93236#  
For 22706: SoundFX 18450

# NISSAN Maxima

(11482) 2001-99 6 CYL. MAXIMA w/3.0L ENG. (AFTER 4-99), CALIFORNIA EMISSIONS



For 16033: Univ. Conv. 93236#  
For 54295: SoundFX 18886

31311 Gskt.	31355 Gskt.	31374 Gskt.	31377 Gskt.	31397 Gskt.	31540 Gskt.	35460 Insl.	35725 Insl.	35811 Insl.						

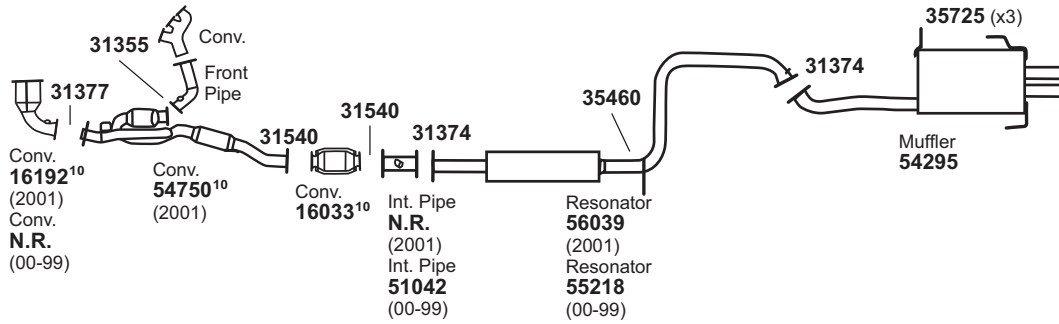
NOT LEGAL FOR SALE IN STATE OF CALIFORNIA  
IN NEW YORK STATE, CONVERTERS LISTED ARE LEGAL FOR FEDERAL/EPA EMISSION VEHICLES ONLY

# Modifications and/or additional parts required.  
37 Fits All Emissions Vehicles.

74 Fits California/50 State Emission Vehicles.

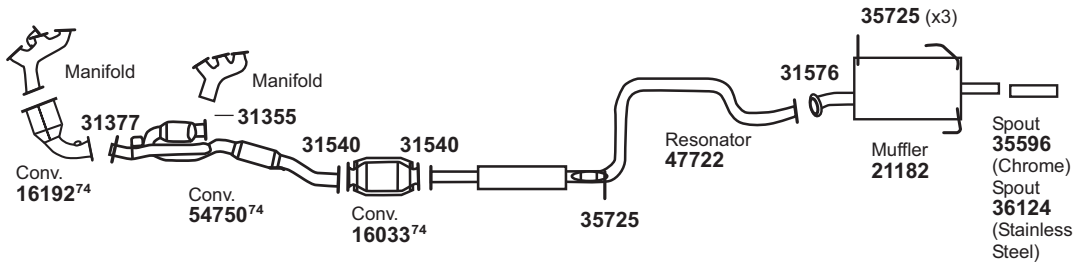
# NISSAN Maxima

(11483) 2001-99 6 CYL. MAXIMA w/3.0L ENG. (AFTER 4-99), FEDERAL EMISSIONS



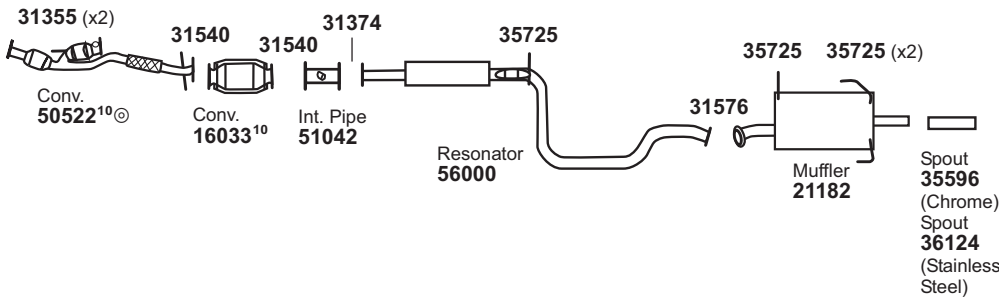
For 16033: Univ. Conv. 93236#  
 For 54295: SoundFX 18886

(11484) 1999 6 CYL. MAXIMA w/3.0L ENG. (BEFORE 3-99), CALIFORNIA EMISSIONS



For 16033: Univ. Conv. 93236#  
 For 21182: SoundFX 18567  
 For 47722: SoundFX 18902

(11485) 1999 6 CYL. MAXIMA w/3.0L ENG. (BEFORE 3-99), FEDERAL EMISSIONS



For 16033: Univ. Conv. 93236#  
 For 21182: SoundFX 18567

31355 Gskt.	31374 Gskt.	31377 Gskt.	31540 Gskt.	31576 Gskt.	35460 Insl.	35725 Insl.									

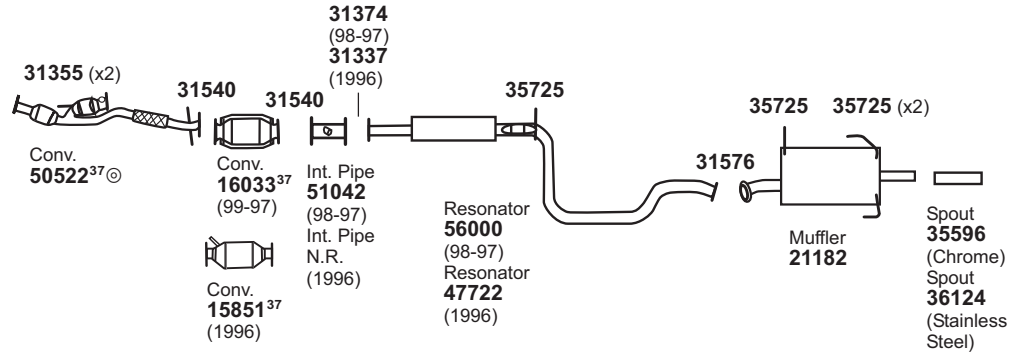
NOT LEGAL FOR SALE IN STATE OF CALIFORNIA  
 IN NEW YORK STATE, CONVERTERS LISTED ARE LEGAL FOR FEDERAL/EPA EMISSION VEHICLES ONLY

10 Air Gap Pipe. Appearance may be different than O.E. Pipe. Air space between Pipes acts as a Heat Insulator.

10 Fits Federal/EPA Emission Vehicles.  
 74 Fits California/50 State Emission Vehicles.

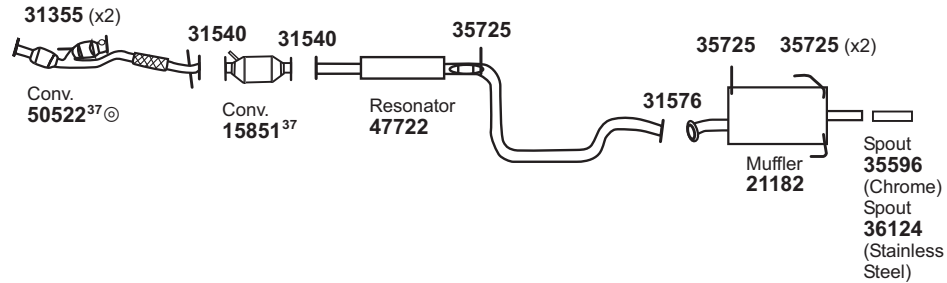
# NISSAN Maxima

(11486) 1998-96 6 CYL. MAXIMA w/3.0L ENG.



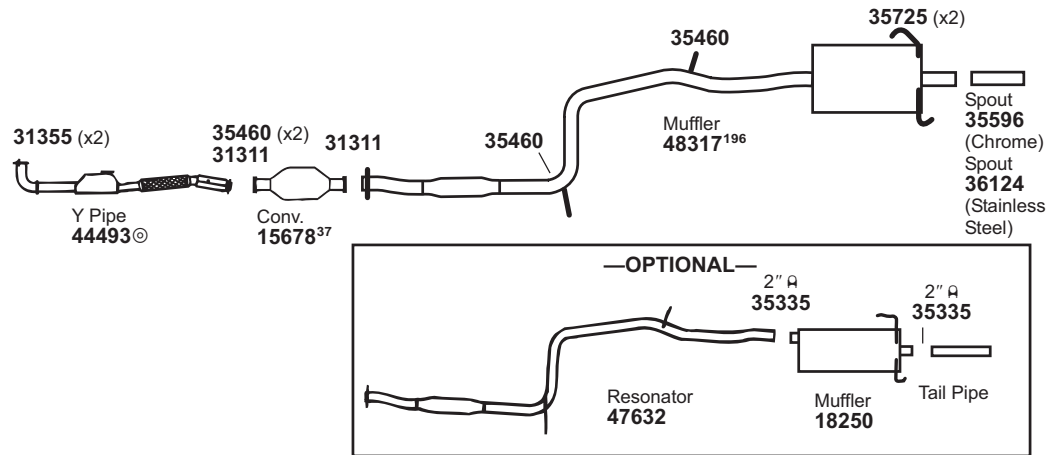
For 15851: Univ. Conv. 93236#  
 For 16033: Univ. Conv. 93236#  
 For 21182: SoundFX 18567  
 For 47722: SoundFX 18902

(11487) 1995 6 CYL. MAXIMA w/3.0L ENG.



For 15851: Univ. Conv. 93236#  
 For 21182: SoundFX 18567  
 For 47722: SoundFX 18902

(11488) 1994-89 6 CYL. MAXIMA, MAXIMA GXE w/3.0L (VG30E) SOHC ENG., w/SINGLE OUTLET MUFFLER



For 15678: Univ. Conv. 93237#

31311 Gskt.	31337 Gskt.	31355 Gskt.	31374 Gskt.	31540 Gskt.	31576 Gskt.	35460 Insl.	35725 Insl.						

NOT LEGAL FOR SALE IN STATE OF CALIFORNIA  
 IN NEW YORK STATE, CONVERTERS LISTED ARE LEGAL FOR FEDERAL/EPA EMISSION VEHICLES ONLY

© Air Gap Pipe. Appearance may be different than O.E. Pipe. Air space between Pipes acts as a Heat Insulator.  
 # Modifications and/or additional parts required.

37 Fits All Emissions Vehicles.  
 196 Cut 3" off Outlet if using 35596 Chrome Spout.

GENERAL INFORMATION

PASSENGER CAR

LIGHT TRUCK

MUFFLER SPECS.

OPTIONAL MUFFLERS

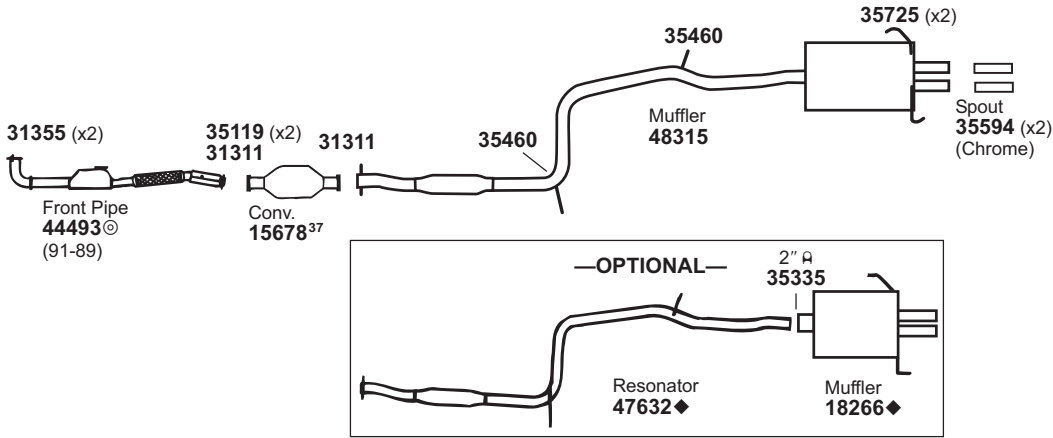
CONVERTER SPECS.

ACCESSORIES

FOOTNOTES

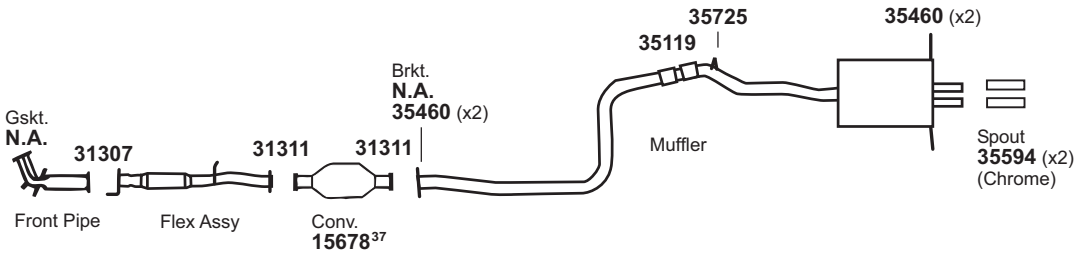
# NISSAN Maxima

(11489) 1994-92 6 CYL. MAXIMA SE w/3.0L (VE30DE) DOHC ENG., w/DUAL OUTLET MUFFLER  
 1991-89 6 CYL. MAXIMA w/3.0L (VG30E) SOHC ENG., w/DUAL OUTLET MUFFLER



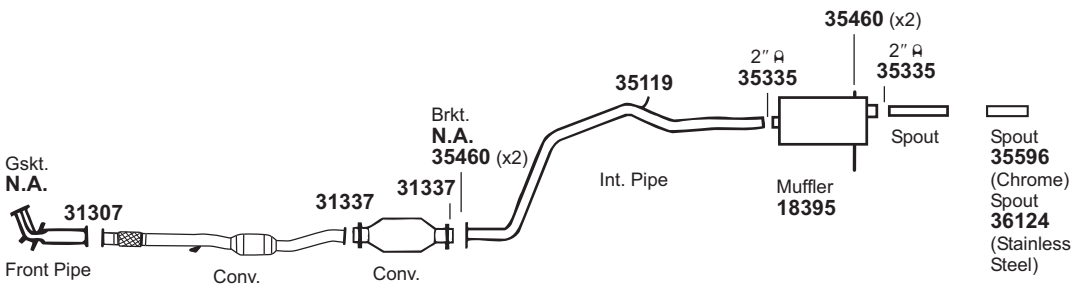
For 15678: Univ. Conv. 93237#

(11490) 1988-86 6 CYL. MAXIMA w/3.0L (VG30E) ENG. (AFTER 1-86)



For 15678: Univ. Conv. 93237#

(11491) 1986-85 6 CYL. MAXIMA w/3.0L (VG30E) ENG. (BEFORE 1-86)



For 18395: Univ. SoundFX 17830#

31307 Gskt.	31311 Gskt.	31337 Gskt.	31355 Gskt.	35119 Insl.	35460 Insl.	35725 Insl.								

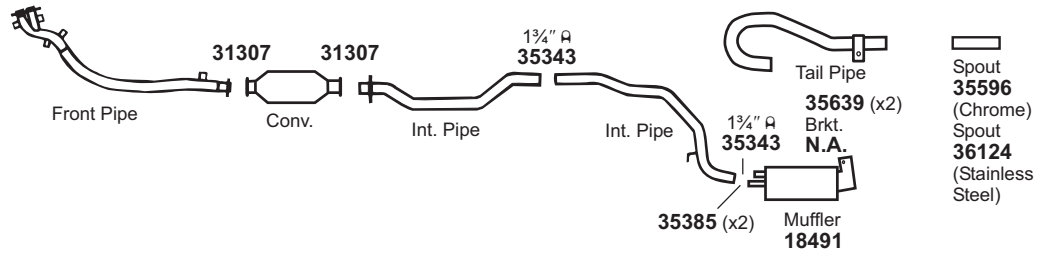
NOT LEGAL FOR SALE IN STATE OF CALIFORNIA  
 IN NEW YORK STATE, CONVERTERS LISTED ARE LEGAL FOR FEDERAL/EPA EMISSION VEHICLES ONLY

◆ If welded assembly, replace all required parts.  
 ◎ Air Gap Pipe. Appearance may be different than O.E. Pipe. Air space between Pipes acts as a Heat Insulator.

# Modifications and/or additional parts required.  
 37 Fits All Emissions Vehicles.

# NISSAN Maxima

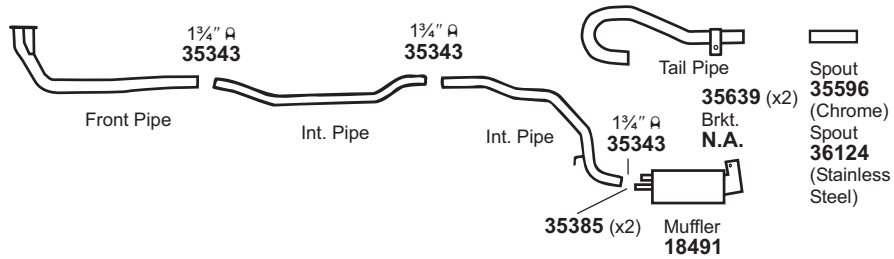
(11492) 1984-82 6 CYL. MAXIMA w/2393cc ENG. (EXC. STATION WAGON)



GENERAL INFORMATION

PASSENGER CAR

(11493) 1983-82 6 CYL. MAXIMA w/2793cc DIESEL ENG. (EXC. STATION WAGON)

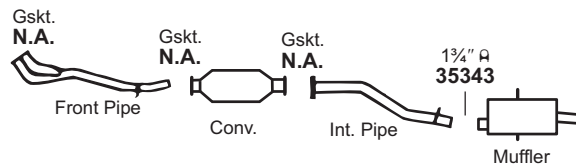


LIGHT TRUCK

MUFFLER SPECS.

# NISSAN Micra

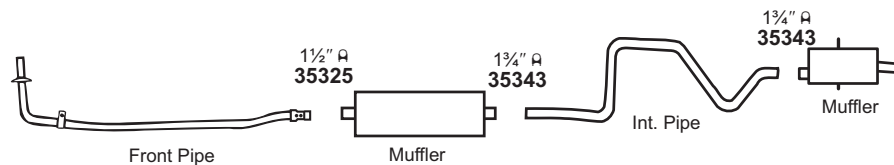
(11494) 1991-88 4 CYL. MICRA



OPTIONAL MUFFLERS

CONVERTER SPECS.

(11495) 1987-83 4 CYL. MICRA (K-10)



ACCESSORIES

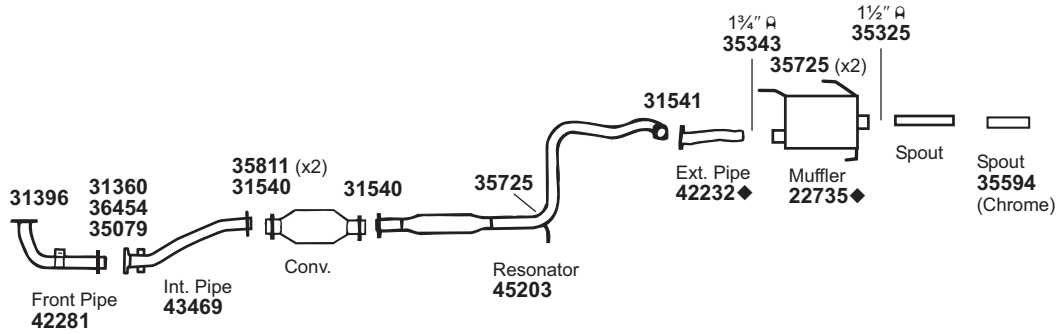
FOOTNOTES

31307 Gskt.	35385 O-Ring	35639 Insl.																	

NOT LEGAL FOR SALE IN STATE OF CALIFORNIA  
 IN NEW YORK STATE, CONVERTERS LISTED ARE LEGAL FOR FEDERAL/EPA EMISSION VEHICLES ONLY

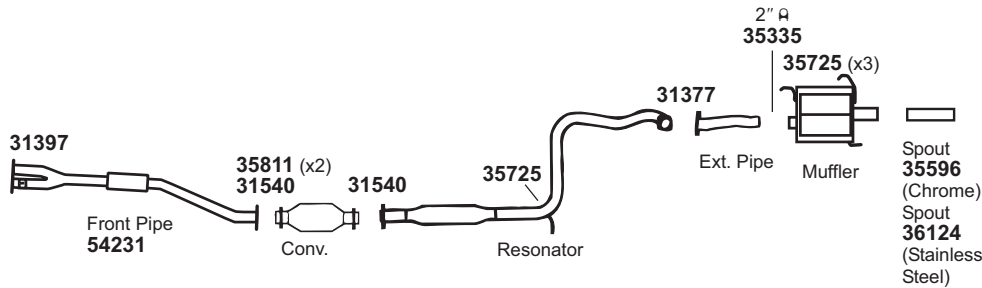
# NISSAN NX

(11496) 1993-91 4 CYL. NX w/1.6L ENG.



NOTE: Reuse existing shields. If not reusable, O.E. parts are required.

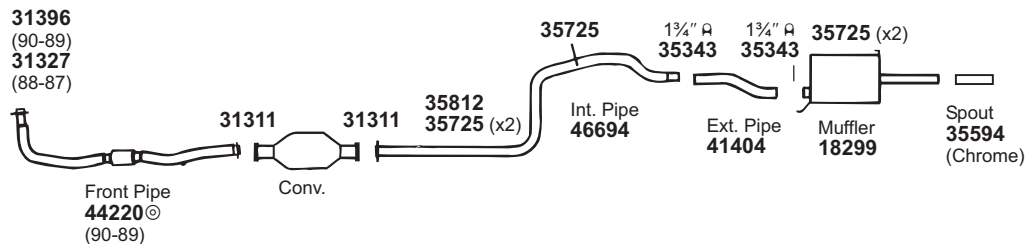
(11497) 1993-91 4 CYL. NX w/2.0L ENG.



## NISSAN Pathfinder (See Truck Section)

## NISSAN Pulsar

(11498) 1990-89 4 CYL. PULSAR w/1.6L (GA16) ENG.  
1988-86 4 CYL. PULSAR w/1.6L (E16) ENG. (AFTER 9-86) (EXC. 16 VALVE)



31311 Gskt.	31327 Gskt.	31360 Gskt.	31377 Gskt.	31396 Gskt.	31397 Gskt.	31540 Gskt.	31541 Gskt.	35079 Hex Nut	35725 Insl.	35811 Insl.	35812 Brkt.	36454 Bolt Kit

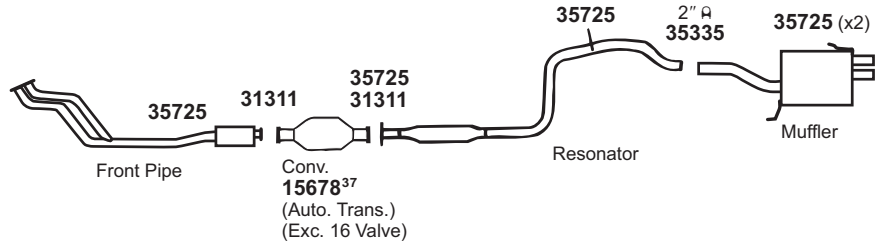
NOT LEGAL FOR SALE IN STATE OF CALIFORNIA  
IN NEW YORK STATE, CONVERTERS LISTED ARE LEGAL FOR FEDERAL/EPA EMISSION VEHICLES ONLY

◆ If welded assembly, replace all required parts.

⊙ Air Gap Pipe. Appearance may be different than O.E. Pipe. Air space between Pipes acts as a Heat Insulator.

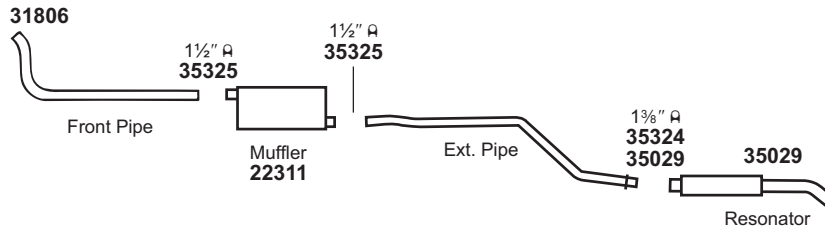
# NISSAN Pulsar

(11499) 1987 4 CYL. PULSAR NX w/1.6L (CA16D) ENG.

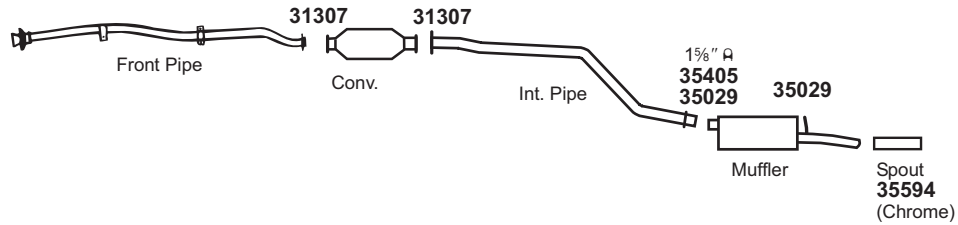


For 15678: Univ. Conv. 93237#

(11500) 1986-83 4 CYL. CANADA PULSAR w/1.6L (E16) ENG. w/o CONVERTER

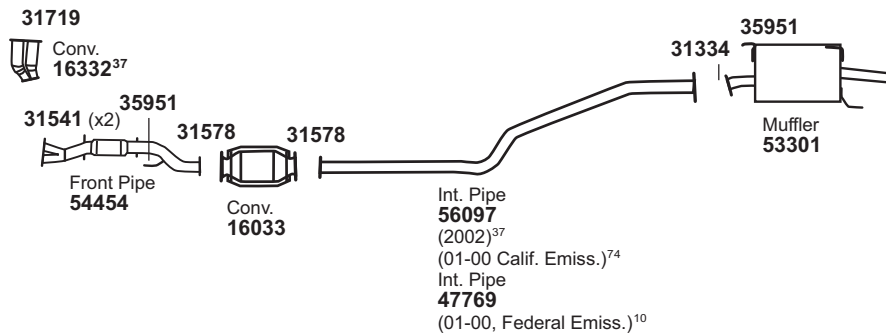


(11501) 1986-83 4 CYL. PULSAR w/1.6L (E16) ENG. w/CONVERTER (EXC. TURBO) (BEFORE 9-86)



# NISSAN Sentra

(11502) 2002-00 4 CYL. SENTRA w/1.8L ENG.



For 16033: Univ. Conv. 93236#

For 53301: SoundFX 18899

31307 Gskt.	31311 Gskt.	31334 Gskt.	31541 Gskt.	31578 Gskt.	31719 Gskt.	31806 Flng.	35029 Insl.	35725 Insl.	35951 Insl.						

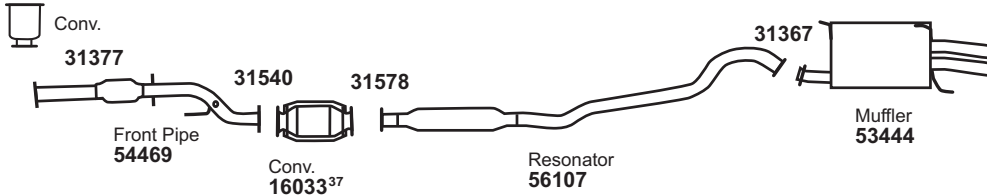
NOT LEGAL FOR SALE IN STATE OF CALIFORNIA  
IN NEW YORK STATE, CONVERTERS LISTED ARE LEGAL FOR FEDERAL/EPA EMISSION VEHICLES ONLY

# Modifications and/or additional parts required.  
10 Fits Federal/EPA Emission Vehicles.

37 Fits All Emissions Vehicles.  
74 Fits California/50 State Emission Vehicles.

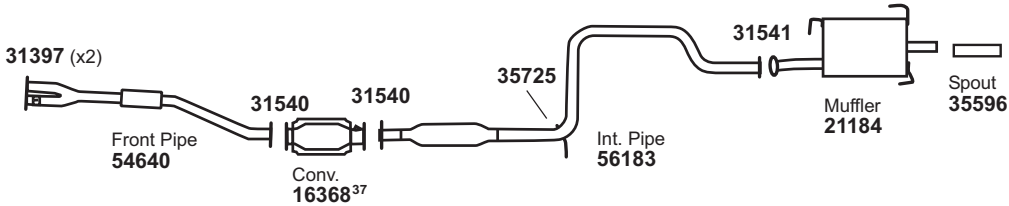
# NISSAN Sentra

(11503) 2001-00 4 CYL. SENTRA w/2.0L ENG. (AFTER 1-00)



For 16033: Univ. Conv. 93236#

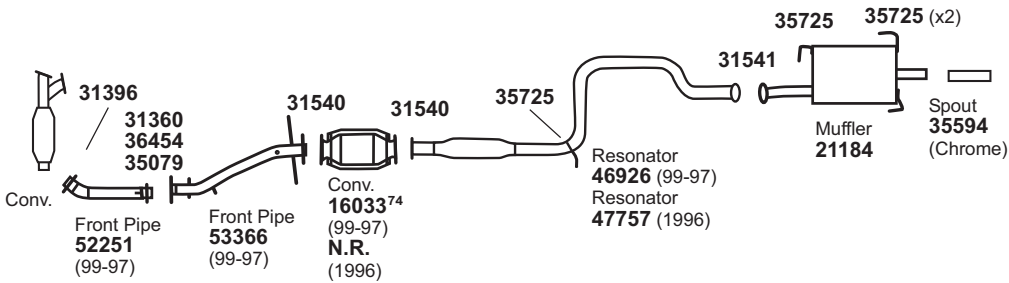
(11504) 2000-98 4 CYL. SENTRA w/2.0L ENG. (BEFORE 12-99)



For 16368: Univ. Conv. 93238#

For 21184: SoundFX 18569

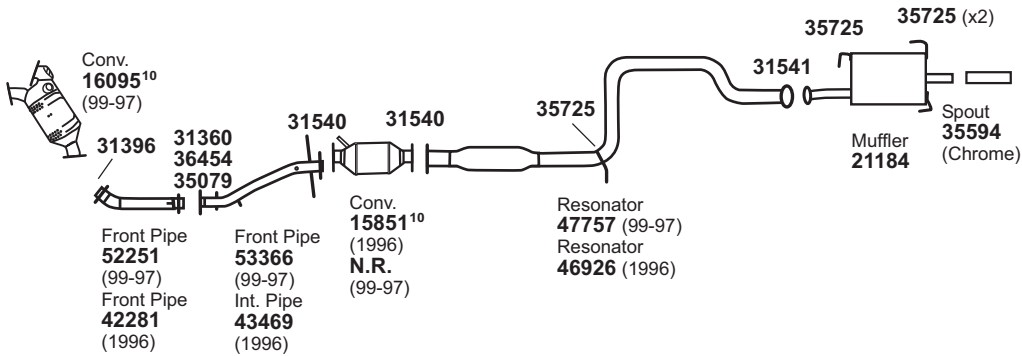
(11505) 1999-96 4 CYL. SENTRA w/1.6L ENG., SEDAN, CALIF. EMISSIONS



For 16033: Univ. Conv. 93236#

For 21184: SoundFX 18569

(11506) 1999-96 4 CYL. SENTRA w/1.6L ENG., SEDAN, FEDERAL EMISSIONS



For 15851: Univ. Conv. 93236#

For 16095: Univ. Conv. 93266#

For 21184: SoundFX 18569

31360 Gskt.	31367 Gskt.	31377 Gskt.	31396 Gskt.	31397 Gskt.	31540 Gskt.	31541 Gskt.	31578 Gskt.	35079 Hex Nut	35725 Insl.	36454 Bolt Kit			

NOT LEGAL FOR SALE IN STATE OF CALIFORNIA  
IN NEW YORK STATE, CONVERTERS LISTED ARE LEGAL FOR FEDERAL/EPA EMISSION VEHICLES ONLY

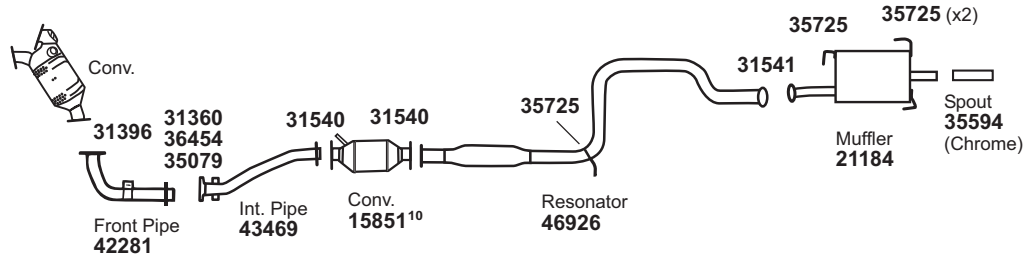
518 # Modifications and/or additional parts required.  
10 Fits Federal/EPA Emission Vehicles.

37 Fits All Emissions Vehicles.  
74 Fits California/50 State Emission Vehicles.



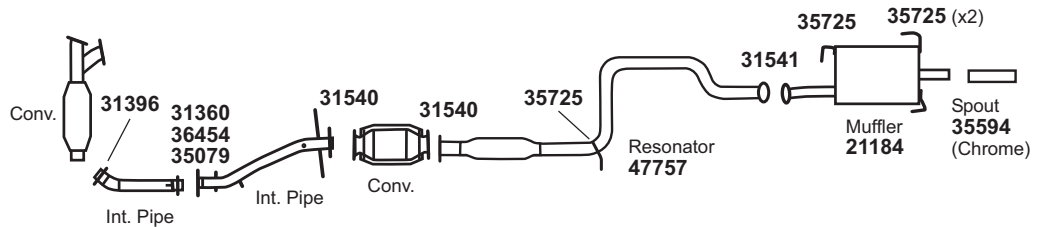
# NISSAN Sentra

(11507) 1995 4 CYL. SENTRA SEDAN w/1.6L ENG., FEDERAL EMISSION



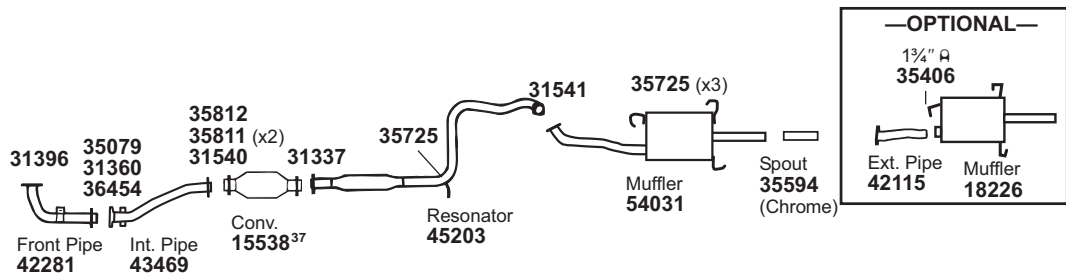
For 15851: Univ. Conv. 93236#  
For 21184: SoundFX 18569

(11508) 1995 4 CYL. SENTRA SEDAN w/1.6L ENG., (CALIF. EMISSION)



For 21184: SoundFX 18569

(11509) 1994-91 4 CYL. U.S. SENTRA w/1.6L ENG. (EXC. JAPAN PRODUCTION 7-90 TO 9-90)  
1994-91 4 CYL. CANADA SENTRA w/1.6L ENG., 16 VALVE (EXC. SENTRA CLASSIC)  
(EXC. JAPAN PRODUCTION 7-90 TO 9-90)



NOTE: Reuse existing shields. If not reuseable, O.E. parts are required.

For 15538: Univ. Conv. 93236#  
For 54031: SoundFX 18866

31337 Gskt.	31360 Gskt.	31396 Gskt.	31540 Gskt.	31541 Gskt.	35079 Hex Nut	35725 Insl.	35811 Insl.	35812 Brkt.	36454 Bolt Kit					

NOT LEGAL FOR SALE IN STATE OF CALIFORNIA  
IN NEW YORK STATE, CONVERTERS LISTED ARE LEGAL FOR FEDERAL/EPA EMISSION VEHICLES ONLY

# Modifications and/or additional parts required.  
10 Fits Federal/EPA Emission Vehicles.

37 Fits All Emissions Vehicles.

GENERAL INFORMATION

PASSENGER CAR

LIGHT TRUCK

MUFFLER SPECS.

OPTIONAL MUFFLERS

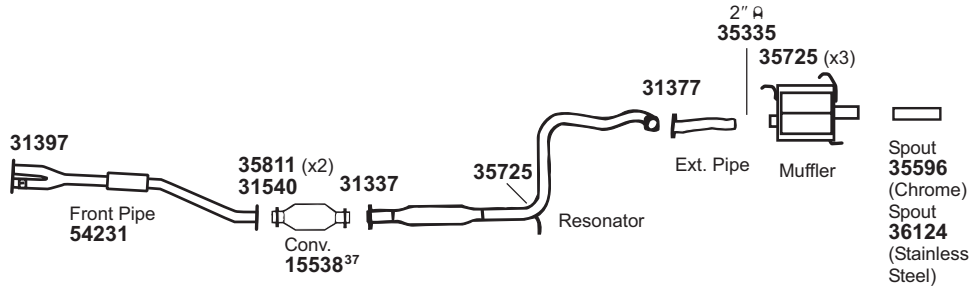
CONVERTER SPECS.

ACCESSORIES

FOOTNOTES

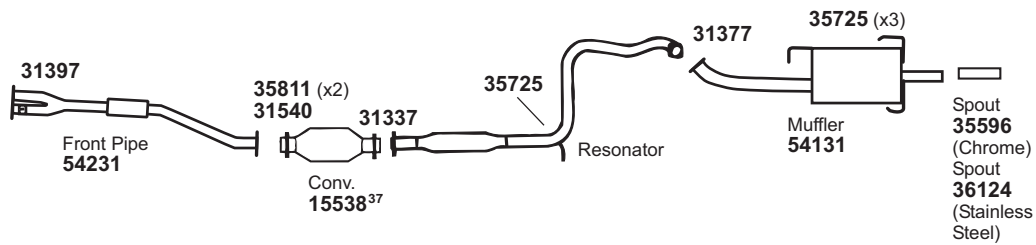
# NISSAN Sentra

(11510) 1994-91 4 CYL. SENTRA w/2.0L (SR20DE) ENG. (JAPAN PRODUCTION ONLY)



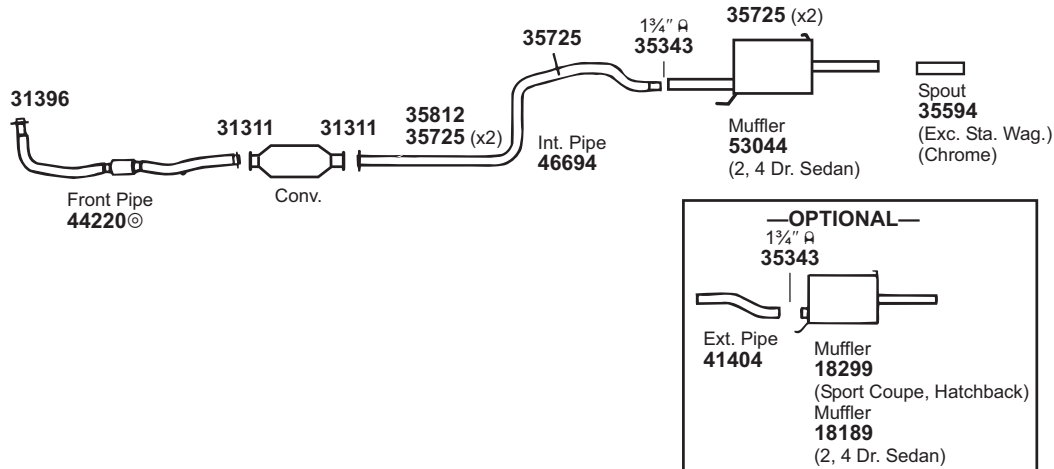
For 15538: Univ. Conv. 93236#

(11511) 1994-91 4 CYL. SENTRA w/2.0L (SR20DE) ENG. (USA PRODUCTION ONLY)



For 15538: Univ. Conv. 93236#

(11512) 1990-89 4 CYL. U.S. SENTRA w/1.6L (GA 16i) ENG., 2 W.D.  
 1993-91 4 CYL. CANADA SENTRA CLASSIC w/1.6L ENG., 2 W.D. (EXC. 16 VALVE ENG.)  
 1990-89 4 CYL. CANADA SENTRA w/1.6L (GA 16i) ENG., 2 W.D. (EXC. 16 VALVE ENG.)



31311 Gskt.	31337 Gskt.	31377 Gskt.	31396 Gskt.	31397 Gskt.	31540 Gskt.	35725 Insl.	35811 Insl.	35812 Brkt.						

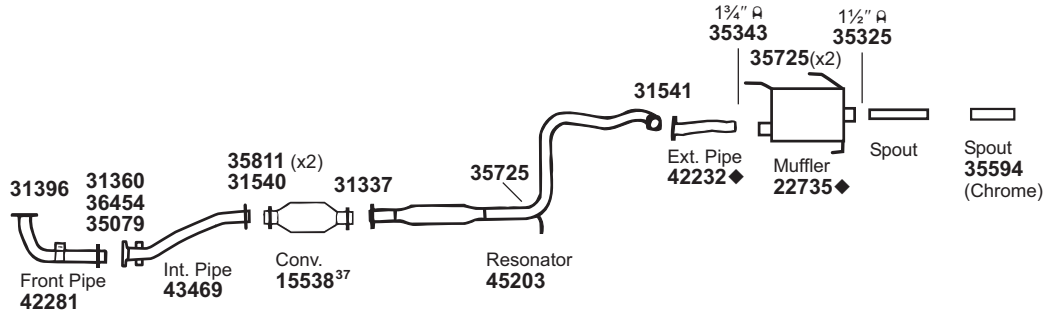
NOT LEGAL FOR SALE IN STATE OF CALIFORNIA  
 IN NEW YORK STATE, CONVERTERS LISTED ARE LEGAL FOR FEDERAL/EPA EMISSION VEHICLES ONLY

520 © Air Gap Pipe. Appearance may be different than O.E. Pipe. Air space between Pipes acts as a Heat Insulator.

# Modifications and/or additional parts required.  
 37 Fits All Emissions Vehicles.

# NISSAN Sentra

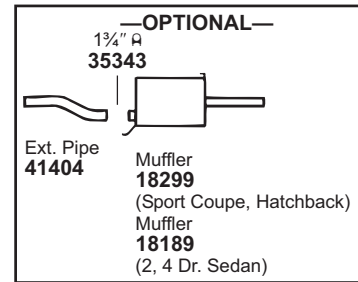
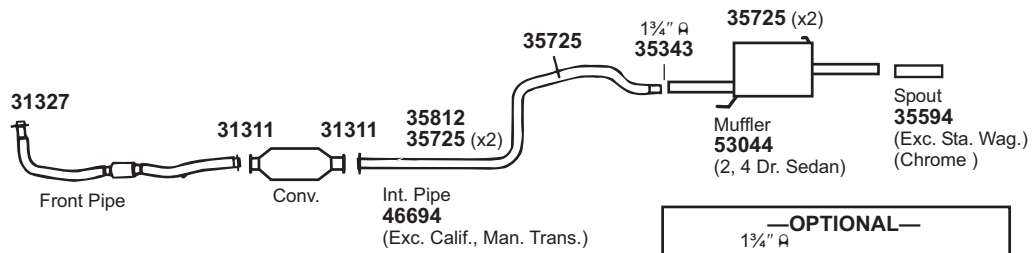
(11513) 1991 4 CYL. SENTRA w/1.6L ENG. (7-90 TO 9-90) (JAPAN PRODUCTION ONLY)



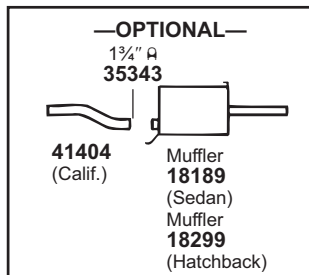
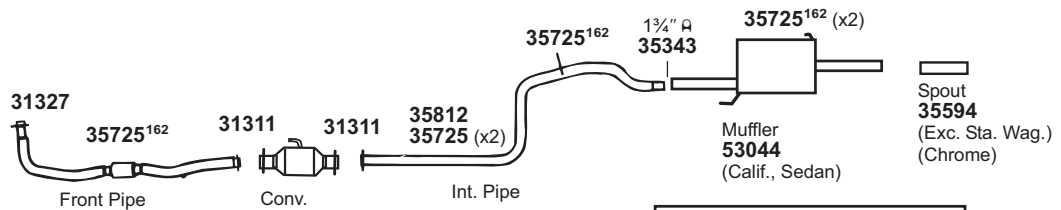
**NOTE:** Reuse existing shields. If not reuseable, O.E. parts are required.

For 15538: Univ. Conv. 93236#

(11514) 1988-86 4 CYL. SENTRA w/1.6L (E161) S.P.I. ENG., 2 W.D. (AFTER 1-86)



(11515) 1987-86 4 CYL. SENTRA w/1.6L (E16S) ENG., F.W.D. (1-86 TO 7-87)



31311 Gskt.	31327 Gskt.	31337 Gskt.	31360 Gskt.	31396 Gskt.	31540 Gskt.	31541 Gskt.	35079 Hex Nut	35725 Insl.	35811 Insl.	35812 Brkt.	36454 Bolt Kit		

NOT LEGAL FOR SALE IN STATE OF CALIFORNIA  
IN NEW YORK STATE, CONVERTERS LISTED ARE LEGAL FOR FEDERAL/EPA EMISSION VEHICLES ONLY

◆ If welded assembly, replace all required parts.  
# Modifications and/or additional parts required.

37 Fits All Emissions Vehicles.  
162 Reuse Bushing insert.

GENERAL  
INFORMATION

PASSENGER  
CAR

LIGHT  
TRUCK

MUFFLER  
SPECS.

OPTIONAL  
MUFFLERS

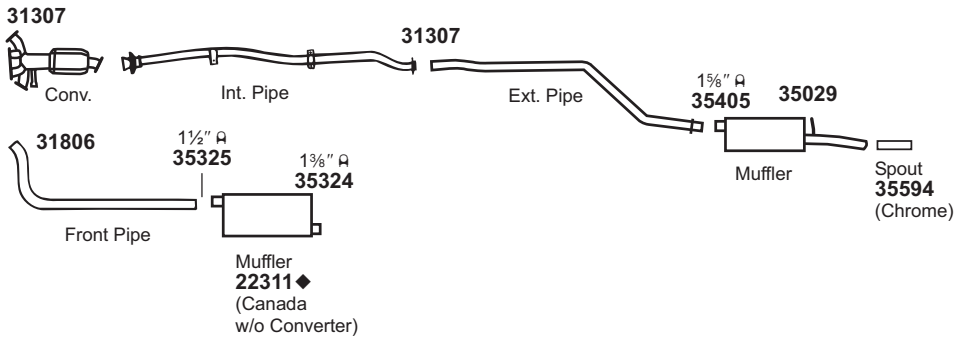
CONVERTER  
SPECS.

ACCESSORIES

FOOTNOTES

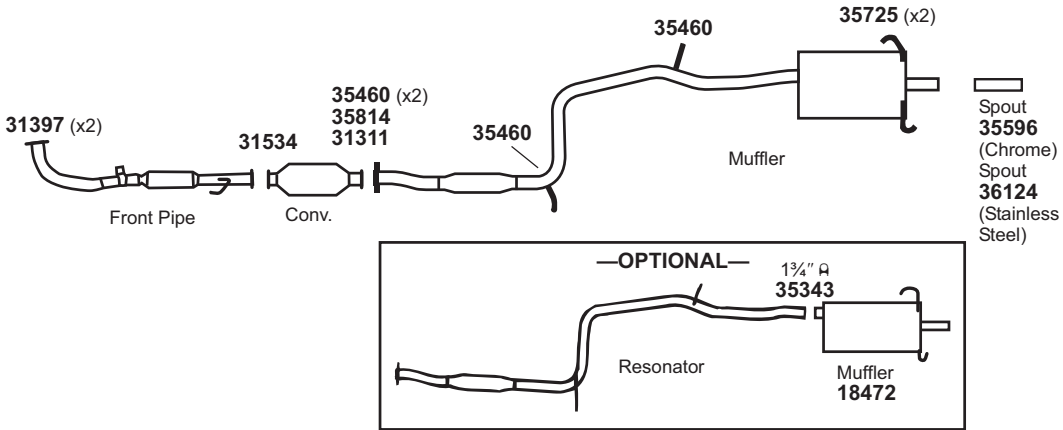
# NISSAN Sentra

(11516)	1986-84	4 CYL.	U.S. SENTRA w/1.6L (E16) ENG. (EXC. TURB0) (BEFORE 1-86)
	1983-82	4 CYL.	U.S. SENTRA w/1.5L, 1.6L (E15, E16) GAS ENG.
	1986-83	4 CYL.	CANADA SENTRA w/1.5L, 1.6L (E15, E16) GAS ENG. (BEFORE 1-86)

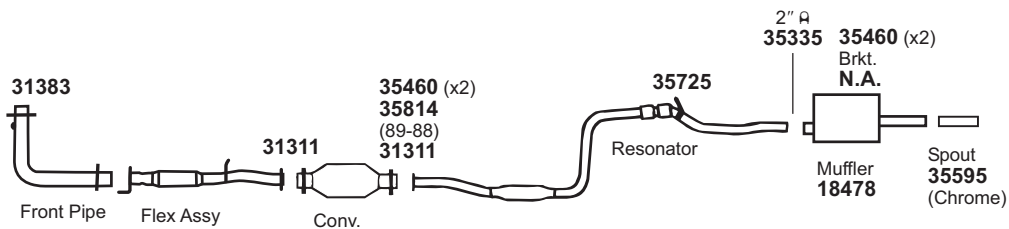


# NISSAN Stanza

(11517)	1992-90	4 CYL.	STANZA SEDAN w/2.4L (KA24E) ENG. (AFTER 7-89)
---------	---------	--------	---



(11518)	1989-86	4 CYL.	STANZA w/2.0L (CA20E) ENG. (EXC. STATION WAGON) (AFTER 1-86)
---------	---------	--------	--

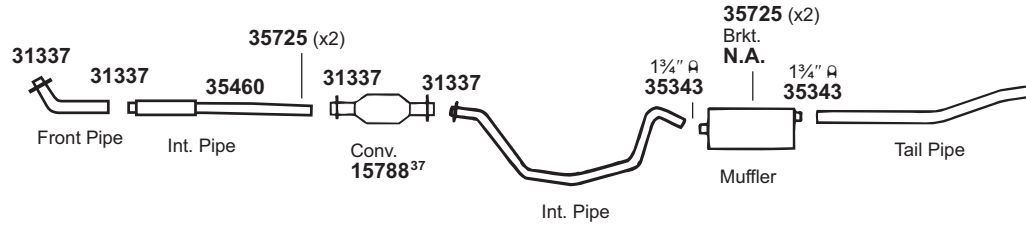


31307 Gskt.	31311 Gskt.	31383 Gskt.	31397 Gskt.	31534 Gskt.	31806 Flng.	35029 Insl.	35460 Insl.	35725 Insl.	35814 Brkt.				

NOT LEGAL FOR SALE IN STATE OF CALIFORNIA  
 IN NEW YORK STATE, CONVERTERS LISTED ARE LEGAL FOR FEDERAL/EPA EMISSION VEHICLES ONLY

# NISSAN Stanza

(11519) 1988-86 4 CYL. STANZA STATION WAGON w/2.0L (CA20E) ENG., F.W.D.



For 15788: Univ. Conv. 15038#

GENERAL INFORMATION

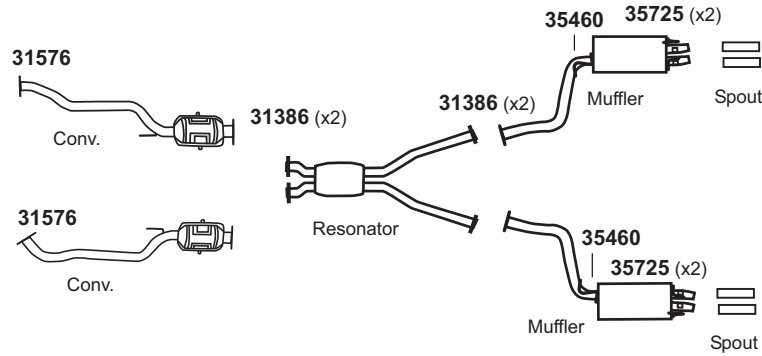
PASSENGER CAR

# NISSAN Xterra (See Truck Section)

LIGHT TRUCK

# NISSAN Z-Car

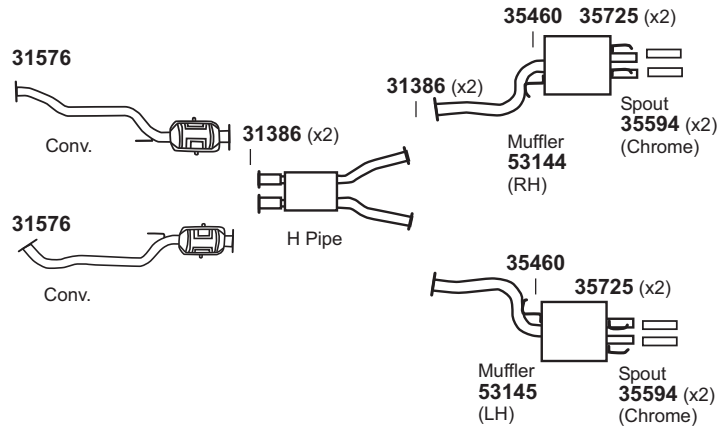
(11520) 1996 6 CYL. 300ZX w/3.0L ENG., 2+2 SEATER (EXC. TURBO)



MUFFLER SPECS.

OPTIONAL MUFFLERS

(11521) 1996 6 CYL. 300ZX w/3.0L ENG., 2 SEATER (EXC. TURBO)



CONVERTER SPECS.

ACCESSORIES

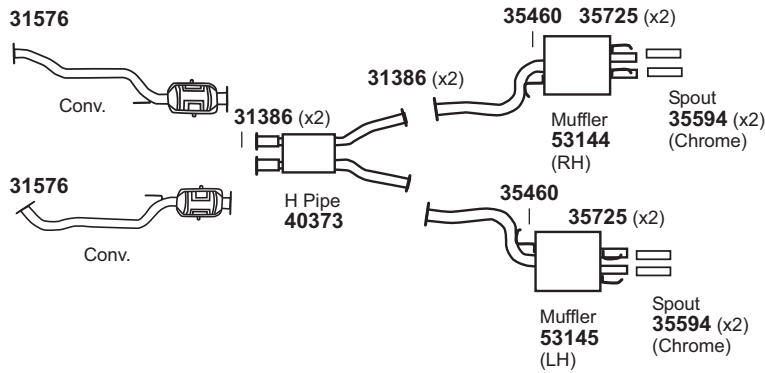
FOOTNOTES

31337 Gskt.	31386 Gskt.	31576 Gskt.	35460 Insl.	35725 Insl.															

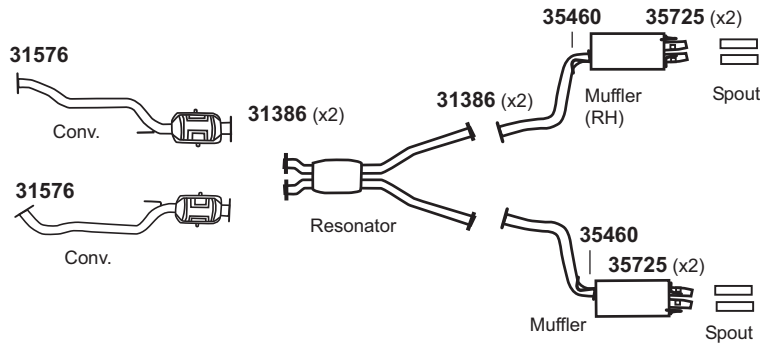
NOT LEGAL FOR SALE IN STATE OF CALIFORNIA  
IN NEW YORK STATE, CONVERTERS LISTED ARE LEGAL FOR FEDERAL/EPA EMISSION VEHICLES ONLY

# NISSAN Z-Car

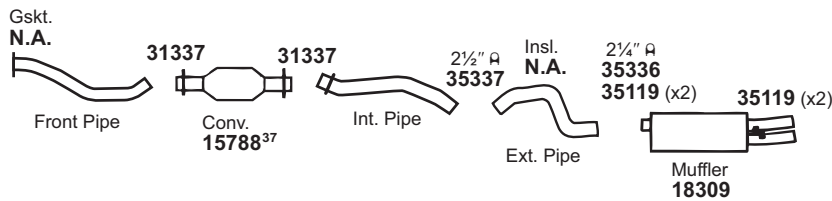
(11522) 1995-90 6 CYL. 300ZX w/3.0L ENG., 2 SEATER (EXC. TURBO)



(11523) 1995-90 6 CYL. 300ZX w/3.0L ENG., 2+2 SEATER, AFTER 4-89 (EXC. TURBO)



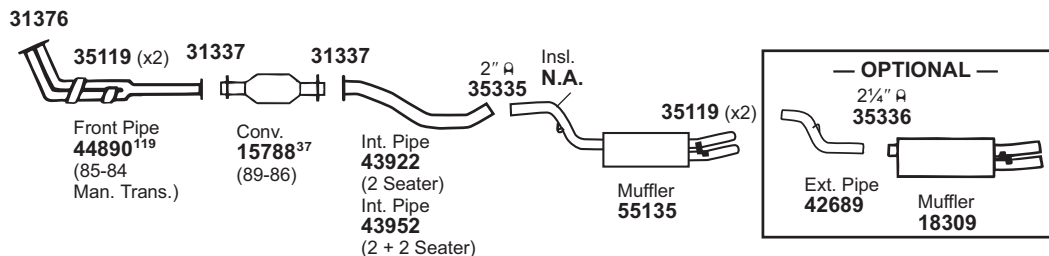
(11524) 1989-84 6 CYL. 300ZX 2 SEATER w/VG30T (3.0L) TURBO ENG.



**NOTE: Reuse existing shields. If not reuseable, O.E. parts are required.**

For 15788: Univ. Conv. 15038#

(11525) 1989-84 6 CYL. 300ZX w/VG30 ENG. (EXC. TURBO)



**NOTE: Reuse existing shields. If not reuseable, O.E. parts are required.**

For 15788: Univ. Conv. 15038#

31337 Gskt.	31376 Gskt.	31386 Gskt.	31576 Gskt.	35119 Insl.	35460 Insl.	35725 Insl.											

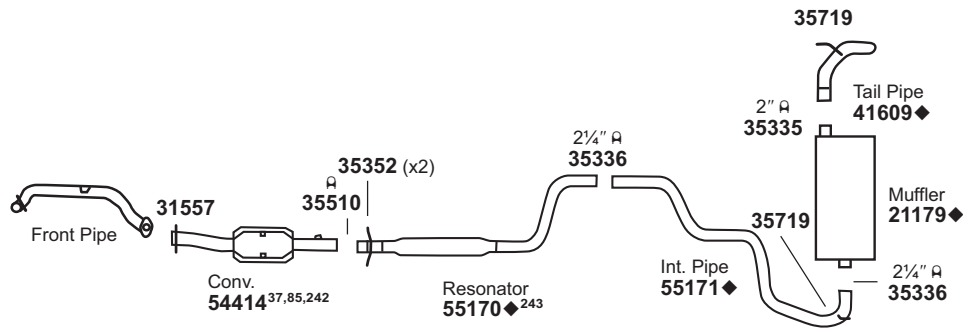
NOT LEGAL FOR SALE IN STATE OF CALIFORNIA  
IN NEW YORK STATE, CONVERTERS LISTED ARE LEGAL FOR FEDERAL/EPA EMISSION VEHICLES ONLY

524 # Modifications and/or additional parts required.  
37 Fits All Emissions Vehicles.

119 Reuse O.E. Heat Shield.

# OLDSMOBILE 98

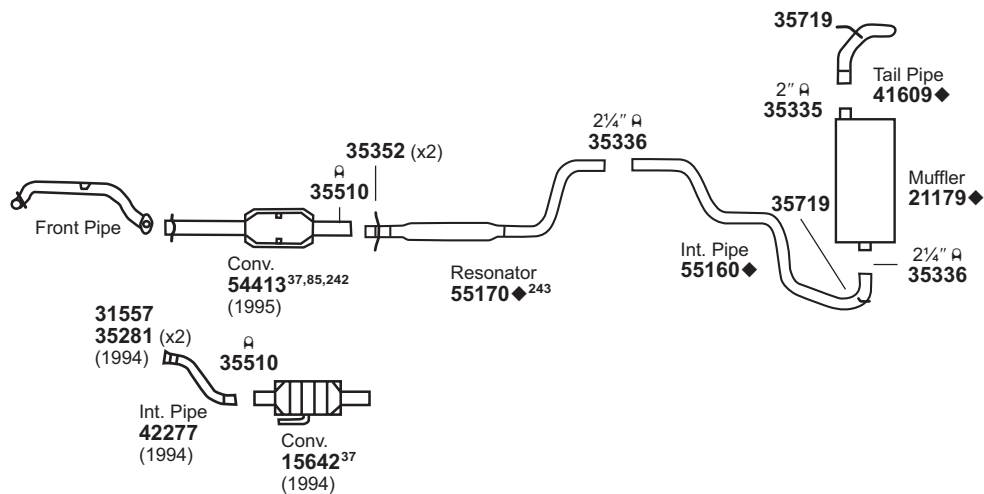
(11526) 1996 6 CYL. 98 w/3.8L ENG.



**NOTE: To connect pipe 55170 to O.E. converter:**  
 1) Cut original pipe 1/2" downstream of pipe-to-converter weld.  
 2) Overlap 55170 onto the remaining stub on converter outlet.

For 21179: Super Turbo 17731# Ultra Flo SS 17282#  
 For 54414: Univ. Conv. 93303#

(11527) 1995-94 6 CYL. 98 w/3.8L ENG.



**NOTE: To connect pipe 42277 to O.E. converter:**  
 1) Cut original pipe approximately 1/2" upstream of pipe-to-converter weld.  
 2) Overlap 42277 onto the remaining stub on converter inlet.

**NOTE: To connect pipe 55170 to O.E. converter:**  
 1) Cut original pipe 1/2" downstream of pipe-to-converter weld.  
 2) Overlap 55170 onto the remaining stub on converter outlet.

For 15642: Univ. Conv. 15042# Ultra Flo SS 17282#  
 For 21179: Super Turbo 17731#  
 For 54413: Univ. Conv. 15042#

31557 Gskt.	35281 Spring	35352 Insl.	35719 Insl.										

NOT LEGAL FOR SALE IN STATE OF CALIFORNIA  
 IN NEW YORK STATE, CONVERTERS LISTED ARE LEGAL FOR FEDERAL/EPA EMISSION VEHICLES ONLY

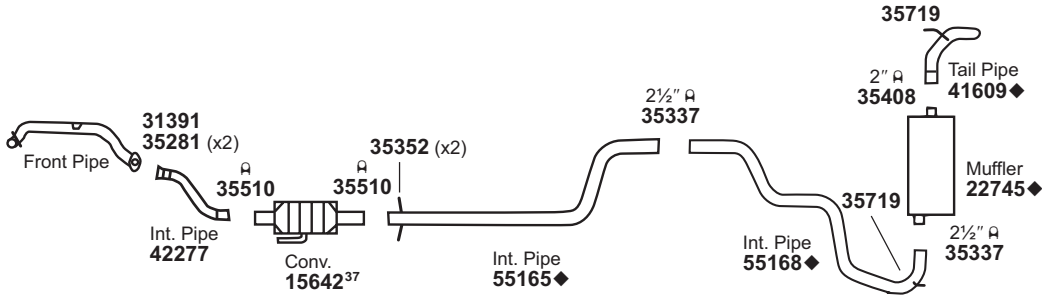
◆ If welded assembly, replace all required parts.  
 # Modifications and/or additional parts required.  
 37 Fits All Emissions Vehicles.

85 Will fit with O.E. resonator pipe only.  
 242 Use adapter 51065 to fit with 55170.  
 243 Use adapter 51065 to fit with 54413 & 54414.

GENERAL INFORMATION  
 PASSENGER CAR  
 LIGHT TRUCK  
 MUFFLER SPECS.  
 OPTIONAL MUFFLERS  
 CONVERTER SPECS.  
 ACCESSORIES  
 FOOTNOTES

# OLDSMOBILE 98

(11528) 1993-91 6 CYL. 98 w/3.8L w/o SUPERCHARGER



**NOTE:** To connect pipe 42277 to O.E. converter:

- 1) Cut original pipe 1 3/8" upstream of pipe-to-converter weld.
- 2) Overlap 42277 onto the remaining stub on converter inlet.

**NOTE:** To connect pipe 55165 to O.E. converter:

- 1) Cut original pipe 1 3/8" downstream of pipe-to-converter weld.
- 2) Overlap 55165 onto the remaining stub on converter outlet.

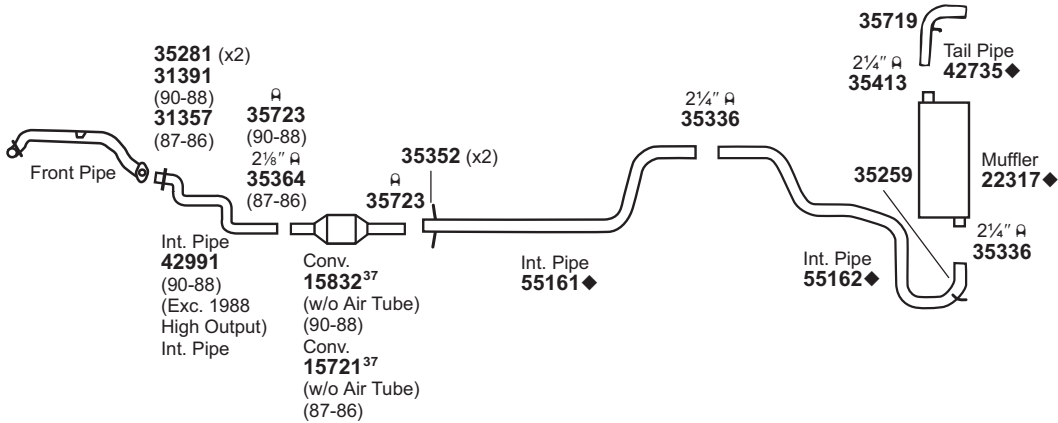
For 15642: Univ. Conv. 15042#

For 22745: Univ. SoundFX 17800#

Super Turbo 17733#

Ultra Flo SS 17283#

(11529) 1990-86 V6 CYL. 98 SERIES w/3.8L ENG., F.W.D., SINGLE OUTLET



**NOTE:** To connect pipe 42991 to O.E. converter:

- 1) Cut original pipe 1 3/8" upstream of pipe-to-converter weld.
- 2) Overlap 42991 onto the remaining stub on converter inlet.

**NOTE:** To connect pipe 55161 to O.E. Converter:

- 1) Cut original pipe 1 3/8" downstream of pipe-to-converter weld.
- 2) Overlap 55161 onto the remaining stub on converter outlet.

For 15721: Univ. Conv. 15037#

For 15832: Univ. Conv. 15037#

For 22317: SoundFX 18235  
Super Turbo 17732#

Tru-Fit 18141

Univ. SoundFX 17843

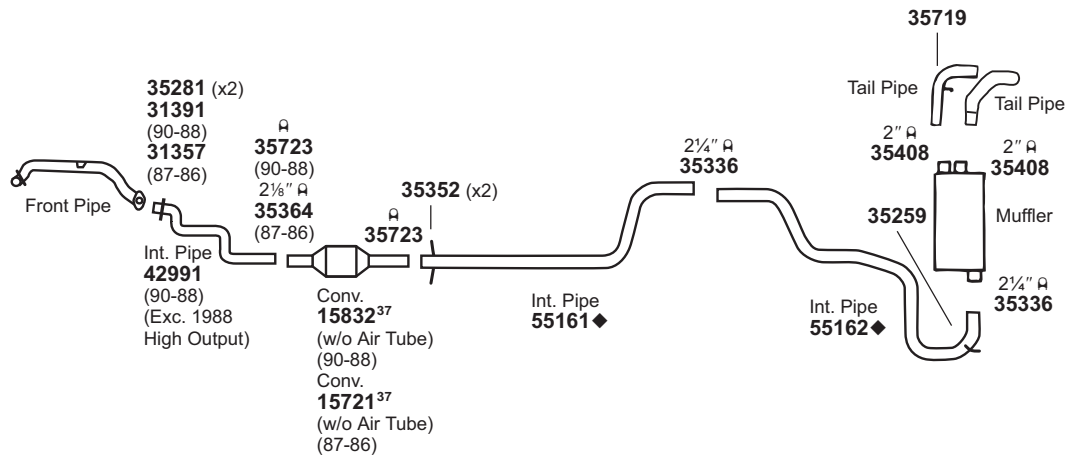
31357 Gskt.	31391 Gskt.	35259 Insl. Kit	35281 Spring	35352 Insl.	35719 Insl.								

NOT LEGAL FOR SALE IN STATE OF CALIFORNIA  
IN NEW YORK STATE, CONVERTERS LISTED ARE LEGAL FOR FEDERAL/EPA EMISSION VEHICLES ONLY



# OLDSMOBILE 98

(11530) 1990-86 V6 CYL. 98 SERIES, w/3.8L ENG., F.W.D., DUAL OUTLET

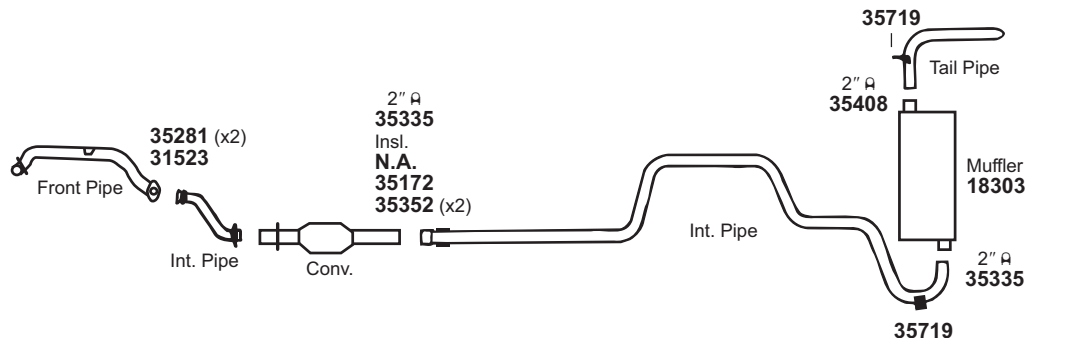


**NOTE:** To connect pipe 42991 to O.E. converter:  
 1) Cut original pipe 1 3/8" upstream of pipe-to-converter weld.  
 2) Overlap 42991 onto the remaining stub on converter inlet.

**NOTE:** To connect pipe 55161 to O.E. Converter:  
 1) Cut original pipe 1 3/8" downstream of pipe-to-converter weld.  
 2) Overlap 55161 onto the remaining stub on converter outlet.

For 15721: Univ. Conv. 15037#  
 For 15832: Univ. Conv. 15037#

(11531) 1985 V6 CYL. 98 SERIES w/3.0L, 3.8L ENG., F.W.D.



For 18303: Tru-Fit 18105      Univ. SoundFX 17877      Super Turbo 17736#

31357 Gskt.	31391 Gskt.	31523 Gskt.	35172 Brkt.	35259 Insl. Kit	35281 Spring	35352 Insl.	35719 Insl.						

NOT LEGAL FOR SALE IN STATE OF CALIFORNIA  
 IN NEW YORK STATE, CONVERTERS LISTED ARE LEGAL FOR FEDERAL/EPA EMISSION VEHICLES ONLY

◆ If welded assembly, replace all required parts.  
 # Modifications and/or additional parts required.

37 Fits All Emissions Vehicles.

GENERAL INFORMATION

PASSENGER CAR

LIGHT TRUCK

MUFFLER SPECS.

OPTIONAL MUFFLERS

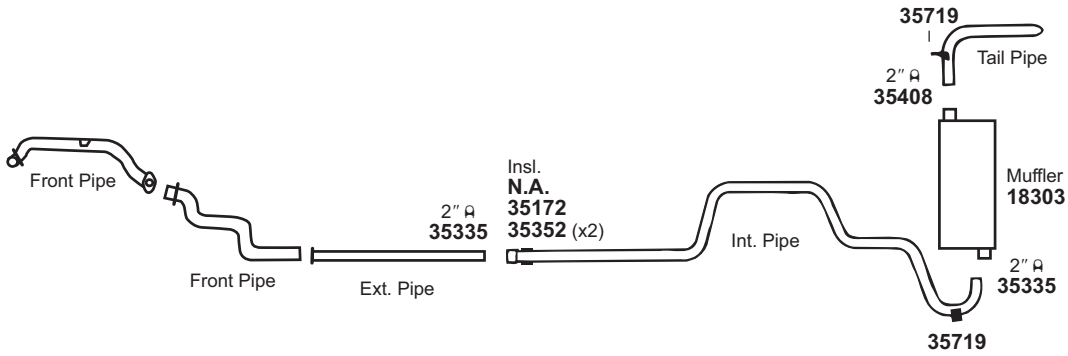
CONVERTER SPECS.

ACCESSORIES

FOOTNOTES

# OLDSMOBILE 98

(11532) 1985 V6 CYL. 98 SERIES w/4.3L DIESEL ENG., F.W.D.

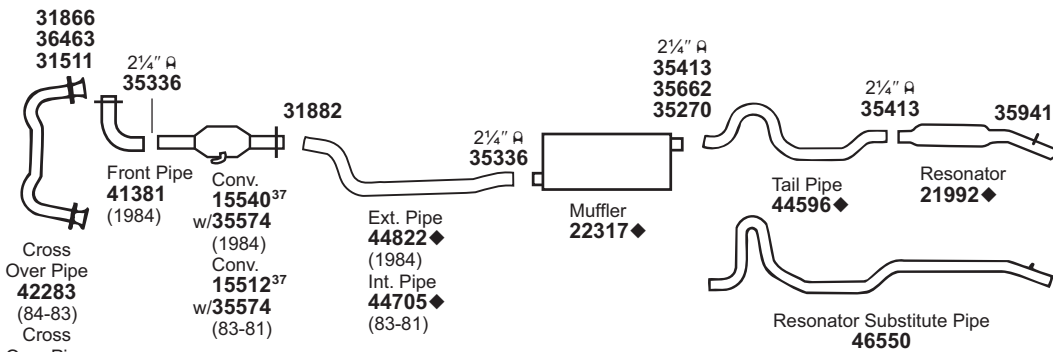


For 18303: Tru-Fit 18105

Univ. SoundFX 17877

Super Turbo 17736#

(11533) 1984-81 8 CYL. 98 SERIES w/5.0L ENG. (EXC. STATION WAGON)



For 15512: Univ. Conv. 15032#

For 15540: Univ. Conv. 15032#

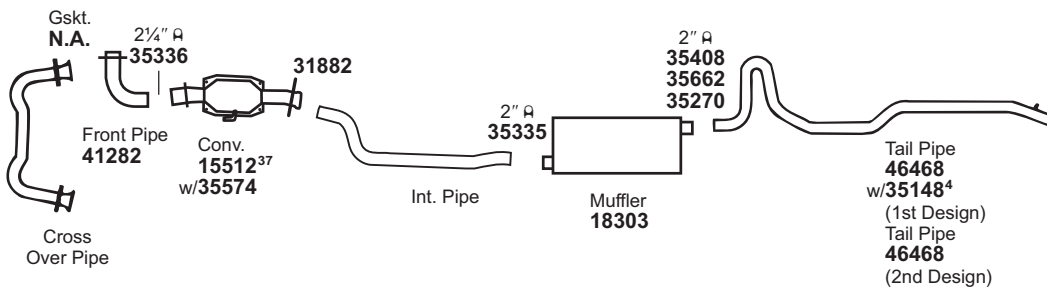
For 21992: SoundFX 18352

For 22317: SoundFX 18235  
Super Turbo 17732#

Univ. SoundFX 17852#  
Tru-Fit 18141

Glasspack 24069<sup>545</sup>  
Univ. SoundFX 17843

(11534) 1983-81 V6 CYL. 98 SERIES w/4.1L ENG.



For 15512: Univ. Conv. 15032#

For 18303: Tru-Fit 18105

Univ. SoundFX 17877

Super Turbo 17736#

31511 Gskt.	31866 Fling.	31882 Fling.	35148 Brkt.	35172 Brkt.	35270 Hngr.	35352 Insl.	35662 Brkt.	35719 Insl.	35941 Hngr.	36463 Sprgs.			

NOT LEGAL FOR SALE IN STATE OF CALIFORNIA  
IN NEW YORK STATE, CONVERTERS LISTED ARE LEGAL FOR FEDERAL/EPA EMISSION VEHICLES ONLY

◆ If welded assembly, replace all required parts.

# Modifications and/or additional parts required.

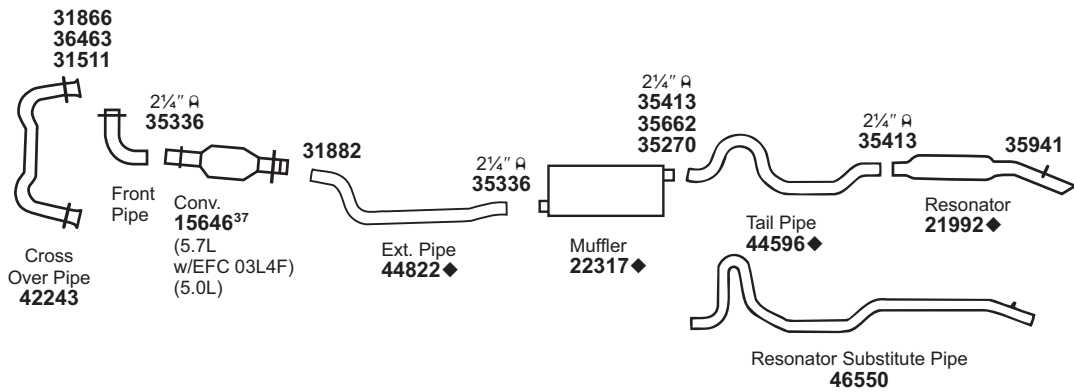
4 Requires 35408 (2") Clamp.

37 Fits All Emissions Vehicles.

545 Requires 35003 Bracket & 41206 Spout on Outlet.

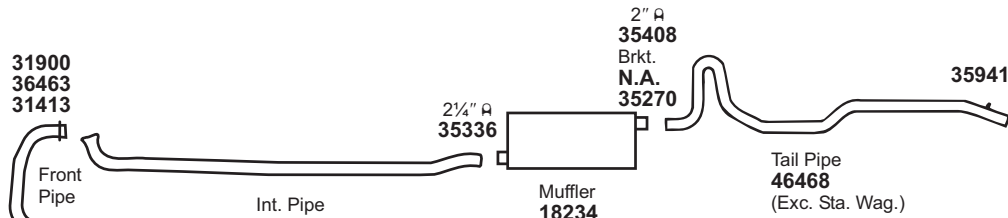
# OLDSMOBILE 98

(11535) 1980 8 CYL. 98 SERIES w/5.0L (307 C.I.D.), 5.7L (350 C.I.D.) ENG.



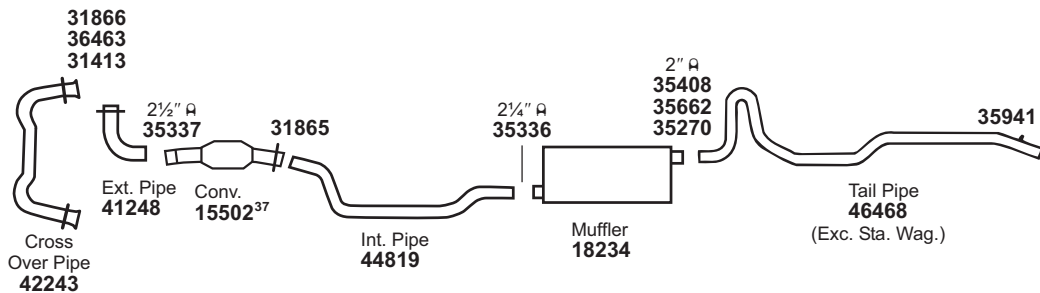
For 15646: Univ. Conv. 15037#  
 For 21992: SoundFX 18352 Univ. SoundFX 17852# Glasspack 24069<sup>545</sup>  
 For 22317: SoundFX 18235 Tru-Fit 18141 Univ. SoundFX 17843  
 Super Turbo 17732#

(11536) 1980-78 8 CYL. 98 SERIES w/5.7L (350 C.I.D.) DIESEL ENG.



For 18234: Tru-Fit 18172 Univ. SoundFX 17846 Super Turbo 17732#

(11537) 1979-78 8 CYL. 98 SERIES w/5.7L (350 C.I.D.) ENG. CODE R (OLDSMOBILE ENG.)



For 15502: Univ. Conv. 15038#  
 For 18234: Tru-Fit 18172 Univ. SoundFX 17846 Super Turbo 17732#

31413 Gskt.	31511 Gskt.	31865 Fling.	31866 Fling.	31882 Fling.	31900 Fling.	35270 Hngr.	35662 Brkt.	35941 Hngr.	36463 Sprgs.				

NOT LEGAL FOR SALE IN STATE OF CALIFORNIA  
 IN NEW YORK STATE, CONVERTERS LISTED ARE LEGAL FOR FEDERAL/EPA EMISSION VEHICLES ONLY

◆ If welded assembly, replace all required parts.  
 # Modifications and/or additional parts required.

37 Fits All Emissions Vehicles.  
 545 Requires 35003 Bracket & 41206 Spout on Outlet.

GENERAL INFORMATION

PASSENGER CAR

LIGHT TRUCK

MUFFLER SPECS.

OPTIONAL MUFFLERS

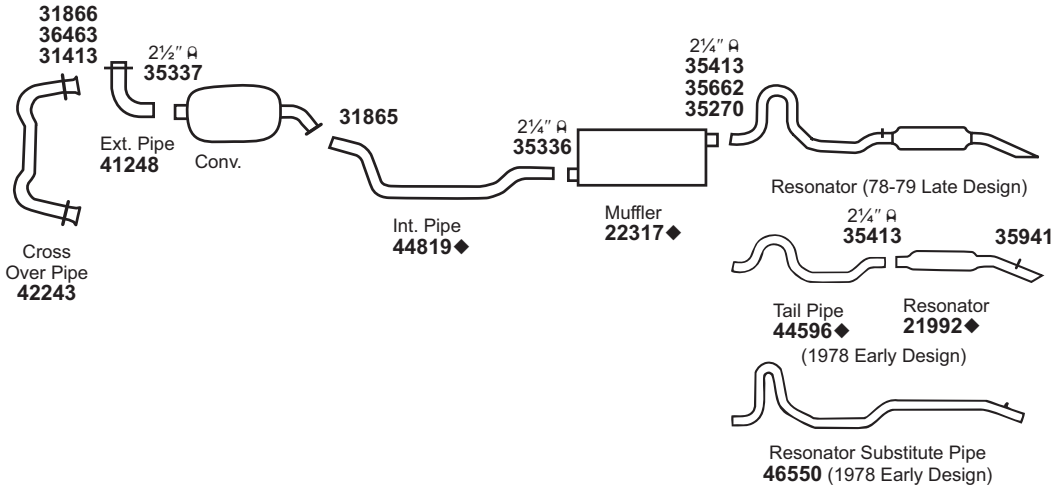
CONVERTER SPECS.

ACCESSORIES

FOOTNOTES

# OLDSMOBILE 98

(11538) 1979-78 8 CYL. 98 SERIES w/6.6L (403 C.I.D.) ENG.

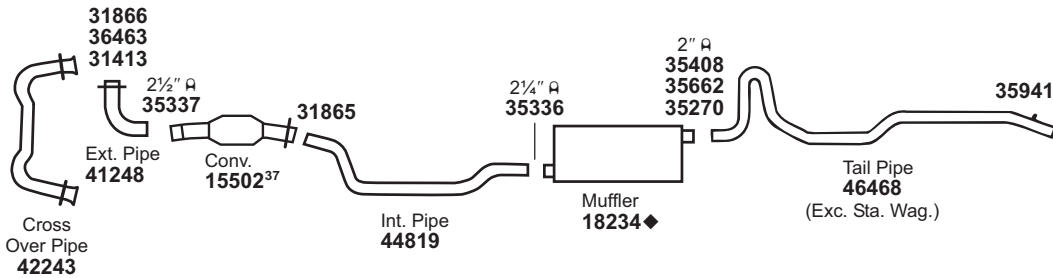


For 21992: SoundFX 18352  
 For 22317: SoundFX 18235  
 Super Turbo 17732#

Univ. SoundFX 17852#  
 Tru-Fit 18141

Glasspack 24069<sup>545</sup>  
 Univ. SoundFX 17843

(11539) 1977 8 CYL. 98 SERIES w/5.7L (350 C.I.D.) ENG.

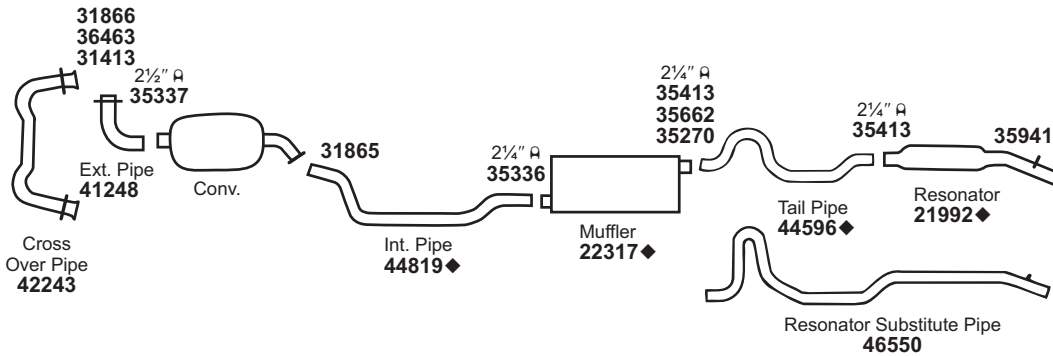


For 15502: Univ. Conv. 15038#  
 For 18234: Tru-Fit 18172

Univ. SoundFX 17846

Super Turbo 17732#

(11540) 1977 8 CYL. 98 w/6.6L (403 C.I.D.) ENG.



For 21992: SoundFX 18352  
 For 22317: SoundFX 18235  
 Super Turbo 17732#

Univ. SoundFX 17852#  
 Tru-Fit 18141

Glasspack 24069<sup>545</sup>  
 Univ. SoundFX 17843

31413 Gskt.	31865 Fing.	31866 Fing.	35270 Hngr.	35662 Brkt.	35941 Hngr.	36463 Sprgs.											

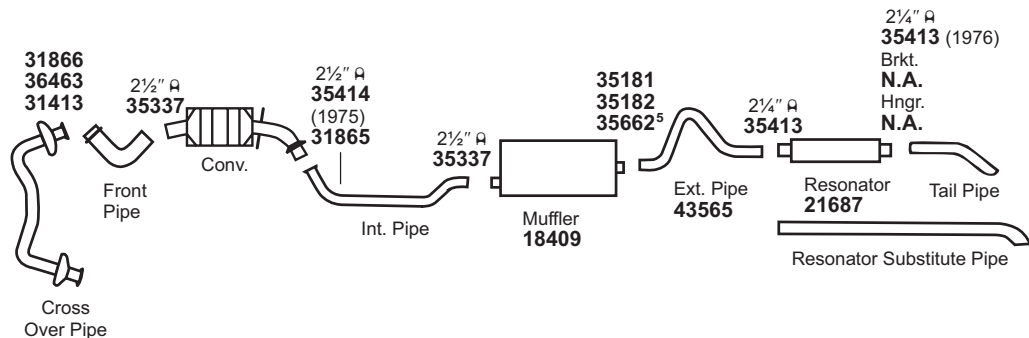
NOT LEGAL FOR SALE IN STATE OF CALIFORNIA  
 IN NEW YORK STATE, CONVERTERS LISTED ARE LEGAL FOR FEDERAL/EPA EMISSION VEHICLES ONLY

530 ♦ If welded assembly, replace all required parts.  
 # Modifications and/or additional parts required.

37 Fits All Emissions Vehicles.  
 545 Requires 35003 Bracket & 41206 Spout on Outlet.

# OLDSMOBILE 98

(11541) 1976-75 8 CYL. 98 REGENCY w/7.5L (455 C.I.D.) ENG.



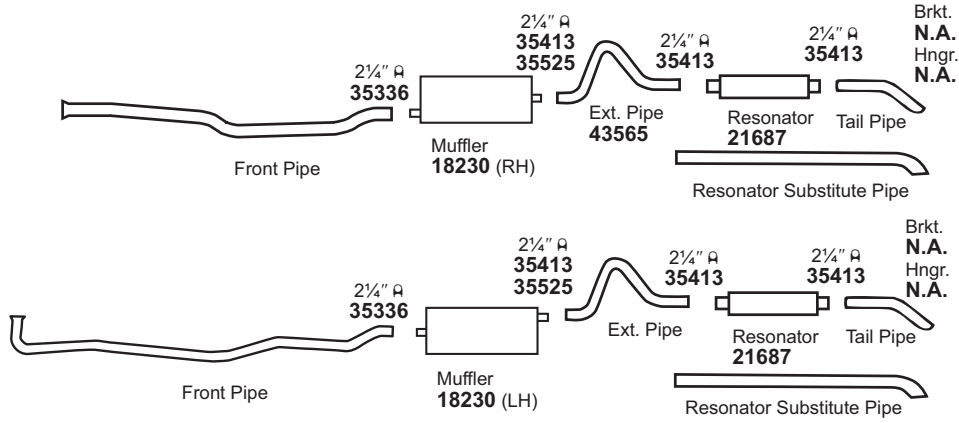
For 18409: Tru-Fit 18112      Univ. SoundFX 17824      Super Turbo 17748#  
 Ultra Flo SS 17289#  
 For 21687: Univ. SoundFX 17812#

GENERAL INFORMATION

PASSENGER CAR

LIGHT TRUCK

(11542) 1974-73 8 CYL. 98 SERIES w/7.5L (455 C.I.D.) ENG., DUAL EXHAUST



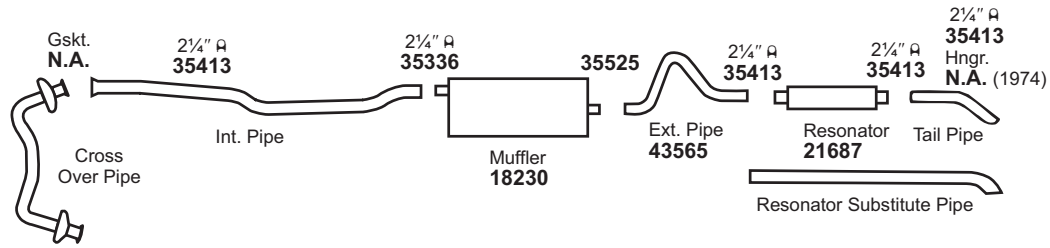
For 18230: Tru-Fit 18113      Univ. SoundFX 17808      Super Turbo 17747#  
 For 21687: Univ. SoundFX 17812#

MUFFLER SPECS.

OPTIONAL MUFFLERS

CONVERTER SPECS.

(11543) 1974-73 8 CYL. 98 w/7.5L (455 C.I.D.) ENG., SINGLE EXHAUST



For 18230: Tru-Fit 18113      Univ. SoundFX 17808      Super Turbo 17747#  
 For 21687: Univ. SoundFX 17812#

ACCESSORIES

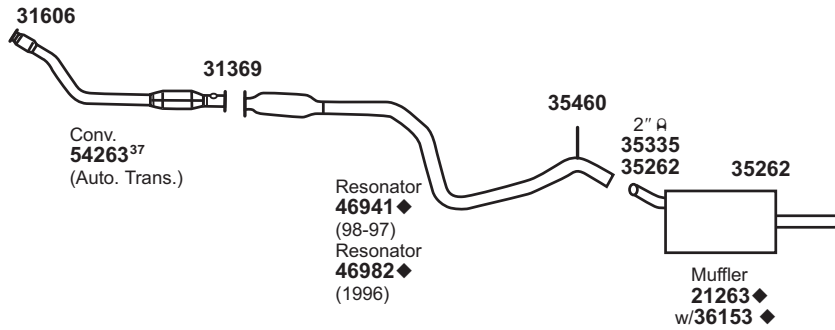
FOOTNOTES

31413 Gskt.	31865 Fling.	31866 Fling.	35181 Brkt.	35182 Brkt.	35525 Hngr.	35662 Brkt.	36463 Sprgs.						

NOT LEGAL FOR SALE IN STATE OF CALIFORNIA  
 IN NEW YORK STATE, CONVERTERS LISTED ARE LEGAL FOR FEDERAL/EPA EMISSION VEHICLES ONLY

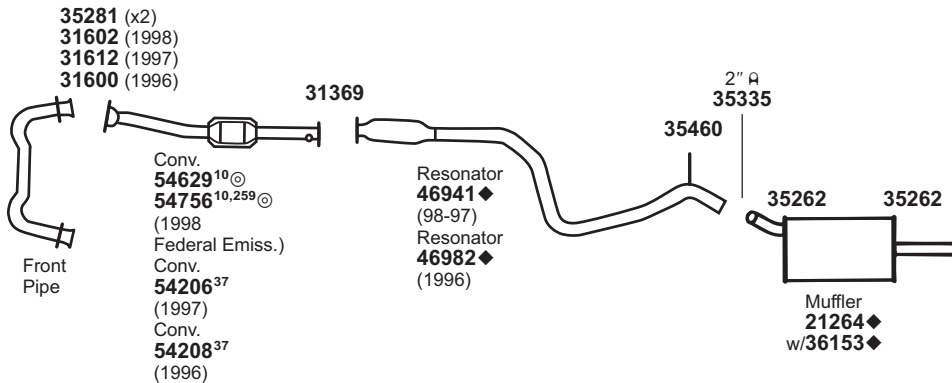
# OLDSMOBILE Achieva

(11544) 1998-96 4 CYL. ACHIEVA w/2.4L ENG.



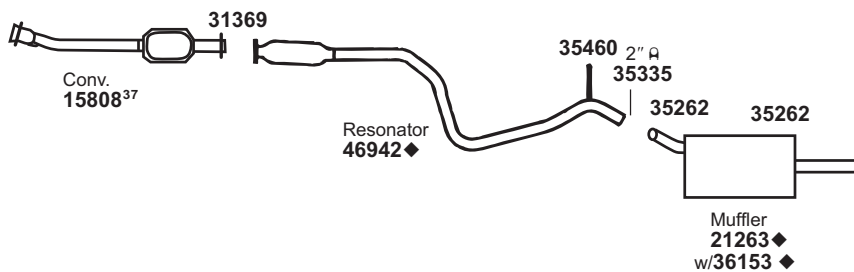
For 21263: SoundFX 18578  
 For 54263: Univ. Conv. 93256#

(11545) 1998-96 6 CYL. ACHIEVA w/3.1L ENG.



For 21264: SoundFX 18584  
 For 54206: Univ. Conv. 93252#  
 For 54208: Univ. Conv. 93252#  
 For 54629: Univ. Conv. 93252#

(11546) 1995 4 CYL. ACHIEVA w/2.3L ENG.



For 15808: Univ. Conv. 15051#  
 For 21263: SoundFX 18578

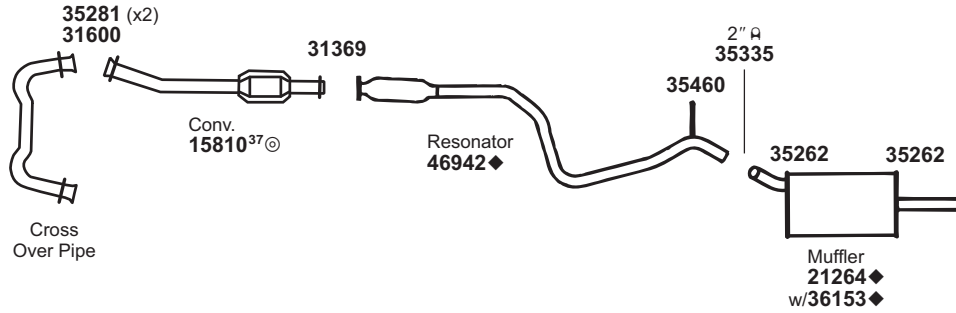
31369 Gskt.	31600 Gskt.	31602 Gskt.	31606 Gskt.	31612 Gskt.	35262 Hngr.	35281 Spring	35460 Insl.	36153 Strap						

NOT LEGAL FOR SALE IN STATE OF CALIFORNIA  
 IN NEW YORK STATE, CONVERTERS LISTED ARE LEGAL FOR FEDERAL/EPA EMISSION VEHICLES ONLY

- ◆ If welded assembly, replace all required parts.
- ⑩ Fits Federal/EPA Emission Vehicles.
- ③ Air Gap Pipe. Appearance may be different than O.E. Pipe. Air space between Pipes acts as a Heat Insulator.
- ③⑦ Fits All Emissions Vehicles.
- ②⑤⑨ Optional Part Number - Extra Precious Metal Loading.

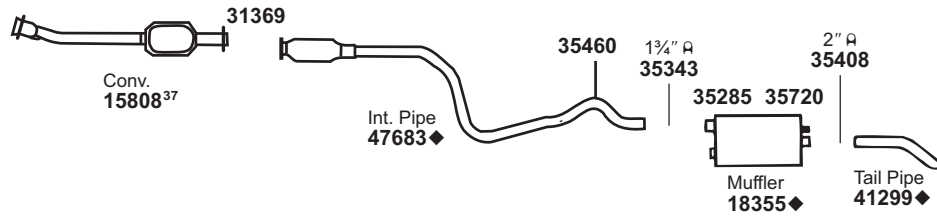
# OLDSMOBILE Achieva

(11547) 1995 6 CYL. ACHIEVA w/3.1L ENG.



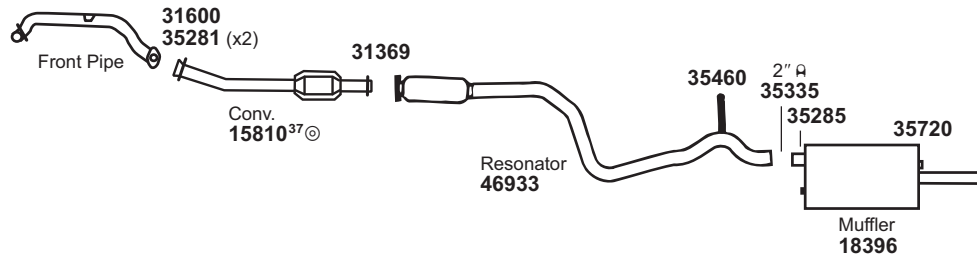
For 15810: Univ. Conv. 15051#  
For 21264: SoundFX 18584

(11548) 1994 4 CYL. ACHIEVA w/2.3L QUAD OHC ENG. CODE 3



For 15808: Univ. Conv. 15051#  
For 18355: Univ. SoundFX 17194#

(11549) 1994 6 CYL. ACHIEVA S w/3.1L ENG.



For 15810: Univ. Conv. 15051#

31369 Gskt.	31600 Gskt.	35262 Hngr.	35281 Spring	35285 Hngr.	35460 Insl.	35720 Hngr.	36153 Strap							

NOT LEGAL FOR SALE IN STATE OF CALIFORNIA  
IN NEW YORK STATE, CONVERTERS LISTED ARE LEGAL FOR FEDERAL/EPA EMISSION VEHICLES ONLY

◆ If welded assembly, replace all required parts.  
⊙ Air Gap Pipe. Appearance may be different than O.E. Pipe. Air space between Pipes acts as a Heat Insulator.

# Modifications and/or additional parts required.  
37 Fits All Emissions Vehicles.

GENERAL INFORMATION

PASSENGER CAR

LIGHT TRUCK

MUFFLER SPECS.

OPTIONAL MUFFLERS

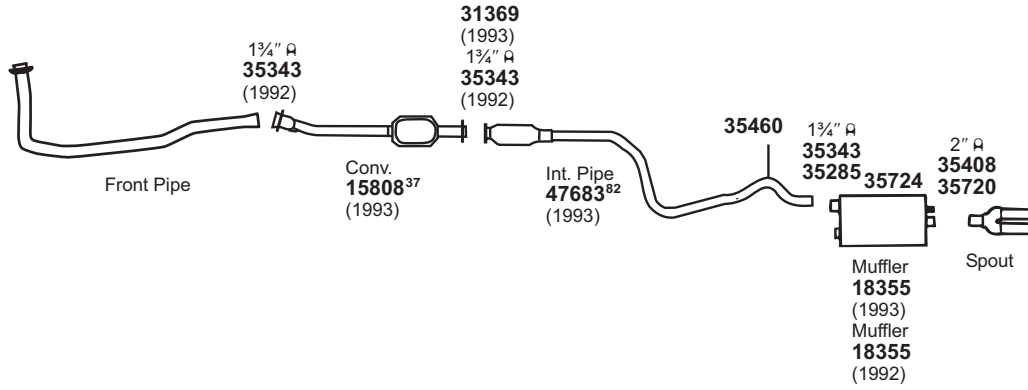
CONVERTER SPECS.

ACCESSORIES

FOOTNOTES

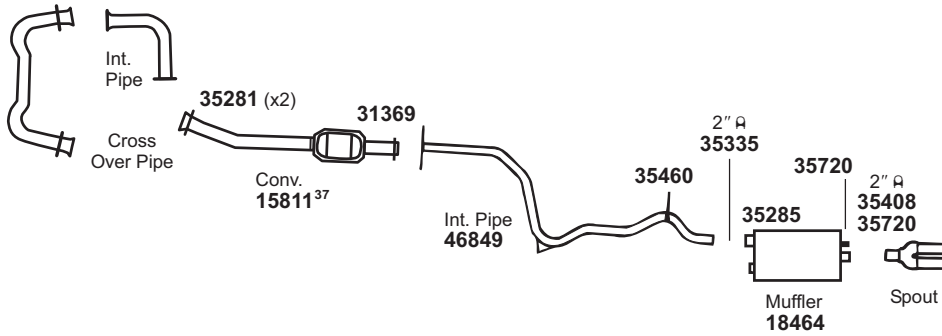
# OLDSMOBILE Achieva

(11550) 1993-92 4 CYL. ACHIEVA w/2.3L SOHC ENG.



For 15808: Univ. Conv. 15051#  
 For 18355: Univ. SoundFX 17194#

(11551) 1993-92 6 CYL. ACHIEVA w/3.3L ENG.



For 15811: Univ. Conv. 15037#  
 For 18464: Univ. SoundFX 17194#

31369 Gskt.	35281 Spring	35285 Hngr.	35460 Insl.	35720 Hngr.	35724 Brkt.								

NOT LEGAL FOR SALE IN STATE OF CALIFORNIA  
 IN NEW YORK STATE, CONVERTERS LISTED ARE LEGAL FOR FEDERAL/EPA EMISSION VEHICLES ONLY

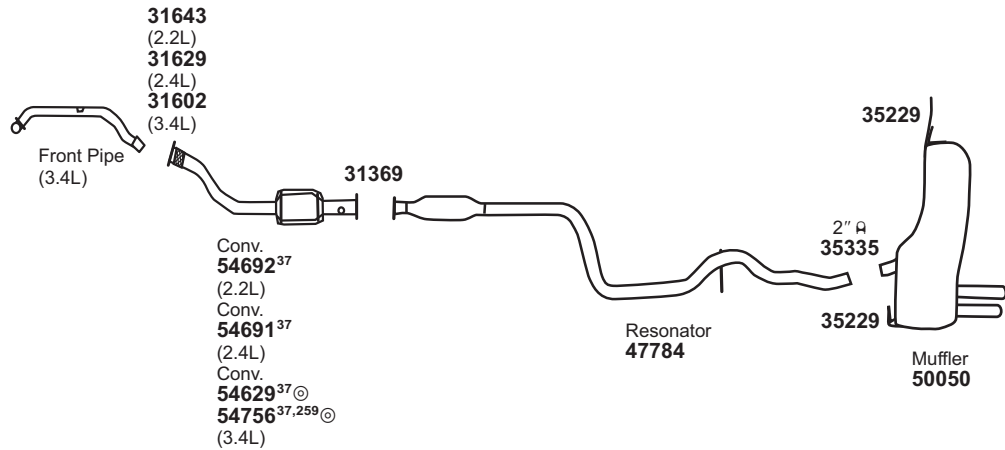
534 # Modifications and/or additional parts required.  
 37 Fits All Emissions Vehicles.

82 Pipe includes Resonator.



# OLDSMOBILE Alero

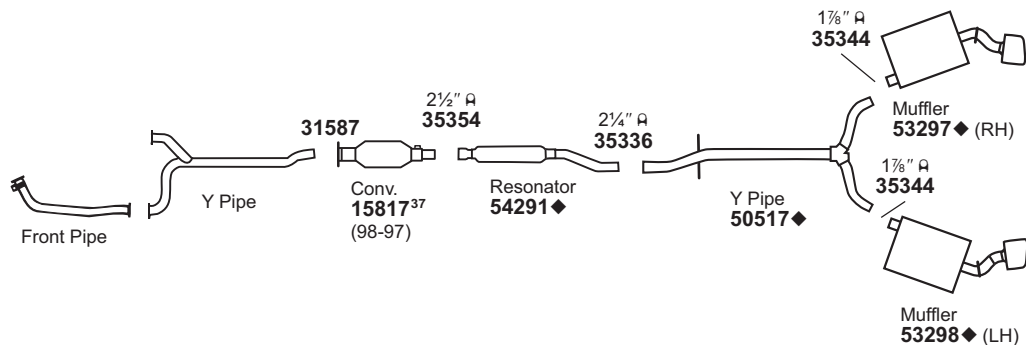
(11552)	2004-02	4 CYL.	ALERO w/2.2L ENG.
	2004-99	6 CYL.	ALERO w/3.4L ENG.
	2001-99	4 CYL.	ALERO w/2.4L ENG.



For 50050: SoundFX 18557  
 For 54629: Univ. Conv. 93252#  
 For 54692: Univ. Conv. 93251#

# OLDSMOBILE Aurora

(11553)	1999-96	8 CYL.	AURORA w/4.0L ENG.
---------	---------	--------	--------------------



**NOTE:** To connect 54291 to O.E. converter:  
 1) Cut at appropriate location.  
 2) Overlap 54291 onto remaining stub on converter outlet.

For 15817: Univ. Conv. 93304#

31369 Gskt.	31587 Gskt.	31602 Gskt.	31629 Gskt.	31643 Gskt.	35229 Insl.								

**NOT LEGAL FOR SALE IN STATE OF CALIFORNIA**  
**IN NEW YORK STATE, CONVERTERS LISTED ARE LEGAL FOR FEDERAL/EPA EMISSION VEHICLES ONLY**

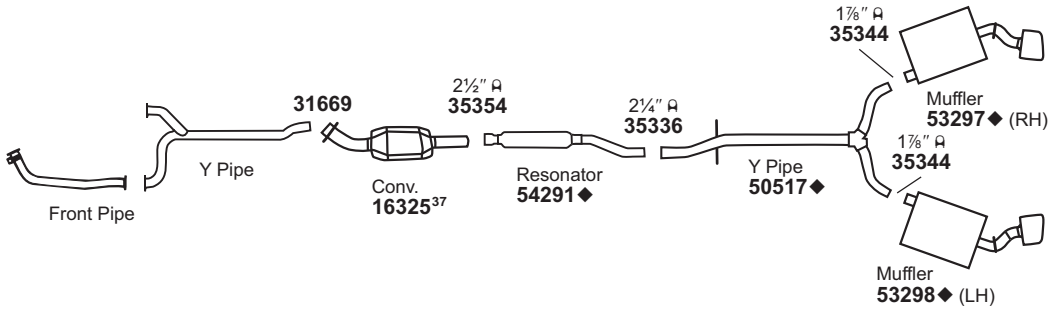
◆ If welded assembly, replace all required parts.  
 ⊙ Air Gap Pipe. Appearance may be different than O.E. Pipe. Air space between Pipes acts as a Heat Insulator.

# Modifications and/or additional parts required.  
 37 Fits All Emissions Vehicles.  
 259 Optional Part Number - Extra Precious Metal Loading.

GENERAL INFORMATION
PASSENGER CAR
LIGHT TRUCK
MUFFLER SPECS.
OPTIONAL MUFFLERS
CONVERTER SPECS.
ACCESSORIES
FOOTNOTES

# OLDSMOBILE Aurora

(11554) 1995 8 CYL. AURORA w/4.0L ENG.

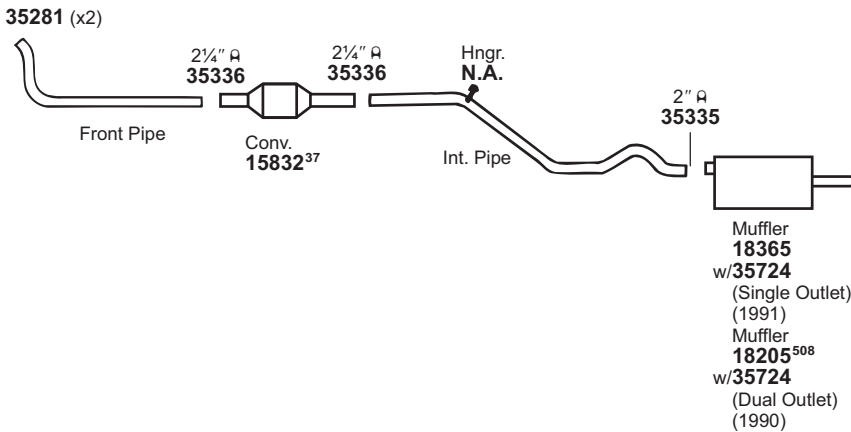


**NOTE:** To connect 54291 to O.E. converter:  
 1) Cut at appropriate location.  
 2) Overlap 54291 onto remaining stub on converter outlet.

# OLDSMOBILE Bravada (See Truck Section)

# OLDSMOBILE Calais

(11555) 1991-90 4 CYL. CALAIS w/2.3L QUAD 4 ENG. (EXC. HIGH OUTPUT)



For 15832: Univ. Conv. 15037#  
 For 18205: Tru-Fit 18150<sup>553,563</sup>  
 For 18365: Univ. SoundFX 17817#  
 Univ. SoundFX 17826#  
 Super Turbo 17730#

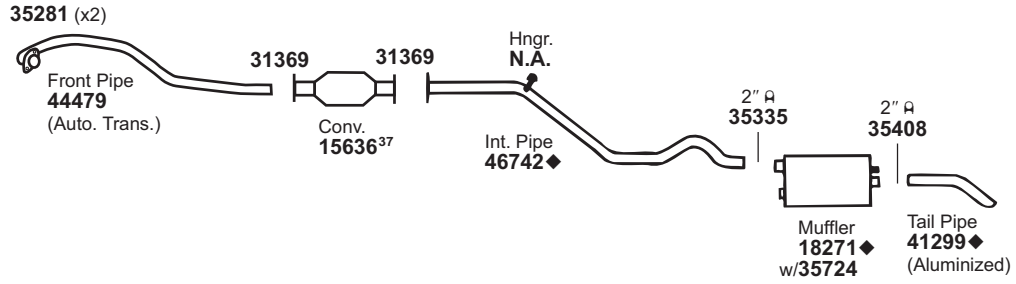
31669 Gskt. 	35281 Spring 	35724 Brkt. 											
--------------------	---------------------	--------------------	--	--	--	--	--	--	--	--	--	--	--

**NOT LEGAL FOR SALE IN STATE OF CALIFORNIA  
 IN NEW YORK STATE, CONVERTERS LISTED ARE LEGAL FOR FEDERAL/EPA EMISSION VEHICLES ONLY**

- ◆ If welded assembly, replace all required parts.
- # Modifications and/or additional parts required.
- 37 Fits All Emissions Vehicles.
- 536 508 Requires 35724 Strap Bracket.
- 553 Requires 35254 & 35255 Bushings on Outlet & 41299 Spout & (1) Extra 35408 (2") Clamp.
- 563 Single Outlet Muffler replaces Dual Outlet Muffler.

# OLDSMOBILE Calais

(11556) 1991-90 4 CYL. CALAIS w/2.5L ENG.

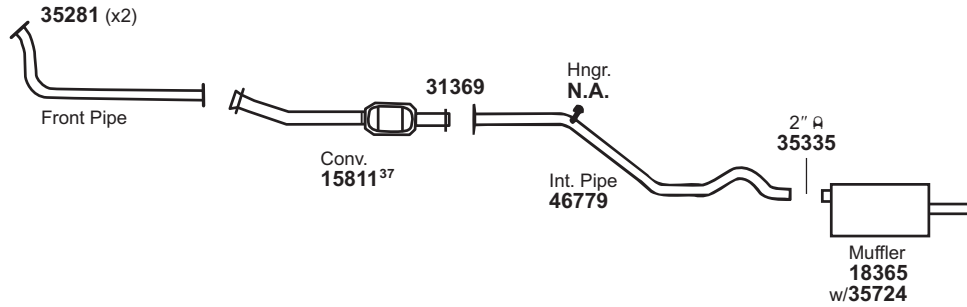


For 15636: Univ. Conv. 15036#  
 For 18271: Tru-Fit 18150  
 Glasspack 24041<sup>523,542</sup>

Univ. SoundFX 17874#

Super Turbo 17730#

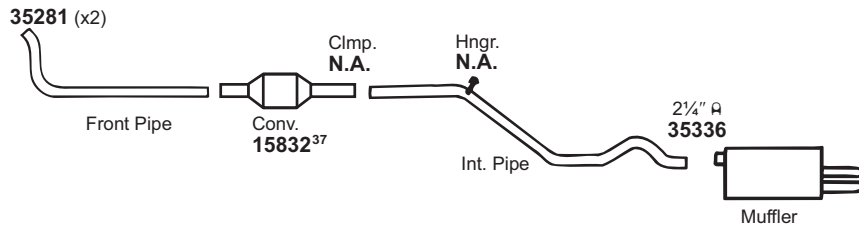
(11557) 1991-90 6 CYL. CALAIS w/3.3L ENG.



For 15811: Univ. Conv. 15037#  
 For 18365: Univ. SoundFX 17817#

Super Turbo 17730#

(11558) 1989-88 4 CYL. CALAIS w/2.3L QUAD 4 ENG.



For 15832: Univ. Conv. 15037#

31369 Gskt. 	35281 Spring 	35724 Brkt. 																	
--------------------	---------------------	--------------------	--	--	--	--	--	--	--	--	--	--	--	--	--	--	--	--	--

NOT LEGAL FOR SALE IN STATE OF CALIFORNIA  
 IN NEW YORK STATE, CONVERTERS LISTED ARE LEGAL FOR FEDERAL/EPA EMISSION VEHICLES ONLY

◆ If welded assembly, replace all required parts.  
 # Modifications and/or additional parts required.  
 37 Fits All Emissions Vehicles.

523 Requires Bracket.  
 542 Requires 35568 Bracket.

GENERAL INFORMATION

PASSENGER CAR

LIGHT TRUCK

MUFFLER SPECS.

OPTIONAL MUFFLERS

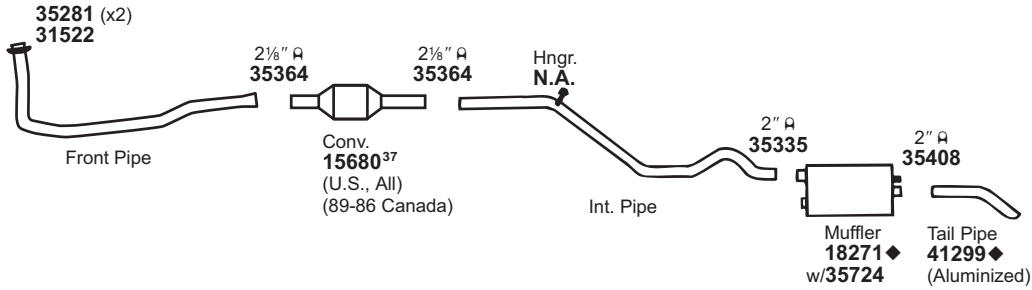
CONVERTER SPECS.

ACCESSORIES

FOOTNOTES

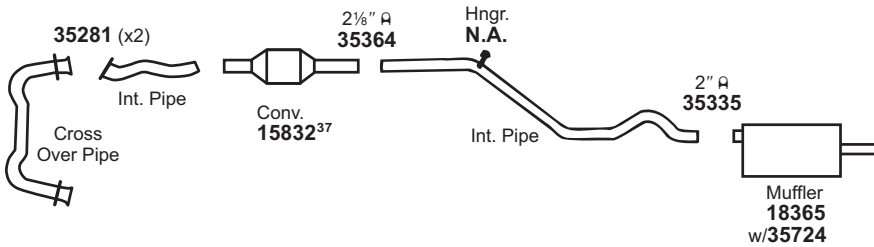
# OLDSMOBILE Calais

(11559) 1989-85 4 CYL. CALAIS w/2.5L ENG.



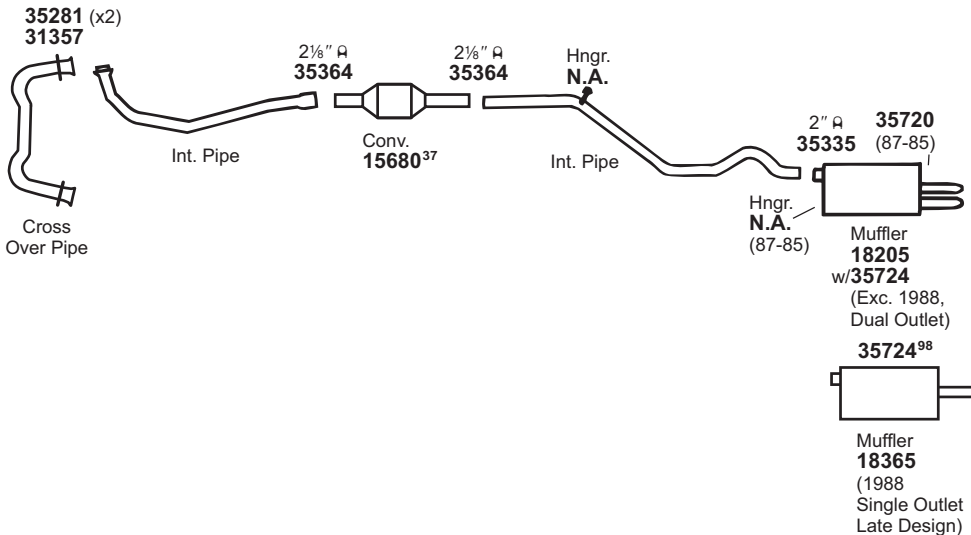
For 15680: Univ. Conv. 15036#  
 For 18271: Tru-Fit 18150 Univ. SoundFX 17874# Super Turbo 17730#  
 Glasspack 24041<sup>523,542</sup>

(11560) 1989 6 CYL. CALAIS w/3.3L ENG.



For 15832: Univ. Conv. 15037#  
 For 18365: Univ. SoundFX 17817# Super Turbo 17730#

(11561) 1988-85 6 CYL. CALAIS w/3.0L ENG.



For 15680: Univ. Conv. 15036#  
 For 18205: Tru-Fit 18150<sup>553,563</sup> Univ. SoundFX 17826#  
 For 18365: Univ. SoundFX 17817# Super Turbo 17730#

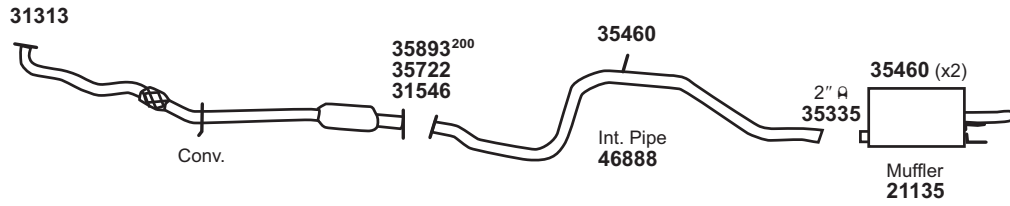
31357 Gskt.	31522 Gskt.	35281 Spring	35720 Hngr.	35724 Brkt.									

NOT LEGAL FOR SALE IN STATE OF CALIFORNIA  
 IN NEW YORK STATE, CONVERTERS LISTED ARE LEGAL FOR FEDERAL/EPA EMISSION VEHICLES ONLY

- ◆ If welded assembly, replace all required parts.
- # Modifications and/or additional parts required.
- 37 Fits All Emissions Vehicles.
- 98 Discard O.E. Spade Bracket.
- 538 523 Requires Bracket.
- 542 Requires 35568 Bracket.
- 553 Requires 35254 & 35255 Bushings on Outlet & 41299 Spout & (1) Extra 35408 (2") Clamp.
- 563 Single Outlet Muffler replaces Dual Outlet Muffler.

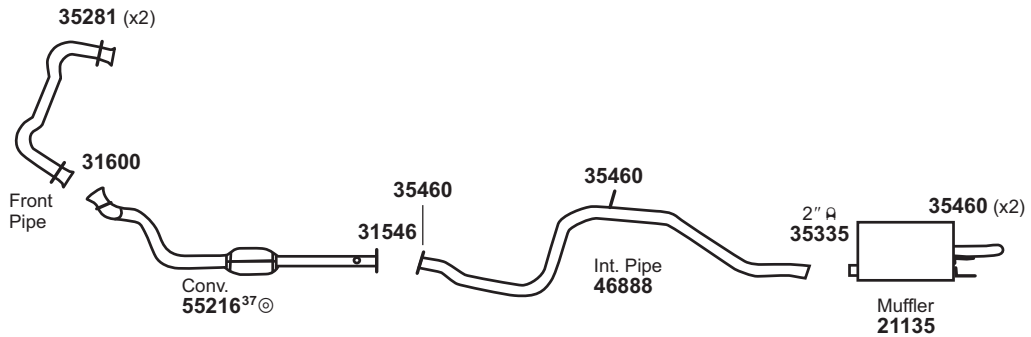
# OLDSMOBILE Ciera

(11562) 1996 4 CYL. CIERA SEDAN w/2.2L ENG.



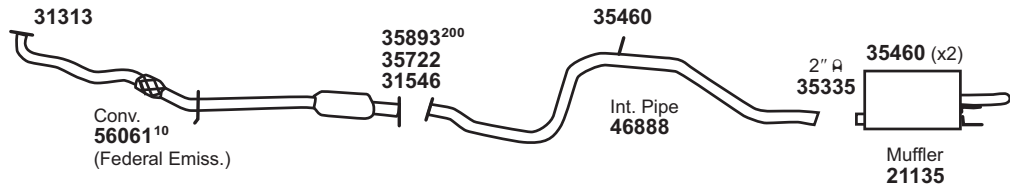
For 21135: SoundFX 18447

(11563) 1996 6 CYL. CIERA SEDAN w/3.1L ENG.



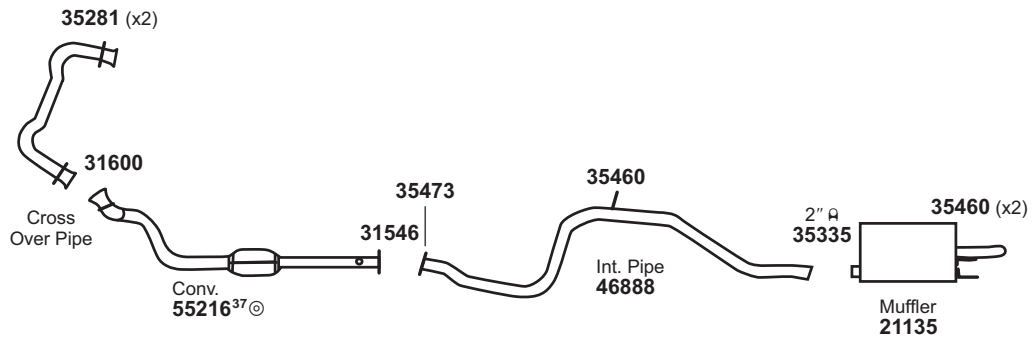
For 21135: SoundFX 18447  
For 55216: Univ. Conv. 93252#

(11564) 1995-94 4 CYL. CIERA SEDAN w/2.2L ENG.



For 21135: SoundFX 18447  
For 56061: Univ. Conv. 15037#

(11565) 1995-94 6 CYL. CIERA SEDAN w/3.1L ENG.



For 21135: SoundFX 18447  
For 55216: Univ. Conv. 93252#

31313 Gskt.	31546 Gskt.	31600 Gskt.	35281 Spring	35460 Insl.	35473 Insl.	35722 Hngr.	35893 Brkt.											

NOT LEGAL FOR SALE IN STATE OF CALIFORNIA  
IN NEW YORK STATE, CONVERTERS LISTED ARE LEGAL FOR FEDERAL/EPA EMISSION VEHICLES ONLY

© Air Gap Pipe. Appearance may be different than O.E. Pipe. Air space between Pipes acts as a Heat Insulator.  
# Modifications and/or additional parts required.

10 Fits Federal/EPA Emission Vehicles.  
37 Fits All Emissions Vehicles.  
200 Reuse O.E. Bracket.

GENERAL INFORMATION

PASSENGER CAR

LIGHT TRUCK

MUFFLER SPECS.

OPTIONAL MUFFLERS

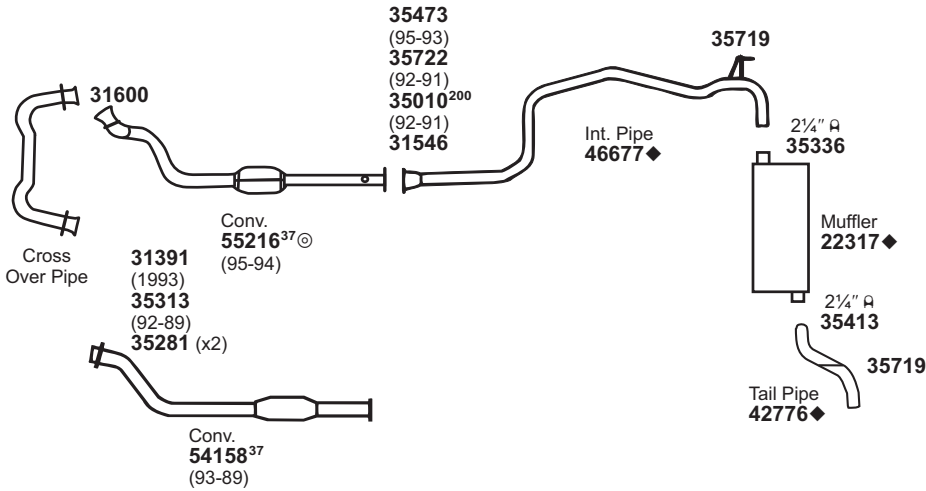
CONVERTER SPECS.

ACCESSORIES

FOOTNOTES

# OLDSMOBILE Ciera

(11566) 1995-94 V6 CYL. CRUISER STATION WAGON w/3.1L ENG.  
 1993-89 V6 CYL. CIERA STATION WAGON w/3.3L ENG.

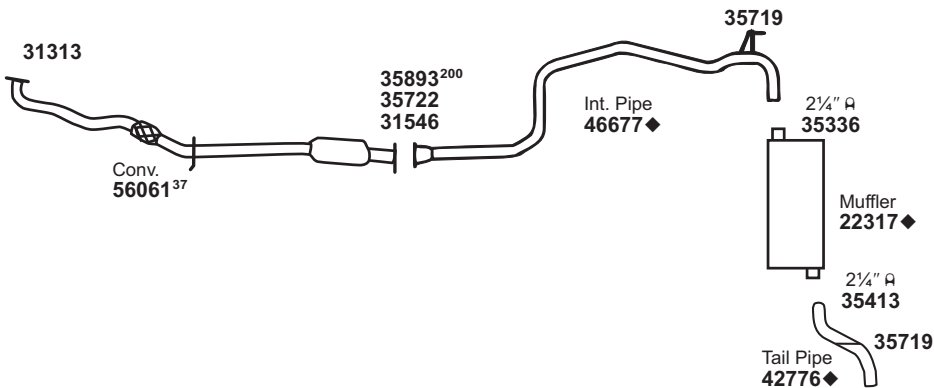


For 22317: SoundFX 18235 Super Turbo 17732#  
 For 54158: Univ. Conv. 15037#  
 For 55216: Univ. Conv. 93252#

Tru-Fit 18141

Univ. SoundFX 17843

(11567) 1993 4 CYL. CIERA STATION WAGON w/2.2L ENG.



For 22317: SoundFX 18235 Super Turbo 17732#  
 For 56061: Univ. Conv. 15037#

Tru-Fit 18141

Univ. SoundFX 17843

31313 Gskt.	31391 Gskt.	31546 Gskt.	31600 Gskt.	35010 Brkt.	35281 Spring	35313 Bolt Kit	35473 Insl.	35719 Insl.	35722 Hngr.	35893 Brkt.			

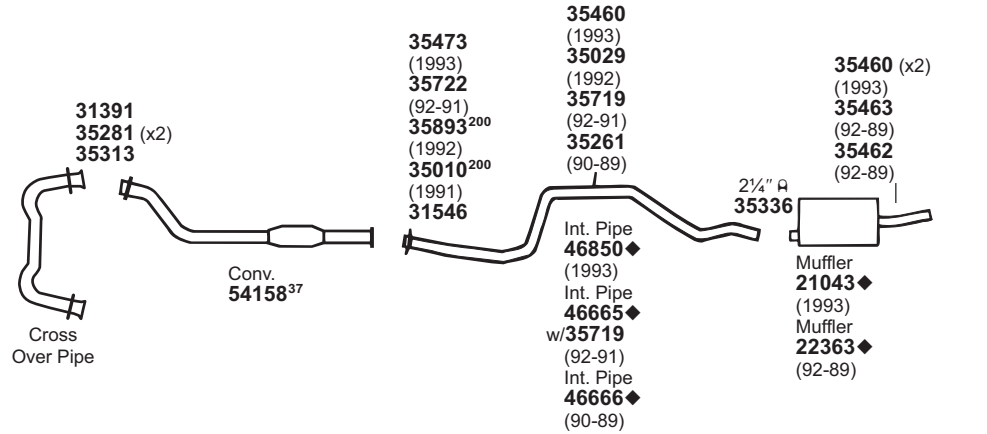
NOT LEGAL FOR SALE IN STATE OF CALIFORNIA  
 IN NEW YORK STATE, CONVERTERS LISTED ARE LEGAL FOR FEDERAL/EPA EMISSION VEHICLES ONLY

◆ If welded assembly, replace all required parts.  
 ⊙ Air Gap Pipe. Appearance may be different than O.E. Pipe. Air space between Pipes acts as a Heat Insulator.

# Modifications and/or additional parts required.  
 37 Fits All Emissions Vehicles.  
 200 Reuse O.E. Bracket.

# OLDSMOBILE Ciera

## (11568) 1993-89 V6 CYL. CIERA w/3.3L ENG. (EXC. STATION WAGON)

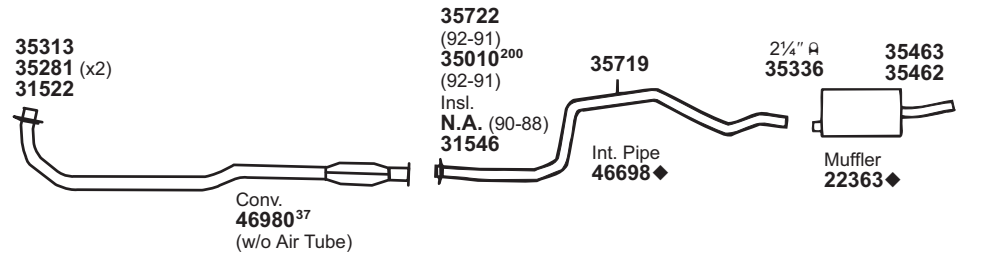


For 21043: SoundFX 18215  
For 22363: SoundFX 18201  
Super Turbo 17731#  
For 54158: Univ. Conv. 15037#

Super Turbo 17732#  
Tru-Fit 18107<sup>502</sup>  
Ultra Flo SS 17282#

Univ. SoundFX 17860#

## (11569) 1992-88 4 CYL. CIERA w/2.5L ENG. (EXC. STATION WAGON)

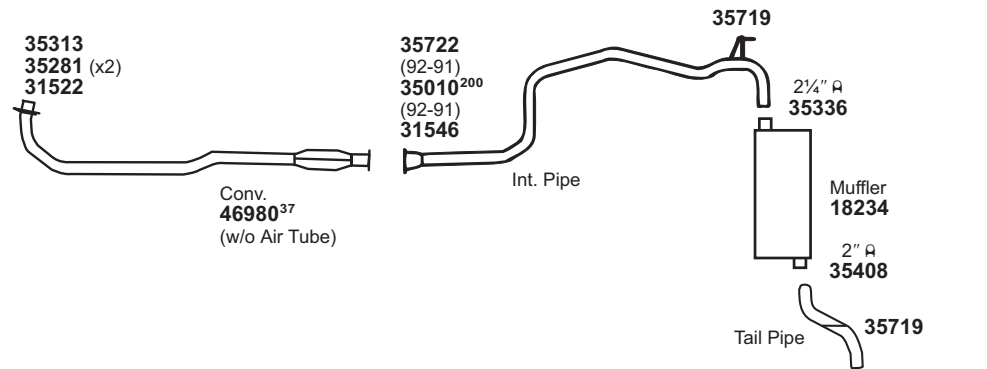


For 22363: SoundFX 18201  
Super Turbo 17731#  
For 46980: Univ. Conv. 15036#

Tru-Fit 18107<sup>502</sup>  
Ultra Flo SS 17282#

Univ. SoundFX 17860#

## (11570) 1992-88 4 CYL. CIERA STATION WAGON w/2.5L ENG.



For 18234: Tru-Fit 18172  
For 46980: Univ. Conv. 15036#

Univ. SoundFX 17846

Super Turbo 17732#

31391 Gskt.	31522 Gskt.	31546 Gskt.	35010 Brkt.	35029 Insl.	35261 Insl.	35281 Spring	35313 Bolt Kit	35460 Insl.	35462 Insl.	35463 Brkt.	35473 Insl.	35719 Insl.	35722 Hngr.

NOT LEGAL FOR SALE IN STATE OF CALIFORNIA  
IN NEW YORK STATE, CONVERTERS LISTED ARE LEGAL FOR FEDERAL/EPA EMISSION VEHICLES ONLY

◆ If welded assembly, replace all required parts.  
# Modifications and/or additional parts required.  
37 Fits All Emissions Vehicles.

200 Reuse O.E. Bracket.  
502 Requires Bracket, (2) 35408 Clamps & 41740 Spout.

GENERAL INFORMATION

PASSENGER CAR

LIGHT TRUCK

MUFFLER SPECS.

OPTIONAL MUFFLERS

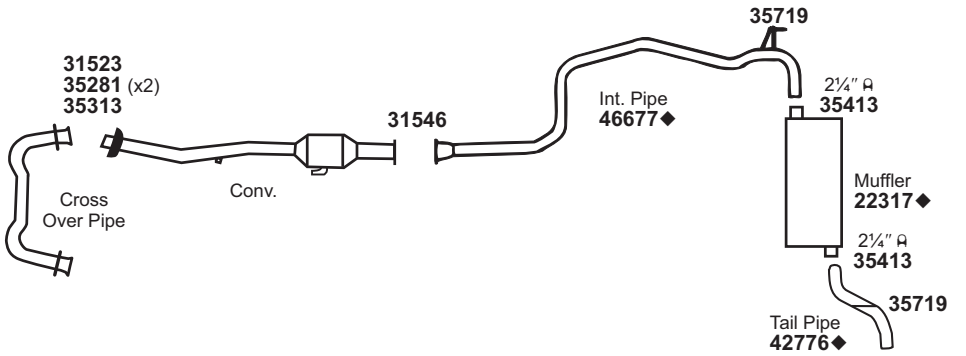
CONVERTER SPECS.

ACCESSORIES

FOOTNOTES

# OLDSMOBILE Ciera

(11571) 1989-86 V6 CYL. CIERA STATION WAGON w/2.8L F.I. ENG. CODE W

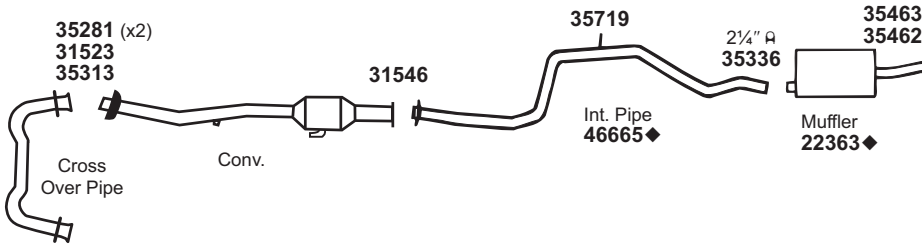


For 22317: SoundFX 18235  
Super Turbo 17732#

Tru-Fit 18141

Univ. SoundFX 17843

(11572) 1989-86 V6 CYL. CIERA w/2.8L., F.I. ENG. CODE W (EXC. STATION WAGON)

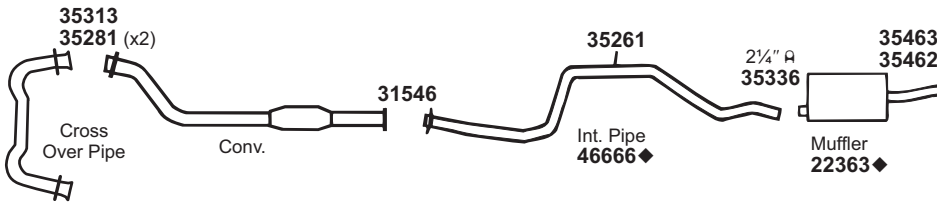


For 22363: SoundFX 18201  
Super Turbo 17731#

Tru-Fit 18107<sup>502</sup>  
Ultra Flo SS 17282#

Univ. SoundFX 17860#

(11573) 1988-86 V6 CYL. CIERA w/3.8L ENG. (EXC. STATION WAGON)



For 22363: SoundFX 18201  
Super Turbo 17731#

Tru-Fit 18107<sup>502</sup>  
Ultra Flo SS 17282#

Univ. SoundFX 17860#

31523 Gskt.	31546 Gskt.	35261 Insl.	35281 Spring	35313 Bolt Kit	35462 Insl.	35463 Brkt.	35719 Insl.								

NOT LEGAL FOR SALE IN STATE OF CALIFORNIA  
IN NEW YORK STATE, CONVERTERS LISTED ARE LEGAL FOR FEDERAL/EPA EMISSION VEHICLES ONLY

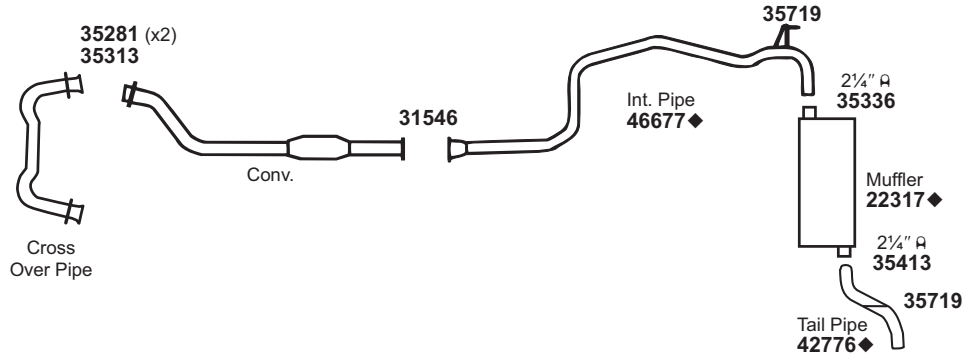
◆ If welded assembly, replace all required parts.  
# Modifications and/or additional parts required.

502 Requires Bracket, (2) 35408 Clamps & 41740 Spout.



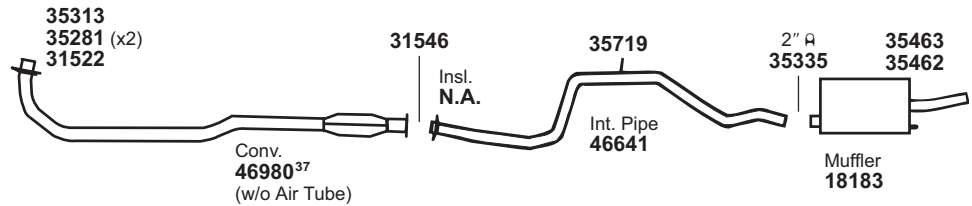
# OLDSMOBILE Ciera

(11574) 1988-86 V6 CYL. CIERA STATION WAGON w/3.8L ENG.



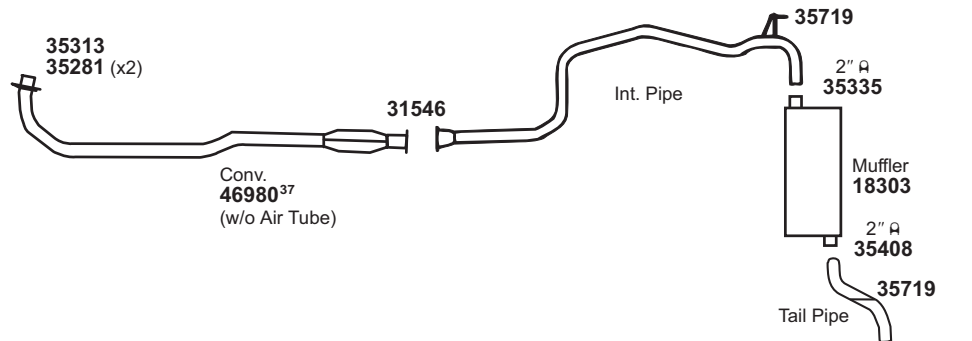
For 22317: SoundFX 18235 Super Turbo 17732# Tru-Fit 18141 Univ. SoundFX 17843

(11575) 1987-86 4 CYL. CIERA w/2.5L ENG. (EXC. STATION WAGON)



For 18183: Tru-Fit 18125<sup>520</sup> Univ. SoundFX 17860# Super Turbo 17730#  
For 46980: Univ. Conv. 15036#

(11576) 1987 4 CYL. CIERA STATION WAGON w/2.5L ENG.



For 18303: Tru-Fit 18105 Univ. SoundFX 17877 Super Turbo 17736#  
For 46980: Univ. Conv. 15036#

31522 Gskt.	31546 Gskt.	35281 Spring	35313 Bolt Kit	35462 Insl.	35463 Brkt.	35719 Insl.								

NOT LEGAL FOR SALE IN STATE OF CALIFORNIA  
IN NEW YORK STATE, CONVERTERS LISTED ARE LEGAL FOR FEDERAL/EPA EMISSION VEHICLES ONLY

◆ If welded assembly, replace all required parts.  
# Modifications and/or additional parts required.

37 Fits All Emissions Vehicles.  
520 Requires 41736 Spout & (1) Extra 35408 (2") Clamp.

GENERAL INFORMATION

PASSENGER CAR

LIGHT TRUCK

MUFFLER SPECS.

OPTIONAL MUFFLERS

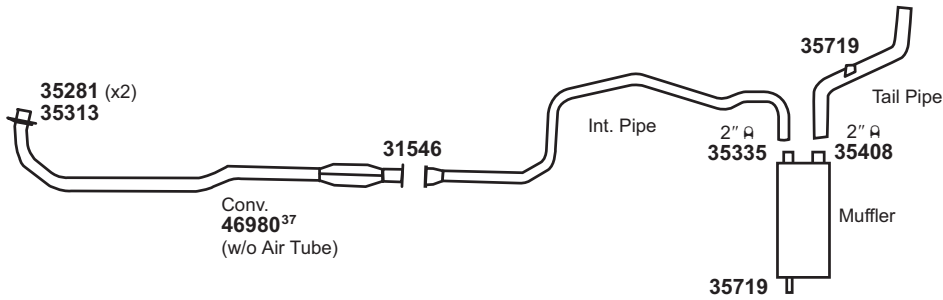
CONVERTER SPECS.

ACCESSORIES

FOOTNOTES

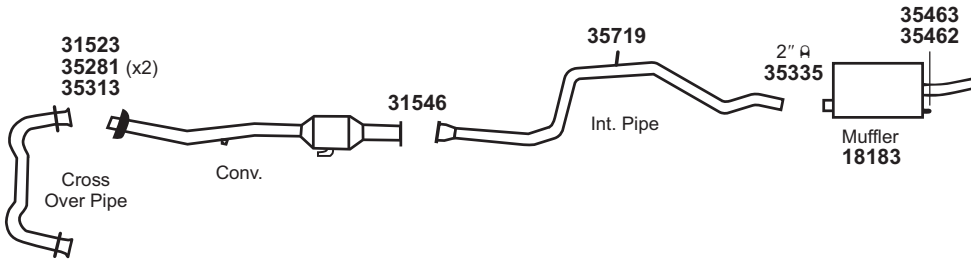
# OLDSMOBILE Ciera

(11577) 1986 4 CYL. CIERA STATION WAGON w/2.5L ENG.



For 46980: Univ. Conv. 15036#

(11578) 1986 V6 CYL. CIERA w/2.8L ENG. CODE X, 2BBL (EXC. STATION WAGON)

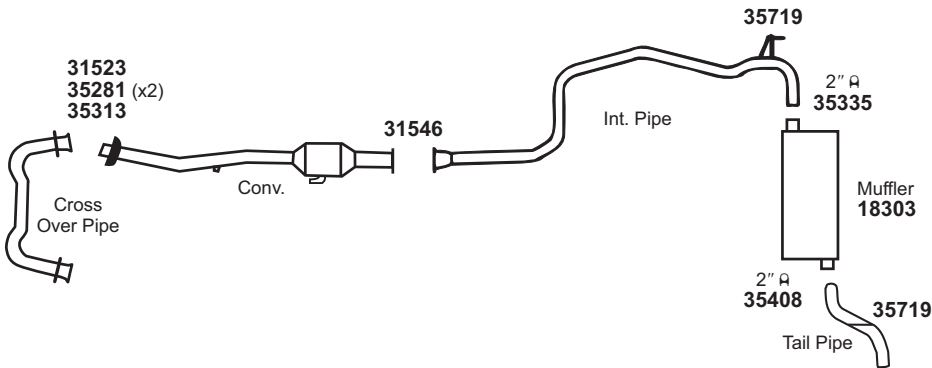


For 18183: Tru-Fit 18125<sup>520</sup>

Univ. SoundFX 17860#

Super Turbo 17730#

(11579) 1986 V6 CYL. CIERA STATION WAGON w/2.8L ENG. CODE X, 2BBL

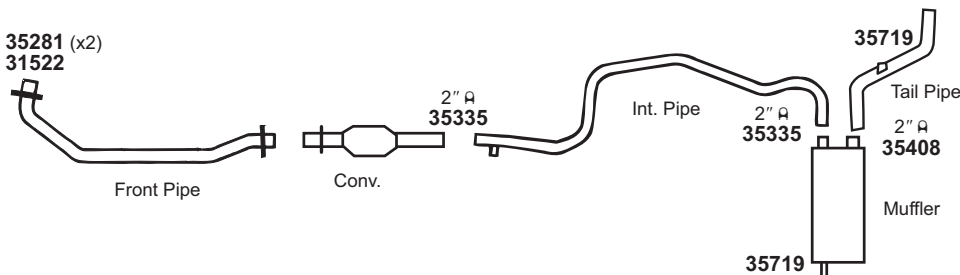


For 18303: Tru-Fit 18105

Univ. SoundFX 17877

Super Turbo 17736#

(11580) 1985-84 4 CYL. CIERA STATION WAGON w/2.5L ENG.



31522 Gskt.	31523 Gskt.	31546 Gskt.	35281 Spring	35313 Bolt Kit	35462 Insl.	35463 Brkt.	35719 Insl.								

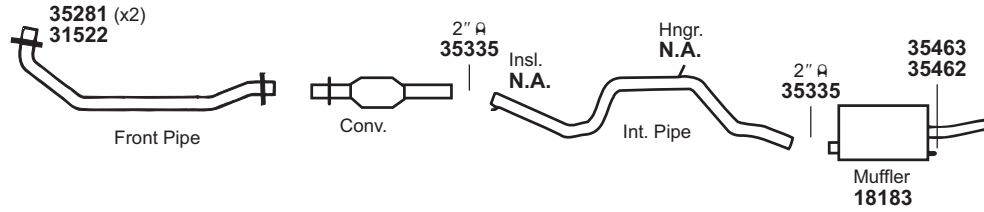
NOT LEGAL FOR SALE IN STATE OF CALIFORNIA  
IN NEW YORK STATE, CONVERTERS LISTED ARE LEGAL FOR FEDERAL/EPA EMISSION VEHICLES ONLY

544 # Modifications and/or additional parts required.  
37 Fits All Emissions Vehicles.

520 Requires 41736 Spout & (1) Extra 35408 (2") Clamp.

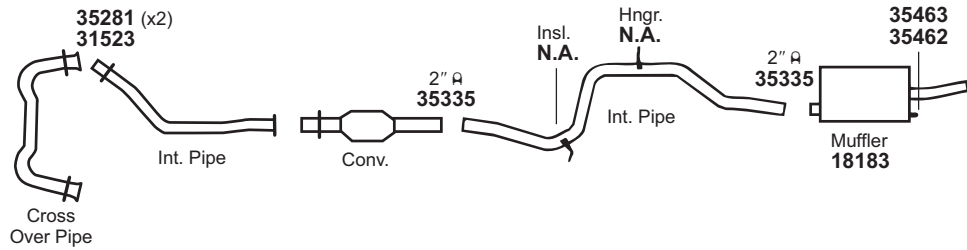
# OLDSMOBILE Ciera

**(11581) 1985-82 4 CYL. CIERA w/2.5L ENG. (EXC. STATION WAGON)**



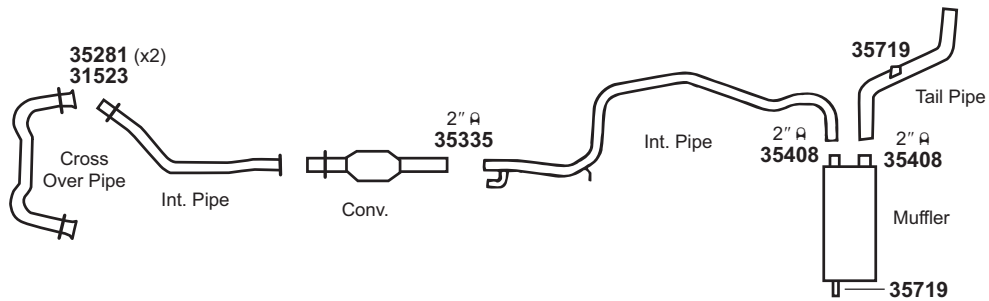
For 18183: Tru-Fit 18125<sup>520</sup> Univ. SoundFX 17860# Super Turbo 17730#

**(11582) 1985-82 V6 CYL. CIERA w/2.8L, 3.0L ENG. (EXC. STATION WAGON)**

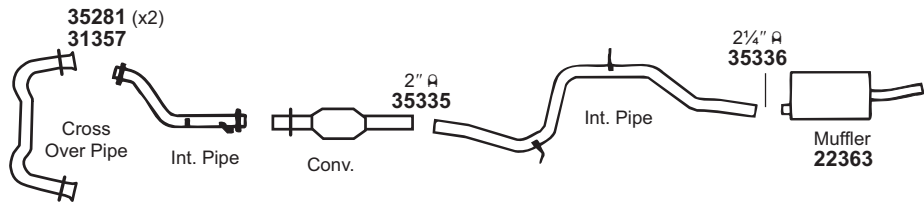


For 18183: Tru-Fit 18125<sup>520</sup> Univ. SoundFX 17860# Super Turbo 17730#

**(11583) 1985-84 V6 CYL. CIERA STATION WAGON w/2.8L, 3.0L ENG.**



**(11584) 1985-84 V6 CYL. CIERA w/3.8L ENG. (EXC. STATION WAGON)**



For 22363: SoundFX 18201 Super Turbo 17731# Tru-Fit 18107<sup>502</sup> Ultra Flo SS 17282# Univ. SoundFX 17860#

31357 Gskt.	31522 Gskt.	31523 Gskt.	35281 Spring	35462 Insl.	35463 Brkt.	35719 Insl.								

NOT LEGAL FOR SALE IN STATE OF CALIFORNIA  
IN NEW YORK STATE, CONVERTERS LISTED ARE LEGAL FOR FEDERAL/EPA EMISSION VEHICLES ONLY

# Modifications and/or additional parts required.  
502 Requires Bracket, (2) 35408 Clamps & 41740 Spout.

520 Requires 41736 Spout & (1) Extra 35408 (2") Clamp.

GENERAL INFORMATION

PASSENGER CAR

LIGHT TRUCK

MUFFLER SPECS.

OPTIONAL MUFFLERS

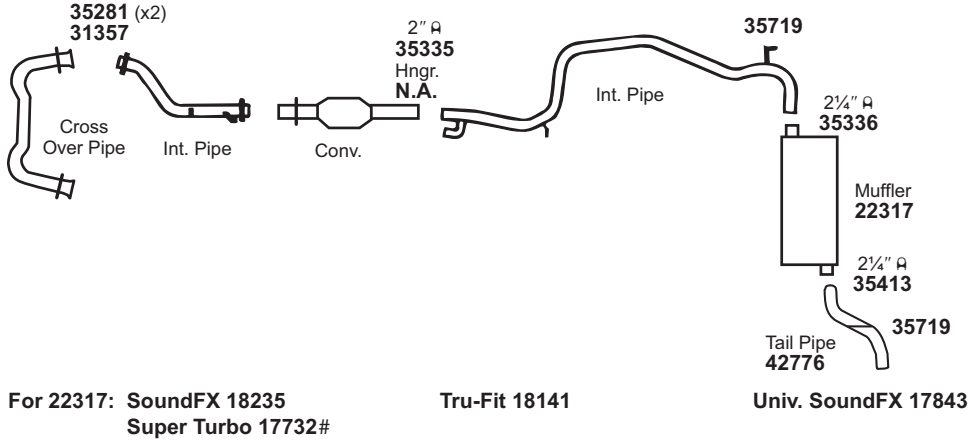
CONVERTER SPECS.

ACCESSORIES

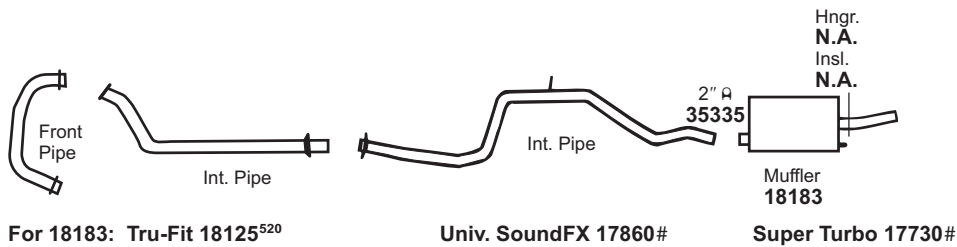
FOOTNOTES

# OLDSMOBILE Ciera

(11585) 1985-84 V6 CYL. CIERA STATION WAGON w/3.8L ENG.

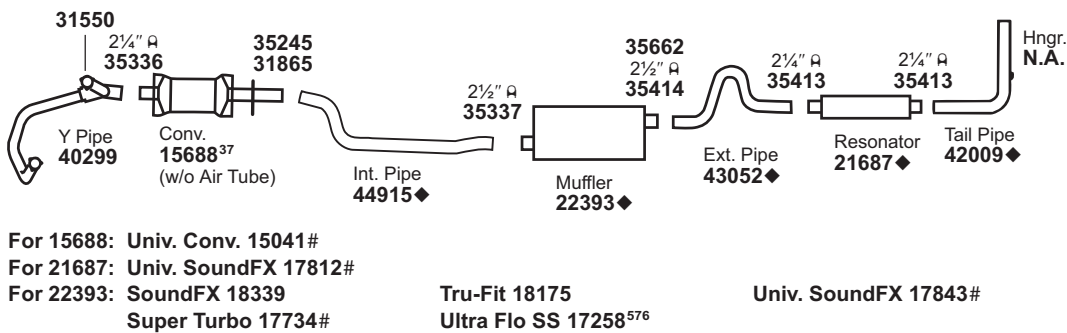


(11586) 1985-82 V6 CYL. CIERA w/4.3L DIESEL ENG. (EXC. STATION WAGON)



# OLDSMOBILE Custom Cruiser

(11587) 1992-91 8 CYL. CUSTOM CRUISER w/5.0L, 5.7L ENG.



31357 Gskt.	31550 Gskt.	31865 Fing.	35245 Hngr.	35281 Spring	35662 Brkt.	35719 Insl.							

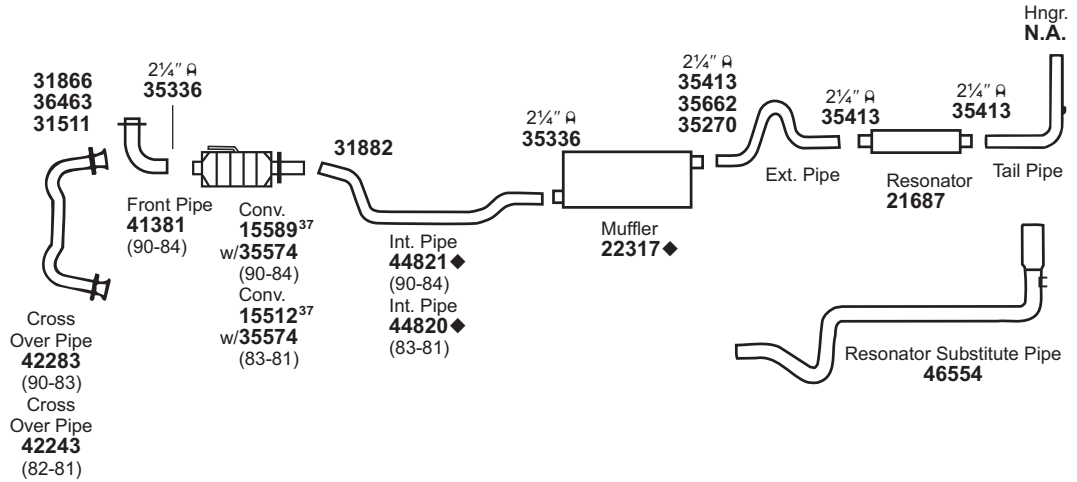
NOT LEGAL FOR SALE IN STATE OF CALIFORNIA  
IN NEW YORK STATE, CONVERTERS LISTED ARE LEGAL FOR FEDERAL/EPA EMISSION VEHICLES ONLY

◆ If welded assembly, replace all required parts.  
# Modifications and/or additional parts required.  
546 37 Fits All Emissions Vehicles.

520 Requires 41736 Spout & (1) Extra 35408 (2") Clamp.  
576 For installation instructions and additional parts required, see the Cross Reference Chart in the Master Catalog.

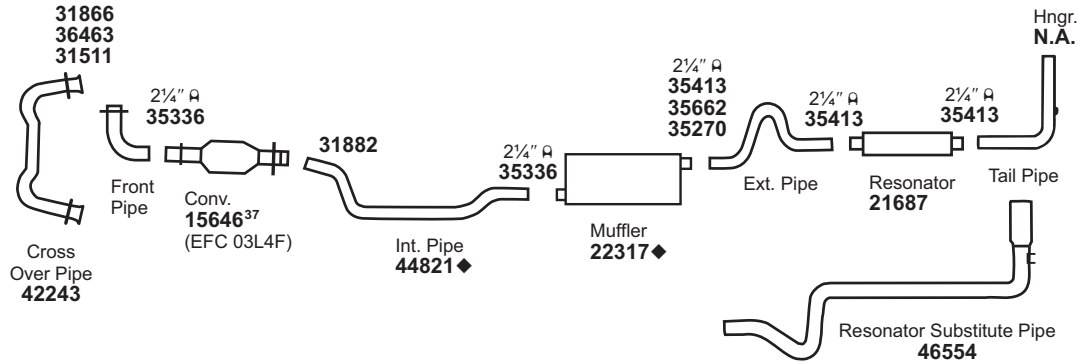
# OLDSMOBILE Custom Cruiser

(11588) 1990-81 8 CYL. CUSTOM CRUISER w/5.0L ENG.



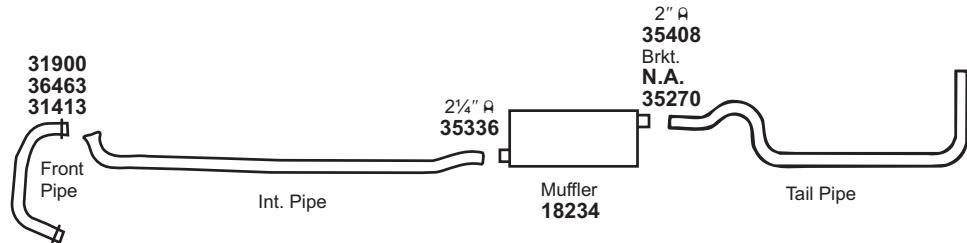
For 15512: Univ. Conv. 15032#  
 For 15589: Univ. Conv. 15041#  
 For 21687: Univ. SoundFX 17812#  
 For 22317: SoundFX 18235      Tru-Fit 18141      Univ. SoundFX 17843  
 Super Turbo 17732#

(11589) 1980 8 CYL. CUSTOM CRUISER w/5.0 (305 C.I.D.)L, 5.7L (350 C.I.D.) ENG.



For 15646: Univ. Conv. 15037#  
 For 21687: Univ. SoundFX 17812#  
 For 22317: SoundFX 18235      Tru-Fit 18141      Univ. SoundFX 17843  
 Super Turbo 17732#

(11590) 1980-78 8 CYL. CUSTOM CRUISER w/5.7L (350 C.I.D.), DIESEL ENG.



For 18234: Tru-Fit 18172      Univ. SoundFX 17846      Super Turbo 17732#

31413 Gskt.	31511 Gskt.	31866 Fing.	31882 Fing.	31900 Fing.	35270 Hngr.	35662 Brkt.	36463 Sprgs.						

NOT LEGAL FOR SALE IN STATE OF CALIFORNIA  
 IN NEW YORK STATE, CONVERTERS LISTED ARE LEGAL FOR FEDERAL/EPA EMISSION VEHICLES ONLY

◆ If welded assembly, replace all required parts.  
 # Modifications and/or additional parts required.

37 Fits All Emissions Vehicles.

GENERAL INFORMATION

PASSENGER CAR

LIGHT TRUCK

MUFFLER SPECS.

OPTIONAL MUFFLERS

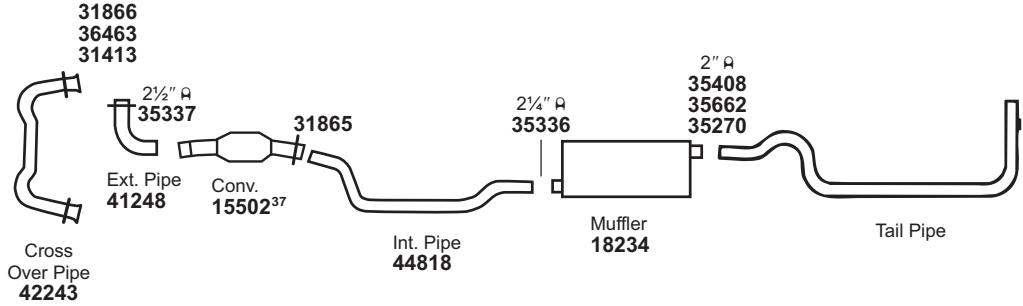
CONVERTER SPECS.

ACCESSORIES

FOOTNOTES

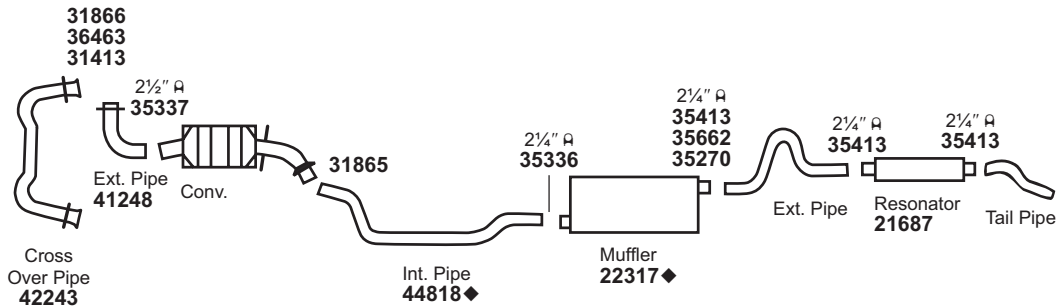
# OLDSMOBILE Custom Cruiser

(11591) 1979-78 8 CYL. CUSTOM CRUISER w/5.7L (350 C.I.D.) ENG. CODE R (OLDSMOBILE ENG.)



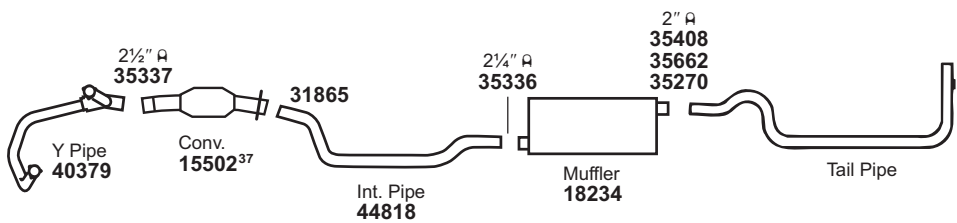
For 15502: Univ. Conv. 15038#  
 For 18234: Tru-Fit 18172 Univ. SoundFX 17846 Super Turbo 17732#

(11592) 1979-78 8 CYL. CUSTOM CRUISER w/6.6L (403 C.I.D.) ENG.



For 21687: Univ. SoundFX 17812#  
 For 22317: SoundFX 18235 Tru-Fit 18141 Univ. SoundFX 17843  
 Super Turbo 17732#

(11593) 1977 8 CYL. CUSTOM CRUISER w/5.7L (350 C.I.D.) ENG. CODE L (CHEVROLET ENG.)



For 15502: Univ. Conv. 15038#  
 For 18234: Tru-Fit 18172 Univ. SoundFX 17846 Super Turbo 17732#

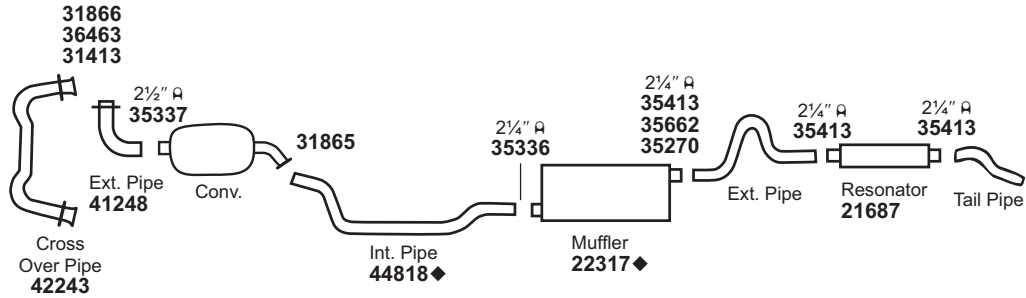
31413 Gskt.	31865 Flng.	31866 Flng.	35270 Hngr.	35662 Brkt.	36463 Sprgs.												

NOT LEGAL FOR SALE IN STATE OF CALIFORNIA  
 IN NEW YORK STATE, CONVERTERS LISTED ARE LEGAL FOR FEDERAL/EPA EMISSION VEHICLES ONLY

548 ♦ If welded assembly, replace all required parts.  
 # Modifications and/or additional parts required. 47 Fits All Emissions Vehicles.

# OLDSMOBILE Custom Cruiser

(11594) 1977 8 CYL. CUSTOM CRUISER w/6.6L (403 C.I.D.) ENG.

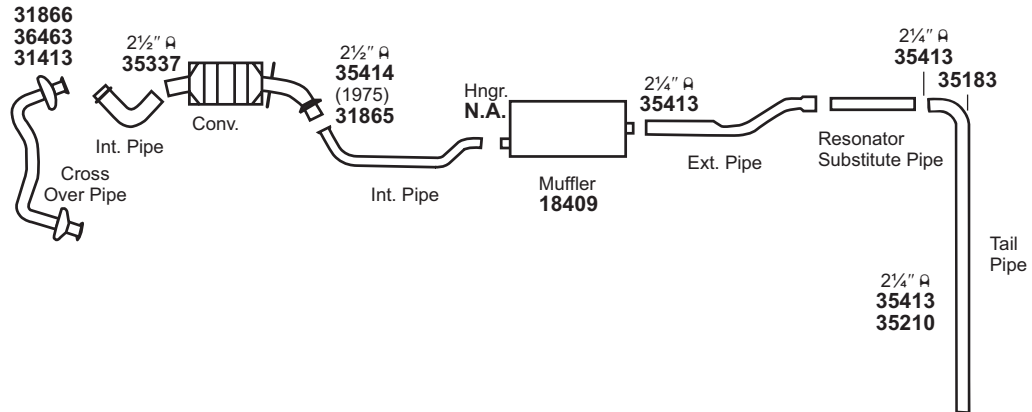


For 21687: Univ. SoundFX 17812#  
 For 22317: SoundFX 18235  
 Super Turbo 17732#

Tru-Fit 18141

Univ. SoundFX 17843

(11595) 1976-75 8 CYL. CUSTOM CRUISER w/6.6L (400 C.I.D.), 7.5L (455 C.I.D.) ENG.

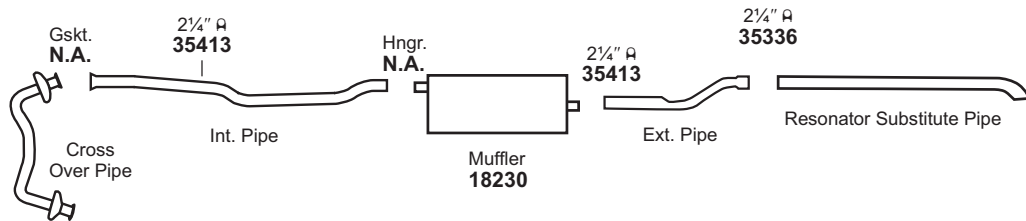


For 18409: Tru-Fit 18112  
 Ultra Flo SS 17289#

Univ. SoundFX 17824

Super Turbo 17748#

(11596) 1974-73 8 CYL. CUSTOM CRUISER w/7.5L (455 C.I.D.) ENG.



For 18230: Tru-Fit 18113

Univ. SoundFX 17808

Super Turbo 17747#

31413 Gskt.	31865 Fng.	31866 Fng.	35183 Insl.	35210 Hngr.	35270 Hngr.	35662 Brkt.	36463 Sprgs.						

NOT LEGAL FOR SALE IN STATE OF CALIFORNIA  
 IN NEW YORK STATE, CONVERTERS LISTED ARE LEGAL FOR FEDERAL/EPA EMISSION VEHICLES ONLY

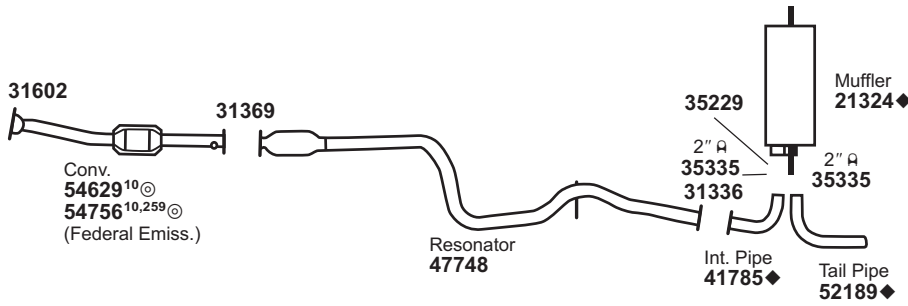
◆ If welded assembly, replace all required parts.

# Modifications and/or additional parts required.

- GENERAL INFORMATION
- PASSENGER CAR
- LIGHT TRUCK
- MUFFLER SPECS.
- OPTIONAL MUFFLERS
- CONVERTER SPECS.
- ACCESSORIES
- FOOTNOTES

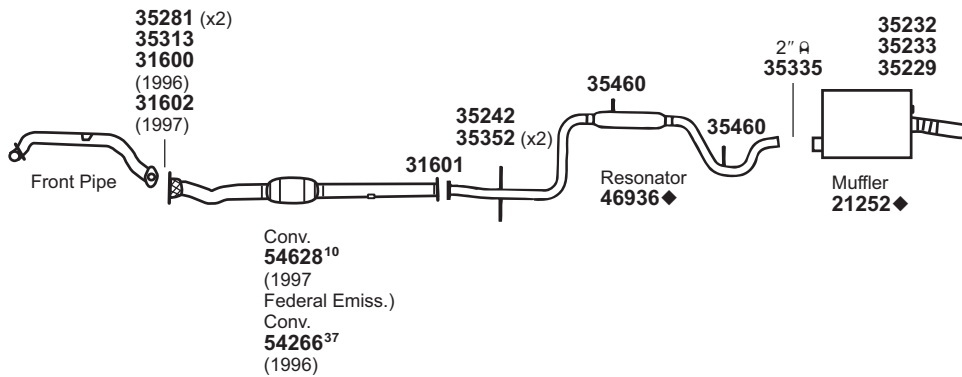
# OLDSMOBILE Cutlass For Cutlass Ciera, See Oldsmobile Ciera

(11597) 1999-97 6 CYL. CUTLASS w/3.1L ENG.



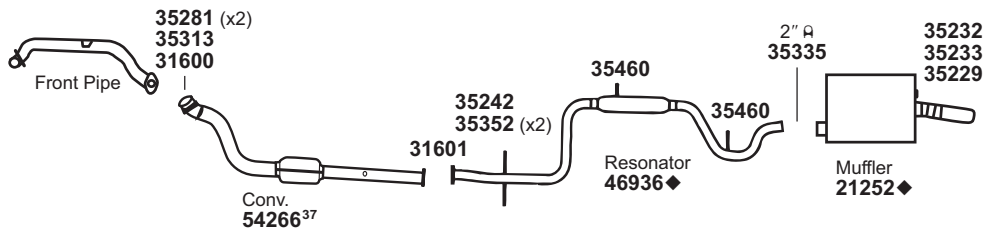
For 21324: SoundFX 18571  
 For 54629: Univ. Conv. 93252#

(11598) 1997-96 6 CYL. CUTLASS SUPREME w/3.1L ENG.



For 21252: SoundFX 18802  
 For 54266: Univ. Conv. 93252#  
 For 54628: Univ. Conv. 93252#

(11599) 1995-94 6 CYL. CUTLASS SUPREME w/3.1L ENG.



For 21252: SoundFX 18802  
 For 54266: Univ. Conv. 93252#

31336 Gskt.	31369 Gskt.	31600 Gskt.	31601 Gskt.	31602 Gskt.	35229 Insl.	35232 Brkt.	35233 Brkt.	35242 Brkt.	35281 Spring	35313 Bolt Kit	35352 Insl.	35460 Insl.	

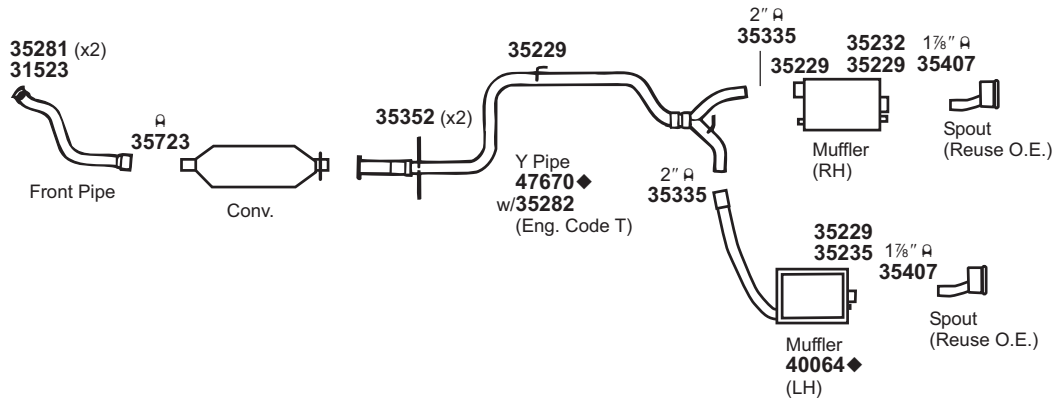
**NOT LEGAL FOR SALE IN STATE OF CALIFORNIA  
 IN NEW YORK STATE, CONVERTERS LISTED ARE LEGAL FOR FEDERAL/EPA EMISSION VEHICLES ONLY**

- ◆ If welded assembly, replace all required parts.
- Ⓞ Air Gap Pipe. Appearance may be different than O.E. Pipe. Air space between Pipes acts as a Heat Insulator.
- 10 Fits Federal/EPA Emission Vehicles.
- 37 Fits All Emissions Vehicles.
- 259 Optional Part Number - Extra Precious Metal Loading.



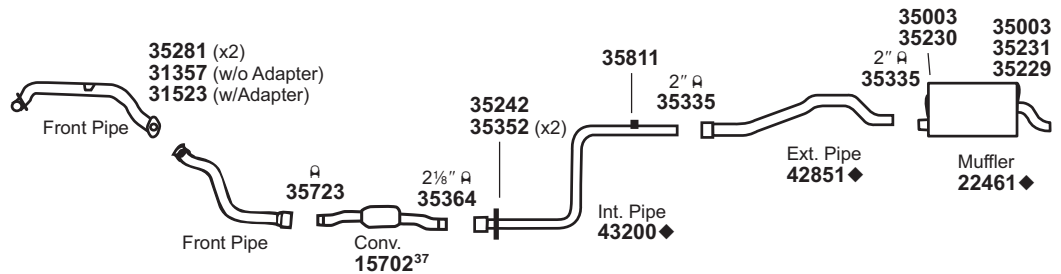
# OLDSMOBILE Cutlass For Cutlass Ciera, See Oldsmobile Ciera

(11600) 1993-91 6 CYL. CUTLASS SUPREME w/3.1L ENG., DUAL EXHAUST



For 40064: SoundFX 18353

(11601) 1993 V6 CYL. CUTLASS SUPREME w/3.1L ENG., FEDERAL EMISSIONS



NOTE: To connect 43200 to O.E. converter:  
 1) Cut original pipe 1 3/4" downstream of pipe-to-converter weld.  
 2) Overlap 43200 onto the remaining stub on converter outlet.

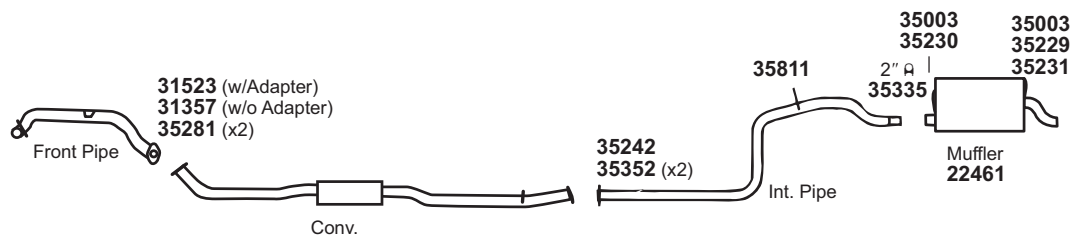
For 15702: Univ. Conv. 15037#

For 22461: SoundFX 18246

Tru-Fit 18154<sup>537</sup>

Univ. SoundFX 17870#

(11602) 1993 V6 CYL. CUTLASS SUPREME w/3.1L ENG., CALIF.



For 22461: SoundFX 18246

Tru-Fit 18154<sup>537</sup>

Univ. SoundFX 17870#

31357 Gskt.	31523 Gskt.	35003 Brkt.	35229 Insl.	35230 Insl.	35231 Brkt.	35232 Brkt.	35235 Brkt.	35242 Brkt.	35281 Spring	35282 Bolt	35352 Insl.	35811 Insl.

NOT LEGAL FOR SALE IN STATE OF CALIFORNIA  
 IN NEW YORK STATE, CONVERTERS LISTED ARE LEGAL FOR FEDERAL/EPA EMISSION VEHICLES ONLY

◆ If welded assembly, replace all required parts.  
 # Modifications and/or additional parts required.

37 Fits All Emissions Vehicles.  
 537 Requires 41013 Spout & (1) Extra 35408 (2") Clamp.

GENERAL INFORMATION

PASSENGER CAR

LIGHT TRUCK

MUFFLER SPECS.

OPTIONAL MUFFLERS

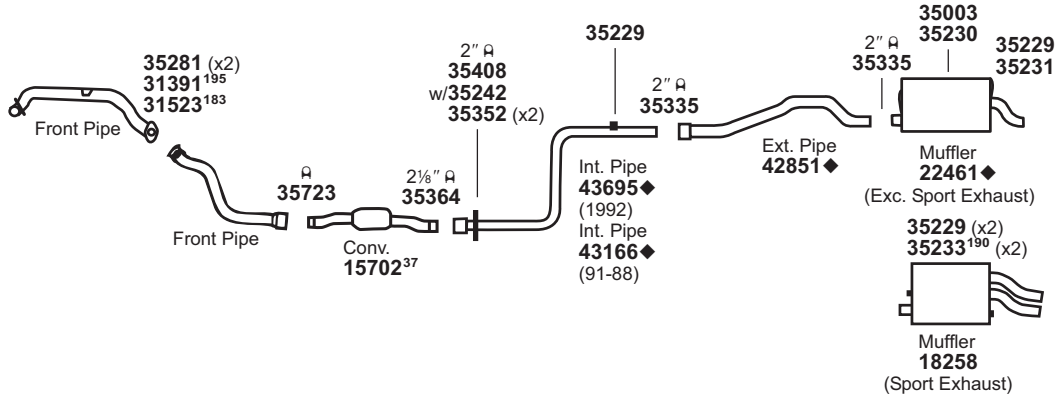
CONVERTER SPECS.

ACCESSORIES

FOOTNOTES

# OLDSMOBILE Cutlass For Cutlass Ciera, See Oldsmobile Ciera

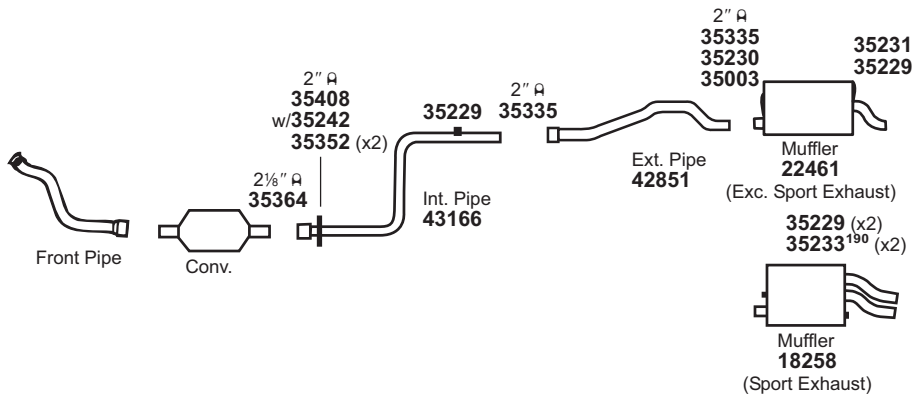
(11603) 1992-89 V6 CYL. CUTLASS SUPREME w/3.1L ENG., SINGLE EXHAUST  
 1989-88 V6 CYL. CUTLASS SUPREME w/2.8L ENG., SINGLE EXHAUST



**NOTE:** To connect 43166 or 43695 to O.E. converter:  
 1) Cut original pipe 1 $\frac{3}{4}$ " downstream of pipe-to-converter weld.  
 2) Overlap 43166 or 43695 onto the remaining stub on converter outlet.

For 15702: Univ. Conv. 15037#  
 For 18258: Tru-Fit 18154<sup>537,563</sup>  
 For 22461: SoundFX 18246                      Tru-Fit 18154<sup>537</sup>                      Univ. SoundFX 17870#

(11604) 1991-90 4 CYL. CUTLASS SUPREME w/2.3L ENG., MFI (EXC. HIGH OUTPUT) ENG. CODE D



**NOTE:** To connect 43166 to O.E. converter:  
 1) Cut original pipe 1 $\frac{3}{4}$ " downstream of pipe-to-converter weld.  
 2) Overlap 43166 onto the remaining stub on converter outlet.

For 18258: Tru-Fit 18154<sup>537,563</sup>  
 For 22461: SoundFX 18246                      Tru-Fit 18154<sup>537</sup>                      Univ. SoundFX 17870#

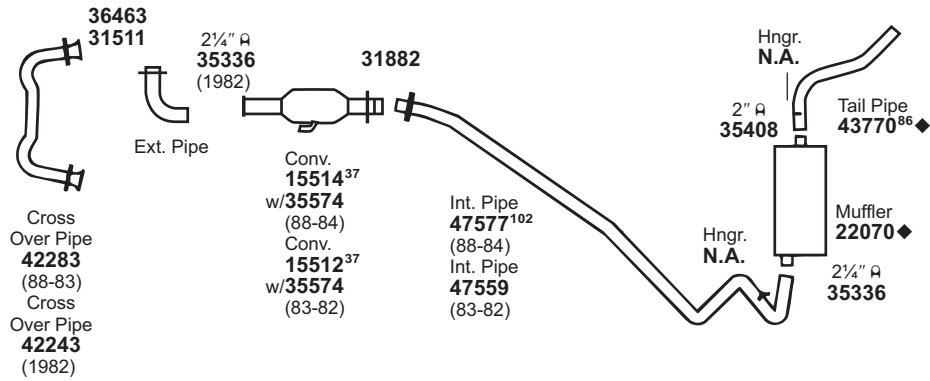
31391 Gskt.	31523 Gskt.	35003 Brkt.	35229 Insl.	35230 Insl.	35231 Brkt.	35233 Brkt.	35242 Brkt.	35281 Spring	35352 Insl.				

**NOT LEGAL FOR SALE IN STATE OF CALIFORNIA  
 IN NEW YORK STATE, CONVERTERS LISTED ARE LEGAL FOR FEDERAL/EPA EMISSION VEHICLES ONLY**

- ◆ If welded assembly, replace all required parts.
- # Modifications and/or additional parts required.
- 37 Fits All Emissions Vehicles.
- 552 183 1988 Models with Cast Iron Manifold.
- 190 Assemble Bracket to Muffler before attaching Insulator.
- 195 Exc. 1988 Models with Cast Iron manifold.
- 537 Requires 41013 Spout & (1) Extra 35408 (2") Clamp.
- 563 Single Outlet Muffler replaces Dual Outlet Muffler.

# OLDSMOBILE Cutlass For Cutlass Ciera, See Oldsmobile Ciera

(11605) 1988-82 8 CYL. CUTLASS w/5.0L ENG. (EXC. ENG. CODE H), SINGLE EXHAUST

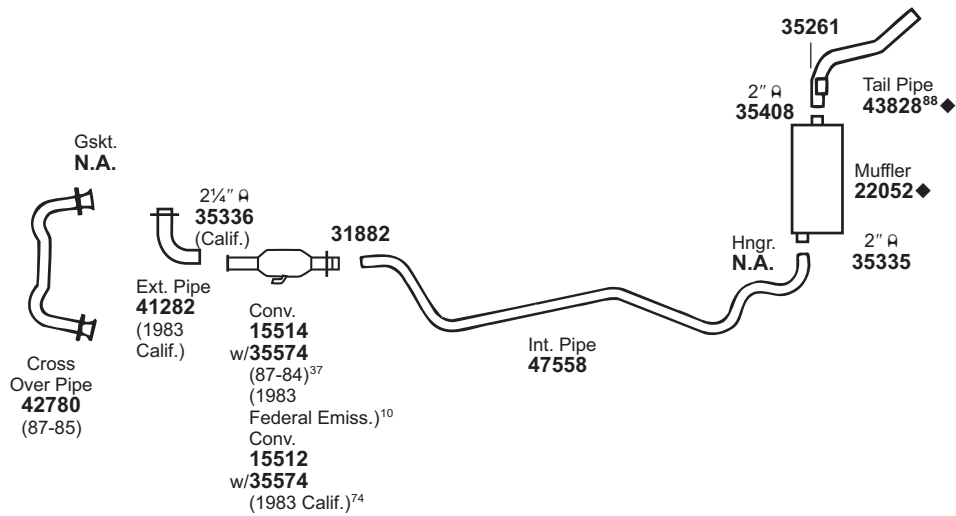


For 15512: Univ. Conv. 15032#  
 For 15514: Univ. Conv. 15032#  
 For 22070: SoundFX 18345  
 Super Turbo 17731#

Tru-Fit 18107  
 Ultra Flo SS 17282#

Univ. SoundFX 17840#

(11606) 1987-83 V6 CYL. CUTLASS w/3.8L ENG.



For 15512: Univ. Conv. 15032#  
 For 15514: Univ. Conv. 15032#  
 For 22052: SoundFX 18275  
 Super Turbo 17730#

Tru-Fit 18101

Univ. SoundFX 17840

31511 Gskt.	31882 Fling.	35261 Insl.	36463 Sprgs.										

NOT LEGAL FOR SALE IN STATE OF CALIFORNIA  
 IN NEW YORK STATE, CONVERTERS LISTED ARE LEGAL FOR FEDERAL/EPA EMISSION VEHICLES ONLY

◆ If welded assembly, replace all required parts.  
 # Modifications and/or additional parts required.  
 10 Fits Federal/EPA Emission Vehicles.  
 37 Fits All Emissions Vehicles.

74 Fits California/50 State Emission Vehicles.  
 86 Early Design; Bracket welded on top of Pipe.  
 88 Late Design; Bracket welded on bottom of Pipe.  
 102 Cut off Bracket.

GENERAL INFORMATION

PASSENGER CAR

LIGHT TRUCK

MUFFLER SPECS.

OPTIONAL MUFFLERS

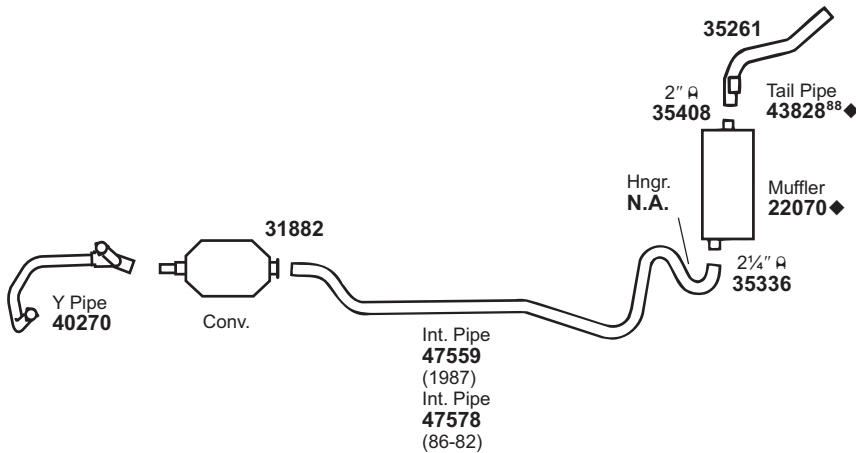
CONVERTER SPECS.

ACCESSORIES

FOOTNOTES

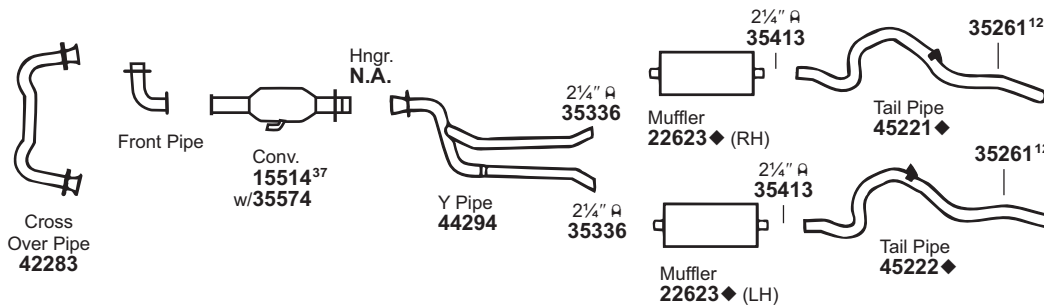
# OLDSMOBILE Cutlass For Cutlass Ciera, See Oldsmobile Ciera

(11607) 1987-82 8 CYL. CUTLASS w/5.0L ENG. CODE H, R.W.D.



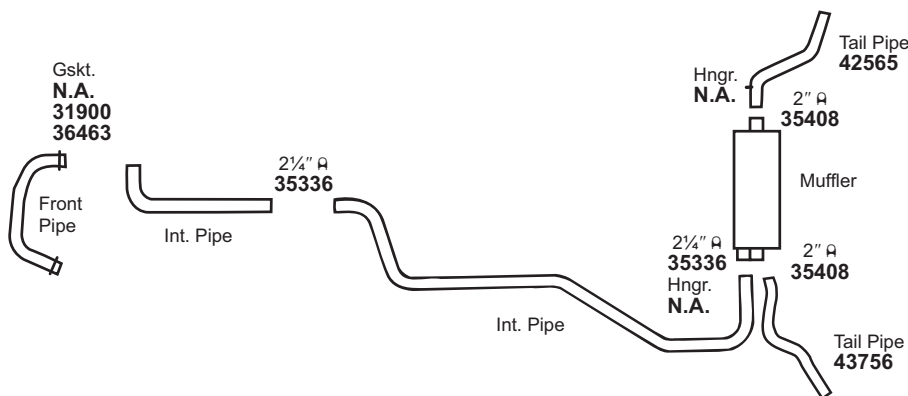
For 22070: SoundFX 18345 Super Turbo 17731#      Tru-Fit 18107 Ultra Flo SS 17282#      Univ. SoundFX 17840#

(11608) 1987-83 8 CYL. CUTLASS, CUTLASS CALAIS, CUTLASS SUPREME w/5.0L ENG. CODE 9, DUAL EXHAUST



For 15514: Univ. Conv. 15032#

(11609) 1985-80 8 CYL. CUTLASS w/5.7L DIESEL ENG., R.W.D.



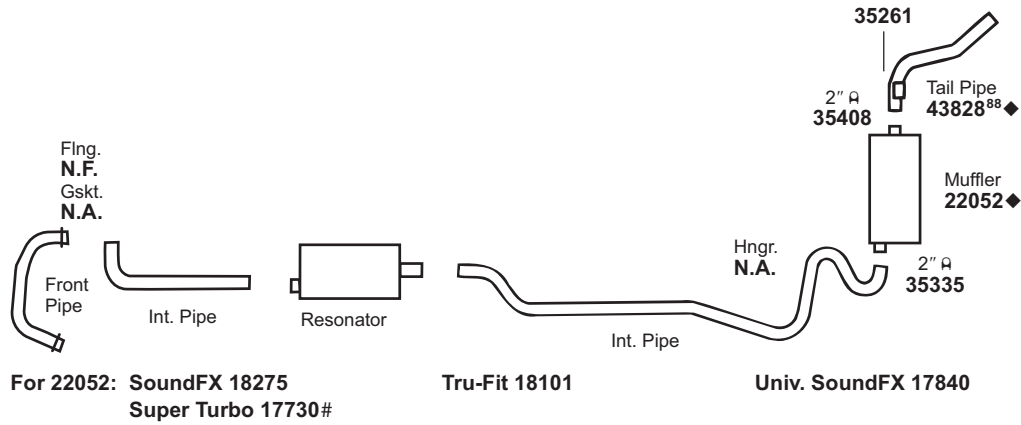
31882 Flng.	31900 Flng.	35261 Insl.	36463 Sprgs.																

NOT LEGAL FOR SALE IN STATE OF CALIFORNIA  
IN NEW YORK STATE, CONVERTERS LISTED ARE LEGAL FOR FEDERAL/EPA EMISSION VEHICLES ONLY

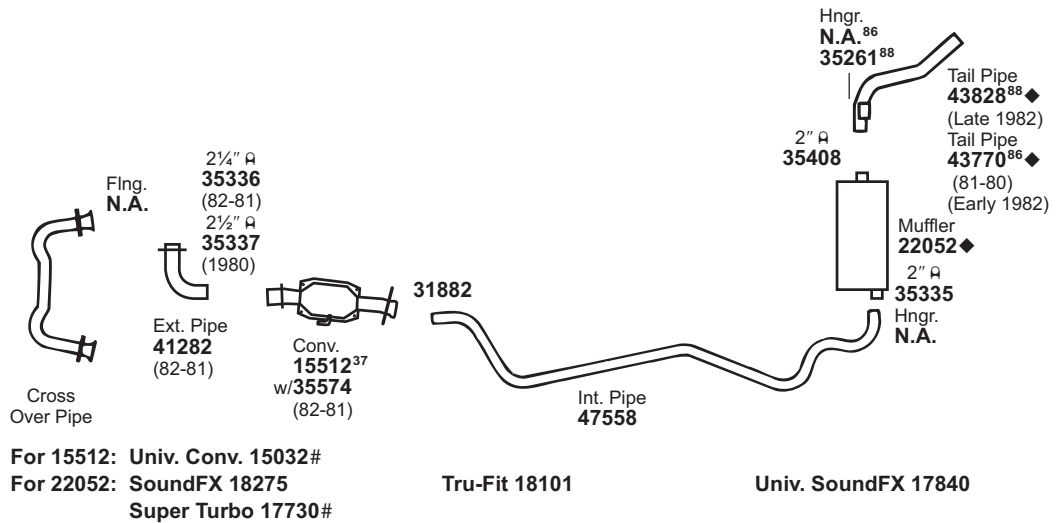
◆ If welded assembly, replace all required parts.      37 Fits All Emissions Vehicles.  
# Modifications and/or additional parts required.      88 Late Design; Bracket welded on bottom of Pipe.  
554 12 Rivet must be drilled out of O.E. Hanger.



# OLDSMOBILE Cutlass For Cutlass Ciera, See Oldsmobile Ciera

(11610) 1985-82 V6 CYL. CUTLASS w/4.3L DIESEL ENG., R.W.D.



(11611) 1982-80 V6 CYL. CUTLASS w/3.8L (231 C.I.D.) ENG., R.W.D.



31882 Fling. 	35261 Insl. 												
--	---	--	--	--	--	--	--	--	--	--	--	--	--

NOT LEGAL FOR SALE IN STATE OF CALIFORNIA  
 IN NEW YORK STATE, CONVERTERS LISTED ARE LEGAL FOR FEDERAL/EPA EMISSION VEHICLES ONLY

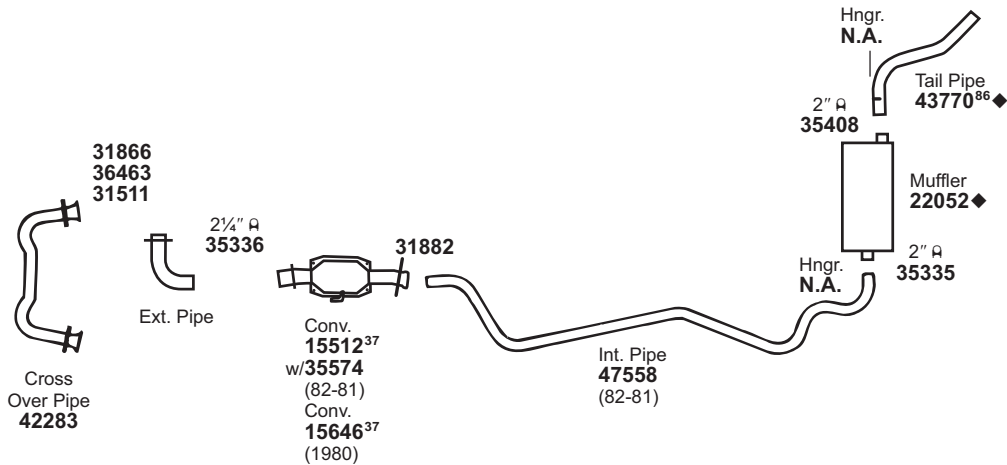
◆ If welded assembly, replace all required parts.  
 # Modifications and/or additional parts required.  
 37 Fits All Emissions Vehicles.

86 Early Design; Bracket welded on top of Pipe.  
 88 Late Design; Bracket welded on bottom of Pipe.

- GENERAL INFORMATION
- PASSENGER CAR
- LIGHT TRUCK
- MUFFLER SPECS.
- OPTIONAL MUFFLERS
- CONVERTER SPECS.
- ACCESSORIES
- FOOTNOTES

# OLDSMOBILE Cutlass For Cutlass Ciera, See Oldsmobile Ciera

(11612) 1982-80 8 CYL. CUTLASS w/4.3L (260 C.I.D.) GAS ENG., R.W.D.

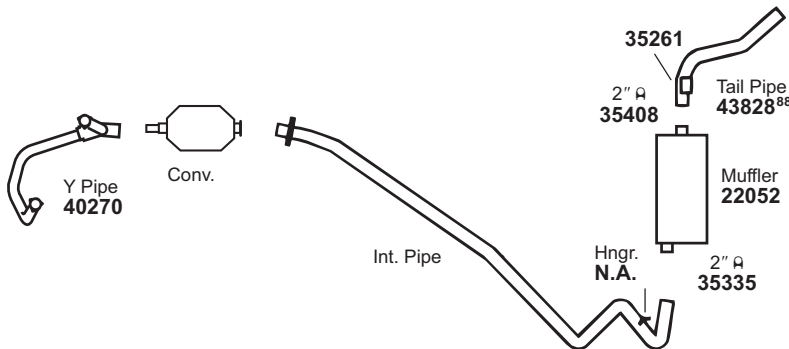


For 15512: Univ. Conv. 15032#  
 For 15646: Univ. Conv. 15037#  
 For 22052: SoundFX 18275  
 Super Turbo 17730#

Tru-Fit 18101

Univ. SoundFX 17840

(11613) 1982 8 CYL. CUTLASS w/4.4L ENG., R.W.D.



For 22052: SoundFX 18275  
 Super Turbo 17730#

Tru-Fit 18101

Univ. SoundFX 17840

31511 Gskt. 	31866 Fling. 	31882 Fling. 	35261 Insl. 	36463 Sprgs. 									
--------------------	---------------------	---------------------	--------------------	---------------------	--	--	--	--	--	--	--	--	--

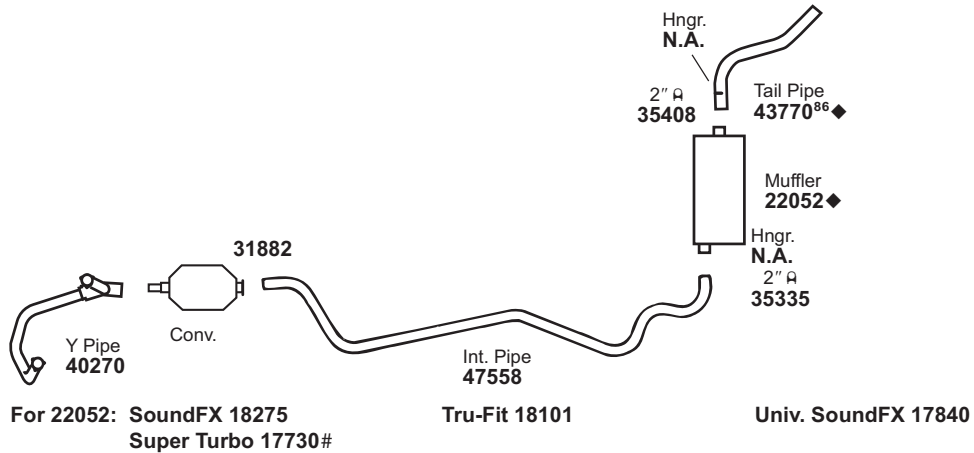
NOT LEGAL FOR SALE IN STATE OF CALIFORNIA  
 IN NEW YORK STATE, CONVERTERS LISTED ARE LEGAL FOR FEDERAL/EPA EMISSION VEHICLES ONLY

◆ If welded assembly, replace all required parts.  
 # Modifications and/or additional parts required.  
 556 37 Fits All Emissions Vehicles.

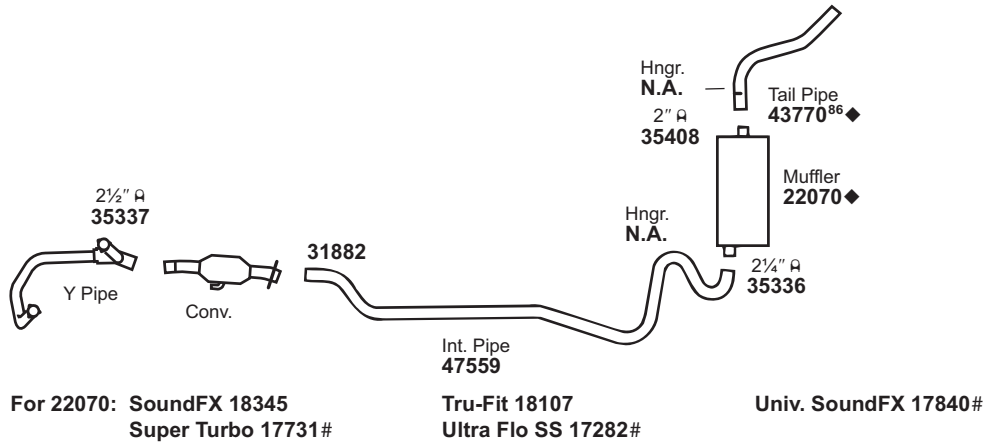
86 Early Design; Bracket welded on top of Pipe.  
 88 Late Design; Bracket welded on bottom of Pipe.

# OLDSMOBILE Cutlass For Cutlass Ciera, See Oldsmobile Ciera

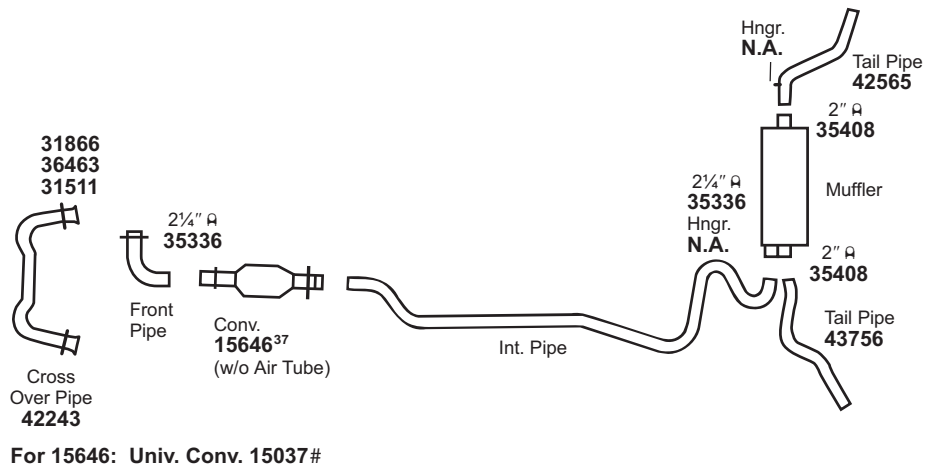
(11614) 1981 8 CYL. CUTLASS w/4.4L (267 C.I.D.) ENG.



(11615) 1980 8 CYL. CUTLASS w/5.0L (305 C.I.D.) ENG.



(11616) 1980 8 CYL. CUTLASS w/5.7L (350 C.I.D.) ENG., GASOLINE



31511 Gskt.	31866 Flng.	31882 Flng.	36463 Sprgs.										

NOT LEGAL FOR SALE IN STATE OF CALIFORNIA  
IN NEW YORK STATE, CONVERTERS LISTED ARE LEGAL FOR FEDERAL/EPA EMISSION VEHICLES ONLY

◆ If welded assembly, replace all required parts.  
# Modifications and/or additional parts required.

37 Fits All Emissions Vehicles.  
86 Early Design; Bracket welded on top of Pipe.

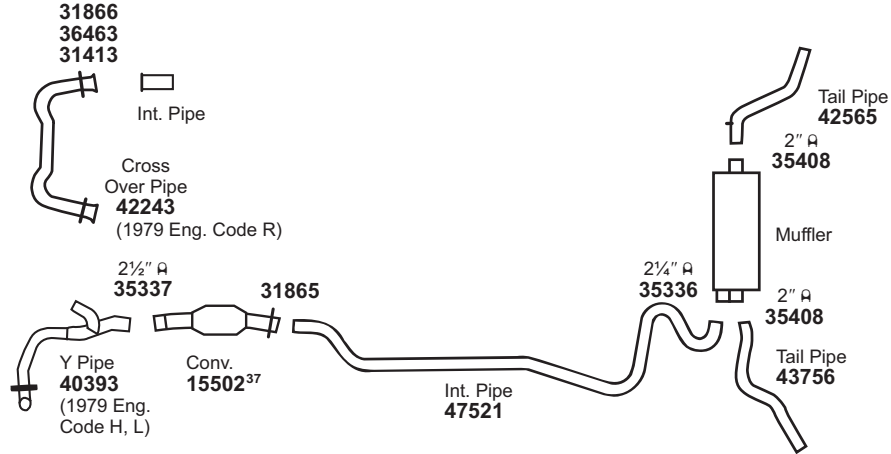
GENERAL INFORMATION  
PASSENGER CAR  
LIGHT TRUCK  
MUFFLER SPECS.  
OPTIONAL MUFFLERS  
CONVERTER SPECS.  
ACCESSORIES  
FOOTNOTES





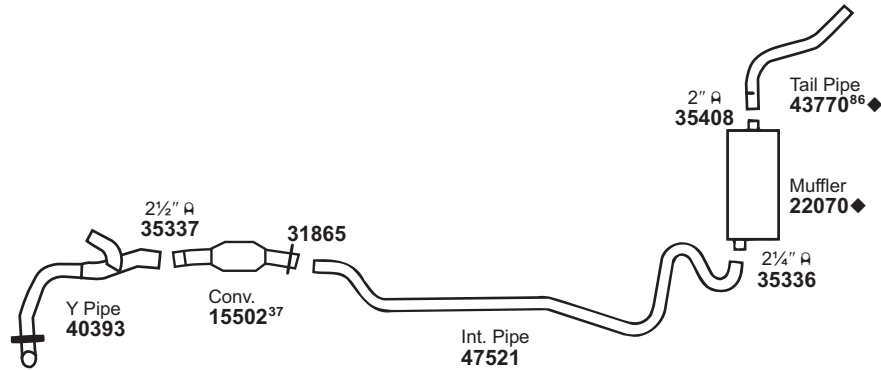
# OLDSMOBILE Cutlass-F85

(11619)	1979	8 CYL.	CUTLASS w/5.0L (305 C.I.D.) ENG., DUAL OUTLET
	1979-78	8 CYL.	CUTLASS w/5.7L (350 C.I.D.) GAS ENG. DUAL OUTLET



For 15502: Univ. Conv. 15038#

(11620)	1979-78	8 CYL.	CUTLASS w/5.0L (305 C.I.D.) ENG., 4BBL SINGLE OUTLET
---------	---------	--------	--



For 15502: Univ. Conv. 15038#  
 For 22070: SoundFX 18345  
 Super Turbo 17731#

Tru-Fit 18107  
 Ultra Flo SS 17282#

Univ. SoundFX 17840#

31413 Gskt. 	31865 Fling. 	31866 Fling. 	36463 Sprgs. 										
--------------------	---------------------	---------------------	---------------------	--	--	--	--	--	--	--	--	--	--

NOT LEGAL FOR SALE IN STATE OF CALIFORNIA  
 IN NEW YORK STATE, CONVERTERS LISTED ARE LEGAL FOR FEDERAL/EPA EMISSION VEHICLES ONLY

◆ If welded assembly, replace all required parts.  
 # Modifications and/or additional parts required.

37 Fits All Emissions Vehicles.  
 86 Early Design; Bracket welded on top of Pipe.

GENERAL INFORMATION

PASSENGER CAR

LIGHT TRUCK

MUFFLER SPECS.

OPTIONAL MUFFLERS

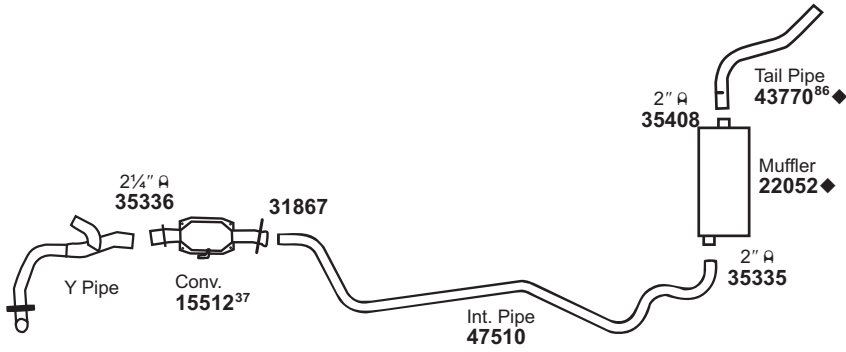
CONVERTER SPECS.

ACCESSORIES

FOOTNOTES

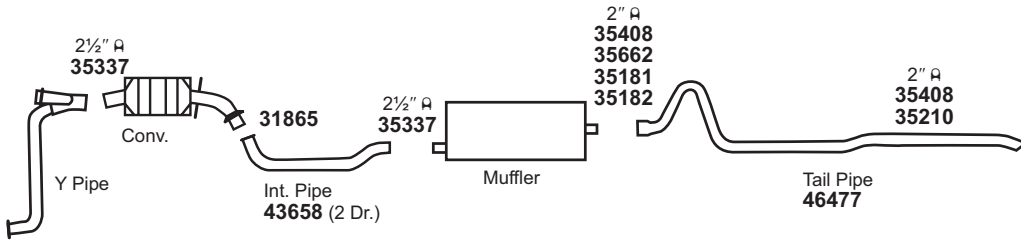
# OLDSMOBILE Cutlass-F85

(11621) 1978 8 CYL. CUTLASS w/5.0L (305 C.I.D.) ENG., 2BBL, SINGLE OUTLET

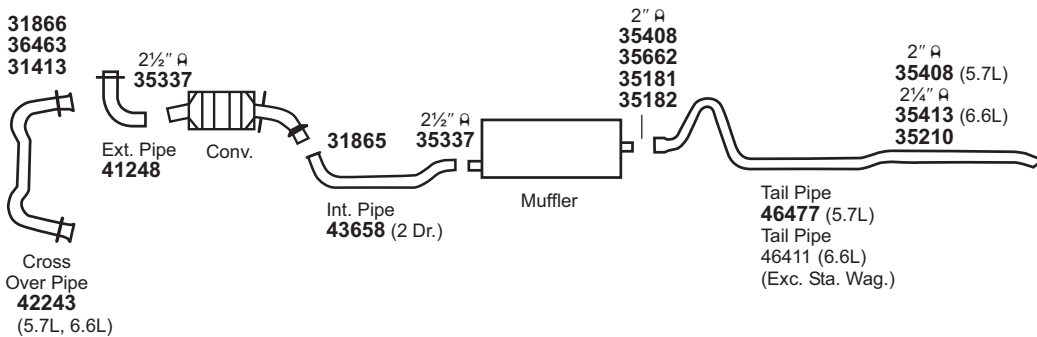


For 15512: Univ. Conv. 15032#  
 For 22052: SoundFX 18275 Tru-Fit 18101 Univ. SoundFX 17840  
 Super Turbo 17730#

(11622) 1977 V6 CYL. CUTLASS S, 4-4-2, SUPREME w/3.8L (231 C.I.D.) ENG.



(11623) 1977 8 CYL. CUTLASS, CUTLASS SUPREME w/6.6L (403 C.I.D.) ENG.  
 1977-76 8 CYL. CUTLASS S, 4-4-2, SALON, SUPREME, SUPREME BROUGHAM  
 w/5.7L (350 C.I.D.), 7.5L (455 C.I.D.) ENG. (EXC. EARLY 1976 MODELS  
 w/2 1/4" TAIL PIPE)



31413 Gskt.	31865 Flng.	31866 Flng.	31867 Flng.	35181 Brkt.	35182 Brkt.	35210 Hngr.	35662 Brkt.	36463 Sprgs.						

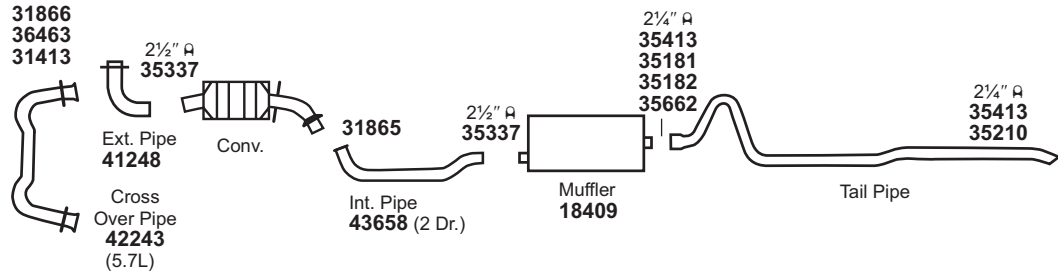
NOT LEGAL FOR SALE IN STATE OF CALIFORNIA  
 IN NEW YORK STATE, CONVERTERS LISTED ARE LEGAL FOR FEDERAL/EPA EMISSION VEHICLES ONLY

◆ If welded assembly, replace all required parts.  
 # Modifications and/or additional parts required.

37 Fits All Emissions Vehicles.  
 86 Early Design; Bracket welded on top of Pipe.

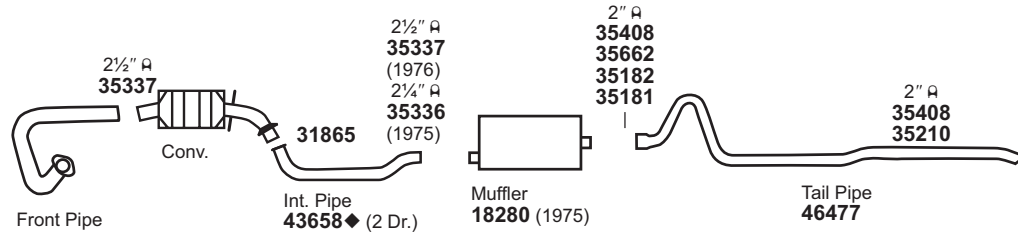
# OLDSMOBILE Cutlass-F85

(11624) 1977-75 8 CYL. CUTLASS VISTA CRUISER w/5.7L (350 C.I.D.), 7.5L (455 C.I.D.) ENG.  
 1976-75 8 CYL. CUTLASS, SALON, SUPREME, S w/5.7L (350 C.I.D.), 7.5L (455 C.I.D.) ENG. (EXC. LATE 1976 w/2" TAIL PIPE)



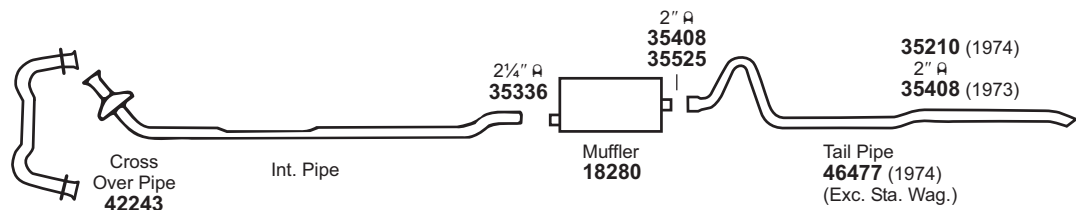
For 18409: Tru-Fit 18112      Univ. SoundFX 17824      Super Turbo 17748#  
 Ultra Flo SS 17289#

(11625) 1976-75 6 CYL. CUTLASS, SUPREME, S w/4.1L (250 C.I.D.) ENG.



For 18280: Tru-Fit 18111      Univ. SoundFX 17800      Super Turbo 17747#

(11626) 1974-73 8 CYL. CUTLASS, CUTLASS SUPREME, VISTA CRUISER w/5.7L (350 C.I.D.) ENG., SINGLE EXHAUST



For 18280: Tru-Fit 18111      Univ. SoundFX 17800      Super Turbo 17747#

31413 Gskt.	31865 Fng.	31866 Fng.	35181 Brkt.	35182 Brkt.	35210 Hngr.	35525 Hngr.	35662 Brkt.	36463 Sprgs.					

NOT LEGAL FOR SALE IN STATE OF CALIFORNIA  
 IN NEW YORK STATE, CONVERTERS LISTED ARE LEGAL FOR FEDERAL/EPA EMISSION VEHICLES ONLY

◆ If welded assembly, replace all required parts.

# Modifications and/or additional parts required.

GENERAL INFORMATION

PASSENGER CAR

LIGHT TRUCK

MUFFLER SPECS.

OPTIONAL MUFFLERS

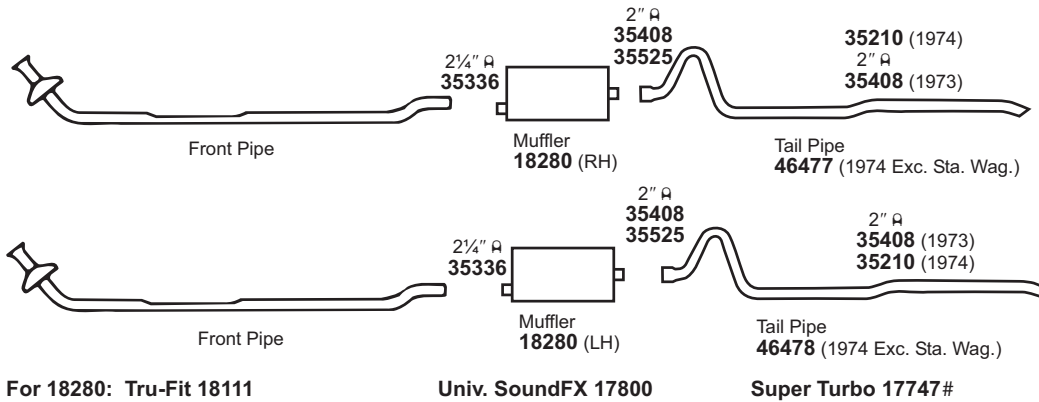
CONVERTER SPECS.

ACCESSORIES

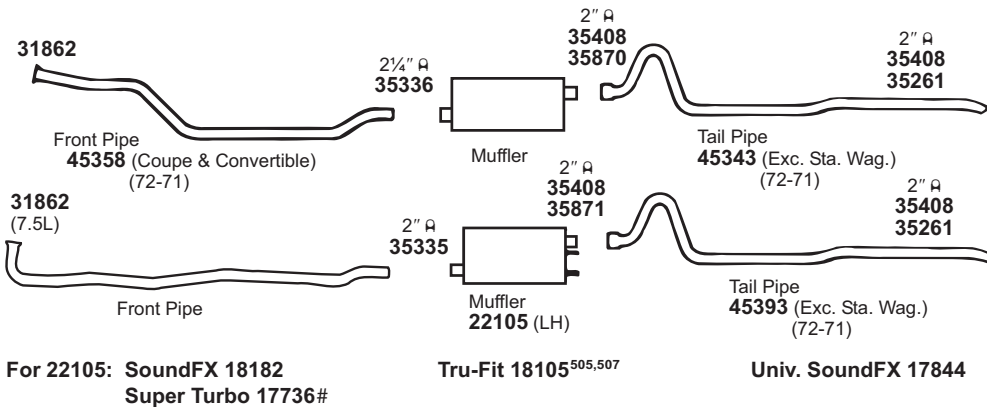
FOOTNOTES

# OLDSMOBILE Cutlass-F85

(11627) 1974-73 8 CYL. CUTLASS, CUTLASS SUPREME w/5.7L (350 C.I.D.), 7.5L (455 C.I.D.) ENG. (EXC. S w/PERFORMANCE PKG.), DUAL EXHAUST  
 1974-73 8 CYL. VISTA CRUISER w/7.5L (455 C.I.D.) ENG., DUAL EXHAUST



(11628) 1972-70 8 CYL. F85 CUTLASS, CUTLASS SUPREME w/7.5L ENG. (EXC. PERFORMANCE PKG.)  
 1972-68 8 CYL. F85, CUTLASS, CUTLASS SUPREME w/5.7L ENG. (EXC. 1970 w/OUTSIDE AIR INDUCTION)



31862 Flng.	35210 Hngr.	35261 Insl.	35525 Hngr.	35870 Hngr.	35871 Hngr.										

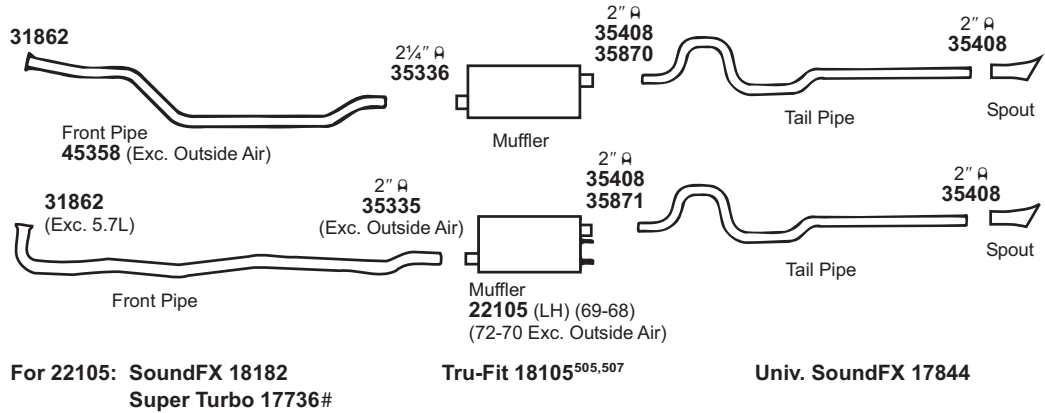
NOT LEGAL FOR SALE IN STATE OF CALIFORNIA  
 IN NEW YORK STATE, CONVERTERS LISTED ARE LEGAL FOR FEDERAL/EPA EMISSION VEHICLES ONLY

# Modifications and/or additional parts required.  
 562 505 Requires 35567 Shield & (2) 35564 Straps.

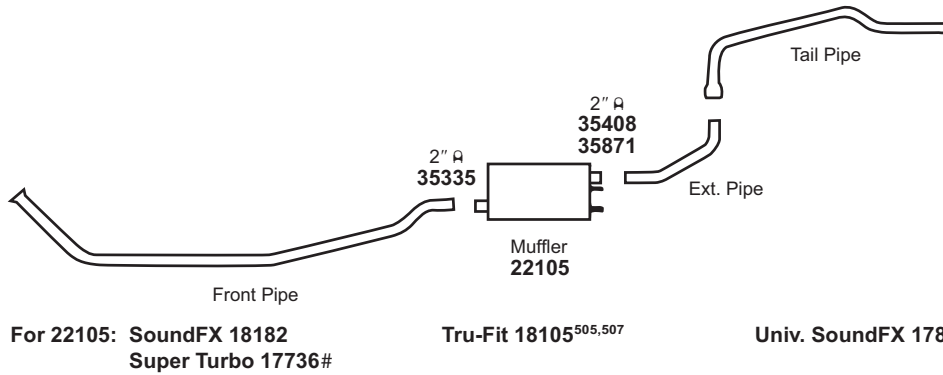
507 Requires 35568 Bracket & (1) Extra 35408 (2") Clamp.

# OLDSMOBILE Cutlass-F85

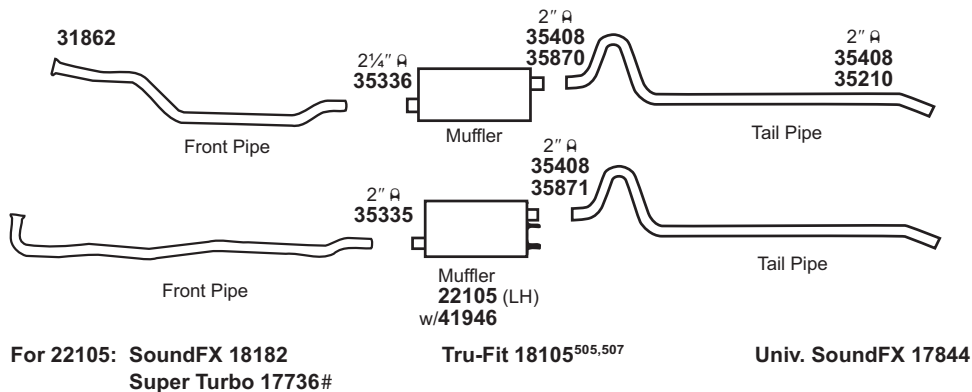
(11629)	1972-71	8 CYL.	4-4-2, CUTLASS, CUTLASS SUPREME, F-85 w/5.7L (350 C.I.D.), 7.5L (455 C.I.D.) ENG., w/PERFORMANCE PKG., w/SPOUT
	1970	8 CYL.	CUTLASS SX, 4-4-2 w/7.5L (455 C.I.D.) ENG., 4BBL, w/SPOUT
	1969-68	8 CYL.	F85 CUTLASS SUPREME, 4-4-2 w/6.6L (400 C.I.D.) ENG., w/SPOUT



## (11630) 1967-66 6 CYL. F85 SERIES



## (11631) 1967-66 8 CYL. F85 SERIES w/5.4L (330 C.I.D.) ENG. (EXC. 4-4-2) 1965 8 CYL. F85 SERIES w/4BBL, (EXC. 4-4-2)



31862 Flng.	35210 Hngr.	35870 Hngr.	35871 Hngr.												

NOT LEGAL FOR SALE IN STATE OF CALIFORNIA  
IN NEW YORK STATE, CONVERTERS LISTED ARE LEGAL FOR FEDERAL/EPA EMISSION VEHICLES ONLY

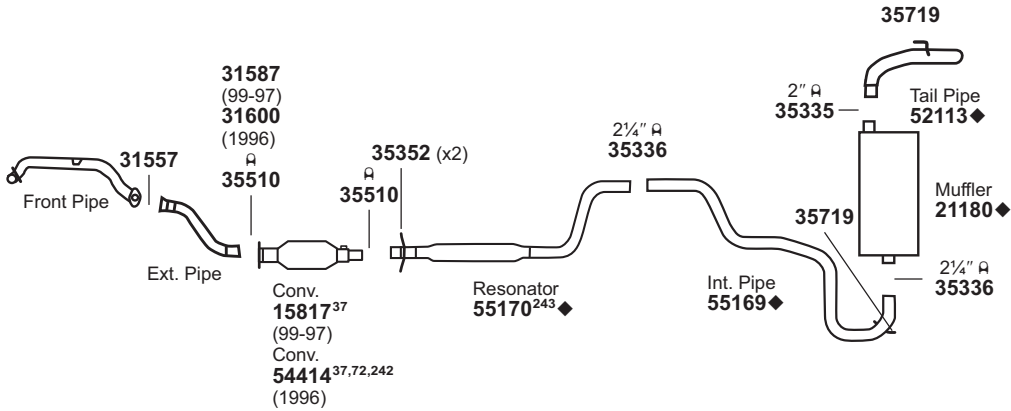
# Modifications and/or additional parts required.  
505 Requires 35567 Shield & (2) 35564 Straps.

507 Requires 35568 Bracket & (1) Extra 35408 (2") Clamp.

GENERAL INFORMATION
PASSENGER CAR
LIGHT TRUCK
MUFFLER SPECS.
OPTIONAL MUFFLERS
CONVERTER SPECS.
ACCESSORIES
FOOTNOTES

# OLDSMOBILE Delta 88

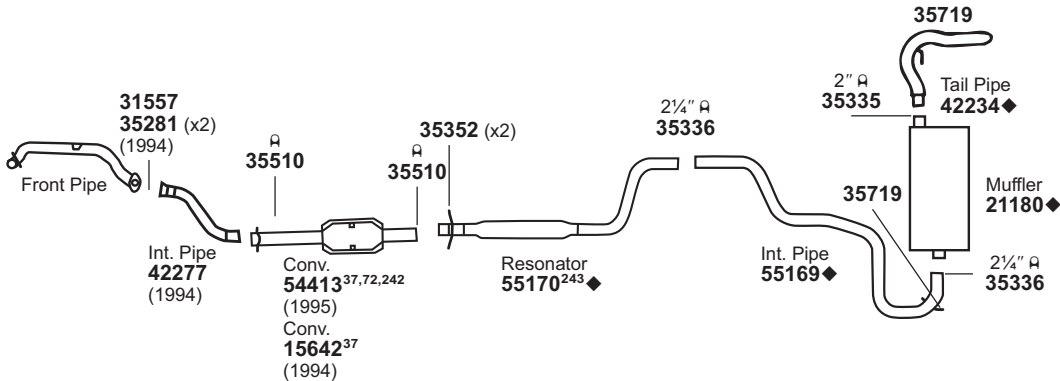
(11632) 1999-96 6 CYL. LSS w/3.8L ENG. w/o SUPERCHARGER  
 1999-96 6 CYL. 88 w/3.8L ENG.



**NOTE:** To connect pipe 55170 to O.E. converter:  
 1) Cut original pipe 1 1/2" downstream of pipe-to-converter weld.  
 2) Overlap 55170 onto the remaining stub on converter outlet.

For 15817: Univ. Conv. 93304#  
 For 21180: SoundFX 18458#  
 For 54414: Univ. Conv. 93303#

(11633) 1995-94 6 CYL. 88 w/3.8L ENG.



**NOTE:** To connect pipe 42277 to O.E. converter:  
 1) Cut original pipe approximately 1 1/2" upstream of pipe-to-converter weld.  
 2) Overlap 42277 onto the remaining stub on converter inlet.

**NOTE:** To connect pipe 55170 to O.E. converter:  
 1) Cut original pipe 1 1/2" downstream of pipe-to-converter weld.  
 2) Overlap 55170 onto the remaining stub on converter outlet.

For 15642: Univ. Conv. 15042#  
 For 21180: SoundFX 18458#  
 For 54413: Univ. Conv. 15042#

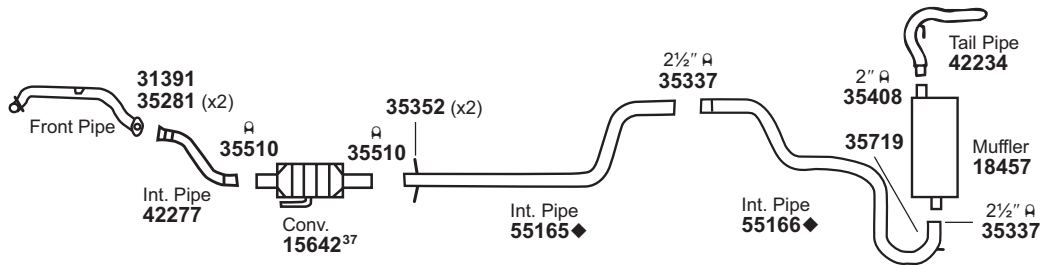
31557 Gskt.	31587 Gskt.	31600 Gskt.	35281 Spring	35352 Insl.	35719 Insl.								

NOT LEGAL FOR SALE IN STATE OF CALIFORNIA  
 IN NEW YORK STATE, CONVERTERS LISTED ARE LEGAL FOR FEDERAL/EPA EMISSION VEHICLES ONLY

◆ If welded assembly, replace all required parts.  
 # Modifications and/or additional parts required.  
 564 37 Fits All Emissions Vehicles.  
 72 Direct Fit Converter, inlet pipe part of converter.  
 242 Use adapter 51065 to fit with 55170.  
 243 Use adapter 51065 to fit with 54413 & 54414.

# OLDSMOBILE Delta 88

(11634) 1993-92 6 CYL. 88 ROYALE w/3.8L ENG.



**NOTE:** To connect pipe 42277 to O.E. converter:

- 1) Cut original pipe 1 1/8" upstream of pipe-to-converter weld.
- 2) Overlap 42277 onto the remaining stub on converter inlet.

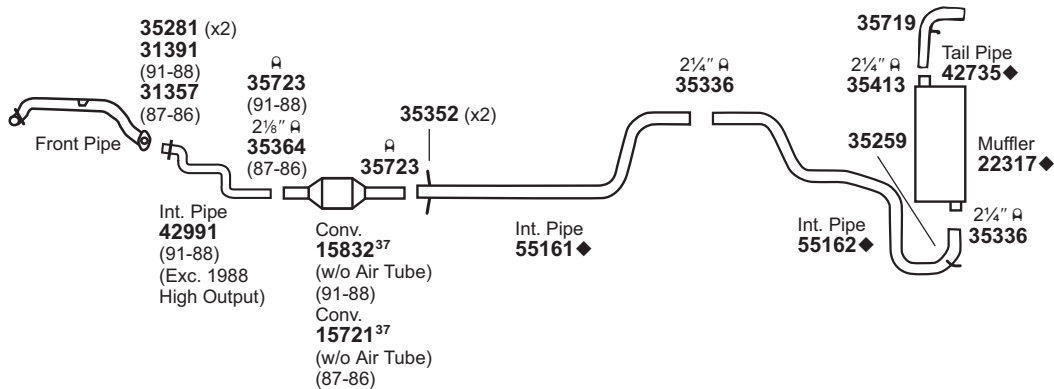
**NOTE:** To connect pipe 55165 to O.E. converter:

- 1) Cut original pipe 1 1/8" downstream of pipe-to-converter weld.
- 2) Overlap 55165 onto the remaining stub on converter outlet.

For 15642: Univ. Conv. 15042#

For 18457: Tru-Fit 18101<sup>516</sup>

(11635) 1991 V6 CYL. DELTA 88 ROYALE w/3.8L ENG., F.W.D., SINGLE OUTLET  
 1990 V6 CYL. DELTA 88 ROYALE w/3.8L ENG., F.W.D., SINGLE OUTLET  
 1989-86 V6 CYL. DELTA 88 w/3.0L, 3.8L ENG., F.W.D., SINGLE OUTLET



**NOTE:** To connect pipe 42991 to O.E. converter/resonator:

- 1) Cut original pipe 1 1/8" upstream of pipe-to-converter/resonator weld.
- 2) Overlap 42991 onto the remaining stub on converter/resonator inlet.

**NOTE:** To connect pipe 55161 to O.E. Converter:

- 1) Cut original pipe 1 1/8" downstream of pipe-to-converter weld.
- 2) Overlap 55161 onto the remaining stub on converter outlet.

For 15721: Univ. Conv. 15037#

For 15832: Univ. Conv. 15037#

For 22317: SoundFX 18235  
 Super Turbo 17732#

Tru-Fit 18141

Univ. SoundFX 17843

31357 Gskt.	31391 Gskt.	35259 Insl. Kit	35281 Spring	35352 Insl.	35719 Insl.								

NOT LEGAL FOR SALE IN STATE OF CALIFORNIA  
 IN NEW YORK STATE, CONVERTERS LISTED ARE LEGAL FOR FEDERAL/EPA EMISSION VEHICLES ONLY

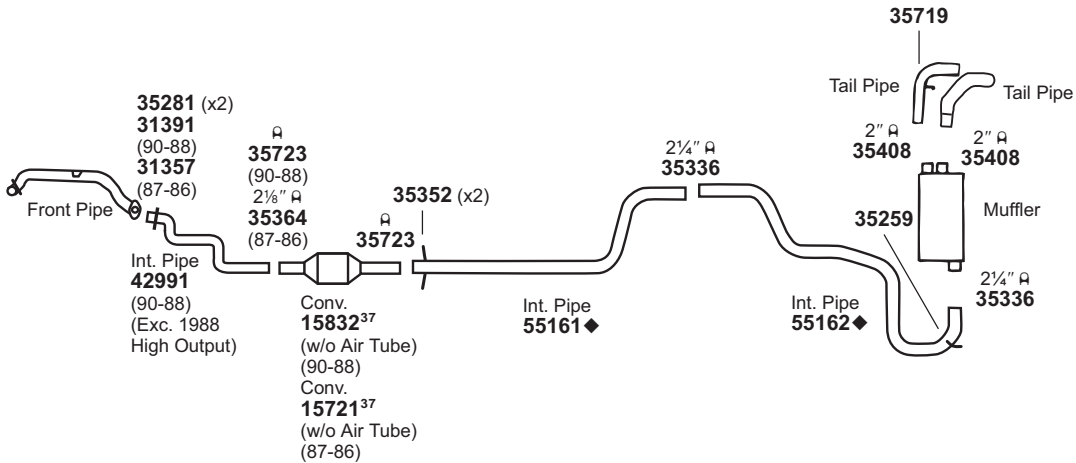
◆ If welded assembly, replace all required parts.  
 # Modifications and/or additional parts required.

37 Fits All Emissions Vehicles.  
 516 Requires 41959 Bushing & (1) Extra 35408 (2") Clamp.

- GENERAL INFORMATION
- PASSENGER CAR
- LIGHT TRUCK
- MUFFLER SPECS.
- OPTIONAL MUFFLERS
- CONVERTER SPECS.
- ACCESSORIES
- FOOTNOTES

# OLDSMOBILE Delta 88

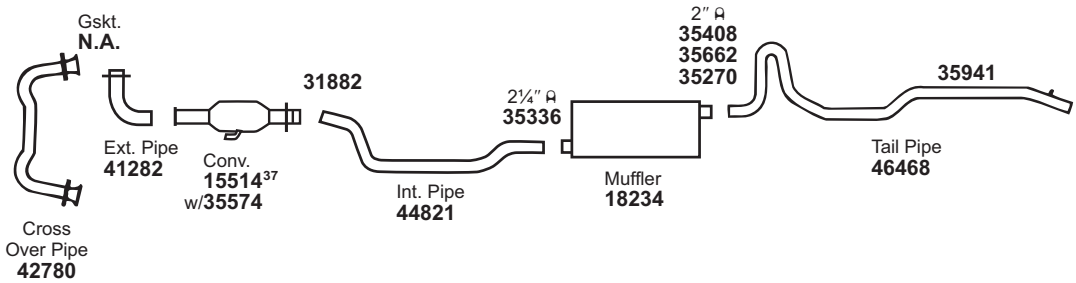
(11636) 1990-86 V6 CYL. DELTA 88 w/3.8L ENG., F.W.D., DUAL OUTLET



- NOTE:** To connect pipe 42991 to O.E. converter:  
 1) Cut original pipe 1 3/8" upstream of pipe-to-converter weld.  
 2) Overlap 42991 onto the remaining stub on converter inlet.
- NOTE:** To connect pipe 55161 to O.E. Converter:  
 1) Cut original pipe 1 3/8" downstream of pipe-to-converter weld.  
 2) Overlap 55161 onto the remaining stub on converter outlet.

For 15721: Univ. Conv. 15037#  
 For 15832: Univ. Conv. 15037#

(11637) 1985-84 V6 CYL. DELTA 88 w/3.8L ENG.



For 15514: Univ. Conv. 15032#  
 For 18234: Tru-Fit 18172      Univ. SoundFX 17846      Super Turbo 17732#

31357 Gskt.	31391 Gskt.	31882 Flng.	35259 Insl. Kit	35270 Hngr.	35281 Spring	35352 Insl.	35662 Brkt.	35719 Insl.	35941 Hngr.				

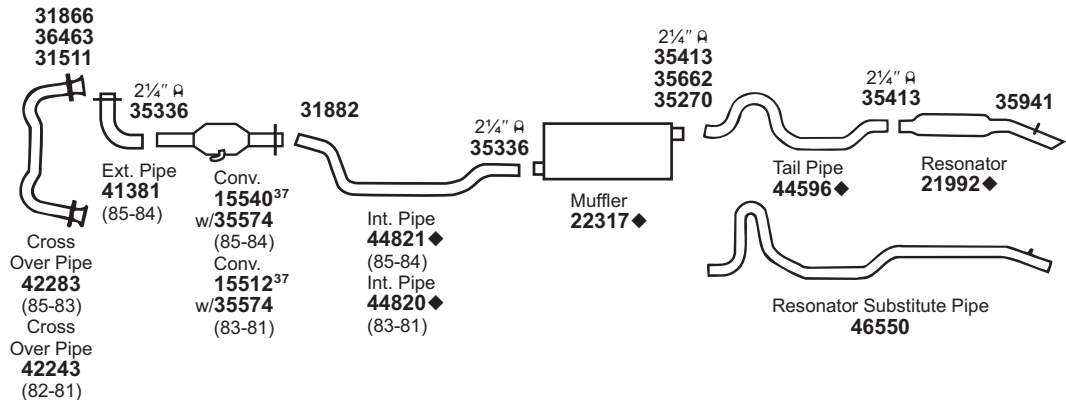
NOT LEGAL FOR SALE IN STATE OF CALIFORNIA  
 IN NEW YORK STATE, CONVERTERS LISTED ARE LEGAL FOR FEDERAL/EPA EMISSION VEHICLES ONLY

◆ If welded assembly, replace all required parts.  
 # Modifications and/or additional parts required.  
 37 Fits All Emissions Vehicles.



# OLDSMOBILE Delta 88

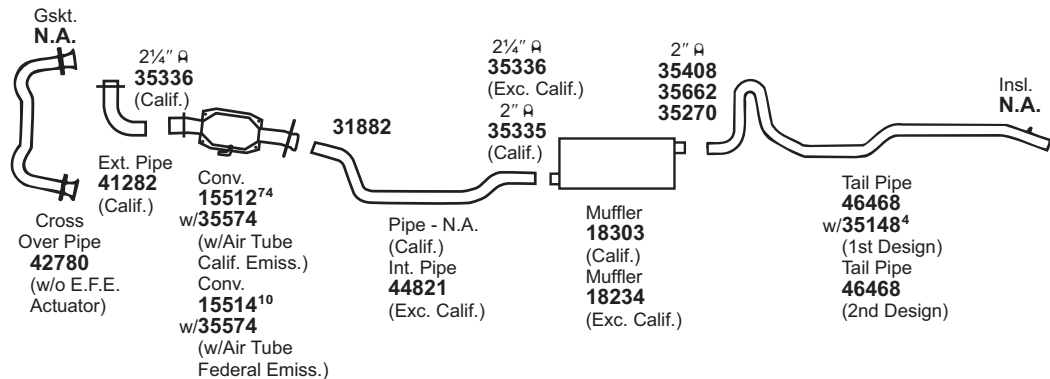
(11638) 1985-81 8 CYL. DELTA 88 w/5.0L ENG. (EXC. STATION WAGON)



For 15512: Univ. Conv. 15032#  
 For 15540: Univ. Conv. 15032#  
 For 21992: SoundFX 18352      Univ. SoundFX 17852#      Glasspack 24069<sup>545</sup>  
 For 22317: SoundFX 18235      Tru-Fit 18141      Univ. SoundFX 17843  
 Super Turbo 17732#

GENERAL INFORMATION  
 PASSENGER CAR  
 LIGHT TRUCK  
 MUFFLER SPECS.

(11639) 1983 V6 CYL. DELTA 88, ROYALE w/3.8L ENG.



For 15512: Univ. Conv. 15032#  
 For 15514: Univ. Conv. 15032#  
 For 18234: Tru-Fit 18172      Univ. SoundFX 17846      Super Turbo 17732#  
 For 18303: Tru-Fit 18105      Univ. SoundFX 17877      Super Turbo 17736#

OPTIONAL MUFFLERS  
 CONVERTER SPECS.  
 ACCESSORIES

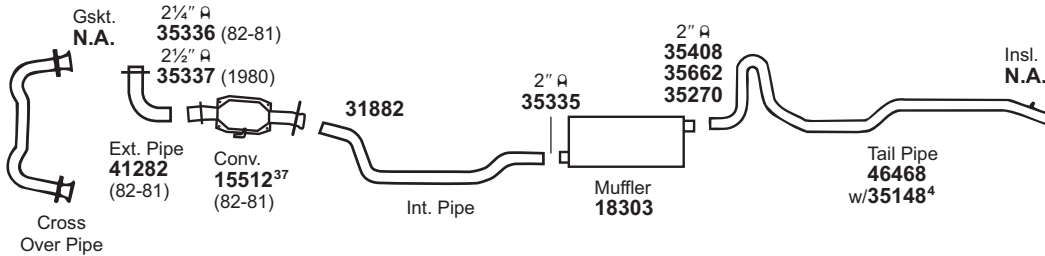
31511 Gskt. 	31866 Flng. 	31882 Flng. 	35148 Brkt. 	35270 Hngr. 	35662 Brkt. 	35941 Hngr. 	36463 Sprgs. 						
--------------------	--------------------	--------------------	--------------------	--------------------	--------------------	--------------------	---------------------	--	--	--	--	--	--

NOT LEGAL FOR SALE IN STATE OF CALIFORNIA  
 IN NEW YORK STATE, CONVERTERS LISTED ARE LEGAL FOR FEDERAL/EPA EMISSION VEHICLES ONLY

◆ If welded assembly, replace all required parts.  
 # Modifications and/or additional parts required.  
 4 Requires 35408 (2") Clamp.  
 10 Fits Federal/EPA Emission Vehicles.  
 37 Fits All Emissions Vehicles.  
 74 Fits California/50 State Emission Vehicles.  
 545 Requires 35003 Bracket & 41206 Spout on Outlet.

# OLDSMOBILE Delta 88

(11640) 1982-80 V6 CYL. DELTA 88, ROYALE w/3.8L (231 C.I.D.) ENG.

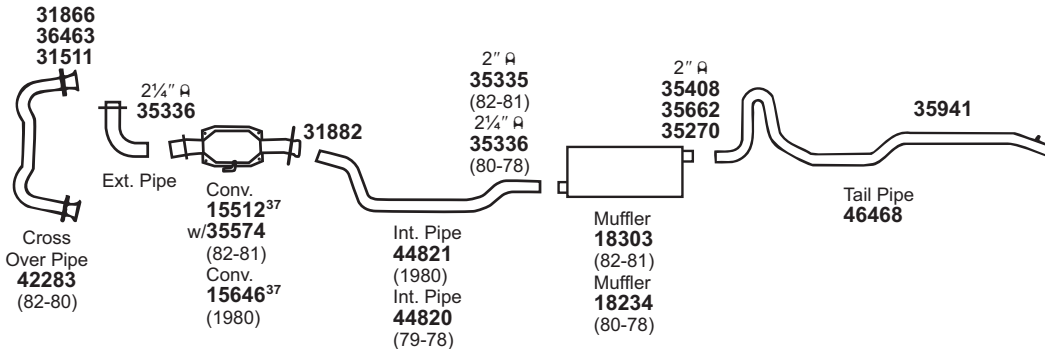


For 15512: Univ. Conv. 15032#  
 For 18303: Tru-Fit 18105

Univ. SoundFX 17877

Super Turbo 17736#

(11641) 1982-78 8 CYL. DELTA 88, ROYALE w/4.3L (260 C.I.D.) ENG.

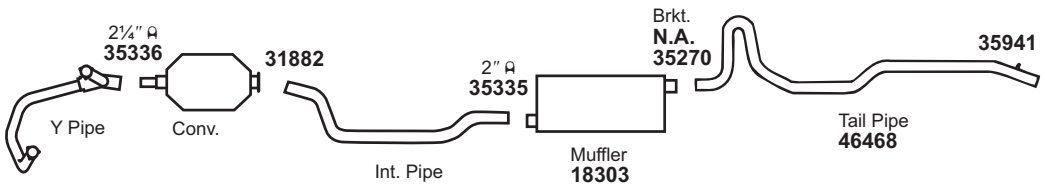


For 15512: Univ. Conv. 15032#  
 For 15646: Univ. Conv. 15037#  
 For 18234: Tru-Fit 18172  
 For 18303: Tru-Fit 18105

Univ. SoundFX 17846  
 Univ. SoundFX 17877

Super Turbo 17732#  
 Super Turbo 17736#

(11642) 1982-81 8 CYL. DELTA 88 w/4.4L ENG.



For 18303: Tru-Fit 18105

Univ. SoundFX 17877

Super Turbo 17736#

31511 Gskt.	31866 Fing.	31882 Fing.	35148 Brkt.	35270 Hngr.	35662 Brkt.	35941 Hngr.	36463 Sprgs.						

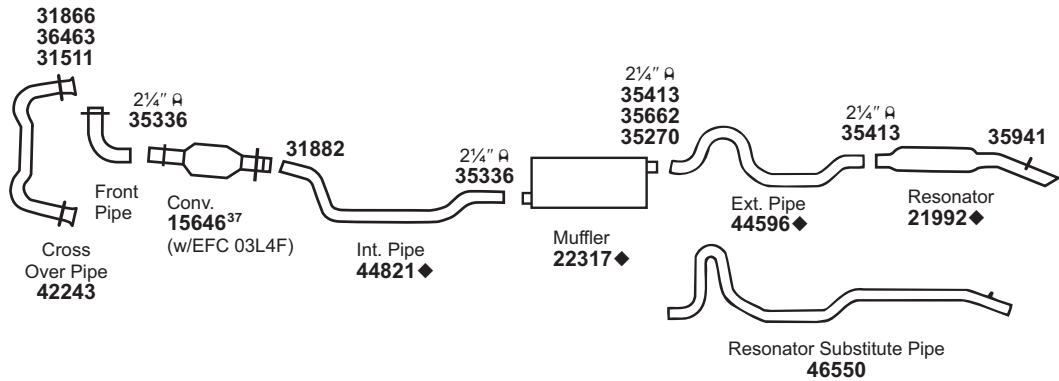
NOT LEGAL FOR SALE IN STATE OF CALIFORNIA  
 IN NEW YORK STATE, CONVERTERS LISTED ARE LEGAL FOR FEDERAL/EPA EMISSION VEHICLES ONLY

# Modifications and/or additional parts required.  
 4 Requires 35408 (2") Clamp.

37 Fits All Emissions Vehicles.

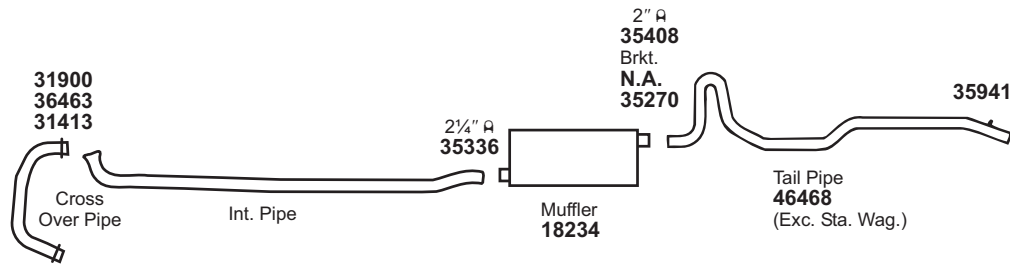
# OLDSMOBILE Delta 88

(11643) 1980 8 CYL. DELTA 88, ROYALE w/5.0L (307 C.I.D.), 5.7L (350 C.I.D.) ENG.



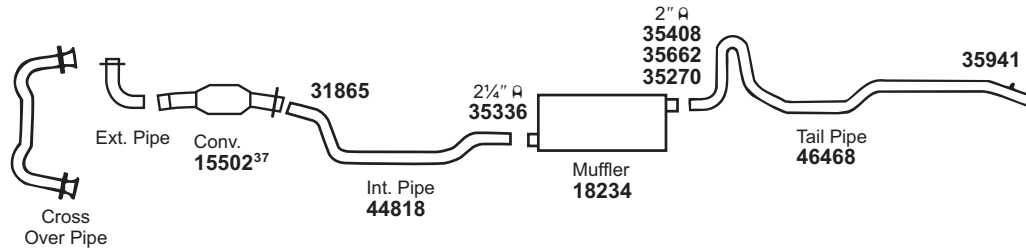
For 15646: Univ. Conv. 15037#  
 For 21992: SoundFX 18352 Univ. SoundFX 17852# Glasspack 24069<sup>545</sup>  
 For 22317: SoundFX 18235 Tru-Fit 18141 Univ. SoundFX 17843  
 Super Turbo 17732#

(11644) 1980-78 8 CYL. DELTA 88, ROYALE w/5.7L (350 C.I.D.) DIESEL ENG.



For 18234: Tru-Fit 18172 Univ. SoundFX 17846 Super Turbo 17732#

(11645) 1979 8 CYL. DELTA 88 w/4.9L (301 C.I.D.) ENG. CODE Y (PONTIAC ENG.) (EXC. STATION WAGON)  
 1979-78 V6 CYL. DELTA 88, ROYALE w/3.8L (231 C.I.D.) ENG.



For 15502: Univ. Conv. 15038#  
 For 18234: Tru-Fit 18172 Univ. SoundFX 17846 Super Turbo 17732#

31413 Gskt.	31511 Gskt.	31865 Fling.	31866 Fling.	31882 Fling.	31900 Fling.	35270 Hngr.	35662 Brkt.	35941 Hngr.	36463 Sprgs.				

NOT LEGAL FOR SALE IN STATE OF CALIFORNIA  
 IN NEW YORK STATE, CONVERTERS LISTED ARE LEGAL FOR FEDERAL/EPA EMISSION VEHICLES ONLY

◆ If welded assembly, replace all required parts.  
 # Modifications and/or additional parts required.

37 Fits All Emissions Vehicles.  
 545 Requires 35003 Bracket & 41206 Spout on Outlet.

GENERAL INFORMATION

PASSENGER CAR

LIGHT TRUCK

MUFFLER SPECS.

OPTIONAL MUFFLERS

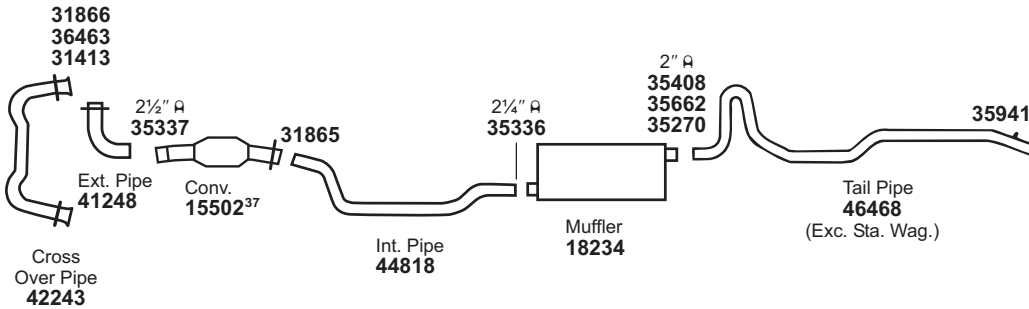
CONVERTER SPECS.

ACCESSORIES

FOOTNOTES

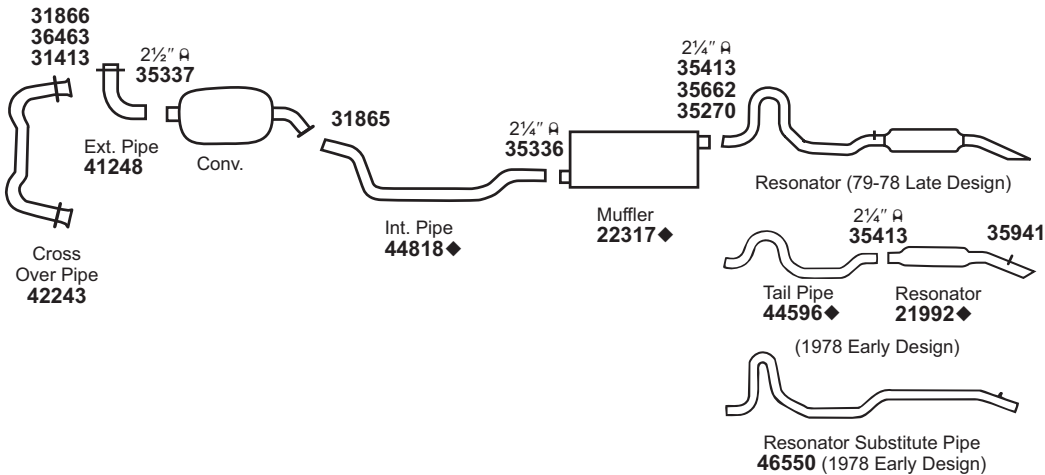
# OLDSMOBILE Delta 88

(11646) 1979-78 8 CYL. DELTA 88, ROYALE w/5.7L (350 C.I.D.) ENG. CODE R  
(OLDSMOBILE ENG.)



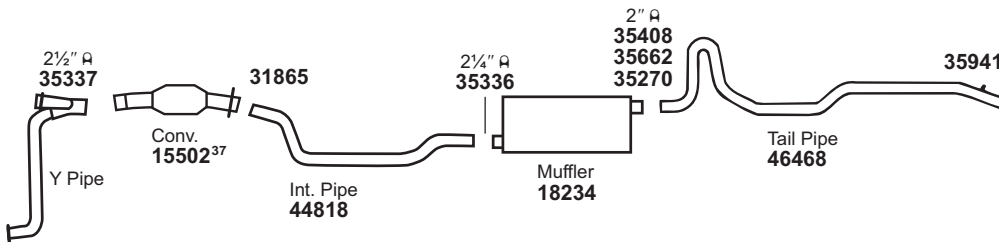
For 15502: Univ. Conv. 15038#  
For 18234: Tru-Fit 18172 Univ. SoundFX 17846 Super Turbo 17732#

(11647) 1979-78 8 CYL. DELTA 88, ROYALE w/6.6L (403 C.I.D.) ENG.



For 21992: SoundFX 18352 Univ. SoundFX 17852# Glasspack 24069<sup>545</sup>  
For 22317: SoundFX 18235 Tru-Fit 18141 Univ. SoundFX 17843  
Super Turbo 17732#

(11648) 1977 V6 CYL. DELTA 88, ROYALE w/3.8L (231 C.I.D.) ENG.



For 15502: Univ. Conv. 15038#  
For 18234: Tru-Fit 18172 Univ. SoundFX 17846 Super Turbo 17732#

31413 Gskt.	31865 Fing.	31866 Fing.	35270 Hngr.	35662 Brkt.	35941 Hngr.	36463 Sprgs.						

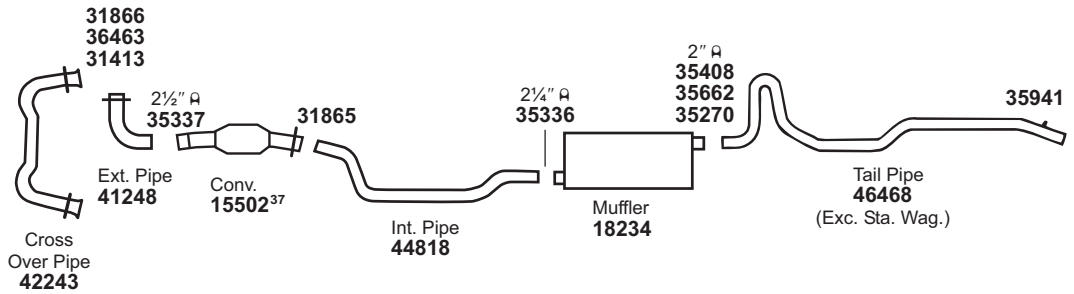
NOT LEGAL FOR SALE IN STATE OF CALIFORNIA  
IN NEW YORK STATE, CONVERTERS LISTED ARE LEGAL FOR FEDERAL/EPA EMISSION VEHICLES ONLY

570 # If welded assembly, replace all required parts.  
# Modifications and/or additional parts required.

37 Fits All Emissions Vehicles.  
545 Requires 35003 Bracket & 41206 Spout on Outlet.

# OLDSMOBILE Delta 88

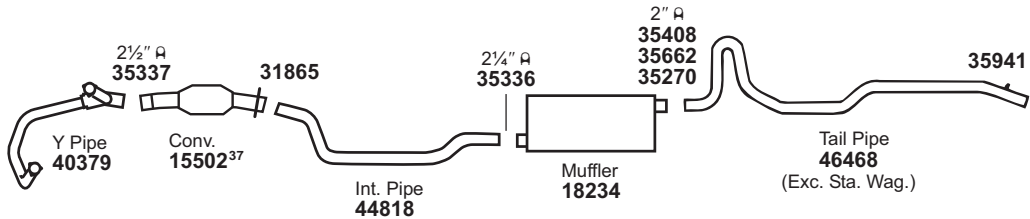
(11649)	1977	8 CYL.	DELTA 88, ROYALE w/4.3L (260 C.I.D.) ENG.
	1977	8 CYL.	DELTA 88, ROYALE w/5.7L (350 C.I.D.) ENG. CODE R (OLDSMOBILE ENG.)



For 15502: Univ. Conv. 15038#  
 For 18234: Tru-Fit 18172                      Univ. SoundFX 17846                      Super Turbo 17732#

- GENERAL INFORMATION
- PASSENGER CAR
- LIGHT TRUCK

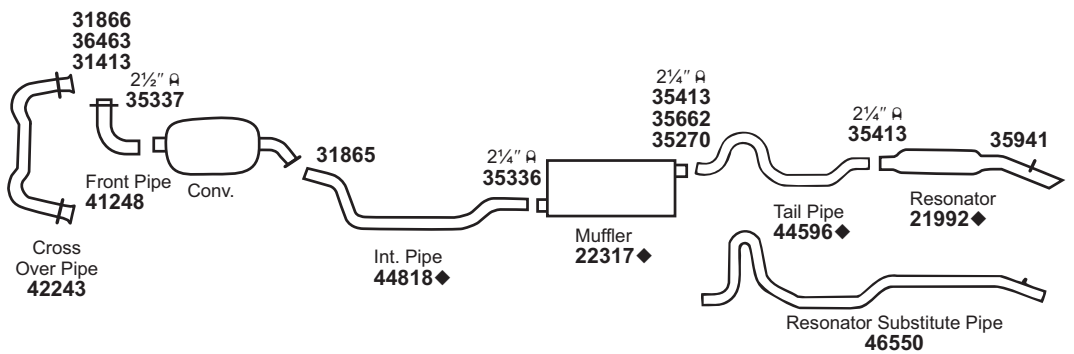
(11650)	1977	8 CYL.	DELTA 88, ROYALE w/5.7L (350 C.I.D.), ENG. CODE G, CODE L (CHEVROLET ENG.)
---------	------	--------	--



For 15502: Univ. Conv. 15038#  
 For 18234: Tru-Fit 18172                      Univ. SoundFX 17846                      Super Turbo 17732#

- MUFFLER SPECS.
- OPTIONAL MUFFLERS

(11651)	1977	8 CYL.	DELTA 88, ROYALE w/6.6L (403 C.I.D.) ENG.
---------	------	--------	---



For 21992: SoundFX 18352                      Univ. SoundFX 17852#                      Glasspack 24069<sup>545</sup>  
 For 22317: SoundFX 18235                      Tru-Fit 18141                      Univ. SoundFX 17843  
 Super Turbo 17732#

- CONVERTER SPECS.
- ACCESSORIES
- FOOTNOTES

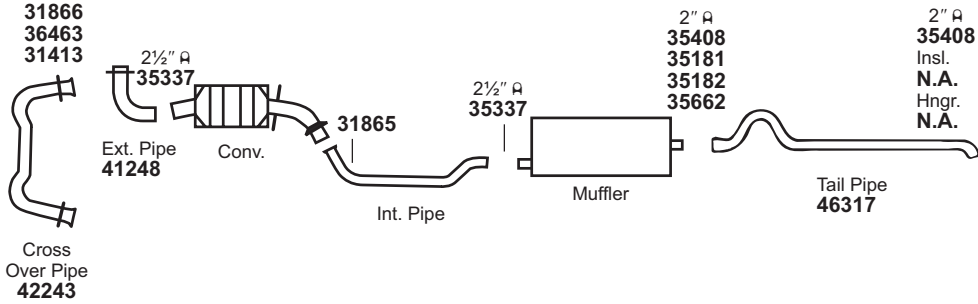
31413 Gskt.	31865 Flng.	31866 Flng.	35270 Hngr.	35662 Brkt.	35941 Hngr.	36463 Sprgs.									

NOT LEGAL FOR SALE IN STATE OF CALIFORNIA  
 IN NEW YORK STATE, CONVERTERS LISTED ARE LEGAL FOR FEDERAL/EPA EMISSION VEHICLES ONLY

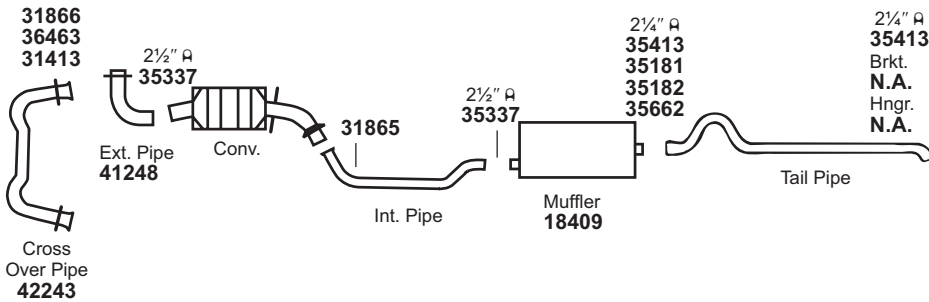
◆ If welded assembly, replace all required parts.                      37 Fits All Emissions Vehicles.  
 # Modifications and/or additional parts required.                      545 Requires 35003 Bracket & 41206 Spout on Outlet.

# OLDSMOBILE Delta 88

(11652) 1976 8 CYL. DELTA 88, ROYALE w/5.7L (350 C.I.D.) ENG. (EXC. EARLY 1976 w/2 1/4" TAIL PIPE)

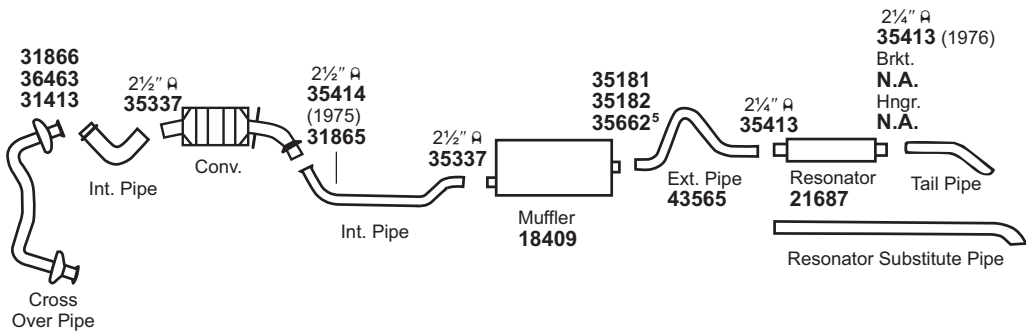


(11653) 1976-75 8 CYL. DELTA 88, ROYALE w/5.7L (350 C.I.D.) ENG. (EXC. LATE 1976 w/2" TAIL PIPE)



For 18409: Tru-Fit 18112 Ultra Flo SS 17289# Univ. SoundFX 17824 Super Turbo 17748#

(11654) 1976-75 8 CYL. DELTA 88, ROYALE w/7.5L (455 C.I.D.) ENG.



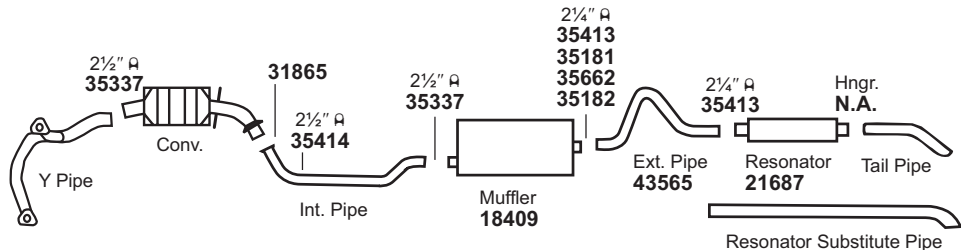
For 18409: Tru-Fit 18112 Ultra Flo SS 17289# Univ. SoundFX 17824 Super Turbo 17748#  
For 21687: Univ. SoundFX 17812#

31413 Gskt.	31865 Fling.	31866 Fling.	35181 Brkt.	35182 Brkt.	35662 Brkt.	36463 Sprgs.							

NOT LEGAL FOR SALE IN STATE OF CALIFORNIA  
IN NEW YORK STATE, CONVERTERS LISTED ARE LEGAL FOR FEDERAL/EPA EMISSION VEHICLES ONLY

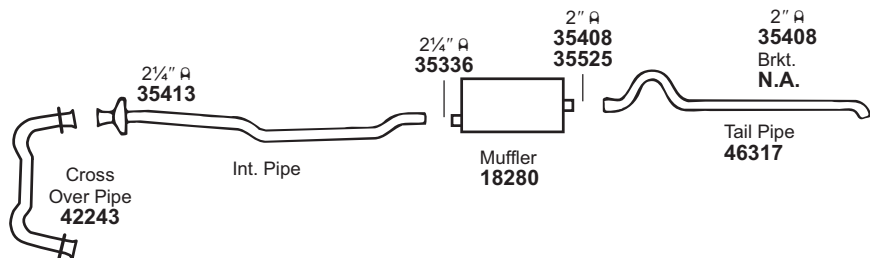
# OLDSMOBILE Delta 88

(11655) 1975 8 CYL. 88 SERIES w/6.6L (400 C.I.D.) ENG.



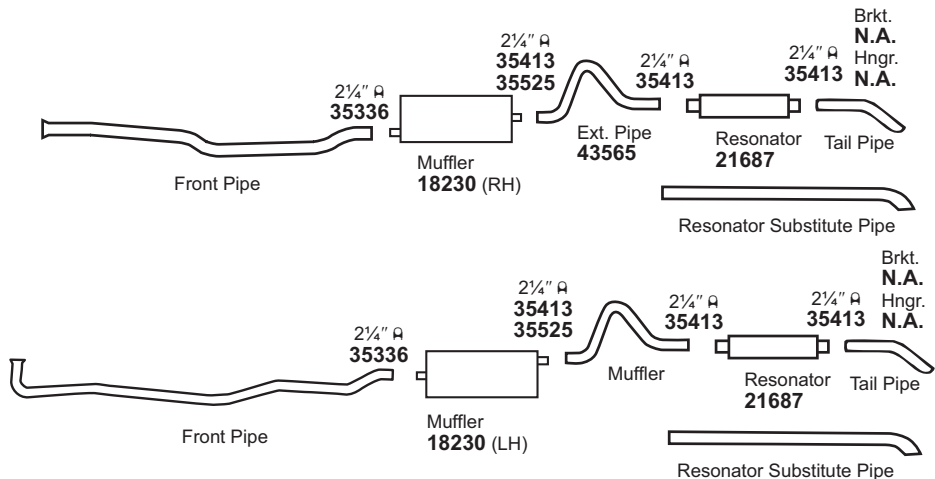
For 18409: Tru-Fit 18112 Ultra Flo SS 17289#  
 For 21687: Univ. SoundFX 17812#  
 Univ. SoundFX 17824 Super Turbo 17748#

(11656) 1974-73 8 CYL. DELTA 88, ROYALE w/5.7L (350 C.I.D.) ENG., w/o RESONATOR



For 18280: Tru-Fit 18111 Univ. SoundFX 17800 Super Turbo 17747#

(11657) 1974-73 8 CYL. DELTA 88, ROYALE w/7.5L (455 C.I.D.) ENG., DUAL EXHAUST



For 18230: Tru-Fit 18113 Univ. SoundFX 17808 Super Turbo 17747#  
 For 21687: Univ. SoundFX 17812#

31865 Flng.	35181 Brkt.	35182 Brkt.	35525 Hngr.	35662 Brkt.									

NOT LEGAL FOR SALE IN STATE OF CALIFORNIA  
 IN NEW YORK STATE, CONVERTERS LISTED ARE LEGAL FOR FEDERAL/EPA EMISSION VEHICLES ONLY

# Modifications and/or additional parts required.

GENERAL INFORMATION

PASSENGER CAR

LIGHT TRUCK

MUFFLER SPECS.

OPTIONAL MUFFLERS

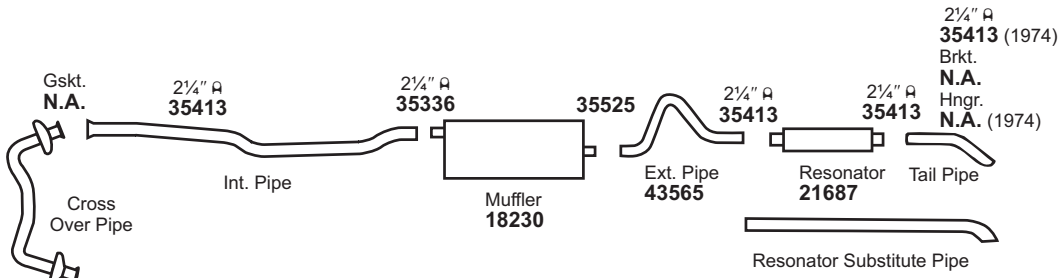
CONVERTER SPECS.

ACCESSORIES

FOOTNOTES

# OLDSMOBILE Delta 88

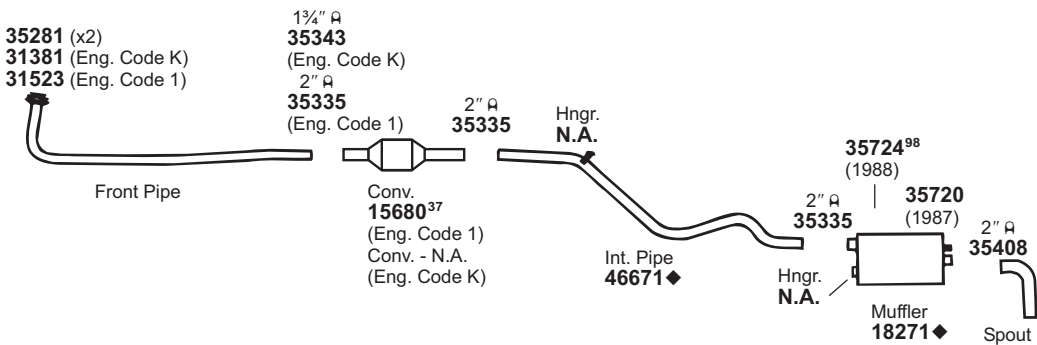
(11658) 1974-73 8 CYL. DELTA 88, ROYALE w/7.5L (455 C.I.D.) ENG., SINGLE EXHAUST, w/o RESONATOR



For 18230: Tru-Fit 18113      Univ. SoundFX 17808      Super Turbo 17747#  
 For 21687: Univ. SoundFX 17812#

# OLDSMOBILE Firenza

(11659) 1988-87 4 CYL. FIRENZA STATION WAGON w/2.0L ENG. CODE K (EXC. HIGH OUTPUT), ENG. CODE 1 (HIGH OUTPUT ENG.)



For 15680: Univ. Conv. 15036#      Univ. SoundFX 17874#      Super Turbo 17730#  
 For 18271: Tru-Fit 18150      Glasspack 24041<sup>523,542</sup>

31381 Gskt.	31523 Gskt.	35281 Spring	35525 Hngr.	35720 Hngr.	35724 Brkt.								

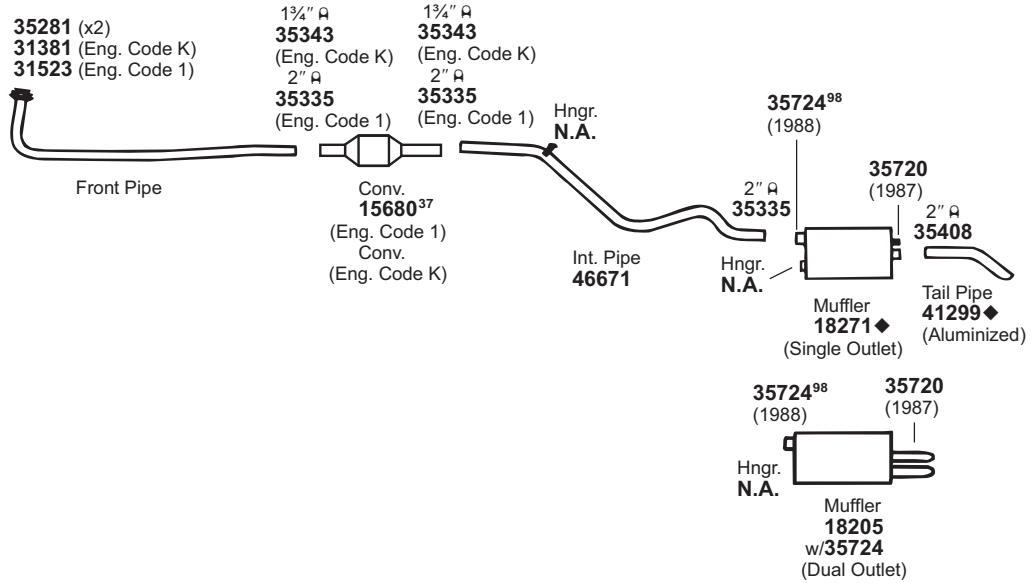
NOT LEGAL FOR SALE IN STATE OF CALIFORNIA  
 IN NEW YORK STATE, CONVERTERS LISTED ARE LEGAL FOR FEDERAL/EPA EMISSION VEHICLES ONLY

◆ If welded assembly, replace all required parts.  
 # Modifications and/or additional parts required.  
 574 37 Fits All Emissions Vehicles.  
 98 Discard O.E. Spade Bracket.  
 523 Requires Bracket.  
 542 Requires 35568 Bracket.



# OLDSMOBILE Firenza

(11660) 1988-87 4 CYL. FIRENZA w/2.0L ENG. CODE K (EXC. HIGH OUTPUT), ENG. CODE 1 (HIGH OUTPUT ENG.) (EXC. STATION WAGON)

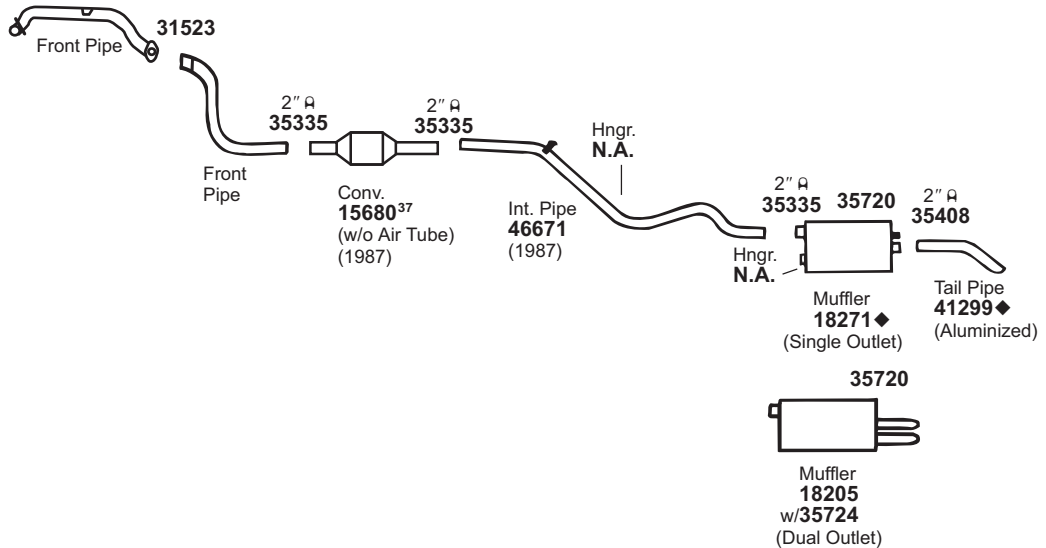


For 15680: Univ. Conv. 15036#  
For 18205: Tru-Fit 18150<sup>553,563</sup>  
For 18271: Tru-Fit 18150  
Glasspack 24041<sup>523,542</sup>

Univ. SoundFX 17826#  
Univ. SoundFX 17874#

Super Turbo 17730#

(11661) 1987-85 6 CYL. FIRENZA w/2.8L ENG.



For 15680: Univ. Conv. 15036#  
For 18205: Tru-Fit 18150<sup>553,563</sup>  
For 18271: Tru-Fit 18150  
Glasspack 24041<sup>523,542</sup>

Univ. SoundFX 17826#  
Univ. SoundFX 17874#

Super Turbo 17730#

31381 Gskt.	31523 Gskt.	35281 Spring	35720 Hngr.	35724 Brkt.									

NOT LEGAL FOR SALE IN STATE OF CALIFORNIA  
IN NEW YORK STATE, CONVERTERS LISTED ARE LEGAL FOR FEDERAL/EPA EMISSION VEHICLES ONLY

- ◆ If welded assembly, replace all required parts.
- # Modifications and/or additional parts required.
- 37 Fits All Emissions Vehicles.
- 98 Discard O.E. Spade Bracket.
- 523 Requires Bracket.
- 542 Requires 35568 Bracket.
- 553 Requires 35254 & 35255 Bushings on Outlet & 41299 Spout & (1) Extra 35408 (2") Clamp.
- 563 Single Outlet Muffler replaces Dual Outlet Muffler.

GENERAL INFORMATION

PASSENGER CAR

LIGHT TRUCK

MUFFLER SPECS.

OPTIONAL MUFFLERS

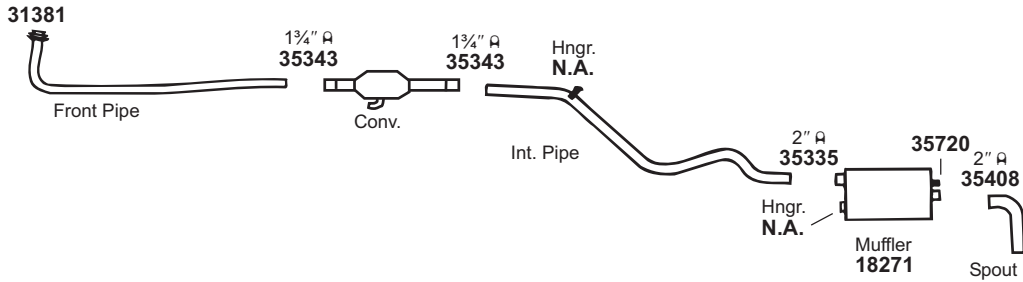
CONVERTER SPECS.

ACCESSORIES

FOOTNOTES

# OLDSMOBILE Firenze

(11662) 1986-84 4 CYL. FIRENZA STATION WAGON w/1.8L, 2.0L ENG. (EXC. EARLY MODELS w/MUFFLER BODY STRAP)

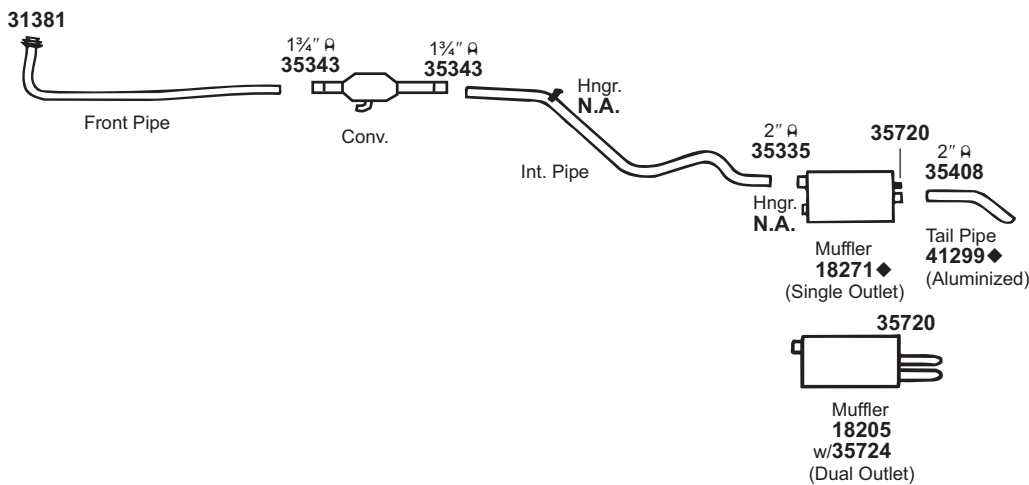


For 18271: Tru-Fit 18150  
Glasspack 24041<sup>523,542</sup>

Univ. SoundFX 17874#

Super Turbo 17730#

(11663) 1986-84 4 CYL. FIRENZA w/1.8L, 2.0L ENG. (EXC. STATION WAGON) (EXC. 1984 EARLY MODELS w/MUFFLER BODY STRAP)



For 18205: Tru-Fit 18150<sup>553,563</sup>

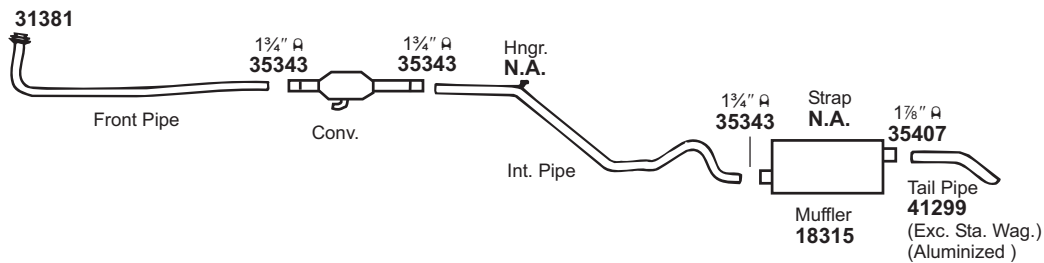
Univ. SoundFX 17826#

Super Turbo 17730#

For 18271: Tru-Fit 18150  
Glasspack 24041<sup>523,542</sup>

Univ. SoundFX 17874#

(11664) 1984-83 4 CYL. FIRENZA w/1.8L, 2.0L ENG. (EXC. LATE 1984 MODELS w/FRONT & REAR MUFFLER HANGERS)



For 18315: Super Turbo 17736#

31381 Gskt.	35720 Hngr.	35724 Brkt.																	

NOT LEGAL FOR SALE IN STATE OF CALIFORNIA  
IN NEW YORK STATE, CONVERTERS LISTED ARE LEGAL FOR FEDERAL/EPA EMISSION VEHICLES ONLY

◆ If welded assembly, replace all required parts.

# Modifications and/or additional parts required.

523 Requires Bracket.

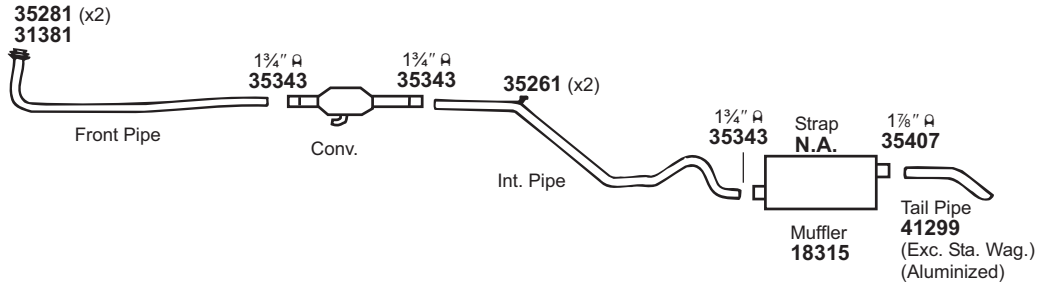
576 542 Requires 35568 Bracket.

553 Requires 35254 & 35255 Bushings on Outlet & 41299 Spout & (1) Extra 35408 (2") Clamp.

563 Single Outlet Muffler replaces Dual Outlet Muffler.

# OLDSMOBILE Firenza

(11665) 1982 4 CYL. FIRENZA w/1.8L ENG.

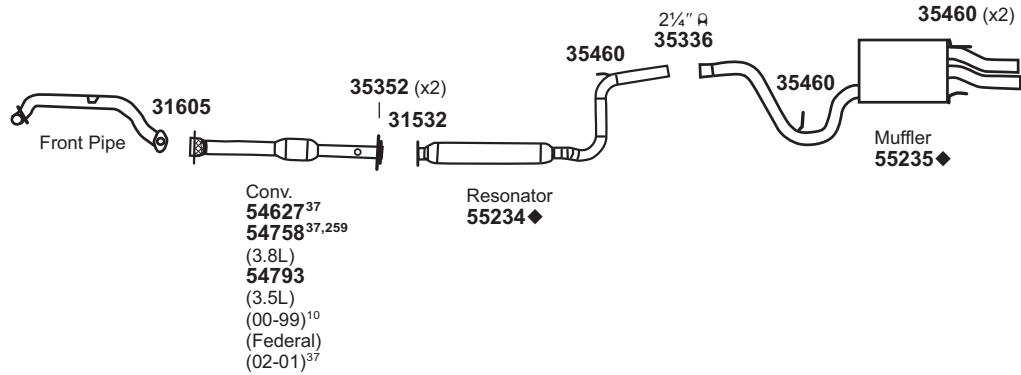


For 18315: Super Turbo 17736#

GENERAL INFORMATION  
PASSENGER CAR

# OLDSMOBILE Intrigue

(11666) 2002-99 6 CYL. INTRIGUE w/3.5L ENG.  
1999-98 6 CYL. INTRIGUE w/3.8L ENG.

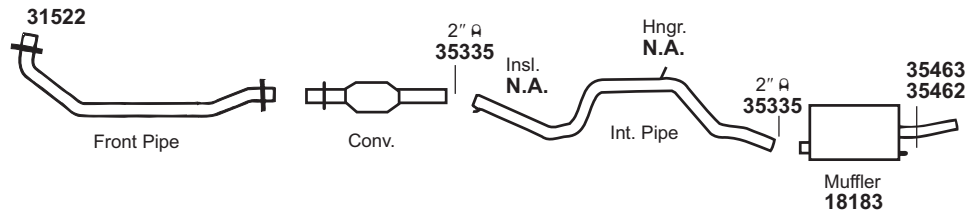


For 54627: Univ. Conv. 93253#

LIGHT TRUCK  
MUFFLER SPECS.  
OPTIONAL MUFFLERS  
CONVERTER SPECS.

# OLDSMOBILE Omega

(11667) 1984-82 4 CYL. OMEGA w/2.5L ENG.



For 18183: Tru-Fit 18125<sup>520</sup>

Univ. SoundFX 17860#

Super Turbo 17730#

ACCESSORIES  
FOOTNOTES

31381 Gskt.	31522 Gskt.	31532 Gskt.	31605 Gskt.	35261 Insl.	35281 Spring	35352 Insl.	35460 Insl.	35462 Insl.	35463 Brkt.				

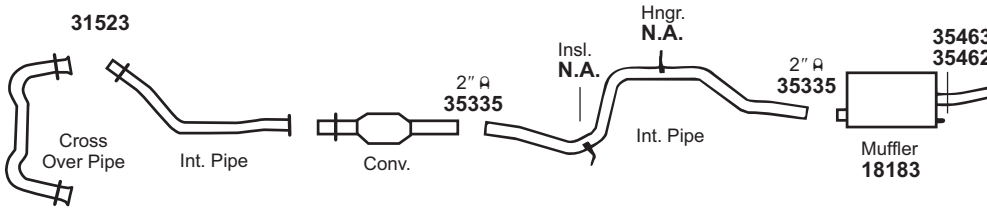
NOT LEGAL FOR SALE IN STATE OF CALIFORNIA  
IN NEW YORK STATE, CONVERTERS LISTED ARE LEGAL FOR FEDERAL/EPA EMISSION VEHICLES ONLY

◆ If welded assembly, replace all required parts.  
# Modifications and/or additional parts required.  
10 Fits Federal/EPA Emission Vehicles.

37 Fits All Emissions Vehicles.  
259 Optional Part Number - Extra Precious Metal Loading.  
520 Requires 41736 Spout & (1) Extra 35408 (2") Clamp.

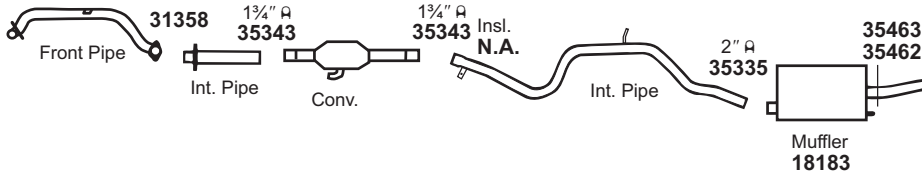
# OLDSMOBILE Omega

(11668) 1984-82 V6 CYL. OMEGA w/2.8L ENG. CODE X, 2BBL



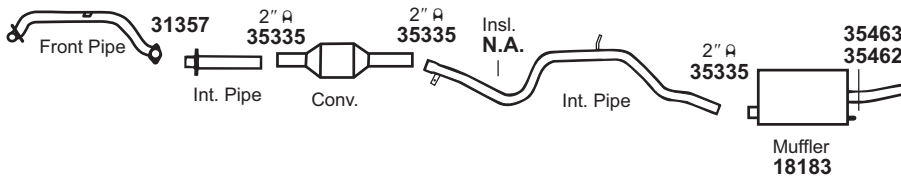
For 18183: Tru-Fit 18125<sup>520</sup> Univ. SoundFX 17860# Super Turbo 17730#

(11669) 1981 V6 CYL. OMEGA w/2.8L ENG.



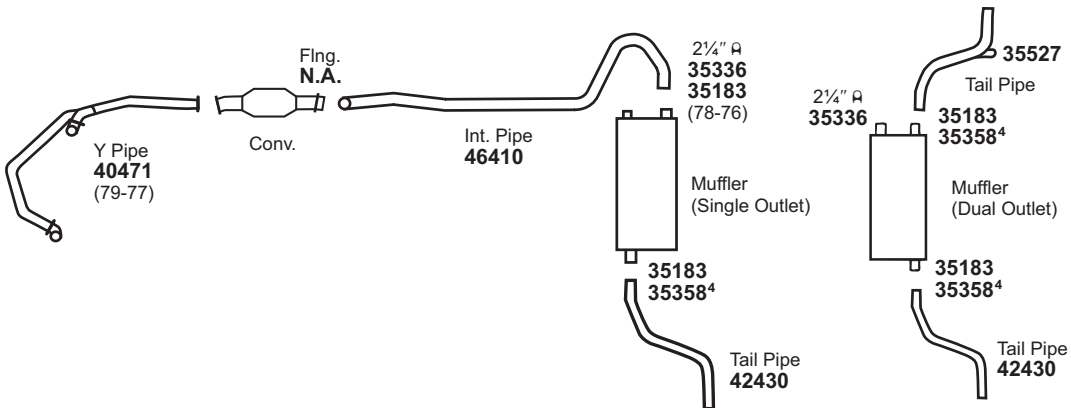
For 18183: Tru-Fit 18125<sup>520</sup> Univ. SoundFX 17860# Super Turbo 17730#

(11670) 1980 V6 CYL. OMEGA w/2.8L (173 C.I.D.) ENG.



For 18183: Tru-Fit 18125<sup>520</sup> Univ. SoundFX 17860# Super Turbo 17730#

(11671) 1979 8 CYL. OMEGA w/5.0L (305 C.I.D.) ENG.  
 1979 8 CYL. OMEGA w/5.7L (350 C.I.D.) ENG. (DUAL OUTLET)  
 1978-75 8 CYL. OMEGA w/5.0L (305 C.I.D.), 5.7L (350 C.I.D.) ENG. (DUAL OUTLET)



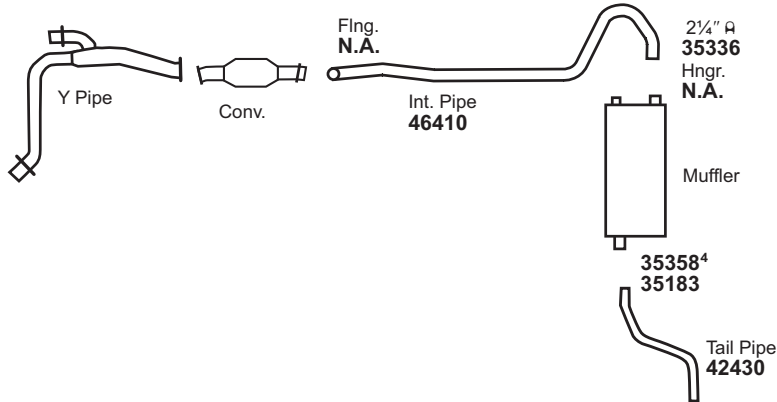
31357 Gskt.	31358 Gskt.	31523 Gskt.	35183 Insl.	35358 Brkt.	35462 Insl.	35463 Brkt.	35527 Hngr.						

NOT LEGAL FOR SALE IN STATE OF CALIFORNIA  
 IN NEW YORK STATE, CONVERTERS LISTED ARE LEGAL FOR FEDERAL/EPA EMISSION VEHICLES ONLY

578 # Modifications and/or additional parts required. 520 Requires 41736 Spout & (1) Extra 35408 (2") Clamp.  
 4 Requires 35408 (2") Clamp.

# OLDSMOBILE Omega

(11672) 1978-77 V6 CYL. OMEGA w/3.8L (231 C.I.D.) ENG.

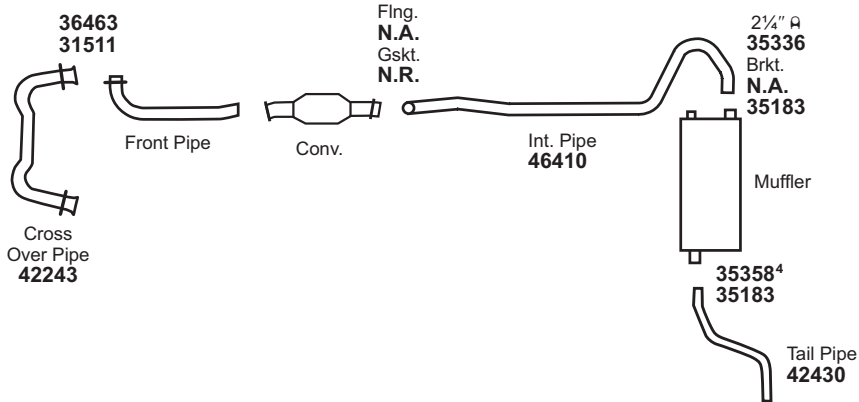


GENERAL INFORMATION

PASSENGER CAR

LIGHT TRUCK

(11673) 1977-75 8 CYL. OMEGA w/4.3L (260 C.I.D.), 5.7L (350 C.I.D.) ENG.  
1976-75 6 CYL. OMEGA w/4.1L (250 C.I.D.) ENG.



MUFFLER SPECS.

OPTIONAL MUFFLERS

CONVERTER SPECS.

## OLDSMOBILE Silhouette (See Truck Section)

ACCESSORIES

FOOTNOTES

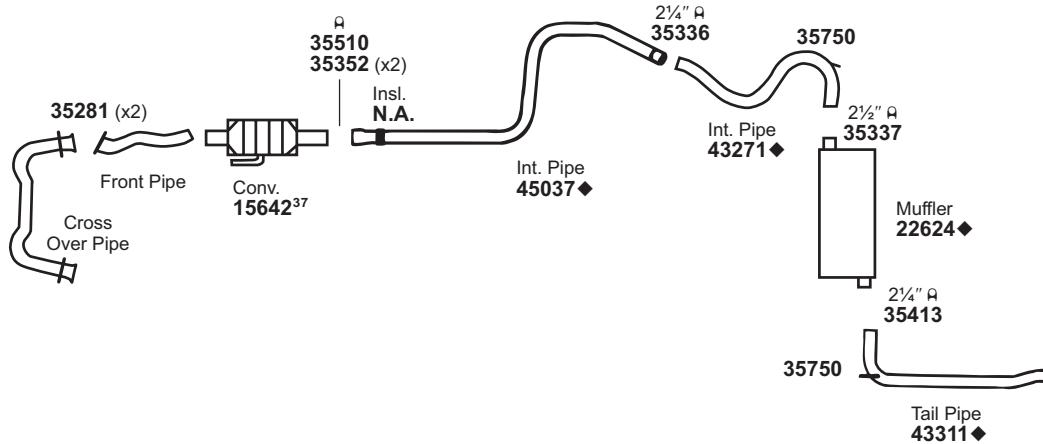
31511 Gskt.	35183 Insl.	35358 Brkt.	36463 Sprgs.										

NOT LEGAL FOR SALE IN STATE OF CALIFORNIA  
IN NEW YORK STATE, CONVERTERS LISTED ARE LEGAL FOR FEDERAL/EPA EMISSION VEHICLES ONLY

4 Requires 35408 (2") Clamp.

# OLDSMOBILE Toronado

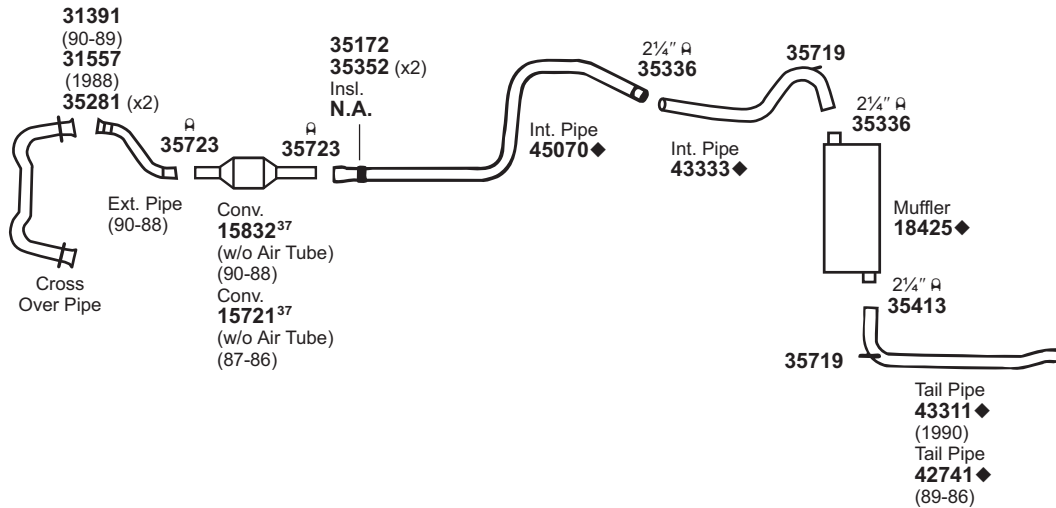
(11674) 1992-91 V6 CYL. TORONADO w/3.8L ENG. (EXC. TROFEO)



**NOTE:** To connect pipe 45037 to O.E. converter:  
 1) Cut original pipe 1 3/8" downstream of pipe-to-converter weld.  
 2) Overlap 45037 onto the remaining stub on converter outlet.

For 15642: Univ. Conv. 15042#  
 For 22624: SoundFX 18831                      Univ. SoundFX 17855#                      Super Turbo 17749#  
                  Ultra Flo SS 17258<sup>576</sup>

(11675) 1990-86 V6 CYL. TORONADO w/3.8L ENG. (EXC. TROFEO)



**NOTE:** To connect 45070 to O.E. converter:  
 1) Cut original pipe 2" downstream of pipe-to-converter weld.  
 2) Overlap 45070 onto the remaining stub on converter outlet.

**NOTE:** To increase the installation clearance for pipes 45070 and 43333, the right side of the rear cradle/suspension assembly must be dropped by temporarily removing the two bolts which attach it to the car body. The body-mounted muffler heat shield should also be temporarily removed.

For 15721: Univ. Conv. 15037#  
 For 15832: Univ. Conv. 15037#  
 For 18425: Tru-Fit 18141<sup>5,519</sup>                      Univ. SoundFX 17804#                      Super Turbo 17732#

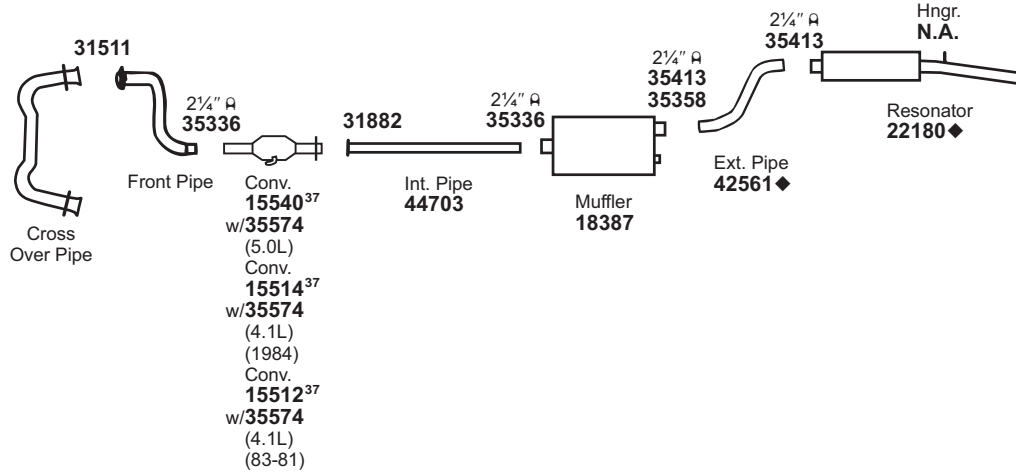
31391 Gskt.	31557 Gskt.	35172 Brkt.	35281 Spring	35352 Insl.	35719 Insl.	35750 Insl.							

**NOT LEGAL FOR SALE IN STATE OF CALIFORNIA  
 IN NEW YORK STATE, CONVERTERS LISTED ARE LEGAL FOR FEDERAL/EPA EMISSION VEHICLES ONLY**

- ◆ If welded assembly, replace all required parts.
- # Modifications and/or additional parts required.
- 5 Requires 35413 (2 1/4") Clamp.
- 519 Requires 41954 Adapter on Outlet.
- 576 For installation instructions and additional parts required, see the Cross Reference Chart in the Master Catalog.

# OLDSMOBILE Toronado

(11676) 1985-84 8 CYL. TORONADO w/5.0L ENG.  
1984-81 V6 CYL. TORONADO w/4.1L ENG.

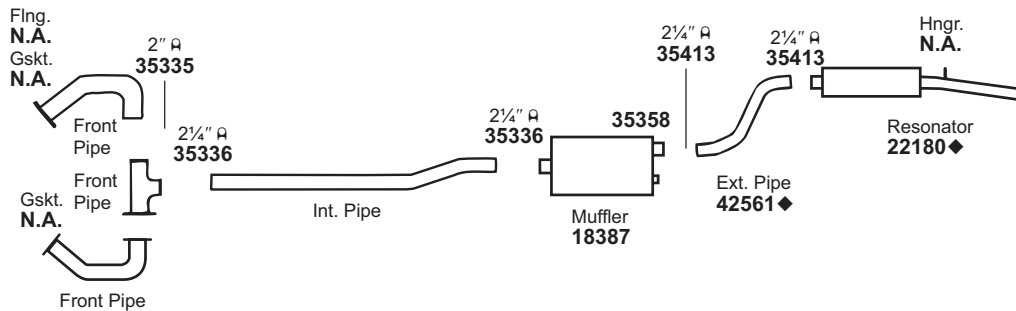


Conv. **15540**<sup>37</sup>  
w/**35574**  
(5.0L)  
Conv. **15514**<sup>37</sup>  
w/**35574**  
(4.1L)  
(1984)  
Conv. **15512**<sup>37</sup>  
w/**35574**  
(4.1L)  
(83-81)

For 15512: Univ. Conv. 15032#  
For 15514: Univ. Conv. 15032#  
For 15540: Univ. Conv. 15032#  
For 18387: Tru-Fit 18113<sup>542</sup>  
Glasspack 24098<sup>523</sup>  
For 22180: SoundFX 18312

Univ. SoundFX 17808#      Super Turbo 17731#  
Univ. SoundFX 17805#

(11677) 1985-81 8 CYL. TORONADO w/5.7L DIESEL ENG. (EXC. 1981 CALIF.)



For 18387: Tru-Fit 18113<sup>542</sup>  
Glasspack 24098<sup>523</sup>  
For 22180: SoundFX 18312

Univ. SoundFX 17808#      Super Turbo 17731#  
Univ. SoundFX 17805#

31511 Gskt.	31882 Flng.	35358 Brkt.											

NOT LEGAL FOR SALE IN STATE OF CALIFORNIA  
IN NEW YORK STATE, CONVERTERS LISTED ARE LEGAL FOR FEDERAL/EPA EMISSION VEHICLES ONLY

◆ If welded assembly, replace all required parts.  
# Modifications and/or additional parts required.  
37 Fits All Emissions Vehicles.

523 Requires Bracket.  
542 Requires 35568 Bracket.

GENERAL INFORMATION

PASSENGER CAR

LIGHT TRUCK

MUFFLER SPECS.

OPTIONAL MUFFLERS

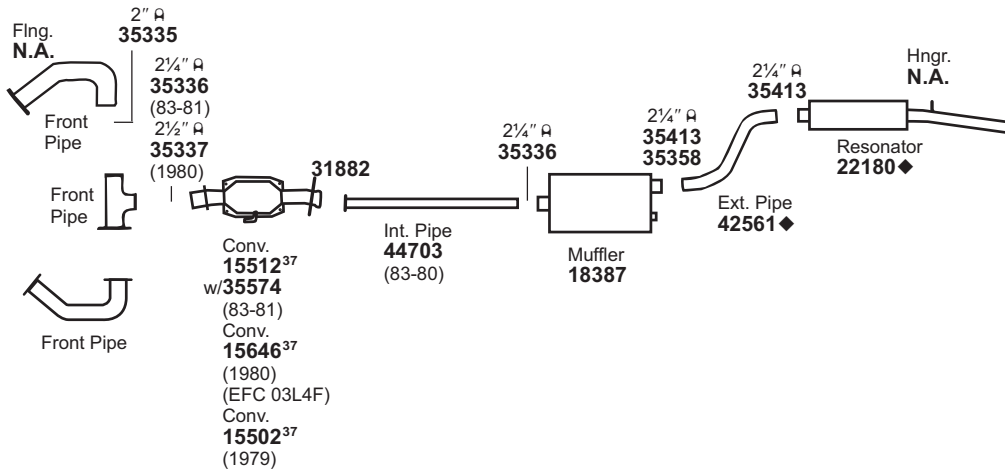
CONVERTER SPECS.

ACCESSORIES

FOOTNOTES

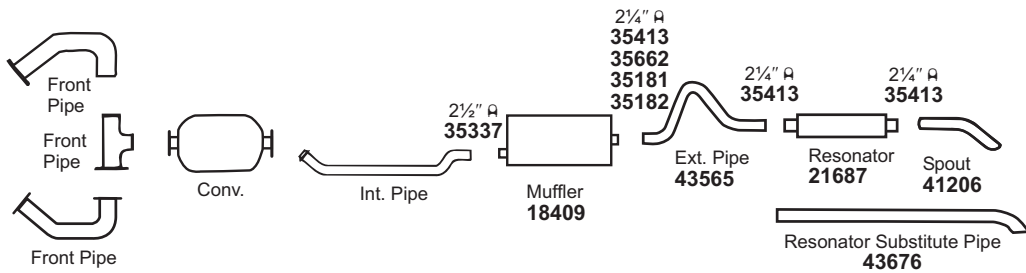
# OLDSMOBILE Toronado

(11678)	1983-81	8 CYL.	TORONADO w/5.0L (307 C.I.D.) ENG.
	1980	8 CYL.	TORONADO w/5.0L (307 C.I.D.), 5.7L (350 C.I.D.) ENG.
	1979	8 CYL.	TORONADO w/5.7L (350 C.I.D.) GAS ENG.



For 15502: Univ. Conv. 15038#  
 For 15512: Univ. Conv. 15032#  
 For 15646: Univ. Conv. 15037#  
 For 18387: Tru-Fit 18113<sup>542</sup>      Univ. SoundFX 17808#      Super Turbo 17731#  
                     Glasspack 24098<sup>523</sup>  
 For 22180: SoundFX 18312      Univ. SoundFX 17805#

(11679)	1978	8 CYL.	TORONADO w/6.6L (403 C.I.D.) ENG.
---------	------	--------	-----------------------------------



For 18409: Tru-Fit 18112      Univ. SoundFX 17824      Super Turbo 17748#  
                     Ultra Flo SS 17289#  
 For 21687: Univ. SoundFX 17812#

31882 Flng. 	35181 Brkt. 	35182 Brkt. 	35358 Brkt. 	35662 Brkt. 								
--------------------	--------------------	--------------------	--------------------	--------------------	--	--	--	--	--	--	--	--

NOT LEGAL FOR SALE IN STATE OF CALIFORNIA  
 IN NEW YORK STATE, CONVERTERS LISTED ARE LEGAL FOR FEDERAL/EPA EMISSION VEHICLES ONLY

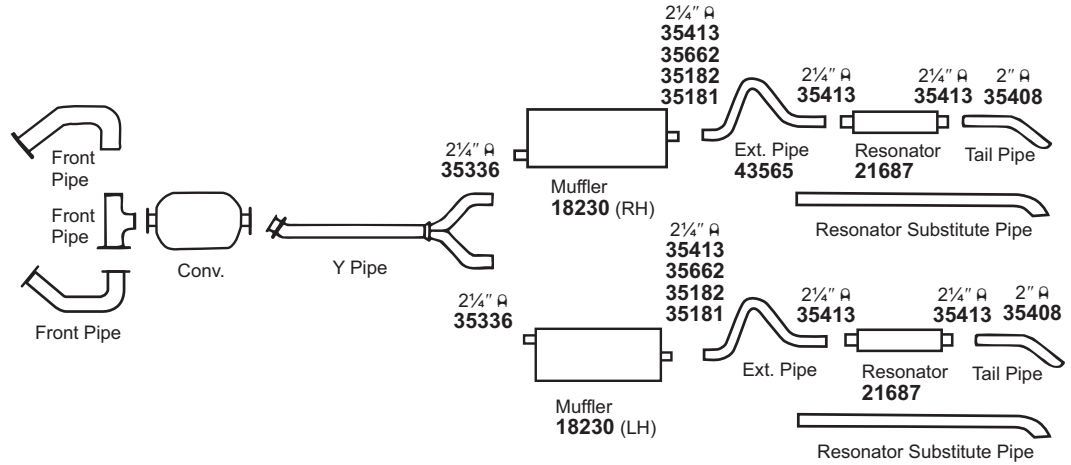
♦ If welded assembly, replace all required parts.  
 # Modifications and/or additional parts required.  
**582** 37 Fits All Emissions Vehicles.

523 Requires Bracket.  
 542 Requires 35568 Bracket.



# OLDSMOBILE Toronado

(11680) 1976-75 8 CYL. TORONADO w/7.5L (455 C.I.D.) ENG.

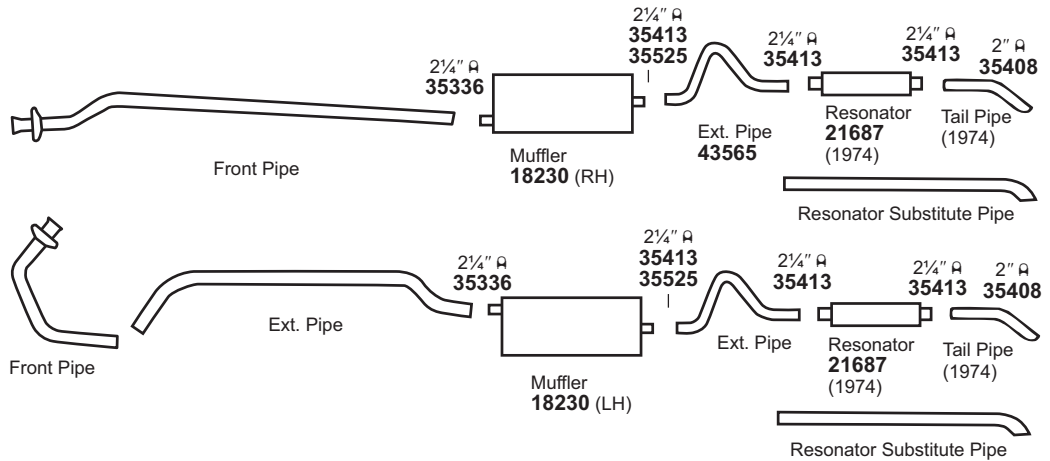


For 18230: Tru-Fit 18113  
For 21687: Univ. SoundFX 17812#

Univ. SoundFX 17808

Super Turbo 17747#

(11681) 1974-73 8 CYL. TORONADO w/7.5L (455 C.I.D.) ENG.



For 18230: Tru-Fit 18113  
For 21687: Univ. SoundFX 17812#

Univ. SoundFX 17808

Super Turbo 17747#

35181 Brkt.	35182 Brkt.	35525 Hngr.	35662 Brkt.																

NOT LEGAL FOR SALE IN STATE OF CALIFORNIA  
IN NEW YORK STATE, CONVERTERS LISTED ARE LEGAL FOR FEDERAL/EPA EMISSION VEHICLES ONLY

# Modifications and/or additional parts required.

GENERAL INFORMATION

PASSENGER CAR

LIGHT TRUCK

MUFFLER SPECS.

OPTIONAL MUFFLERS

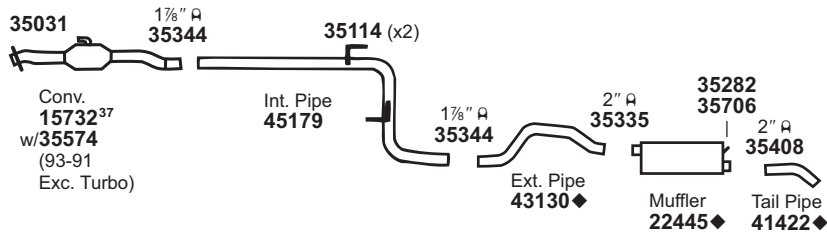
CONVERTER SPECS.

ACCESSORIES

FOOTNOTES

# PLYMOUTH Acclaim

(11682) 1995-91 4 CYL. ACCLAIM w/2.5L ENG.

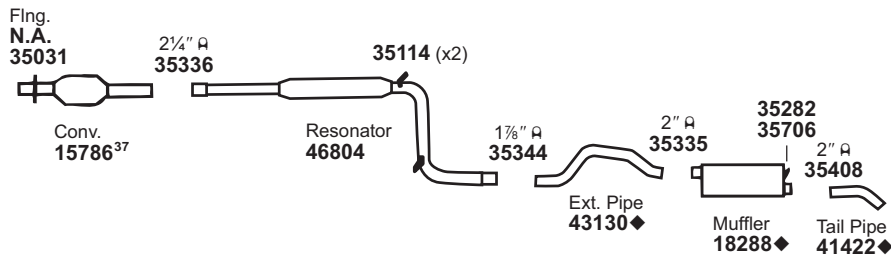


For 15732: Univ. Conv. 15031#  
 For 22445: SoundFX 18285  
 Super Turbo 17742#

Tru-Fit 18169

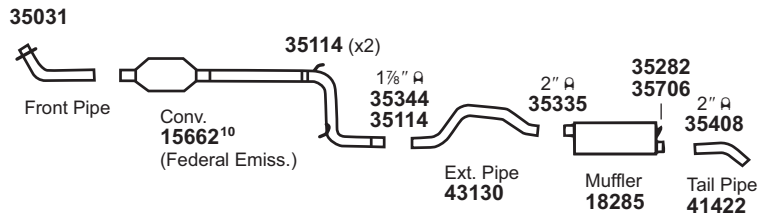
Univ. SoundFX 17198

(11683) 1995-92 6 CYL. ACCLAIM w/3.0L ENG.



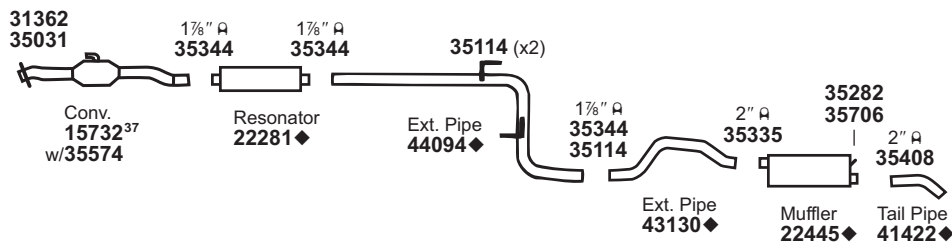
For 15786: Univ. Conv. 15037#

(11684) 1991-89 6 CYL. ACCLAIM w/3.0L ENG.



For 15662: Univ. Conv. 15038#  
 For 18285: Univ. SoundFX 17198

(11685) 1990-89 4 CYL. ACCLAIM w/2.5L ENG. (EXC. TURBO)



For 15732: Univ. Conv. 15031#  
 For 22281: Univ. SoundFX 17823#  
 For 22445: SoundFX 18285  
 Super Turbo 17742#

Tru-Fit 18169

Univ. SoundFX 17198

31362 Gskt.	35031 Stud Kit	35114 Insl.	35282 Bolt	35706 Insl.															

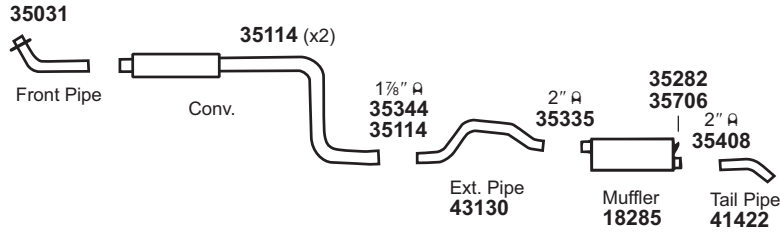
NOT LEGAL FOR SALE IN STATE OF CALIFORNIA  
 IN NEW YORK STATE, CONVERTERS LISTED ARE LEGAL FOR FEDERAL/EPA EMISSION VEHICLES ONLY

584 ♦ If welded assembly, replace all required parts.  
 # Modifications and/or additional parts required.

10 Fits Federal/EPA Emission Vehicles.  
 37 Fits All Emissions Vehicles.

# PLYMOUTH Acclaim

(11686) 1990-89 4 CYL. ACCLAIM w/2.5L TURBO ENG.

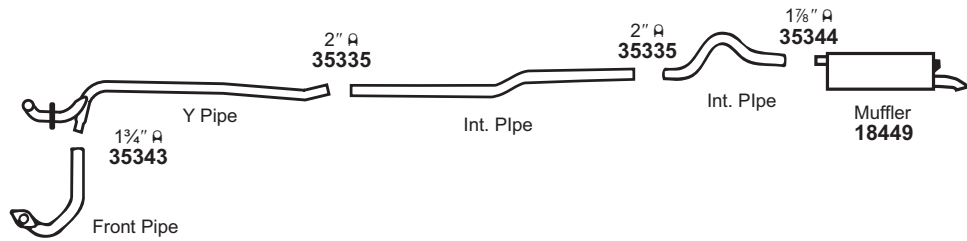


For 18285: Univ. SoundFX 17198

GENERAL INFORMATION  
PASSENGER CAR

# PLYMOUTH Barracuda

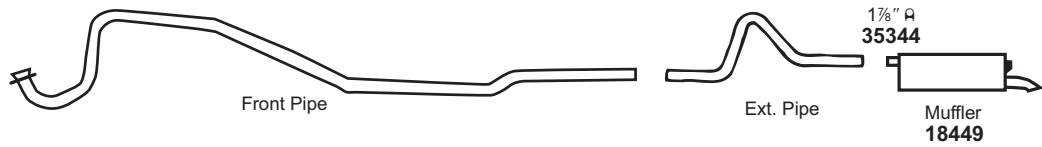
(11687) 1974-70 8 CYL. BARRACUDA, CUDA w/5.2L (318 C.I.D.) ENG.



For 18449: Tru-Fit 18179 Univ. SoundFX 17856#

LIGHT TRUCK  
MUFFLER SPECS.

(11688) 1971-70 6 CYL. BARRACUDA

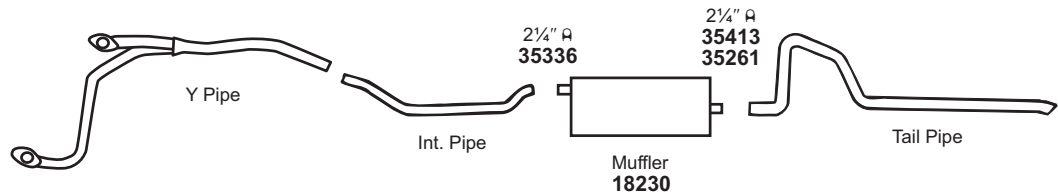


For 18449: Tru-Fit 18179 Univ. SoundFX 17856#

OPTIONAL MUFFLERS  
CONVERTER SPECS.

# PLYMOUTH Belvedere

(11689) 1970-69 8 CYL. BELVEDERE w/6.3L (383 C.I.D.) ENG., 2BBL



For 18230: Tru-Fit 18113 Univ. SoundFX 17808 Super Turbo 17747#

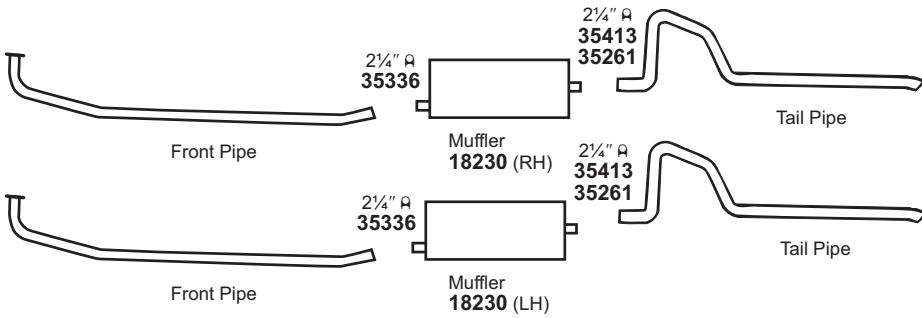
ACCESSORIES  
FOOTNOTES

35031 Stud Kit	35114 Insl.	35261 Insl.	35282 Bolt	35706 Insl.									

NOT LEGAL FOR SALE IN STATE OF CALIFORNIA  
IN NEW YORK STATE, CONVERTERS LISTED ARE LEGAL FOR FEDERAL/EPA EMISSION VEHICLES ONLY

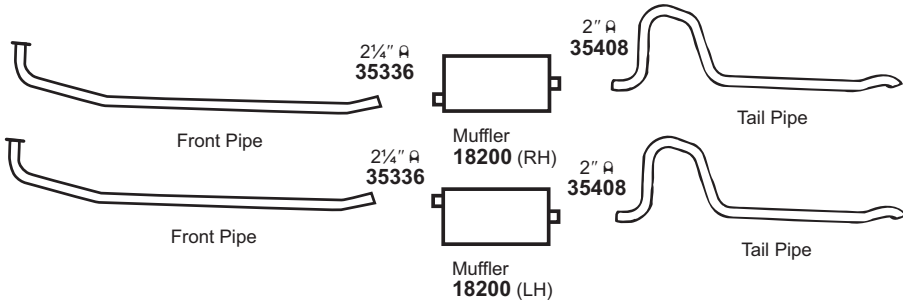
# PLYMOUTH Belvedere

(11690)	1970-69	8 CYL.	BELVEDERE w/6.3L (383 C.I.D.) ENG., 4BBL, 7.2L ENG., DUAL EXHAUST
	1968	8 CYL.	BELVEDERE w/6.3L (383 C.I.D.) ENG., DUAL EXHAUST



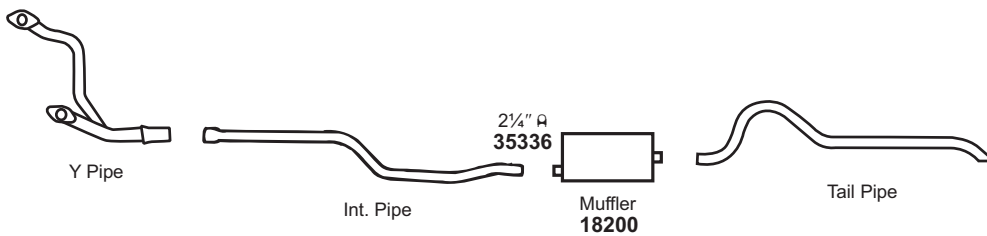
For 18230: Tru-Fit 18113      Univ. SoundFX 17808      Super Turbo 17747#

(11691)	1961-60	8 CYL.	RP2-M BELVEDERE w/HIGH PERFORMANCE, RAM MANIFOLD ENG., DUAL EXHAUST
---------	---------	--------	---



For 18200: Tru-Fit 18111<sup>61</sup>      Univ. SoundFX 17869      Super Turbo 17747#

(11692)	1961	8 CYL.	RP2-M BELVEDERE, SINGLE EXHAUST
---------	------	--------	---------------------------------



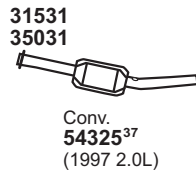
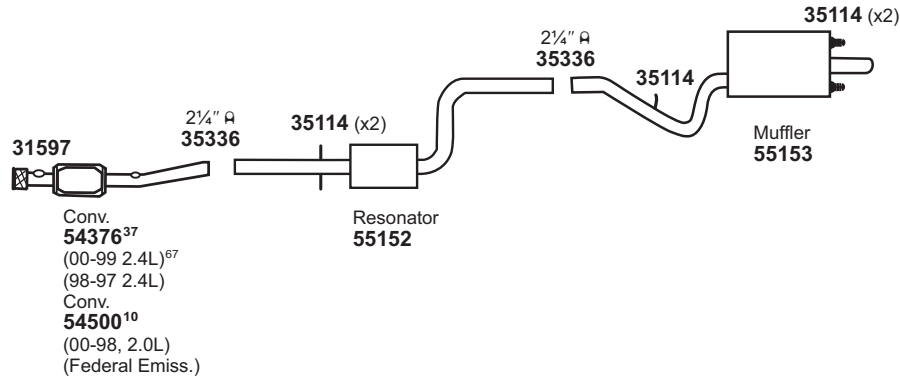
For 18200: Tru-Fit 18111<sup>61</sup>      Univ. SoundFX 17869      Super Turbo 17747#

35261 Insl.																			
----------------	--	--	--	--	--	--	--	--	--	--	--	--	--	--	--	--	--	--	--

NOT LEGAL FOR SALE IN STATE OF CALIFORNIA  
 IN NEW YORK STATE, CONVERTERS LISTED ARE LEGAL FOR FEDERAL/EPA EMISSION VEHICLES ONLY

# PLYMOUTH Breeze

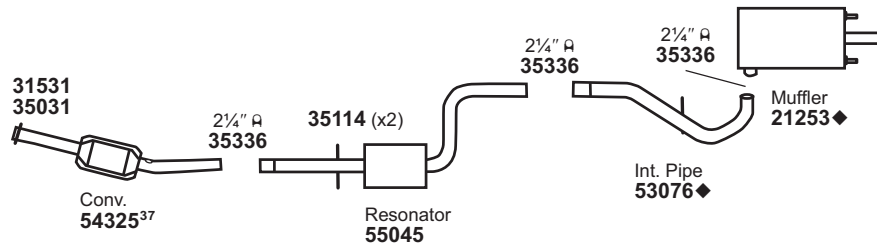
(11693) 2000-97 4 CYL. BREEZE w/2.0L ENG.  
 2000-97 4 CYL. BREEZE w/2.4L ENG. (AFTER 11-26-96)



For 54325: Univ. Conv. 93237#  
 For 54376: Univ. Conv. 93237#  
 For 54500: Univ. Conv. 93237#  
 For 55153: SoundFX 18891

Tru-Fit 18161#

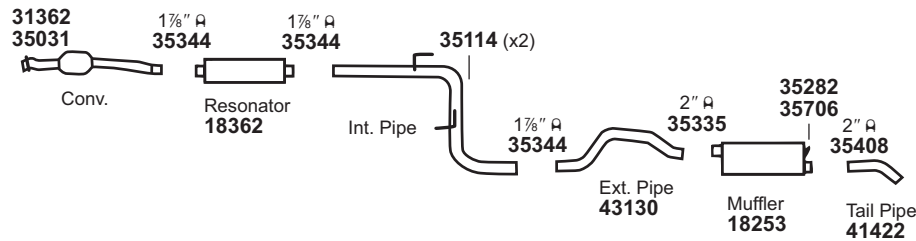
(11694) 1996 4 CYL. BREEZE w/2.0L ENG.



For 21253: SoundFX 18849  
 For 54325: Univ. Conv. 93237#

# PLYMOUTH Caravelle

(11695) 1988-87 4 CYL. CARAVELLE w/2.2L (EXC. TURBO.), 2.5L ENG.



For 18253: Tru-Fit 18169  
 For 18362: Univ. SoundFX 17823#

Univ. SoundFX 17848

31362 Gskt.	31531 Gskt.	31597 Gskt.	35031 Stud Kit	35114 Insl.	35282 Bolt	35706 Insl.									

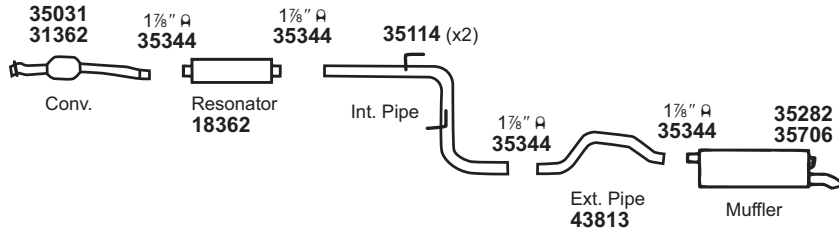
NOT LEGAL FOR SALE IN STATE OF CALIFORNIA  
 IN NEW YORK STATE, CONVERTERS LISTED ARE LEGAL FOR FEDERAL/EPA EMISSION VEHICLES ONLY

◆ If welded assembly, replace all required parts.  
 # Modifications and/or additional parts required.  
 10 Fits Federal/EPA Emission Vehicles.

37 Fits All Emissions Vehicles.  
 67 Use Oxygen Sensor Plug 35299 at inlet end O2 Port if not required.

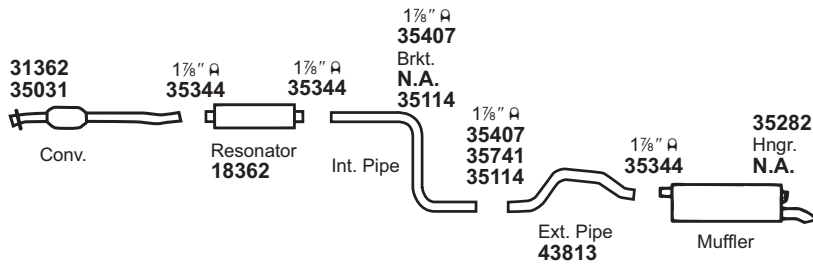
# PLYMOUTH Caravelle

(11696) 1986 4 CYL. CARAVELLE w/2.2L ENG., 2.5L ENG. (EXC. TURBO)



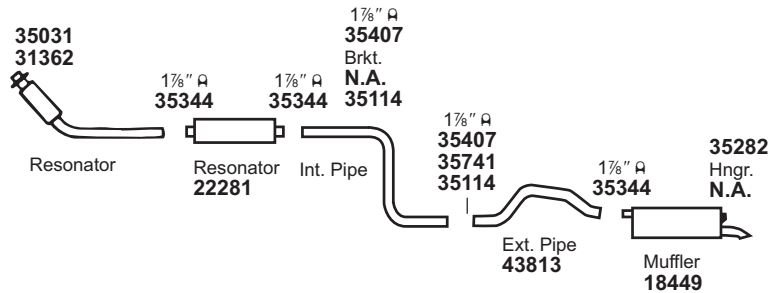
For 18362: Univ. SoundFX 17823#

(11697) 1985 4 CYL. CARAVELLE w/2.2L ENG. (EXC. TURBO.), 2.6L ENG.



For 18362: Univ. SoundFX 17823#

(11698) 1984-83 4 CYL. CANADA CARAVELLE w/2.2L, 2.6L ENG.



For 18449: Tru-Fit 18179

For 22281: Univ. SoundFX 17823#

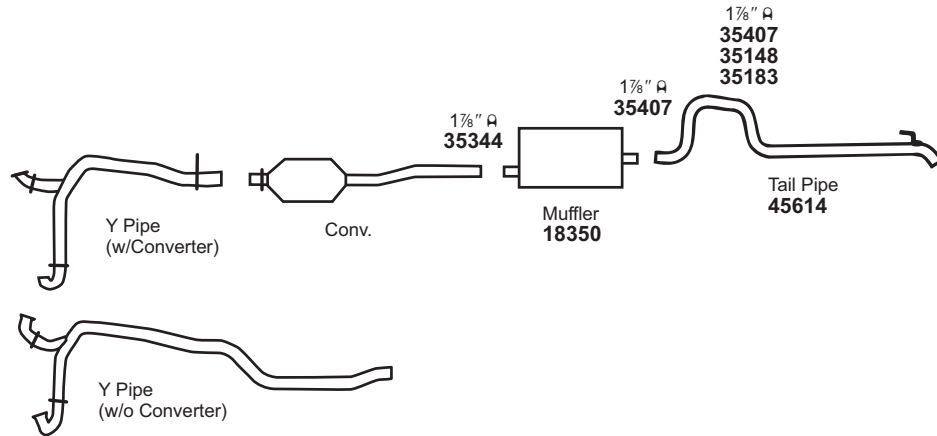
Univ. SoundFX 17856#

31362 Gskt.	35031 Stud Kit	35114 Insl.	35282 Bolt	35706 Insl.	35741 Brkt.								

NOT LEGAL FOR SALE IN STATE OF CALIFORNIA  
IN NEW YORK STATE, CONVERTERS LISTED ARE LEGAL FOR FEDERAL/EPA EMISSION VEHICLES ONLY

# PLYMOUTH Caravelle

(11699) 1983-79 8 CYL. CARAVELLE w/5.2L ENG.  
1979 8 CYL. CARAVELLE w/5.9L ENG.



For 18350: Tru-Fit 18178      Univ. SoundFX 17817#      Super Turbo 17763<sup>576</sup>

GENERAL INFORMATION

PASSENGER CAR

LIGHT TRUCK

MUFFLER SPECS.

OPTIONAL MUFFLERS

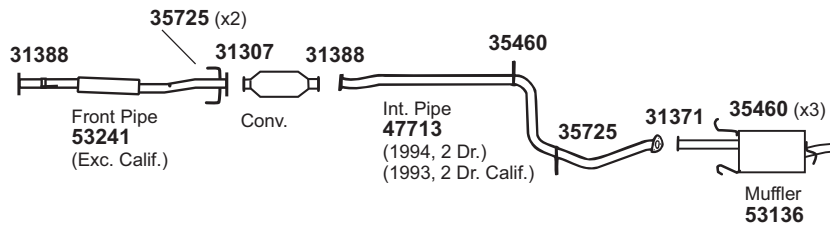
CONVERTER SPECS.

ACCESSORIES

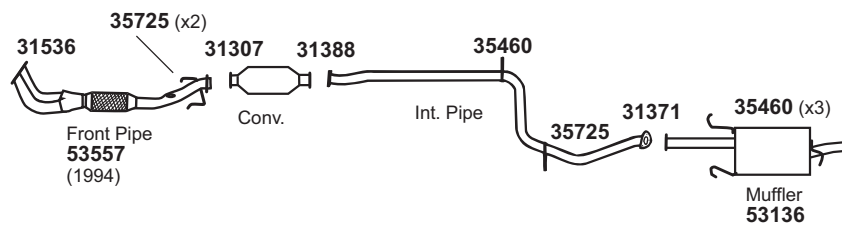
FOOTNOTES

# PLYMOUTH Colt-Vista

(11700) 1994-93 4 CYL. COLT w/1.5L ENG.



(11701) 1994-93 4 CYL. COLT w/1.8L ENG. (EXC. VISTA STATION WAGON)



31307 Gskt.	31371 Gskt.	31388 Gskt.	31536 Gskt.	35148 Brkt.	35183 Insl.	35460 Insl.	35725 Insl.											

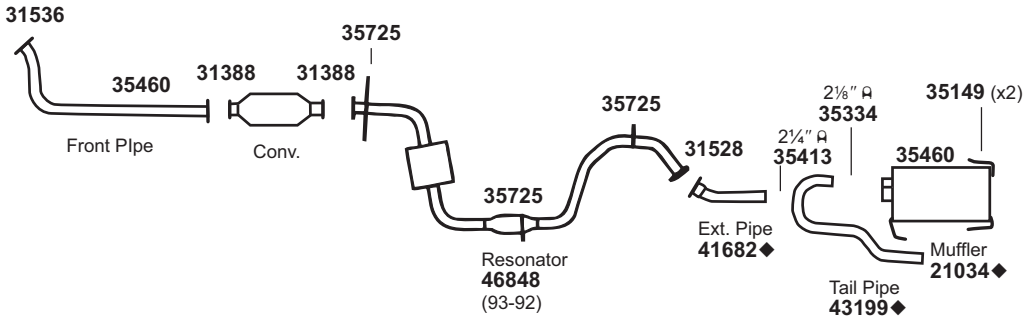
NOT LEGAL FOR SALE IN STATE OF CALIFORNIA  
IN NEW YORK STATE, CONVERTERS LISTED ARE LEGAL FOR FEDERAL/EPA EMISSION VEHICLES ONLY

# Modifications and/or additional parts required.

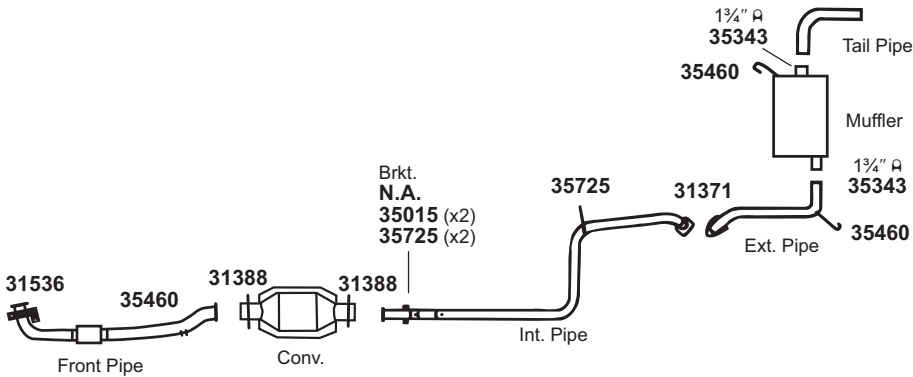
576 For installation instructions and additional parts required, see the Cross Reference Chart in the Master Catalog.

# PLYMOUTH Colt-Vista

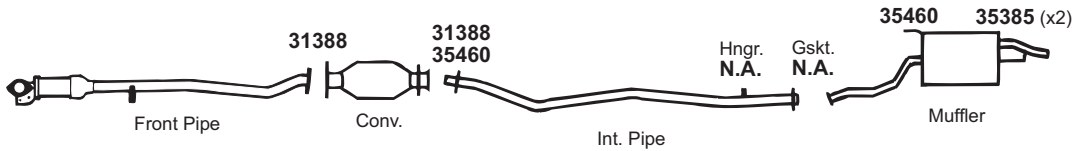
(11702) 1994-92 4 CYL. VISTA STATION WAGON w/1.8L ENG., F.W.D.  
 1992 4 CYL. VISTA STATION WAGON w/2.4L ENG., F.W.D.



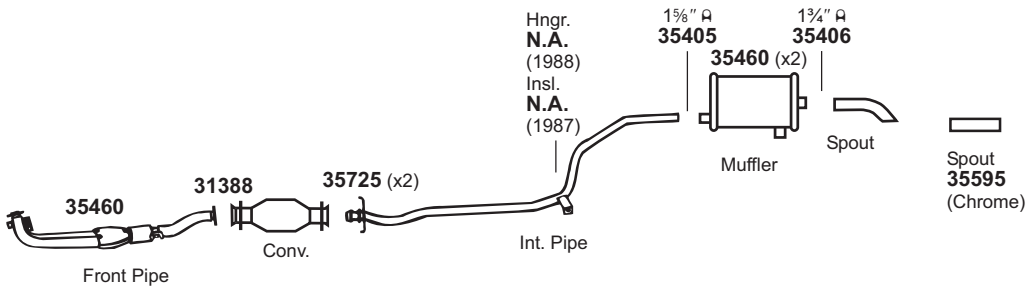
(11703) 1992-89 4 CYL. COLT w/1.5L ENG. (EXC. VISTA STATION WAGON)



(11704) 1991-87 4 CYL. VISTA STATION WAGON w/2.0L ENG., 4 W.D. (AFTER 12-86)



(11705) 1988-87 4 CYL. COLT w/1.5L ENG. (EXC. VISTA STATION WAGON)



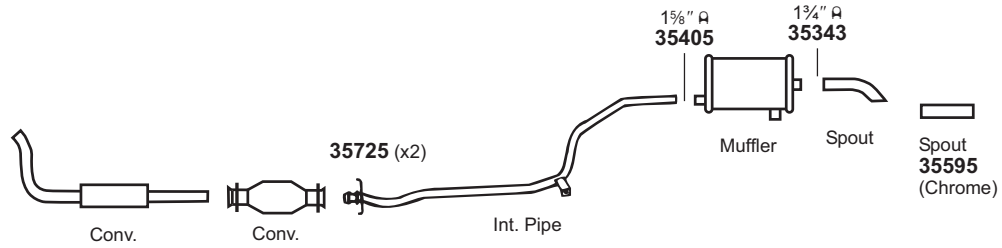
31371 Gskt.	31388 Gskt.	31528 Gskt.	31536 Gskt.	35015 Insl.	35149 Insl.	35385 O-Ring	35460 Insl.	35725 Insl.						

NOT LEGAL FOR SALE IN STATE OF CALIFORNIA  
 IN NEW YORK STATE, CONVERTERS LISTED ARE LEGAL FOR FEDERAL/EPA EMISSION VEHICLES ONLY

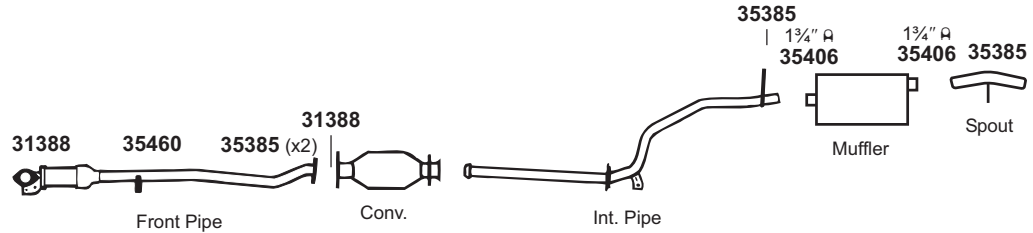


# PLYMOUTH Colt-Vista

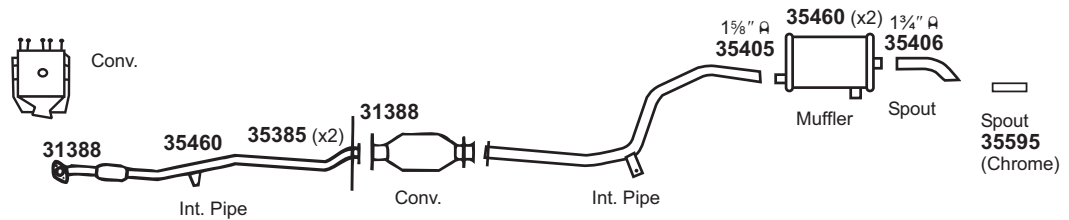
(11706) 1988-87 4 CYL. COLT w/1.6L TURBO ENG. (EXC. VISTA STATION WAGON)



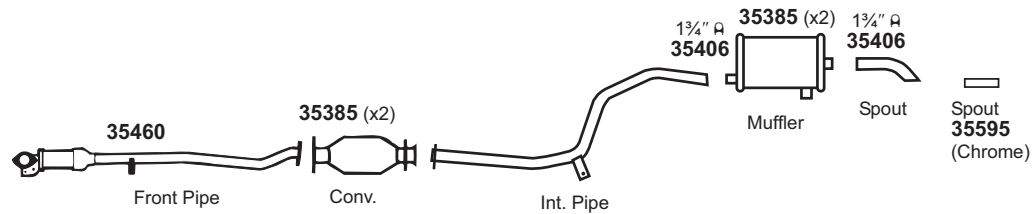
(11707) 1987-84 4 CYL. VISTA STATION WAGON w/2.0L ENG., (EXC. 4 W.D.) (BEFORE 12-86)



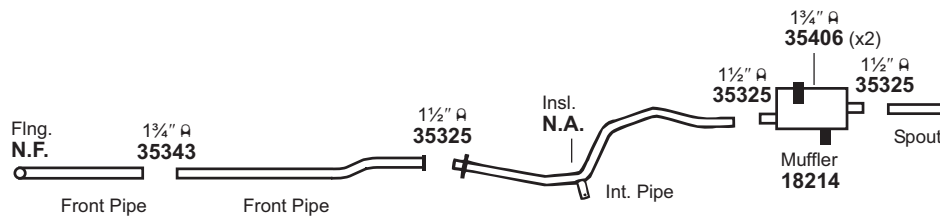
(11708) 1986-85 4 CYL. COLT w/1.5L ENG. (EXC. VISTA STATION WAGON)



(11709) 1986-85 4 CYL. COLT w/1.6L TURBO ENG. (EXC. VISTA STATION WAGON)



(11710) 1984-80 4 CYL. COLT 4 DR. MODELS w/1400cc, 1600cc ENG. (EXC. TURBO)



31388 Gskt.	35385 O-Ring	35460 Insl.	35725 Insl.										

NOT LEGAL FOR SALE IN STATE OF CALIFORNIA  
IN NEW YORK STATE, CONVERTERS LISTED ARE LEGAL FOR FEDERAL/EPA EMISSION VEHICLES ONLY

GENERAL INFORMATION

PASSENGER CAR

LIGHT TRUCK

MUFFLER SPECS.

OPTIONAL MUFFLERS

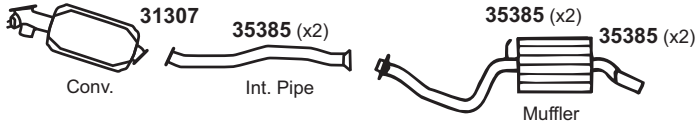
CONVERTER SPECS.

ACCESSORIES

FOOTNOTES

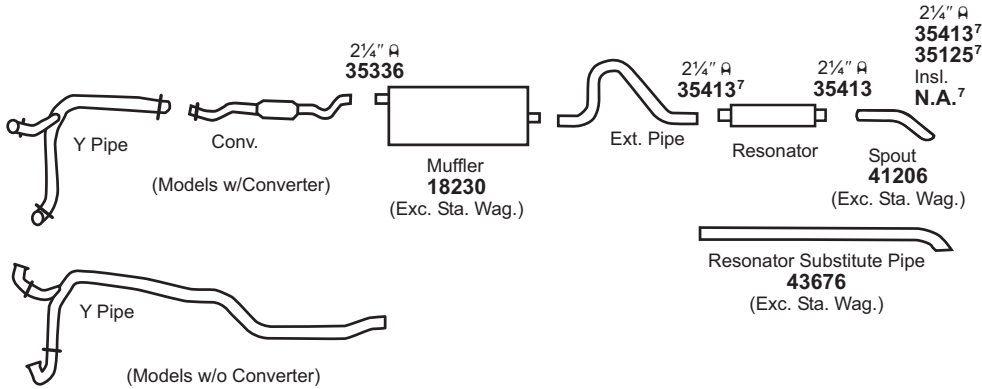
# PLYMOUTH Conquest

(11711) 1986-84 4 CYL. CONQUEST w/2600cc (2.6L) TURBO ENG.



# PLYMOUTH Fury

(11712) 1978-77 8 CYL. FURY, FURY SALON, FURY SPORT w/5.2L (318 C.I.D.), 5.9L (360 C.I.D.), 6.6L (400 C.I.D.) ENG., SINGLE EXHAUST  
1976-75 8 CYL. FURY, FURY CUSTOM, FURY SPORT w/5.2L (318 C.I.D.), 5.9L (360 C.I.D.), 6.6L (400 C.I.D.) ENG., SINGLE EXHAUST

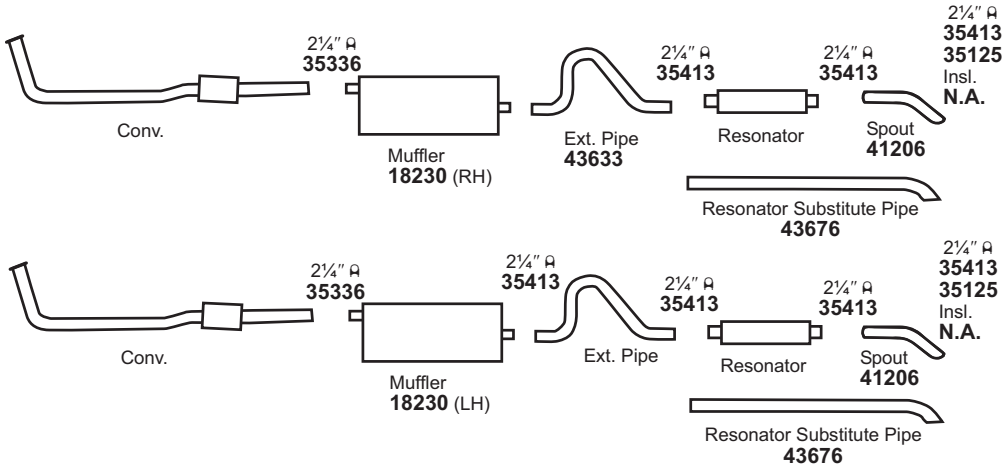


For 18230: Tru-Fit 18113

Univ. SoundFX 17808

Super Turbo 17747#

(11713) 1978-75 8 CYL. FURY w/5.9L (360 C.I.D.), 6.6L (400 C.I.D.), 7.2L (440 C.I.D.) ENG., DUAL EXHAUST



For 18230: Tru-Fit 18113

Univ. SoundFX 17808

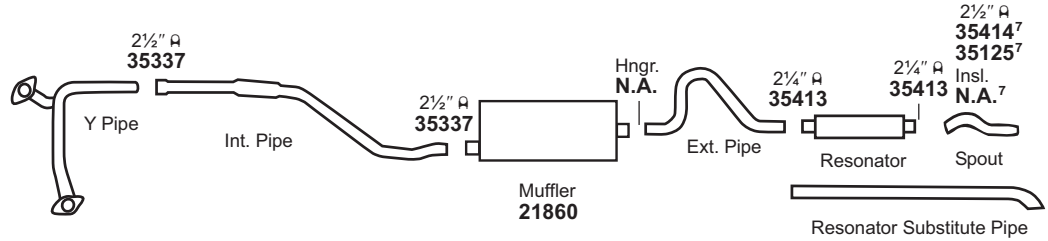
Super Turbo 17747#

31307 Gskt.	35125 Brkt.	35385 O-Ring										

NOT LEGAL FOR SALE IN STATE OF CALIFORNIA  
IN NEW YORK STATE, CONVERTERS LISTED ARE LEGAL FOR FEDERAL/EPA EMISSION VEHICLES ONLY

# PLYMOUTH Fury

(11714) 1977-75 8 CYL. CANADA GRAN FURY, BROUGHAM, CUSTOM STATION WAGON w/7.2L (440 C.I.D.) ENG., w/o CONVERTER

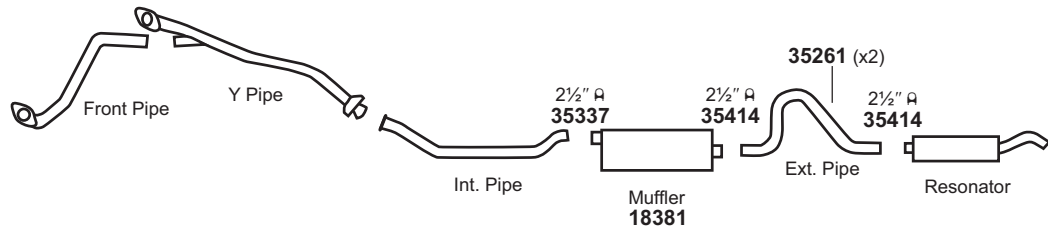


For 21860: SoundFX 18340 Super Turbo 17748#      Tru-Fit 18109 Ultra Flo SS 17289#      Univ. SoundFX 17827#

GENERAL INFORMATION

PASSENGER CAR

(11715) 1974 8 CYL. FURY, SUBURBAN w/7.2L (440 C.I.D.) ENG.  
1973-72 8 CYL. FURY, SUBURBAN w/6.6L (400 C.I.D.) ENG., 4BBL

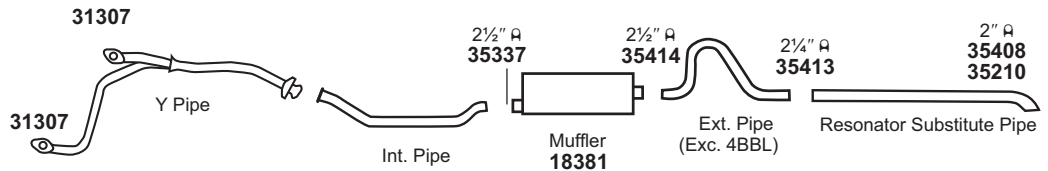


For 18381: Tru-Fit 18112<sup>506</sup> Ultra Flo SS 17289#      Univ. SoundFX 17827#      Super Turbo 17748#

LIGHT TRUCK

MUFFLER SPECS.

(11716) 1973-71 8 CYL. FURY, SUBURBAN w/6.3L (383 C.I.D.), 7.2L (440 C.I.D.) ENG.

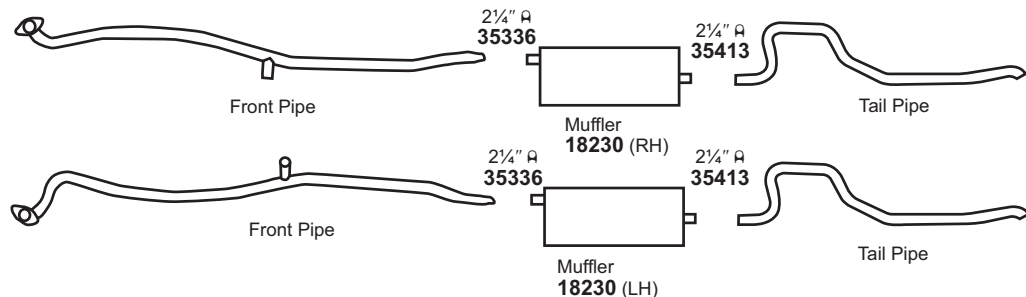


For 18381: Tru-Fit 18112<sup>506</sup> Ultra Flo SS 17289#      Univ. SoundFX 17827#      Super Turbo 17748#

OPTIONAL MUFFLERS

CONVERTER SPECS.

(11717) 1972 8 CYL. FURY w/7.2L (455 C.I.D.) ENG., 4BBL



For 18230: Tru-Fit 18113      Univ. SoundFX 17808      Super Turbo 17747#

ACCESSORIES

FOOTNOTES

31307 Gskt.	35125 Brkt.	35210 Hngr.	35261 Insl.																

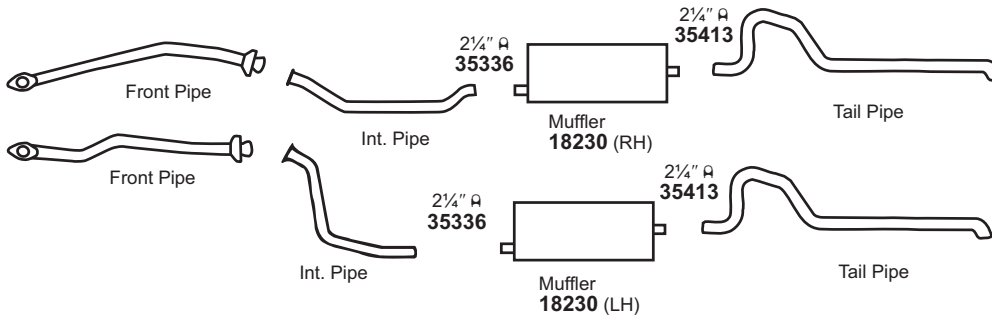
NOT LEGAL FOR SALE IN STATE OF CALIFORNIA  
IN NEW YORK STATE, CONVERTERS LISTED ARE LEGAL FOR FEDERAL/EPA EMISSION VEHICLES ONLY

# Modifications and/or additional parts required.  
7 Exc. Station Wagon.

506 Requires 41962 Bushing & (1) Extra 35413 (2 1/4 inch) Clamp.

# PLYMOUTH Fury

(11718) 1969 8 CYL. FURY, VIP w/7.2L (440 C.I.D.) HIGH PERFORMANCE ENG. (EXC. STATION WAGON)

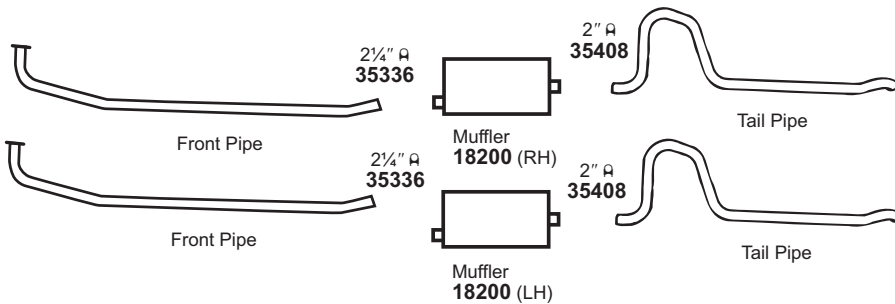


For 18230: Tru-Fit 18113

Univ. SoundFX 17808

Super Turbo 17747#

(11719) 1961-60 8 CYL. RP2-H FURY w/HIGH PERFORMANCE, RAM MANIFOLD ENG.

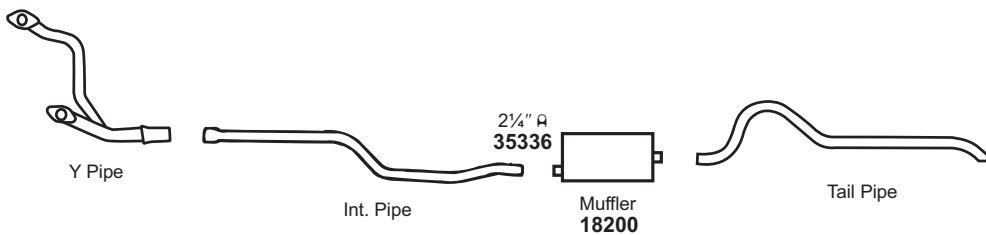


For 18200: Tru-Fit 18111<sup>61</sup>

Univ. SoundFX 17869

Super Turbo 17747#

(11720) 1961 8 CYL. FURY



For 18200: Tru-Fit 18111<sup>61</sup>

Univ. SoundFX 17869

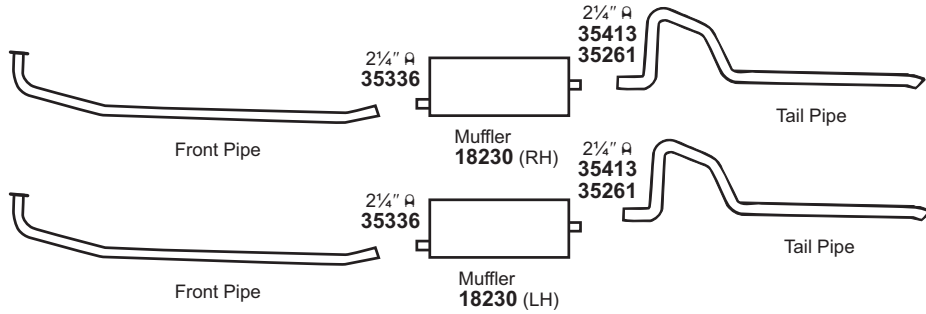
Super Turbo 17747#

NOT LEGAL FOR SALE IN STATE OF CALIFORNIA  
IN NEW YORK STATE, CONVERTERS LISTED ARE LEGAL FOR FEDERAL/EPA EMISSION VEHICLES ONLY



# PLYMOUTH GTX

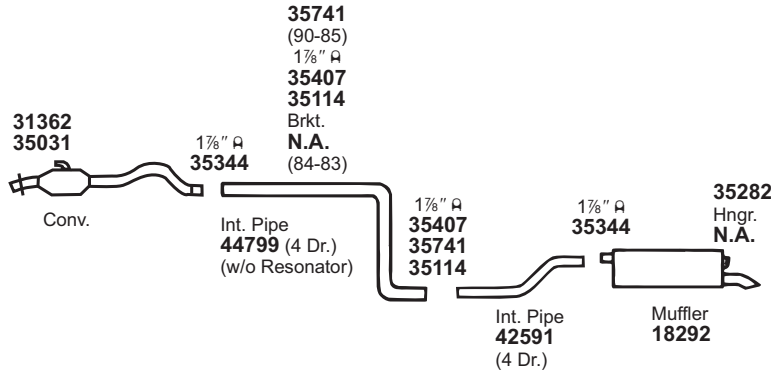
(11724)	1970-69	8 CYL.	GTX w/6.3L (383 C.I.D.) ENG., 4BBL
	1970	8 CYL.	GTX w/7.2L (440 C.I.D.) ENG.
	1969-67	8 CYL.	GTX w/7.0L HEMI, 7.2L ENG.



For 18230: Tru-Fit 18113      Univ. SoundFX 17808      Super Turbo 17747#

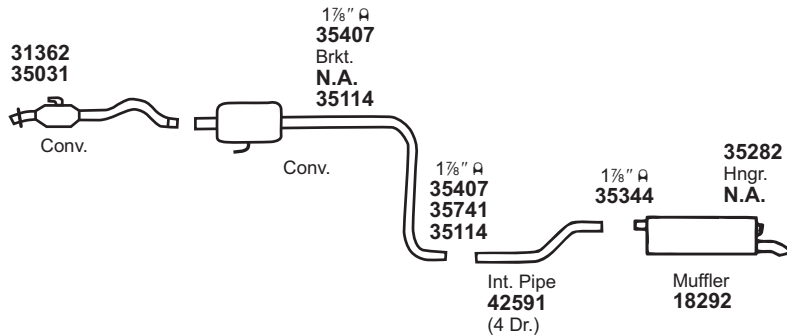
# PLYMOUTH Horizon-TC3-Turismo

(11725)	1990-84	4 CYL.	HORIZON-TURISMO w/1.6L, 2.2L ENG.
	1983	4 CYL.	HORIZON-TC3-TURISMO w/2.2L ENG.



For 18292: Tru-Fit 18179      Univ. SoundFX 17847      Super Turbo 17742#

(11726)	1983	4 CYL.	HORIZON-TC3-TURISMO w/1.6L ENG.
	1982-81	4 CYL.	HORIZON-TC3-TURISMO w/2.2L ENG.



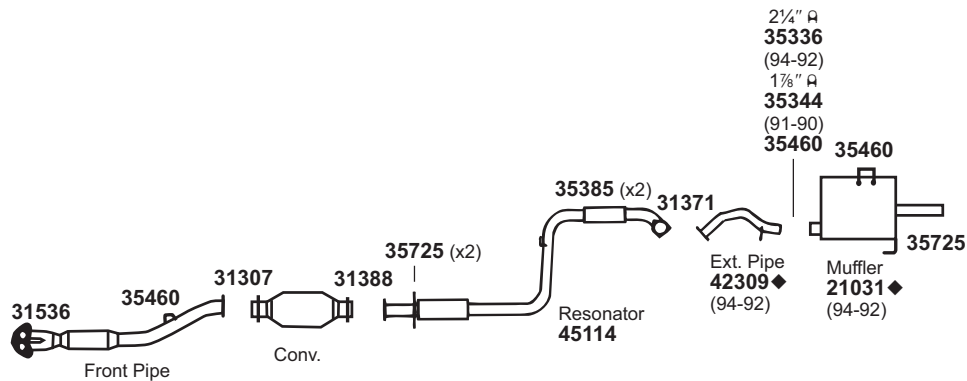
For 18292: Tru-Fit 18179      Univ. SoundFX 17847      Super Turbo 17742#

31362 Gskt.	35031 Stud Kit	35114 Insl.	35261 Insl.	35282 Bolt	35741 Brkt.								

NOT LEGAL FOR SALE IN STATE OF CALIFORNIA  
IN NEW YORK STATE, CONVERTERS LISTED ARE LEGAL FOR FEDERAL/EPA EMISSION VEHICLES ONLY

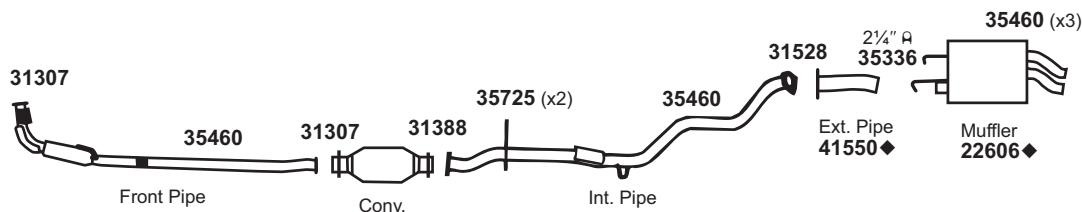
# PLYMOUTH Laser

(11727) 1994-90 4 CYL. LASER w/1.8L ENG.

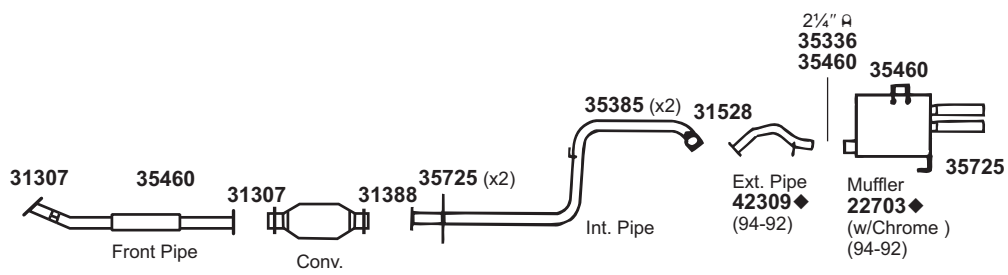


For 21031: Super Turbo 17731# Ultra Flo SS 17282#

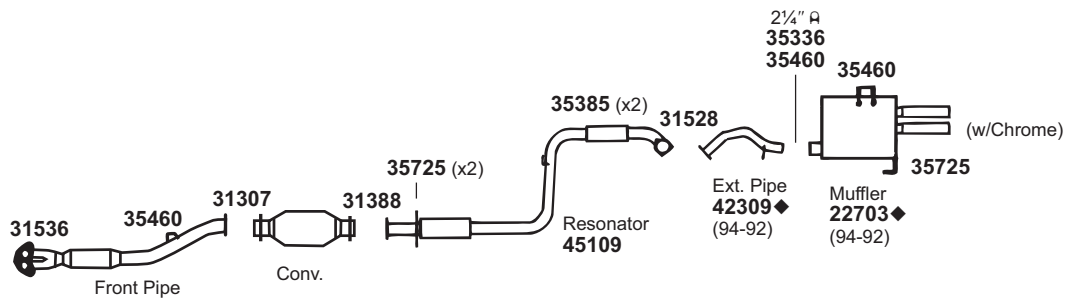
(11728) 1994-93 4 CYL. LASER w/2.0L TURBO ENG., A.W.D.



(11729) 1994-90 4 CYL. LASER w/2.0L ENG., TURBO (EXC. A.W.D.)



(11730) 1994-90 4 CYL. LASER w/2.0L ENG. (EXC. TURBO)



31307 Gskt.	31371 Gskt.	31388 Gskt.	31528 Gskt.	31536 Gskt.	35385 O-Ring	35460 Insl.	35725 Insl.							

NOT LEGAL FOR SALE IN STATE OF CALIFORNIA  
IN NEW YORK STATE, CONVERTERS LISTED ARE LEGAL FOR FEDERAL/EPA EMISSION VEHICLES ONLY

GENERAL INFORMATION

PASSENGER CAR

LIGHT TRUCK

MUFFLER SPECS.

OPTIONAL MUFFLERS

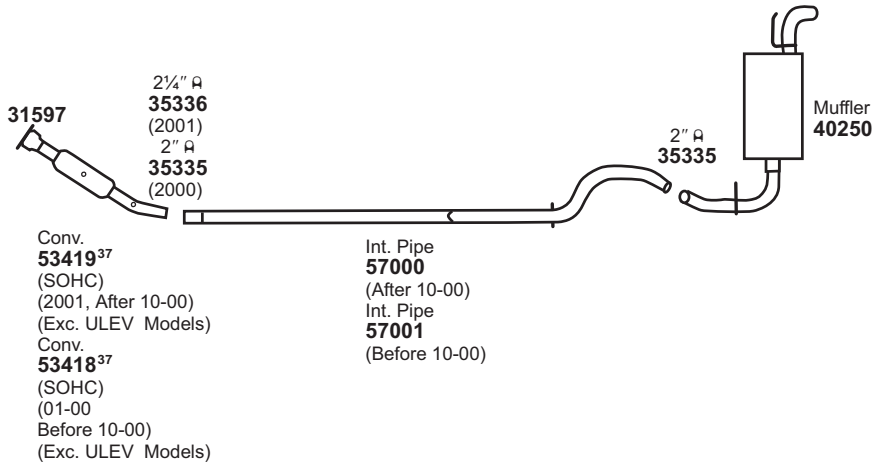
CONVERTER SPECS.

ACCESSORIES

FOOTNOTES

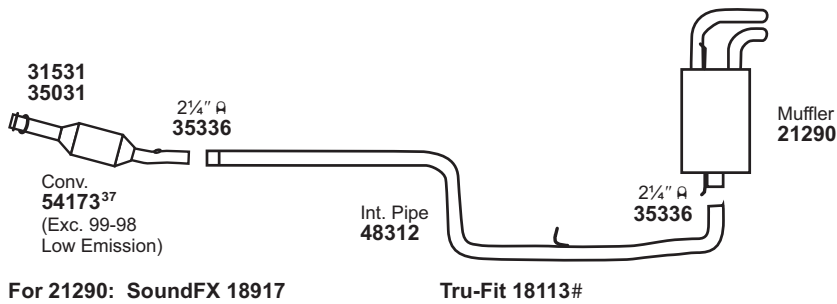
# PLYMOUTH Neon

(11731) 2001-00 4 CYL. NEON w/2.0L ENG.



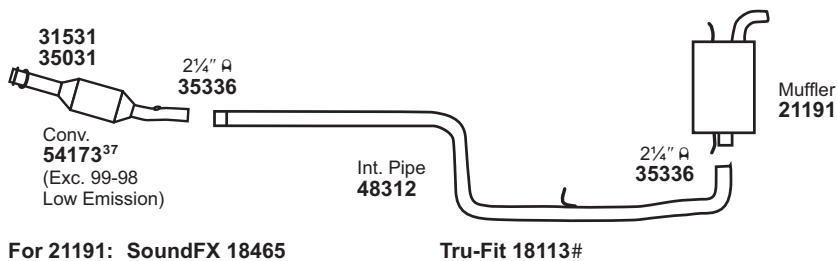
For 40250: SoundFX 18896  
For 53418: Univ. Conv. 93268#  
For 53419: Univ. Conv. 93268#

(11732) 1999-96 4 CYL. NEON w/2.0L ENG., DOHC



For 21290: SoundFX 18917  
For 54173: Univ. Conv. 93238#

(11733) 1999-96 4 CYL. NEON w/2.0L ENG., SOHC



For 21191: SoundFX 18465  
For 54173: Univ. Conv. 93238#

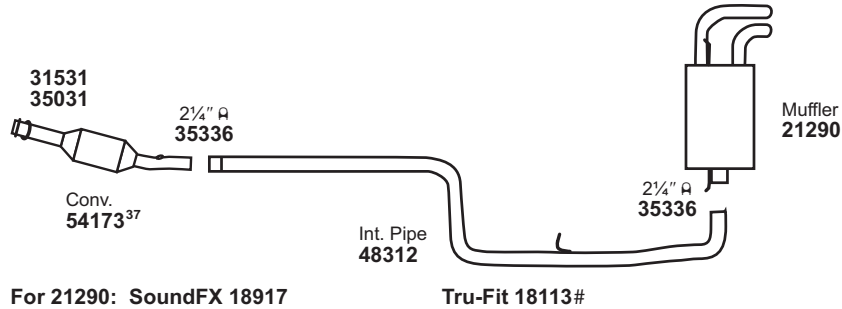
31531 Gskt.	31597 Gskt.	35031 Stud Kit											

NOT LEGAL FOR SALE IN STATE OF CALIFORNIA  
IN NEW YORK STATE, CONVERTERS LISTED ARE LEGAL FOR FEDERAL/EPA EMISSION VEHICLES ONLY



# PLYMOUTH Neon

(11734) 1995 4 CYL. NEON w/2.0L ENG., DOHC



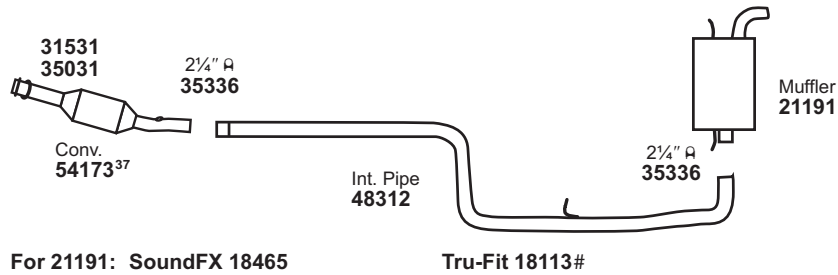
For 21290: SoundFX 18917  
For 54173: Univ. Conv. 93238#

GENERAL INFORMATION

PASSENGER CAR

LIGHT TRUCK

(11735) 1995 4 CYL. NEON w/2.0L ENG., SOHC



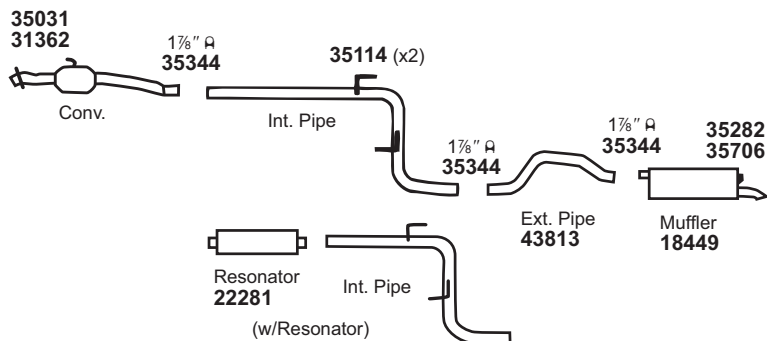
For 21191: SoundFX 18465  
For 54173: Univ. Conv. 93238#

MUFFLER SPECS.

OPTIONAL MUFFLERS

# PLYMOUTH Reliant

(11736) 1989 4 CYL. RELIANT w/2.5L ENG.  
1989-86 4 CYL. RELIANT w/2.2L ENG.



For 18449: Tru-Fit 18179  
For 22281: Univ. SoundFX 17823#

CONVERTER SPECS.

ACCESSORIES

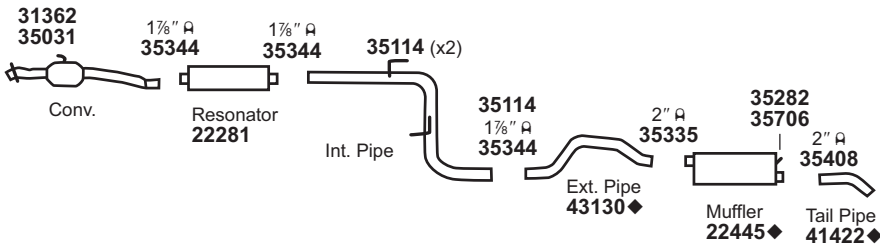
FOOTNOTES

31362 Gskt. 	31531 Gskt. 	35031 Stud Kit 	35114 Insl. 	35282 Bolt 	35706 Insl. 														
--------------------	--------------------	-----------------------	--------------------	-------------------	--------------------	--	--	--	--	--	--	--	--	--	--	--	--	--	--

NOT LEGAL FOR SALE IN STATE OF CALIFORNIA  
IN NEW YORK STATE, CONVERTERS LISTED ARE LEGAL FOR FEDERAL/EPA EMISSION VEHICLES ONLY

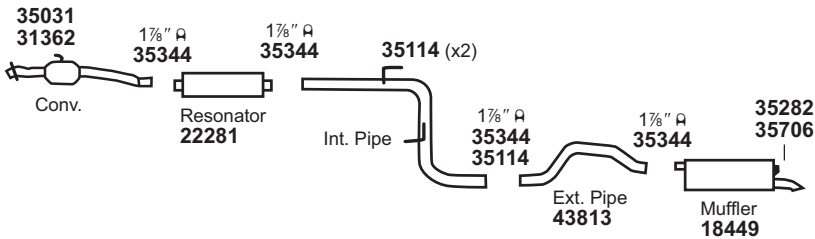
# PLYMOUTH Reliant

(11737) 1988-87 4 CYL. RELIANT w/2.5L ENG.



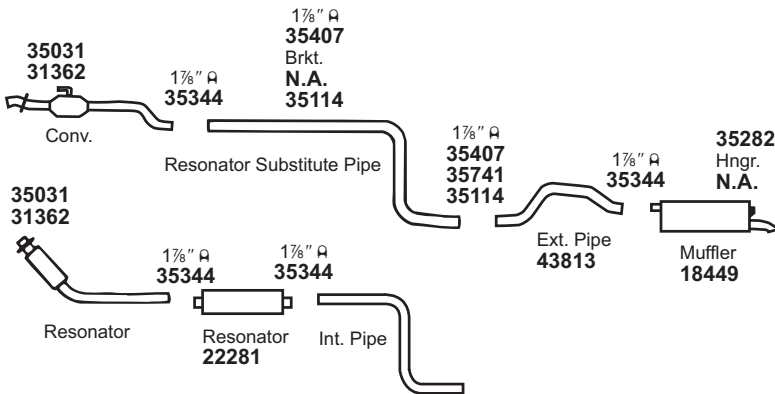
For 22281: Univ. SoundFX 17823#  
 For 22445: SoundFX 18285 Super Turbo 17742#  
 Tru-Fit 18169 Univ. SoundFX 17198

(11738) 1986 4 CYL. RELIANT w/2.5L ENG.



For 18449: Tru-Fit 18179 Univ. SoundFX 17856#  
 For 22281: Univ. SoundFX 17823#

(11739) 1985 4 CYL. RELIANT w/2.2L ENG., 2BBL



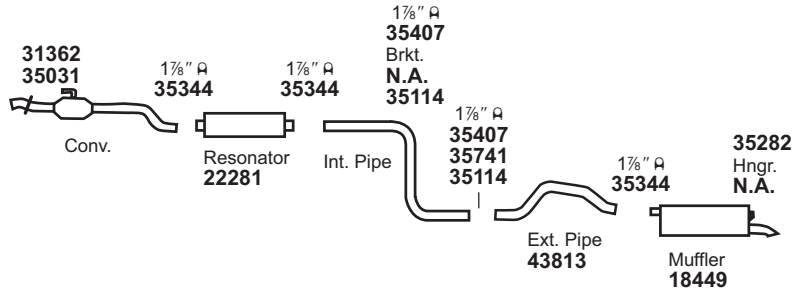
For 18449: Tru-Fit 18179 Univ. SoundFX 17856#  
 For 22281: Univ. SoundFX 17823#

31362 Gskt.	35031 Stud Kit	35114 Insl.	35282 Bolt	35706 Insl.	35741 Brkt.								
----------------	-------------------	----------------	---------------	----------------	----------------	--	--	--	--	--	--	--	--

NOT LEGAL FOR SALE IN STATE OF CALIFORNIA  
 IN NEW YORK STATE, CONVERTERS LISTED ARE LEGAL FOR FEDERAL/EPA EMISSION VEHICLES ONLY

# PLYMOUTH Reliant

(11740) 1985-83 4 CYL. RELIANT w/2.2L EFI, 2.6L ENG.



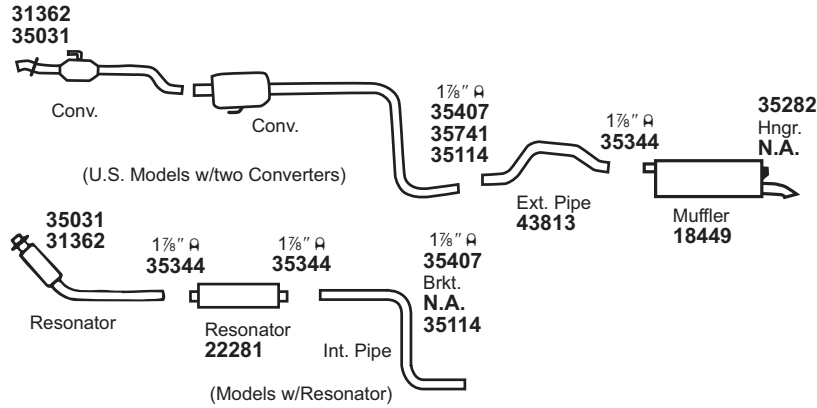
For 18449: Tru-Fit 18179 Univ. SoundFX 17856#  
 For 22281: Univ. SoundFX 17823#

GENERAL INFORMATION

PASSENGER CAR

LIGHT TRUCK

(11741) 1982-81 4 CYL. RELIANT w/2.2L ENG.



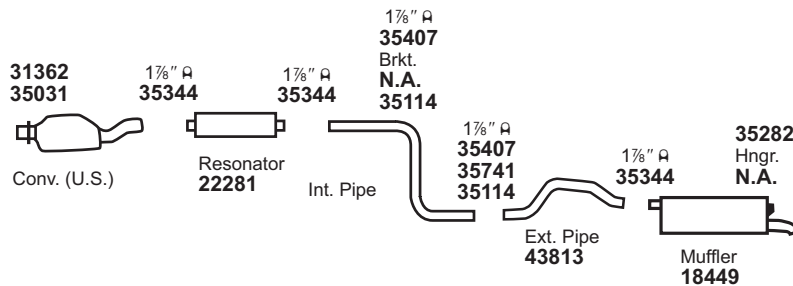
For 18449: Tru-Fit 18179 Univ. SoundFX 17856#  
 For 22281: Univ. SoundFX 17823#

MUFFLER SPECS.

OPTIONAL MUFFLERS

CONVERTER SPECS.

(11742) 1982-81 4 CYL. RELIANT w/2.6L ENG.



For 18449: Tru-Fit 18179 Univ. SoundFX 17856#  
 For 22281: Univ. SoundFX 17823#

ACCESSORIES

FOOTNOTES

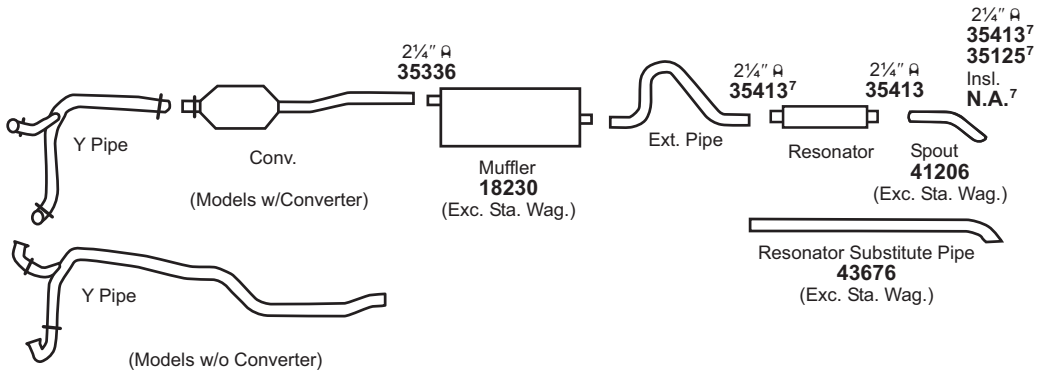
31362 Gskt.	35031 Stud Kit	35114 Insl.	35282 Bolt	35741 Brkt.									

NOT LEGAL FOR SALE IN STATE OF CALIFORNIA  
 IN NEW YORK STATE, CONVERTERS LISTED ARE LEGAL FOR FEDERAL/EPA EMISSION VEHICLES ONLY

# Modifications and/or additional parts required.

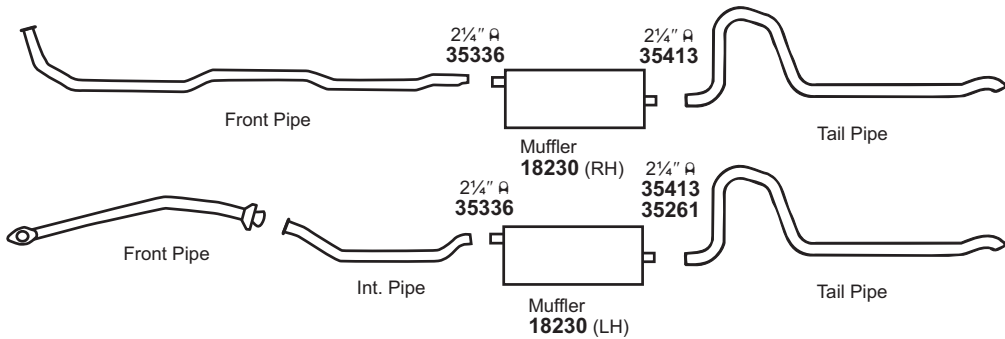
# PLYMOUTH Road Runner

(11743) 1976-75 8 CYL. ROAD RUNNER w/5.2L (318 C.I.D.), 5.9L (360 C.I.D.), 6.6L (400 C.I.D.) ENG.



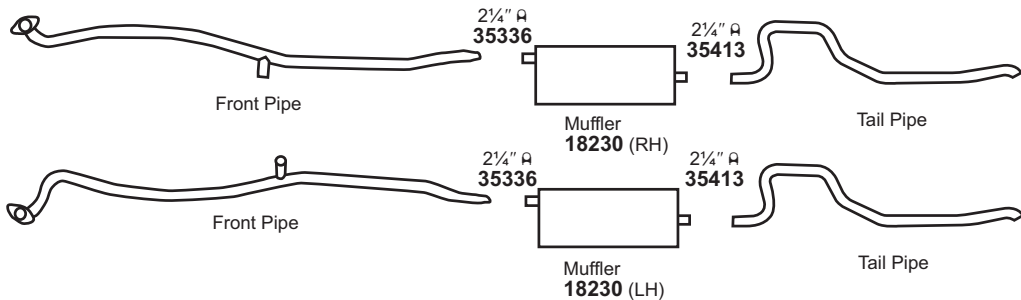
For 18230: Tru-Fit 18113      Univ. SoundFX 17808      Super Turbo 17747#

(11744) 1974-73 8 CYL. ROAD RUNNER w/5.2L (318 C.I.D.), 5.6L (340 C.I.D.), 5.9L (360 C.I.D.), 6.6L (400 C.I.D.) ENG. (EXC. STATION WAGON)





For 18230: Tru-Fit 18113      Univ. SoundFX 17808      Super Turbo 17747#

(11745) 1972-71 8 CYL. ROAD RUNNER w/5.6L (340 C.I.D.), 7.2L (440 C.I.D.) ENG.



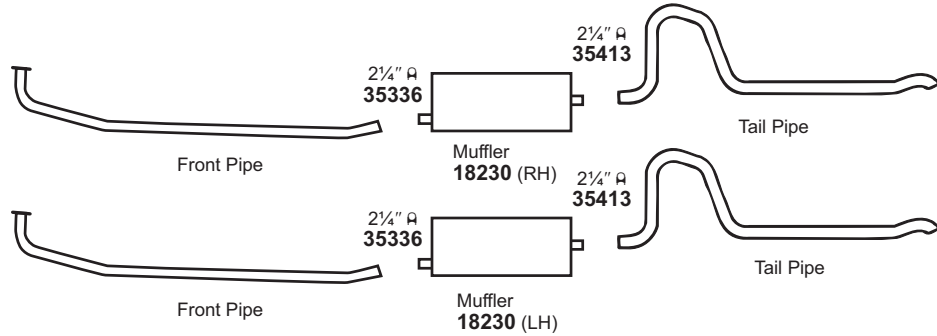
For 18230: Tru-Fit 18113      Univ. SoundFX 17808      Super Turbo 17747#

35125 Brkt. 	35261 Insl. 																			
---	---	--	--	--	--	--	--	--	--	--	--	--	--	--	--	--	--	--	--	--

NOT LEGAL FOR SALE IN STATE OF CALIFORNIA  
IN NEW YORK STATE, CONVERTERS LISTED ARE LEGAL FOR FEDERAL/EPA EMISSION VEHICLES ONLY

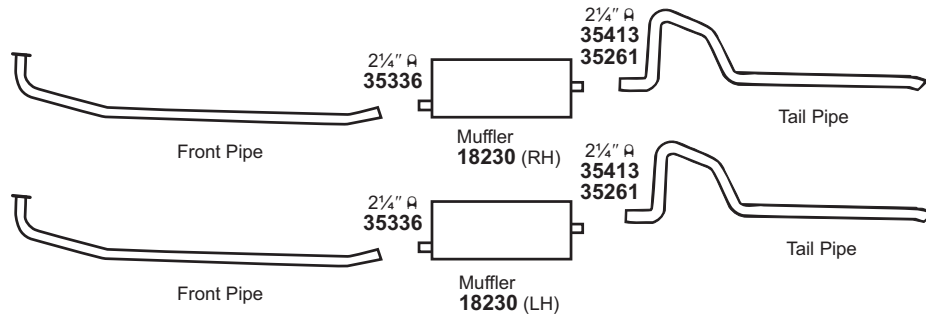
# PLYMOUTH Road Runner

(11746) 1972-71 8 CYL. ROAD RUNNER w/6.3L (383 C.I.D.), 6.6L (400 C.I.D.) ENG., 4BBL



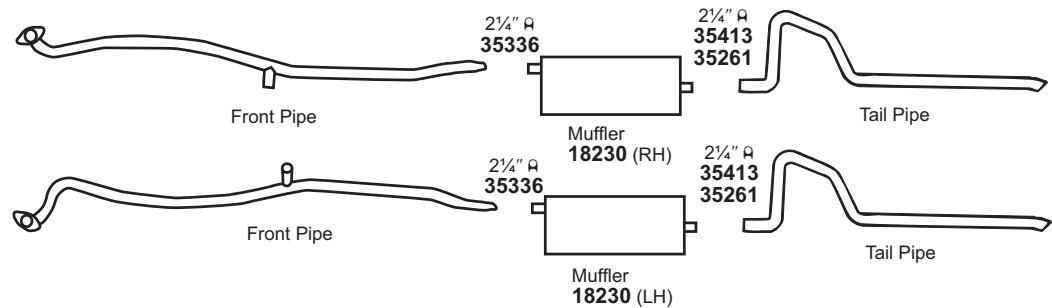
For 18230: Tru-Fit 18113      Univ. SoundFX 17808      Super Turbo 17747#

(11747) 1970-69 8 CYL. ROAD RUNNER w/6.3L (383 C.I.D.), 7.2L (440 C.I.D.) ENG.  
1968 8 CYL. ROAD RUNNER w/6.3L (383 C.I.D.) ENG.



For 18230: Tru-Fit 18113      Univ. SoundFX 17808      Super Turbo 17747#

(11748) 1969-68 8 CYL. ROAD RUNNER w/7.0L (426 C.I.D.) HEMI, 7.2L (440 C.I.D.) ENG.



For 18230: Tru-Fit 18113      Univ. SoundFX 17808      Super Turbo 17747#

35261 Insl.																			
----------------	--	--	--	--	--	--	--	--	--	--	--	--	--	--	--	--	--	--	--

NOT LEGAL FOR SALE IN STATE OF CALIFORNIA  
IN NEW YORK STATE, CONVERTERS LISTED ARE LEGAL FOR FEDERAL/EPA EMISSION VEHICLES ONLY

# Modifications and/or additional parts required.

GENERAL INFORMATION

PASSENGER CAR

LIGHT TRUCK

MUFFLER SPECS.

OPTIONAL MUFFLERS

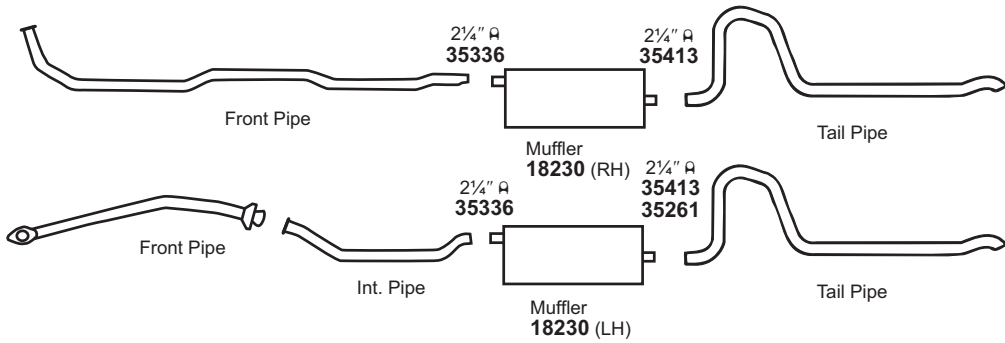
CONVERTER SPECS.

ACCESSORIES

FOOTNOTES

# PLYMOUTH Satellite

(11749) 1974-73 8 CYL. SATELLITE, SEBRING, SEBRING PLUS w/5.2L (318 C.I.D.), 5.6L (340 C.I.D.), 5.9L (360 C.I.D.), 6.6L (400 C.I.D.) ENG. (EXC. STATION WAGON)

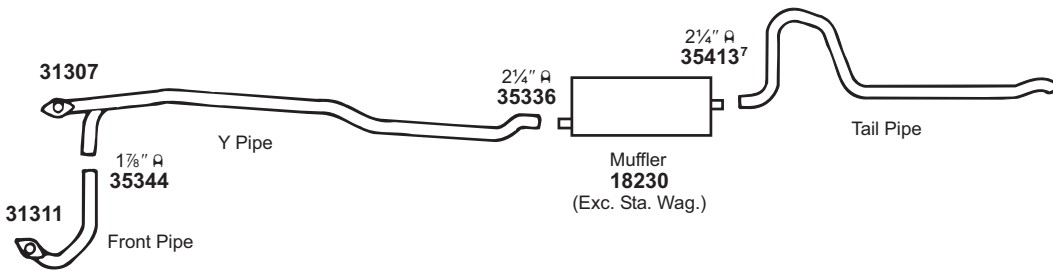


For 18230: Tru-Fit 18113

Univ. SoundFX 17808

Super Turbo 17747#

(11750) 1974-73 8 CYL. SATELLITE, SEBRING PLUS w/5.9L (360 C.I.D.), 6.6L (400 C.I.D.) ENG.  
1972-71 8 CYL. SATELLITE w/6.3L (383 C.I.D.), 6.6L (400 C.I.D.) ENG., 2BBL

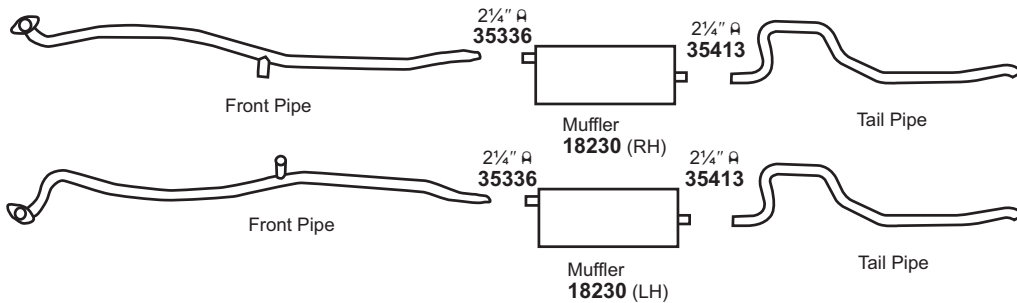


For 18230: Tru-Fit 18113

Univ. SoundFX 17808

Super Turbo 17747#

(11751) 1972-71 8 CYL. SATELLITE w/5.6L (340 C.I.D.), 7.2L (440 C.I.D.) ENG.



For 18230: Tru-Fit 18113

Univ. SoundFX 17808

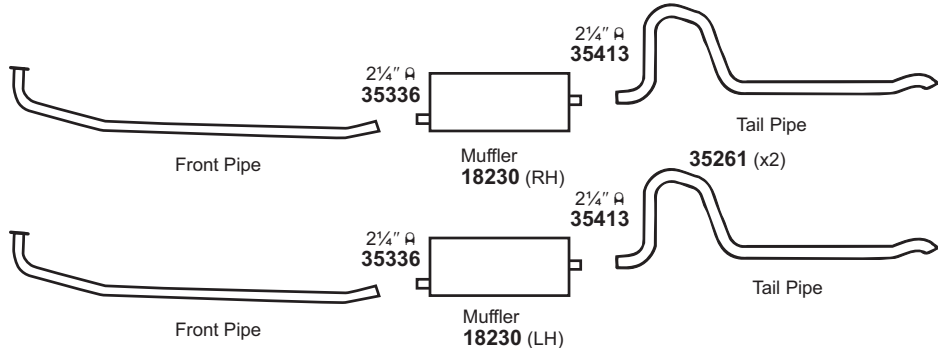
Super Turbo 17747#

31307 Gskt.	31311 Gskt.	35261 Insl.																	

NOT LEGAL FOR SALE IN STATE OF CALIFORNIA  
IN NEW YORK STATE, CONVERTERS LISTED ARE LEGAL FOR FEDERAL/EPA EMISSION VEHICLES ONLY

# PLYMOUTH Satellite

(11752) 1972-71 8 CYL. SATELLITE w/6.3L (383 C.I.D.), 6.6L (400 C.I.D.) ENG., 4BBL



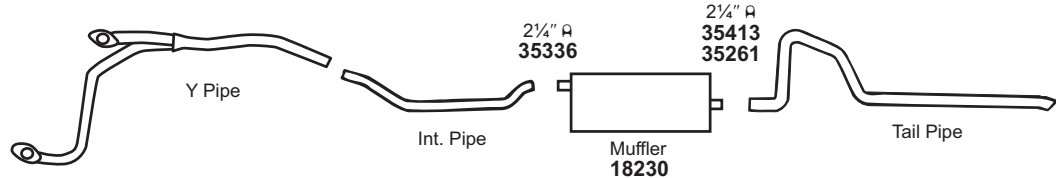
For 18230: Tru-Fit 18113 Univ. SoundFX 17808 Super Turbo 17747#

GENERAL INFORMATION

PASSENGER CAR

LIGHT TRUCK

(11753) 1970-69 8 CYL. SATELLITE w/6.3L (383 C.I.D.) ENG., 2BBL

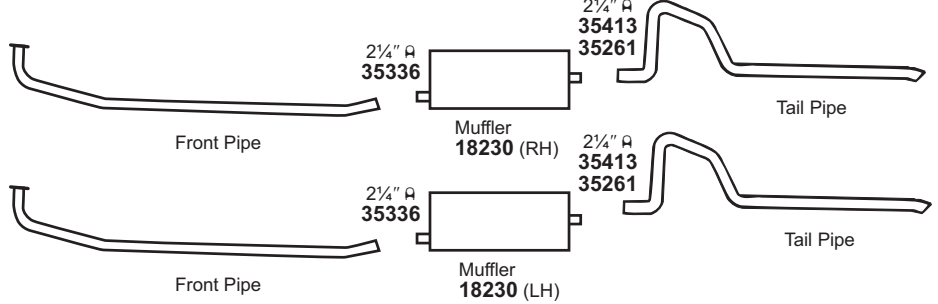


For 18230: Tru-Fit 18113 Univ. SoundFX 17808 Super Turbo 17747#

MUFFLER SPECS.

OPTIONAL MUFFLERS

(11754) 1970-69 8 CYL. SATELLITE w/6.3L (383 C.I.D.), 4BBL, 7.2L (440 C.I.D.) ENG.  
1968 8 CYL. SATELLITE w/6.3L (383 C.I.D.) ENG.



For 18230: Tru-Fit 18113 Univ. SoundFX 17808 Super Turbo 17747#

CONVERTER SPECS.

ACCESSORIES

FOOTNOTES

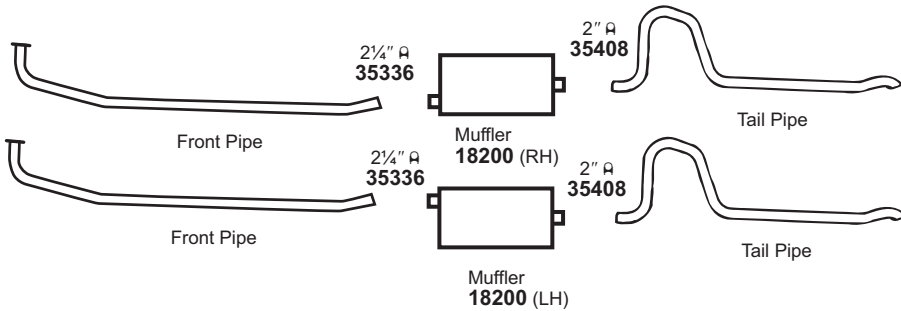
35261 Insl.																			
----------------	--	--	--	--	--	--	--	--	--	--	--	--	--	--	--	--	--	--	--

NOT LEGAL FOR SALE IN STATE OF CALIFORNIA  
IN NEW YORK STATE, CONVERTERS LISTED ARE LEGAL FOR FEDERAL/EPA EMISSION VEHICLES ONLY

# Modifications and/or additional parts required.

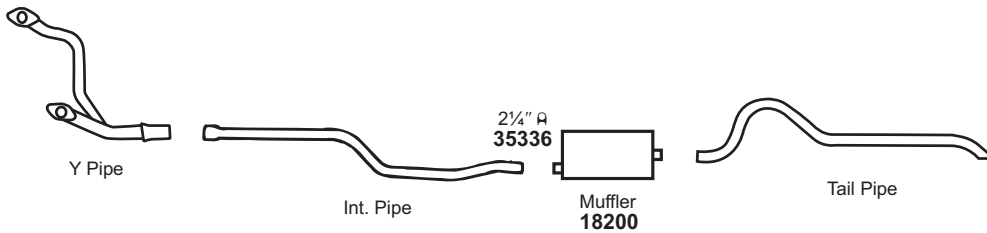
# PLYMOUTH Savoy

(11755) 1961-60 8 CYL. SAVOY w/HIGH PERFORMANCE, RAM MANIFOLD ENG.



For 18200: Tru-Fit 18111<sup>61</sup> Univ. SoundFX 17869 Super Turbo 17747#

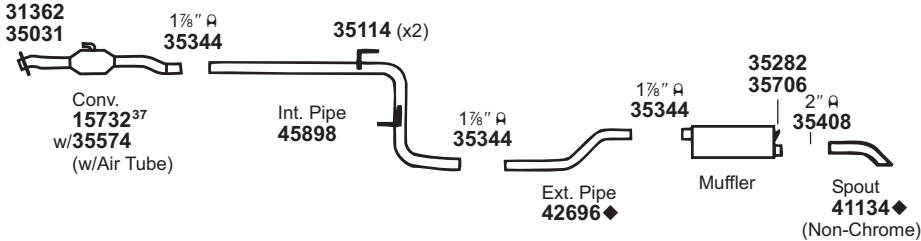
(11756) 1961 8 CYL. RP2-L SAVOY



For 18200: Tru-Fit 18111<sup>61</sup> Univ. SoundFX 17869 Super Turbo 17747#

# PLYMOUTH Sundance

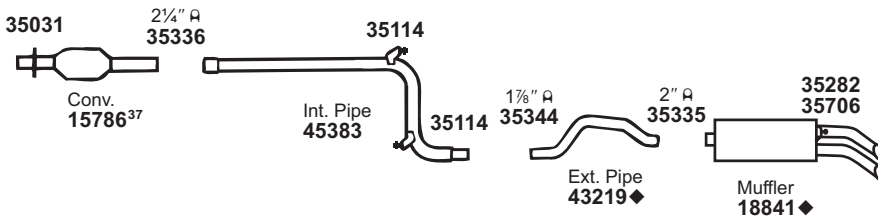
(11757) 1994-87 4 CYL. SUNDANCE w/2.2L ENG. (EXC. TURBO)  
1994-88 4 CYL. SUNDANCE w/2.5L ENG. (EXC. TURBO)



**DYNOMAX** SYSTEM AVAILABLE, See DynoMax Catalog

For 15732: Univ. Conv. 15031#

(11758) 1994-93 6 CYL. SUNDANCE w/3.0L ENG.



For 15786: Univ. Conv. 15037#

31362 Gskt.	35031 Stud Kit	35114 Insl.	35282 Bolt	35706 Insl.													

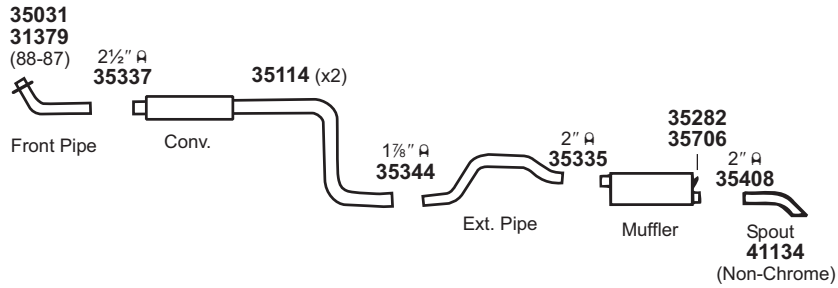
NOT LEGAL FOR SALE IN STATE OF CALIFORNIA  
IN NEW YORK STATE, CONVERTERS LISTED ARE LEGAL FOR FEDERAL/EPA EMISSION VEHICLES ONLY

606 # If welded assembly, replace all required parts. # Modifications and/or additional parts required. 37 Fits All Emissions Vehicles. 61 Cut to fit.



# PLYMOUTH Sundance

(11759) 1991-89 4 CYL. SUNDANCE w/2.5L TURBO ENG. (BEFORE 10-21-91)  
 1988-87 4 CYL. SUNDANCE w/2.2L TURBO ENG.



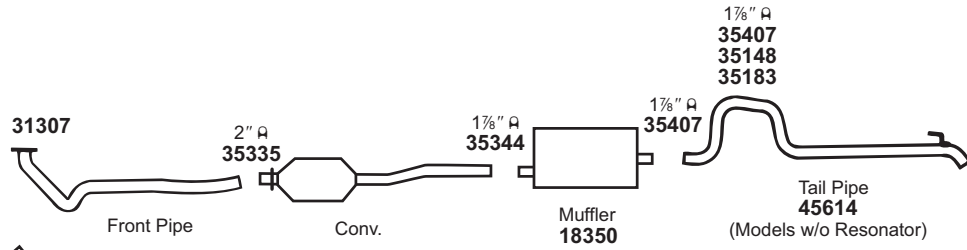
GENERAL INFORMATION

PASSENGER CAR

LIGHT TRUCK

# PLYMOUTH Volare

(11760) 1980-79 6 CYL. VOLARE w/3.7L (225 C.I.D.) ENG.



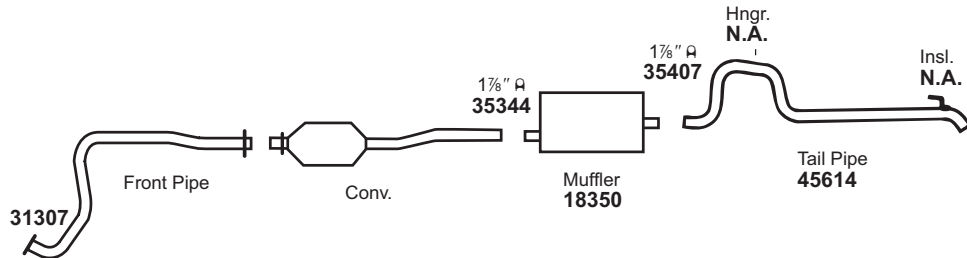
MUFFLER SPECS.

OPTIONAL MUFFLERS

For 18350: Tru-Fit 18178 Univ. SoundFX 17817# Super Turbo 17763<sup>576</sup>

CONVERTER SPECS.

(11761) 1977-76 6 CYL. VOLARE w/o RESONATOR (EXC. 1977 LATE MODELS)



ACCESSORIES

FOOTNOTES

For 18350: Tru-Fit 18178 Univ. SoundFX 17817# Super Turbo 17763<sup>576</sup>

31307 Gskt.	31379 Gskt.	35031 Stud Kit	35114 Insl.	35148 Brkt.	35183 Insl.	35282 Bolt	35706 Insl.						

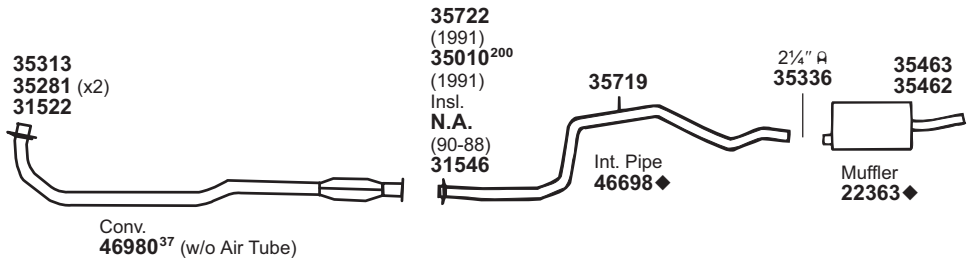
NOT LEGAL FOR SALE IN STATE OF CALIFORNIA  
 IN NEW YORK STATE, CONVERTERS LISTED ARE LEGAL FOR FEDERAL/EPA EMISSION VEHICLES ONLY

# Modifications and/or additional parts required.

576 For installation instructions and additional parts required, see the Cross Reference Chart in the Master Catalog.

# PONTIAC 6000

(11762) 1991-88 4 CYL. 6000 w/2.5L ENG. (EXC. STATION WAGON) (EXC. A.W.D.)

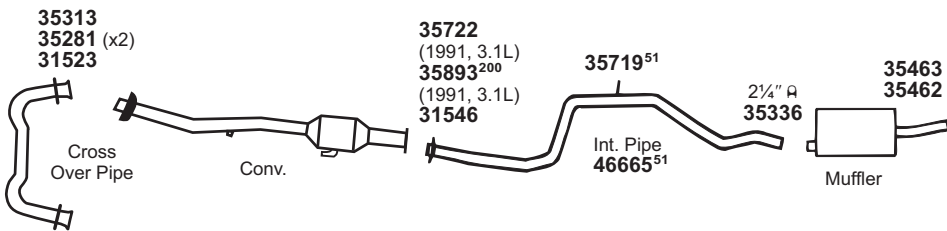


For 22363: SoundFX 18201  
Super Turbo 17731#  
For 46980: Univ. Conv. 15036#

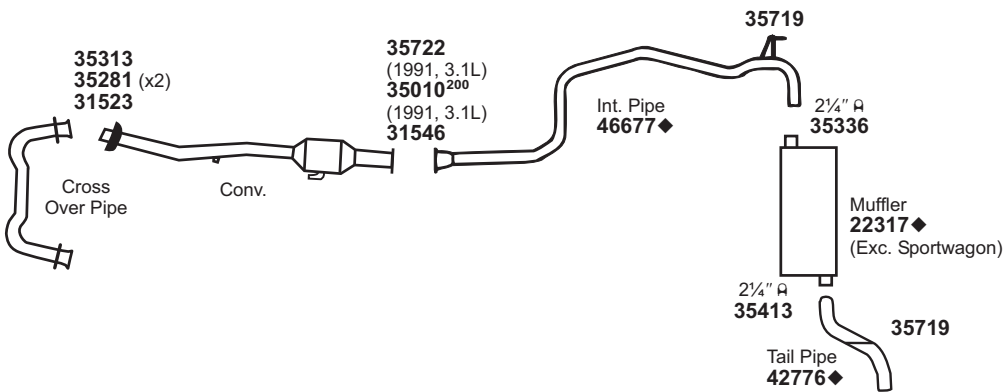
Tru-Fit 18107<sup>502</sup>  
Ultra Flo SS 17282#

Univ. SoundFX 17860#

(11763) 1991-90 6 CYL. 6000 w/3.1L ENG. (EXC. STATION WAGON) (EXC. SE, A.W.D.)  
1989-87 6 CYL. 6000 w/2.8L. F.I. ENG. CODE W, (EXC. STATION WAGON)  
1986 6 CYL. 6000 w/2.8L. F.I. HIGH OUTPUT W ENG. (EXC. STATION WAGON)



(11764) 1991-90 V6 CYL. 6000 STATION WAGON w/3.1L ENG.  
1989-86 V6 CYL. 6000 STATION WAGON w/2.8L ENG. CODE W, F.I.



For 22317: SoundFX 18235  
Super Turbo 17732#

Tru-Fit 18141

Univ. SoundFX 17843

31522 Gskt.	31523 Gskt.	31546 Gskt.	35010 Brkt.	35281 Spring	35313 Bolt Kit	35462 Insl.	35463 Brkt.	35719 Insl.	35722 Hngr.	35893 Brkt.			

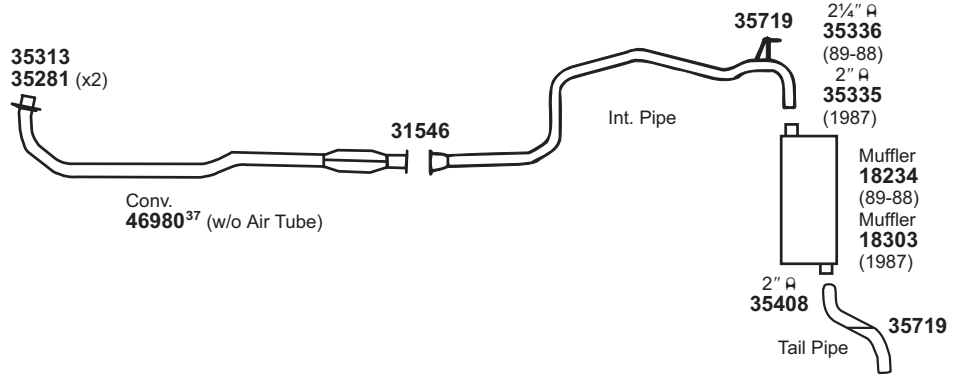
NOT LEGAL FOR SALE IN STATE OF CALIFORNIA  
IN NEW YORK STATE, CONVERTERS LISTED ARE LEGAL FOR FEDERAL/EPA EMISSION VEHICLES ONLY

◆ If welded assembly, replace all required parts.  
# Modifications and/or additional parts required.  
608 37 Fits All Emissions Vehicles.

51 Both parts required.  
200 Reuse O.E. Bracket.  
502 Requires Bracket, (2) 35408 Clamps & 41740 Spout.

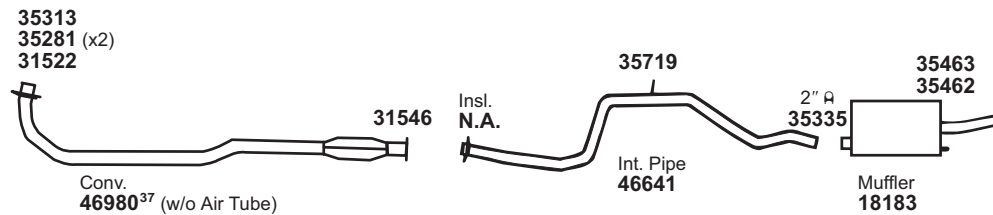
# PONTIAC 6000

(11765) 1989-87 4 CYL. 6000 STATION WAGON w/2.5L ENG.



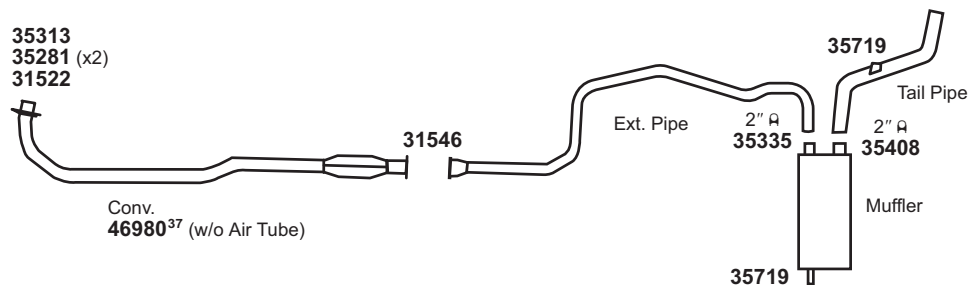
For 18234: Tru-Fit 18172      Univ. SoundFX 17846      Super Turbo 17732#  
 For 18303: Tru-Fit 18105      Univ. SoundFX 17877      Super Turbo 17736#  
 For 46980: Univ. Conv. 15036#

(11766) 1987-86 4 CYL. 6000 w/2.5L ENG. (EXC. STATION WAGON)



For 18183: Tru-Fit 18125<sup>520</sup>      Univ. SoundFX 17860#      Super Turbo 17730#  
 For 46980: Univ. Conv. 15036#

(11767) 1986 4 CYL. 6000 STATION WAGON w/2.5L ENG.



For 46980: Univ. Conv. 15036#

31522 Gskt.	31546 Gskt.	35281 Spring	35313 Bolt Kit	35462 Insl.	35463 Brkt.	35719 Insl.							

NOT LEGAL FOR SALE IN STATE OF CALIFORNIA  
 IN NEW YORK STATE, CONVERTERS LISTED ARE LEGAL FOR FEDERAL/EPA EMISSION VEHICLES ONLY

# Modifications and/or additional parts required.  
 37 Fits All Emissions Vehicles.

520 Requires 41736 Spout & (1) Extra 35408 (2") Clamp.

GENERAL INFORMATION

PASSENGER CAR

LIGHT TRUCK

MUFFLER SPECS.

OPTIONAL MUFFLERS

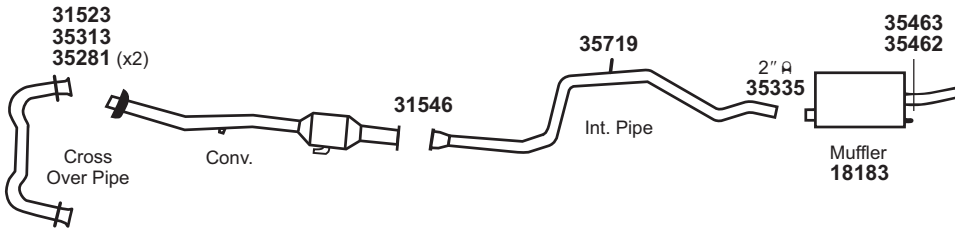
CONVERTER SPECS.

ACCESSORIES

FOOTNOTES

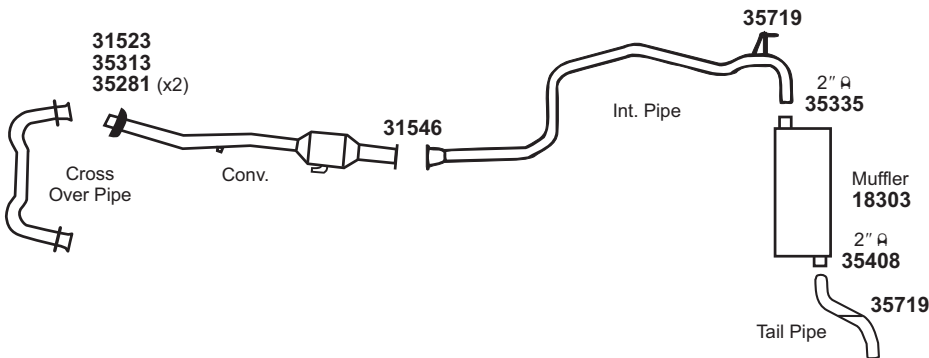
# PONTIAC 6000

(11768) 1986 V6 CYL. 6000 w/2.8L ENG. CODE X, 2BBL (EXC. STATION WAGON & HIGH OUTPUT)



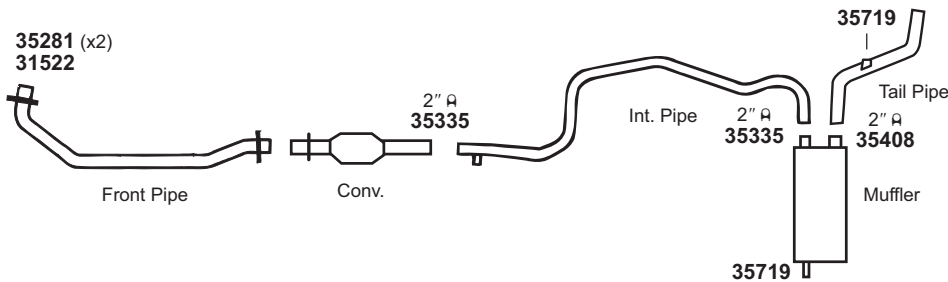
For 18183: Tru-Fit 18125<sup>520</sup> Univ. SoundFX 17860# Super Turbo 17730#

(11769) 1986 V6 CYL. 6000 STATION WAGON w/2.8L) ENG. CODE X, 2BBL

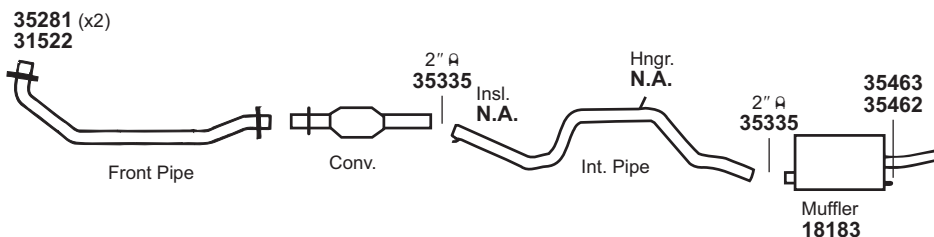


For 18303: Tru-Fit 18105 Univ. SoundFX 17877 Super Turbo 17736#

(11770) 1985-84 4 CYL. 6000 STATION WAGON w/2.5L ENG.



(11771) 1985-82 4 CYL. 6000 w/2.5L ENG. (EXC. STATION WAGON)



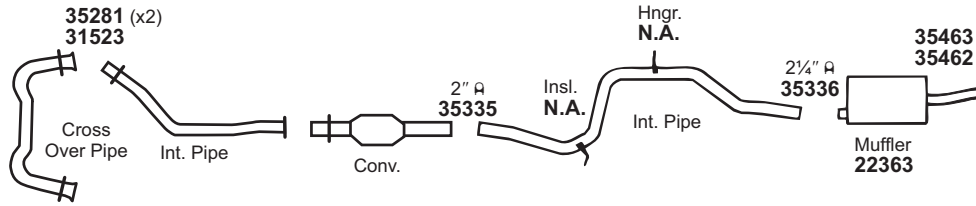
For 18183: Tru-Fit 18125<sup>520</sup> Univ. SoundFX 17860# Super Turbo 17730#

31522 Gskt.	31523 Gskt.	31546 Gskt.	35281 Spring	35313 Bolt Kit	35462 Insl.	35463 Brkt.	35719 Insl.						

NOT LEGAL FOR SALE IN STATE OF CALIFORNIA  
IN NEW YORK STATE, CONVERTERS LISTED ARE LEGAL FOR FEDERAL/EPA EMISSION VEHICLES ONLY

# PONTIAC 6000

(11772) 1985-83 V6 CYL. 6000 w/2.8L ENG. w/HIGH OUTPUT (EXC. STATION WAGON)

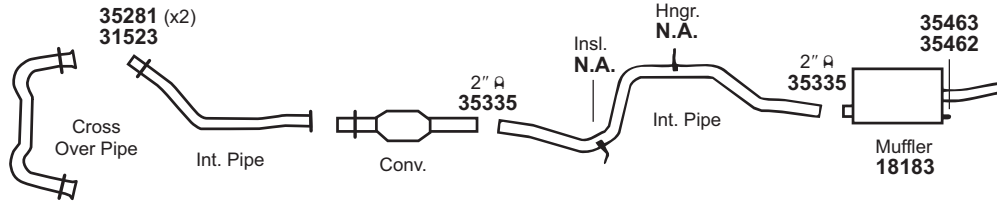


For 22363: SoundFX 18201 Super Turbo 17731#  
 Tru-Fit 18107<sup>502</sup> Ultra Flo SS 17282#  
 Univ. SoundFX 17860#

GENERAL INFORMATION

PASSENGER CAR

(11773) 1985-82 V6 CYL. 6000 w/2.8L ENG. CODE X (EXC. STATION WAGON & HIGH OUTPUT)

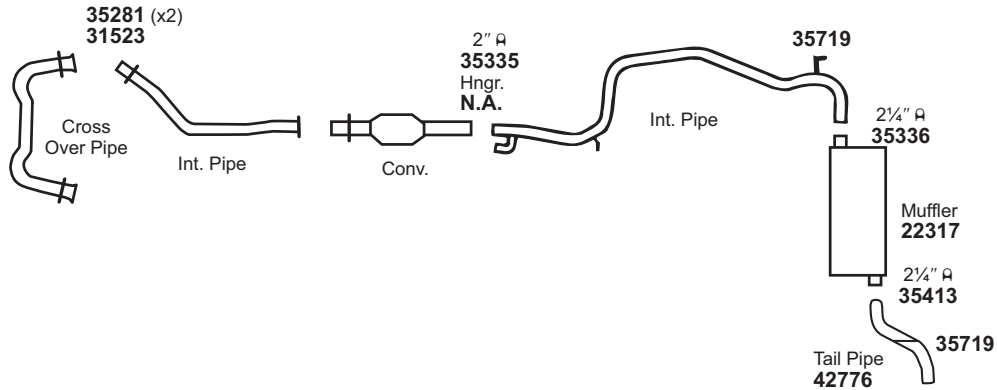


For 18183: Tru-Fit 18125<sup>520</sup> Univ. SoundFX 17860# Super Turbo 17730#

LIGHT TRUCK

MUFFLER SPECS.

(11774) 1985 V6 CYL. 6000 STATION WAGON w/2.8L ENG. CODE W, MFI

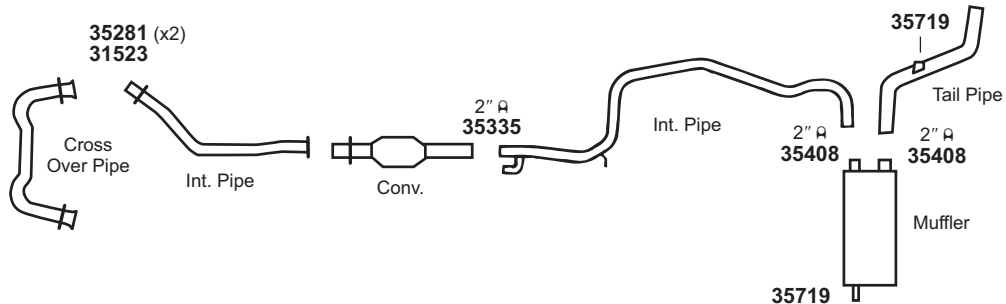


For 22317: SoundFX 18235 Super Turbo 17732#  
 Tru-Fit 18141 Univ. SoundFX 17843

OPTIONAL MUFFLERS

CONVERTER SPECS.

(11775) 1985-84 V6 CYL. 6000 STATION WAGON w/2.8L ENG. CODE X, 2BBL (EXC. HIGH OUTPUT)



ACCESSORIES

FOOTNOTES

31523 Gskt.	35281 Spring	35462 Insl.	35463 Brkt.	35719 Insl.									

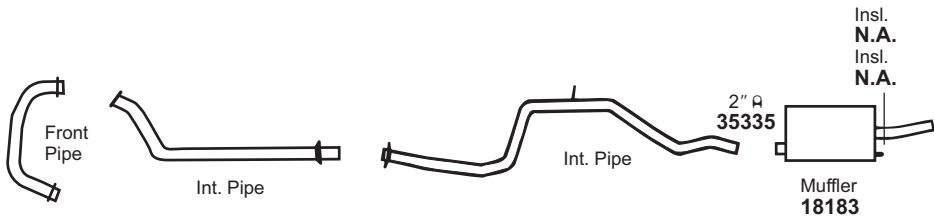
NOT LEGAL FOR SALE IN STATE OF CALIFORNIA  
 IN NEW YORK STATE, CONVERTERS LISTED ARE LEGAL FOR FEDERAL/EPA EMISSION VEHICLES ONLY

# Modifications and/or additional parts required.  
 502 Requires Bracket, (2) 35408 Clamps & 41740 Spout.

520 Requires 41736 Spout & (1) Extra 35408 (2") Clamp.

# PONTIAC 6000

(11776) 1985-82 V6 CYL. 6000 w/4.3L DIESEL ENG. (EXC. STATION WAGON)



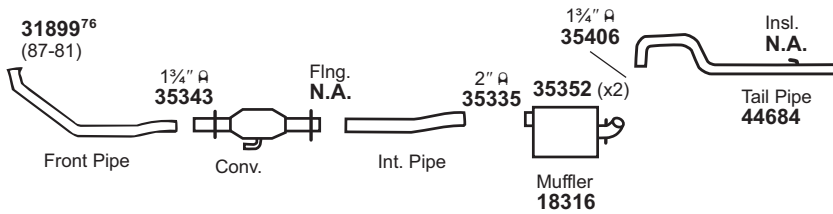
For 18183: Tru-Fit 18125<sup>520</sup>

Univ. SoundFX 17860#

Super Turbo 17730#

# PONTIAC Acadian

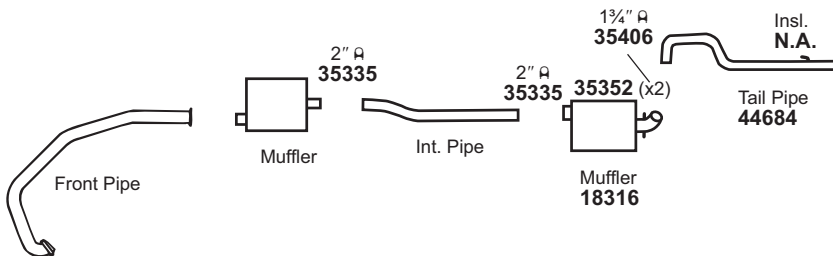
(11777) 1987-79 4 CYL. ACADIAN w/1.6L (98 C.I.D.) ENG.



For 18316: Tru-Fit 18146

Univ. SoundFX 17857

(11778) 1986-81 4 CYL. ACADIAN w/1.8L DIESEL ENG.

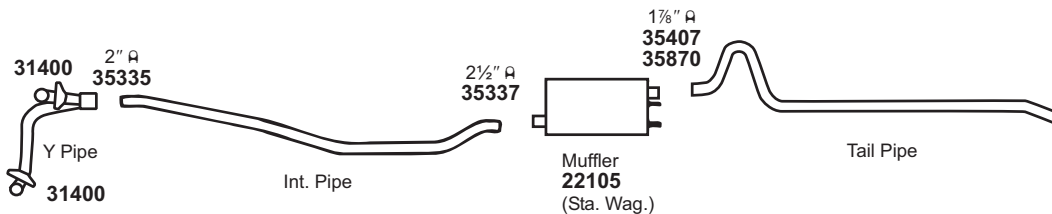


For 18316: Tru-Fit 18146

Univ. SoundFX 17857

# PONTIAC Beaumont

(11779) 1969-68 8 CYL. BEAUMONT w/5.0L (307 C.I.D.), 5.3L (327 C.I.D.), 5.7L (350 C.I.D.) ENG.



For 22105: SoundFX 18182  
Super Turbo 17736#

Tru-Fit 18105<sup>505,507</sup>

Univ. SoundFX 17844

31400 Gskt.	31899 Flng.	35352 Insl.	35870 Hngr.								

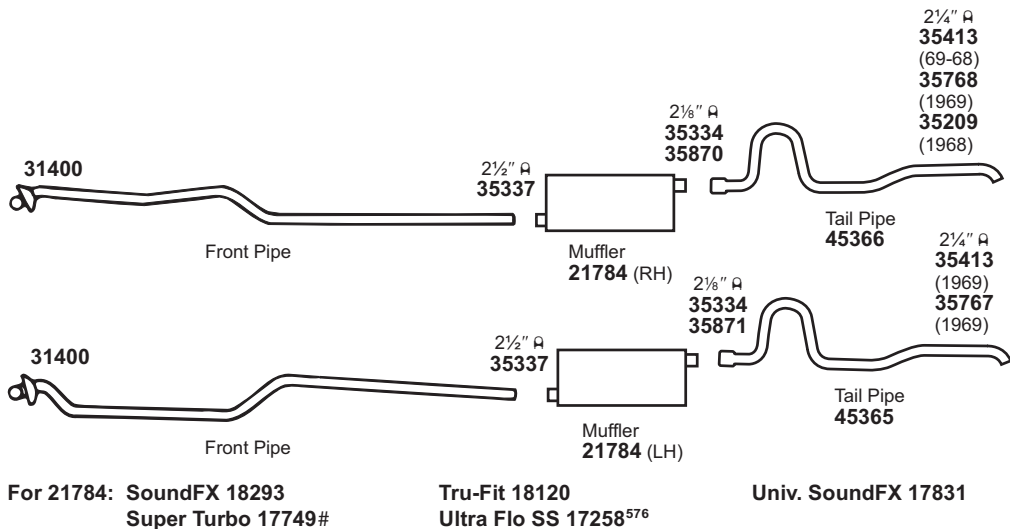
NOT LEGAL FOR SALE IN STATE OF CALIFORNIA  
IN NEW YORK STATE, CONVERTERS LISTED ARE LEGAL FOR FEDERAL/EPA EMISSION VEHICLES ONLY

# Modifications and/or additional parts required.  
76 W/Single Bed Pelletized Converter.  
612 505 Requires 35567 Shield & (2) 35564 Straps.

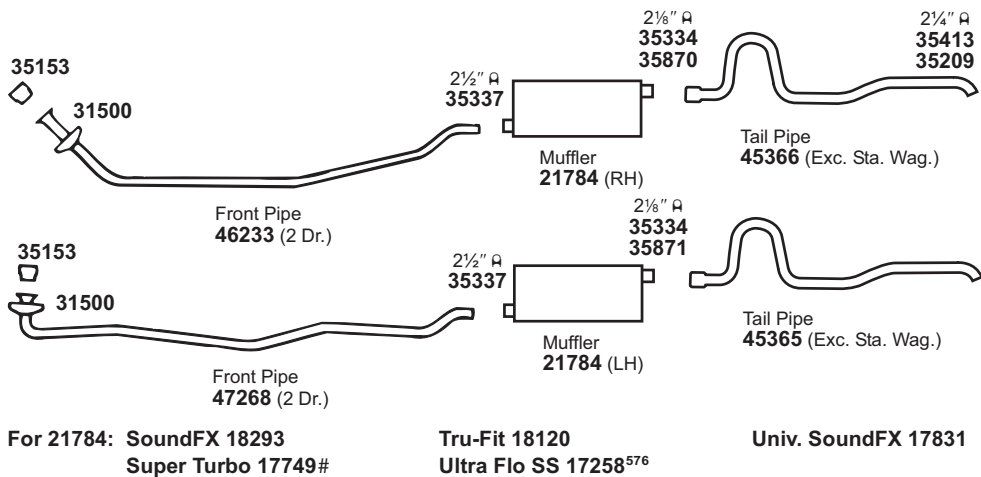
507 Requires 35568 Bracket & (1) Extra 35408 (2") Clamp.  
520 Requires 41736 Spout & (1) Extra 35408 (2") Clamp.

# PONTIAC Beaumont

(11780)	1969	8 CYL.	BEAUMONT w/5.7L (350 C.I.D.) ENG. (EXC. STATION WAGON)
	1968	8 CYL.	BEAUMONT w/5.3L (327 C.I.D.) ENG.



(11781)	1968	8 CYL.	BEAUMONT w/6.5L (396 C.I.D.) ENG.
---------	------	--------	-----------------------------------



31400 Gskt.	31500 Gskt.	35153 Bush.	35209 Hngr.	35767 Hngr.	35768 Hngr.	35870 Hngr.	35871 Hngr.								

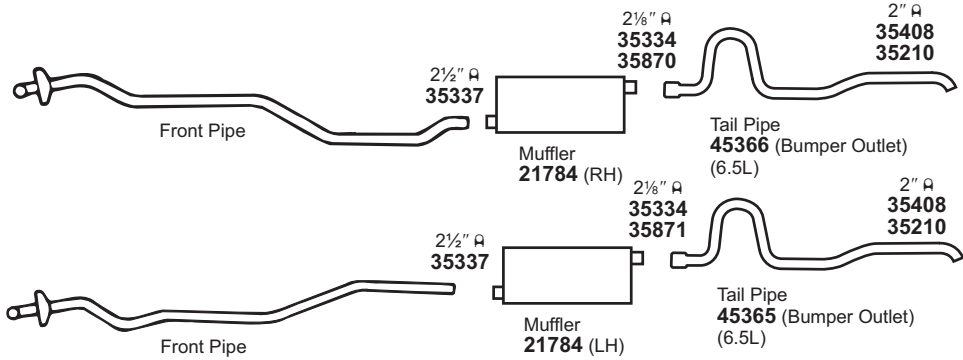
NOT LEGAL FOR SALE IN STATE OF CALIFORNIA  
 IN NEW YORK STATE, CONVERTERS LISTED ARE LEGAL FOR FEDERAL/EPA EMISSION VEHICLES ONLY

# Modifications and/or additional parts required. 576 For installation instructions and additional parts required, see the Cross Reference Chart in the Master Catalog.

GENERAL INFORMATION
PASSENGER CAR
LIGHT TRUCK
MUFFLER SPECS.
OPTIONAL MUFFLERS
CONVERTER SPECS.
ACCESSORIES
FOOTNOTES

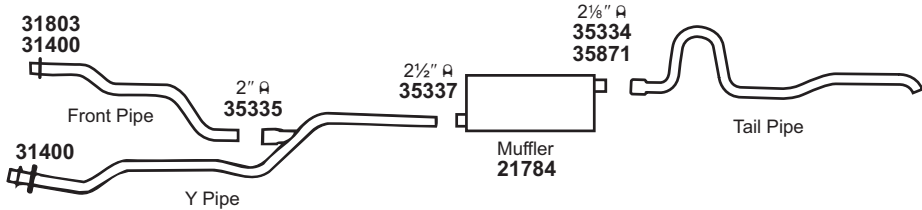
# PONTIAC Beaumont

(11782) 1967-66 8 CYL. BEAUMONT w/6.5L (396 C.I.D.) ENG.  
 1967-65 8 CYL. BEAUMONT w/4.6L (283 C.I.D.), 5.3L (327 C.I.D.) ENG.



For 21784: SoundFX 18293 Super Turbo 17749#      Tru-Fit 18120 Ultra Flo SS 17258<sup>576</sup>      Univ. SoundFX 17831

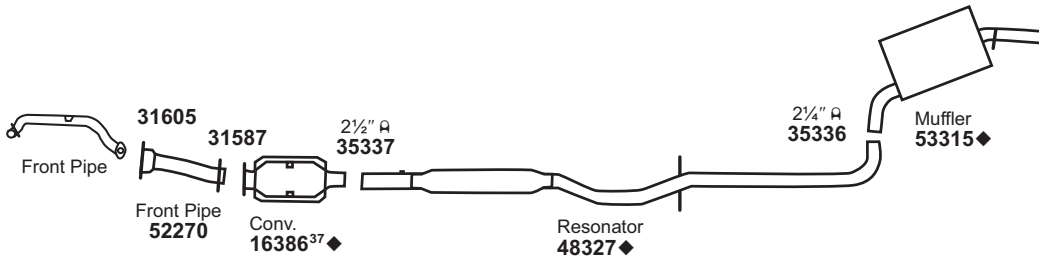
(11783) 1966-65 8 CYL. BEAUMONT w/5.3L (327 C.I.D.) ENG.



For 21784: SoundFX 18293 Super Turbo 17749#      Tru-Fit 18120 Ultra Flo SS 17258<sup>576</sup>      Univ. SoundFX 17831

# PONTIAC Bonneville

(11784) 2005-00 6 CYL. BONNEVILLE SE w/3.8L ENG. (EXC. SUPERCHARGED)



NOTE: To connect resonator 48327 to O.E. converter:  
 1) Cut original resonator 2 1/4" downstream of resonator-to-converter weld.  
 2) Overlap 48327 onto remaining stub on converter outlet.

For 53315: SoundFX 18945

31400 Gskt.	31587 Gskt.	31605 Gskt.	31803 Flng.	35210 Hngr.	35870 Hngr.	35871 Hngr.												

NOT LEGAL FOR SALE IN STATE OF CALIFORNIA  
 IN NEW YORK STATE, CONVERTERS LISTED ARE LEGAL FOR FEDERAL/EPA EMISSION VEHICLES ONLY

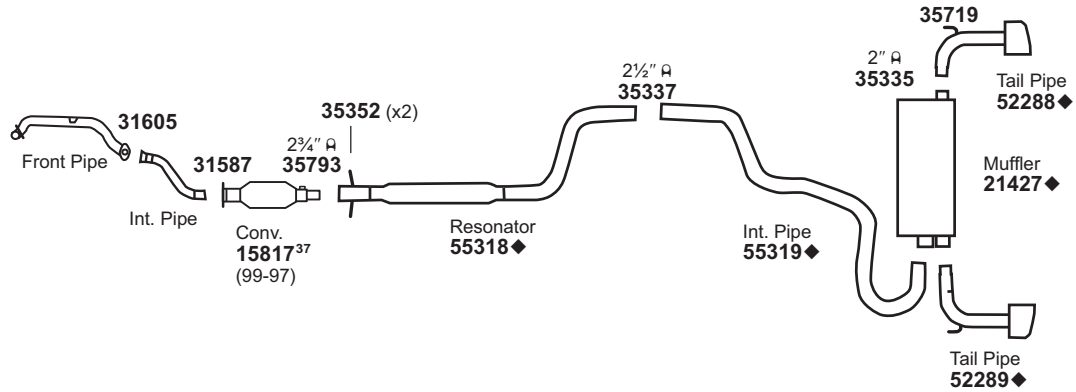
◆ If welded assembly, replace all required parts.  
 # Modifications and/or additional parts required.

576 For installation instructions and additional parts required, see the Cross Reference Chart in the Master Catalog.



# PONTIAC Bonneville

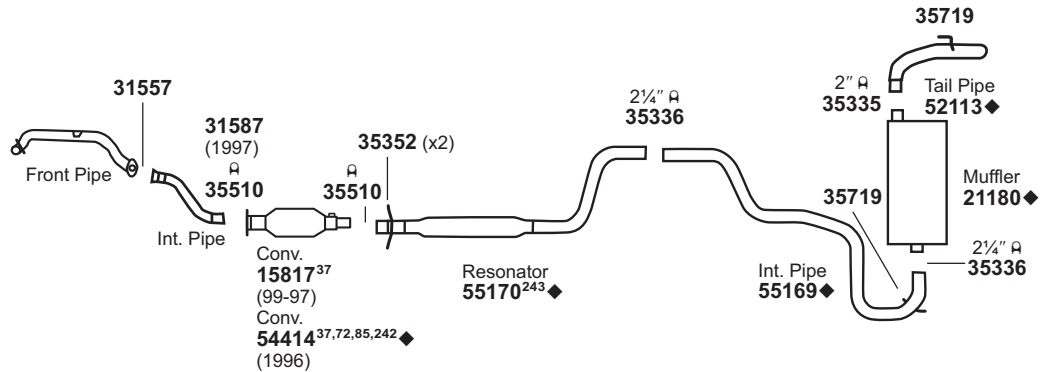
(11785) 1999 6 CYL. BONNEVILLE w/3.8L SUPERCHARGED ENG.  
 1998-96 6 CYL. BONNEVILLE SSE, SSEi w/3.8L SUPERCHARGED ENG.



**NOTE: To connect pipe 55318 to O.E. converter:**  
 1) Cut original pipe 1/2" downstream of pipe-to-converter weld.  
 2) Overlap 55318 onto the remaining stub on converter outlet.

For 15817: Univ. Conv. 93304#  
 For 21427: Ultra Flo SS 17556<sup>576</sup>

(11786) 1999-96 6 CYL. BONNEVILLE w/3.8L ENG. (EXC. DUAL OUTLET & SUPERCHARGED)



**NOTE: To connect pipe 55170 to O.E. converter:**  
 1) Cut original pipe 1/2" downstream of pipe-to-converter weld.  
 2) Overlap 55170 onto the remaining stub on converter outlet.

For 15817: Univ. Conv. 93304#  
 For 21180: SoundFX 18458#  
 For 54414: Univ. Conv. 93303#

31557 Gskt.	31587 Gskt.	31605 Gskt.	35352 Insl.	35719 Insl.															

**NOT LEGAL FOR SALE IN STATE OF CALIFORNIA  
 IN NEW YORK STATE, CONVERTERS LISTED ARE LEGAL FOR FEDERAL/EPA EMISSION VEHICLES ONLY**

- ◆ If welded assembly, replace all required parts.
- # Modifications and/or additional parts required.
- 37 Fits All Emissions Vehicles.
- 72 Direct Fit Converter, inlet pipe part of converter.
- 85 Will fit with O.E. resonator pipe only.
- 242 Use adapter 51065 to fit with 55170.
- 243 Use adapter 51065 to fit with 54413 & 54414.
- 576 For installation instructions and additional parts required, see the Cross Reference Chart in the Master Catalog.

GENERAL INFORMATION

PASSENGER CAR

LIGHT TRUCK

MUFFLER SPECS.

OPTIONAL MUFFLERS

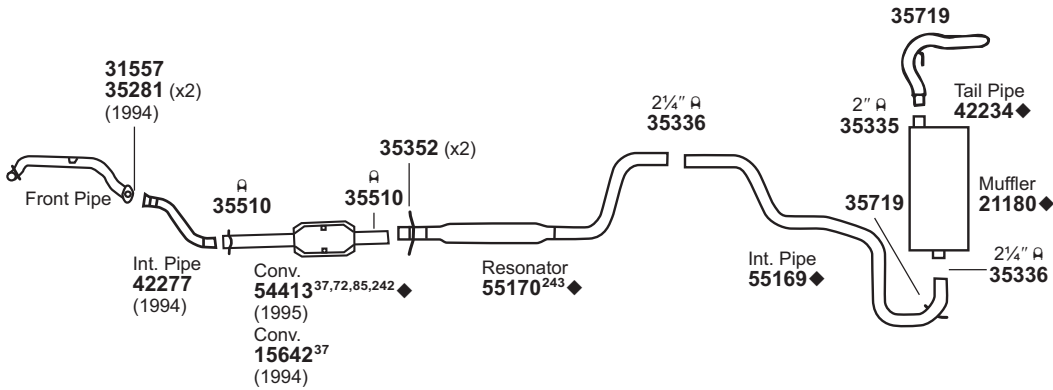
CONVERTER SPECS.

ACCESSORIES

FOOTNOTES

# PONTIAC Bonneville

(11787) 1995-94 6 CYL. BONNEVILLE w/3.8L ENG. (EXC. DUAL OUTLET & SUPERCHARGED)



**NOTE:** To connect pipe 42277 to O.E. converter:

- 1) Cut original pipe approximately 1 1/2" upstream of pipe-to-converter weld.
- 2) Overlap 42277 onto the remaining stub on converter inlet.

**NOTE:** To connect pipe 55170 to O.E. converter:

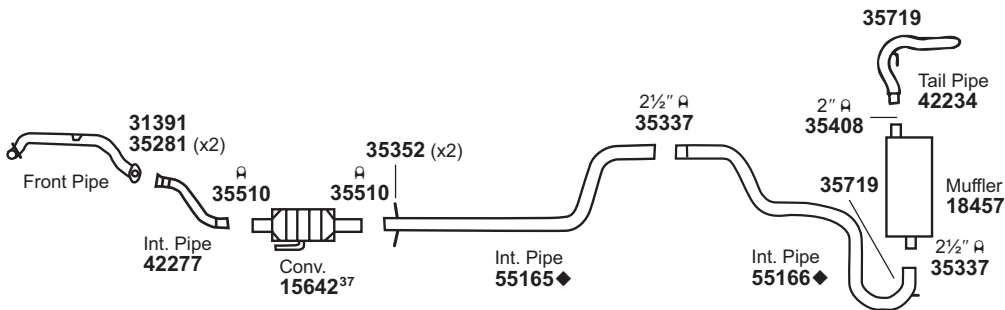
- 1) Cut original pipe 1 1/2" downstream of pipe-to-converter weld.
- 2) Overlap 55170 onto the remaining stub on converter outlet.

For 15642: Univ. Conv. 15042#

For 21180: SoundFX 18458#

For 54413: Univ. Conv. 15042#

(11788) 1993-92 6 CYL. BONNEVILLE SE w/3.8L ENG. (EXC. DUAL OUTLET)



**NOTE:** To connect pipe 42277 to O.E. converter:

- 1) Cut original pipe 1 3/8" upstream of pipe-to-converter weld.
- 2) Overlap 42277 onto the remaining stub on converter inlet.

**NOTE:** To connect pipe 55165 to O.E. converter:

- 1) Cut original pipe 1 3/8" downstream of pipe-to-converter weld.
- 2) Overlap 55165 onto the remaining stub on converter outlet.

For 15642: Univ. Conv. 15042#

For 18457: Tru-Fit 18101<sup>516</sup>

31391 Gskt.	31557 Gskt.	35281 Spring	35352 Insl.	35719 Insl.															

**NOT LEGAL FOR SALE IN STATE OF CALIFORNIA  
IN NEW YORK STATE, CONVERTERS LISTED ARE LEGAL FOR FEDERAL/EPA EMISSION VEHICLES ONLY**

◆ If welded assembly, replace all required parts.

# Modifications and/or additional parts required.

37 Fits All Emissions Vehicles.

616 72 Direct Fit Converter, inlet pipe part of converter.

85 Will fit with O.E. resonator pipe only.

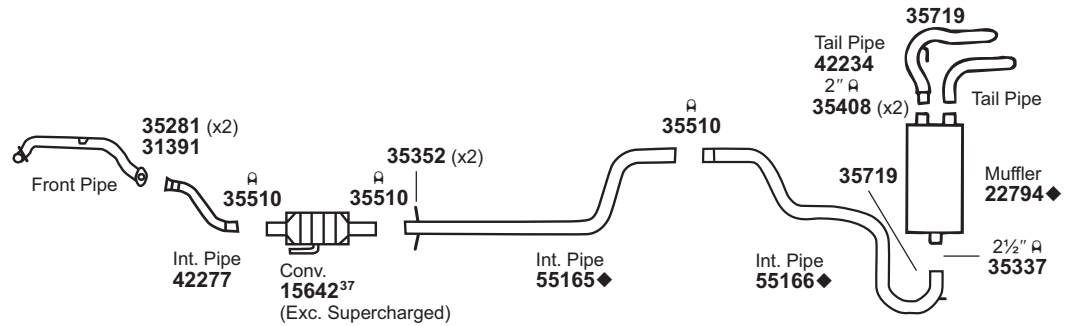
242 Use adapter 51065 to fit with 55170.

243 Use adapter 51065 to fit with 54413 & 54414.

516 Requires 41959 Bushing & (1) Extra 35408 (2") Clamp.

# PONTIAC Bonneville

(11789) 1993-92 6 CYL. BONNEVILLE SE w/3.8L ENG., DUAL OUTLET



**NOTE:** To connect pipe 42277 to O.E. converter:

- 1) Cut original pipe 1 $\frac{1}{8}$ " upstream of pipe-to-converter weld.
- 2) Overlap 42277 onto the remaining stub on converter inlet.

**NOTE:** To connect pipe 55165 to O.E. converter:

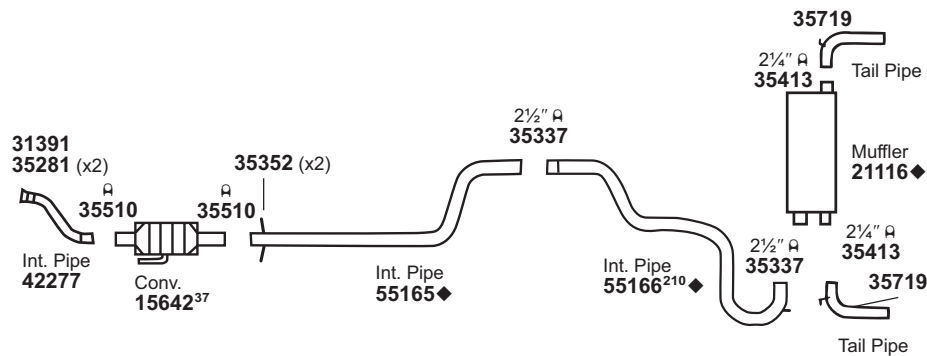
- 1) Cut original pipe 1 $\frac{1}{8}$ " downstream of pipe-to-converter weld.
- 2) Overlap 55165 onto the remaining stub on converter outlet.

For 15642: Univ. Conv. 15042#

For 22794: Univ. SoundFX 17849#

Super Turbo 17760<sup>576</sup>

(11790) 1993-92 6 CYL. BONNEVILLE SSE w/3.8L ENG. (EXC. SUPERCHARGED)



**NOTE:** To connect pipe 42277 to O.E. converter:

- 1) Cut original pipe 1 $\frac{1}{8}$ " upstream of pipe-to-converter weld.
- 2) Overlap 42277 onto the remaining stub on converter inlet.

**NOTE:** To connect pipe 55165 to O.E. converter:

- 1) Cut original pipe 1 $\frac{1}{8}$ " downstream of pipe-to-converter weld.
- 2) Overlap 55165 onto the remaining stub on converter outlet.

For 15642: Univ. Conv. 15042#

For 21116: Super Turbo 17760<sup>576</sup>

31391 Gskt.	35281 Spring	35352 Insl.	35719 Insl.																

NOT LEGAL FOR SALE IN STATE OF CALIFORNIA  
IN NEW YORK STATE, CONVERTERS LISTED ARE LEGAL FOR FEDERAL/EPA EMISSION VEHICLES ONLY

- ◆ If welded assembly, replace all required parts.
- # Modifications and/or additional parts required.
- 37 Fits All Emissions Vehicles.

- 210 Cut off Rear Bracket.
- 576 For installation instructions and additional parts required, see the Cross Reference Chart in the Master Catalog.

GENERAL INFORMATION

PASSENGER CAR

LIGHT TRUCK

MUFFLER SPECS.

OPTIONAL MUFFLERS

CONVERTER SPECS.

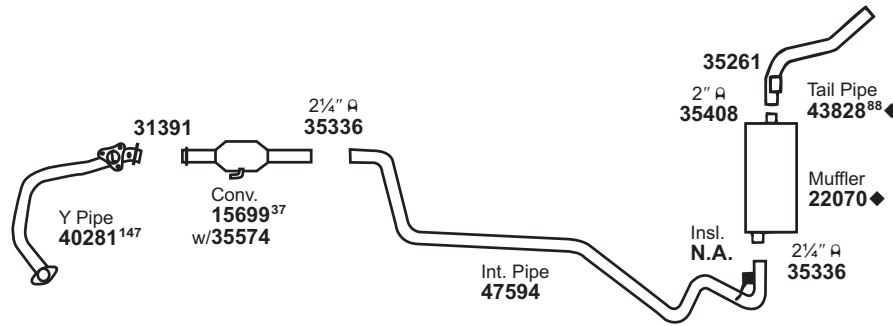
ACCESSORIES

FOOTNOTES



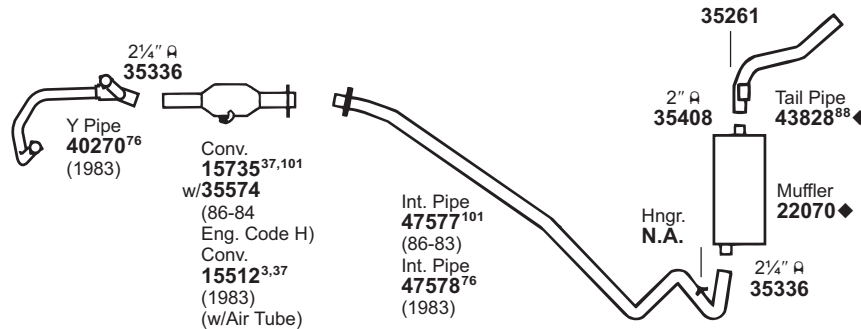
# PONTIAC Bonneville

(11793) 1986 V6 CYL. BONNEVILLE w/4.3L ENG., R.W.D.



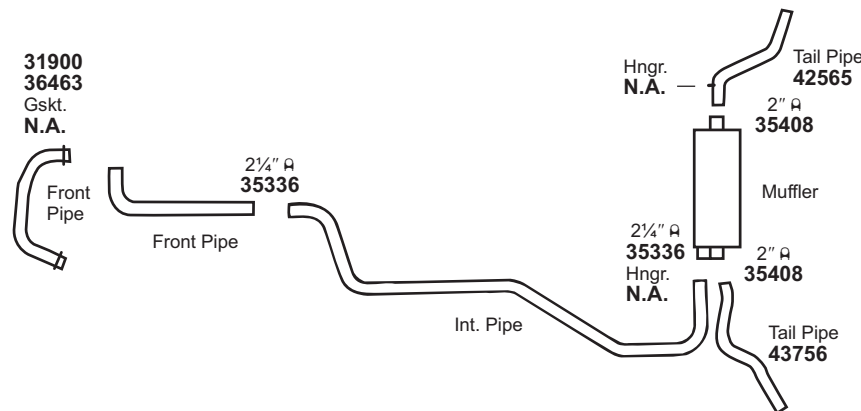
For 15699: Univ. Conv. 15032#  
 For 22070: SoundFX 18345      Tru-Fit 18107      Univ. SoundFX 17840#  
                   Super Turbo 17731#      Ultra Flo SS 17282#

(11794) 1986-83 8 CYL. BONNEVILLE w/5.0L ENG., R.W.D.



For 15512: Univ. Conv. 15032#  
 For 15735: Univ. Conv. 15032#  
 For 22070: SoundFX 18345      Tru-Fit 18107      Univ. SoundFX 17840#  
                   Super Turbo 17731#      Ultra Flo SS 17282#

(11795) 1984-81 8 CYL. BONNEVILLE w/5.7L DIESEL ENG., R.W.D.



31391 Gskt.	31900 Fling.	35261 Insl.	36463 Sprgs.																

NOT LEGAL FOR SALE IN STATE OF CALIFORNIA  
 IN NEW YORK STATE, CONVERTERS LISTED ARE LEGAL FOR FEDERAL/EPA EMISSION VEHICLES ONLY

- ◆ If welded assembly, replace all required parts.
- # Modifications and/or additional parts required.
- 3 May require 35574 Air Tube Kit for installation.
- 37 Fits All Emissions Vehicles.
- 76 W/Single Bed Pelletized Converter.
- 88 Late Design; Bracket welded on bottom of Pipe.
- 101 W/Dual Bed Monolithic Converter.
- 147 If sensor installation required, drill 1/2" hole in Pipe at tap.

GENERAL INFORMATION

PASSENGER CAR

LIGHT TRUCK

MUFFLER SPECS.

OPTIONAL MUFFLERS

CONVERTER SPECS.

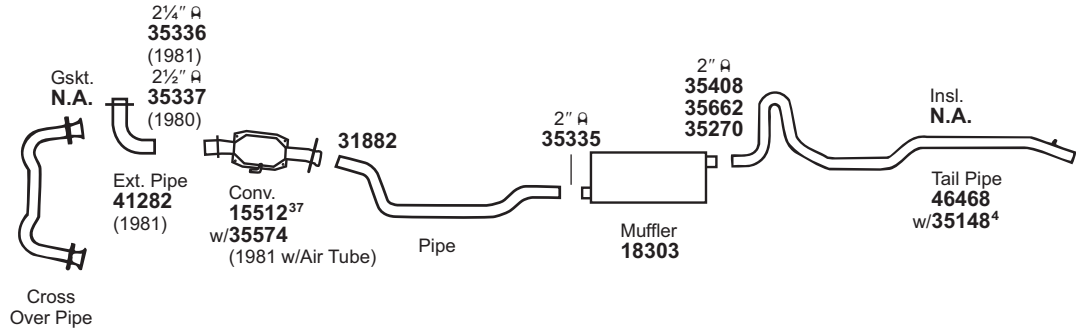
ACCESSORIES

FOOTNOTES



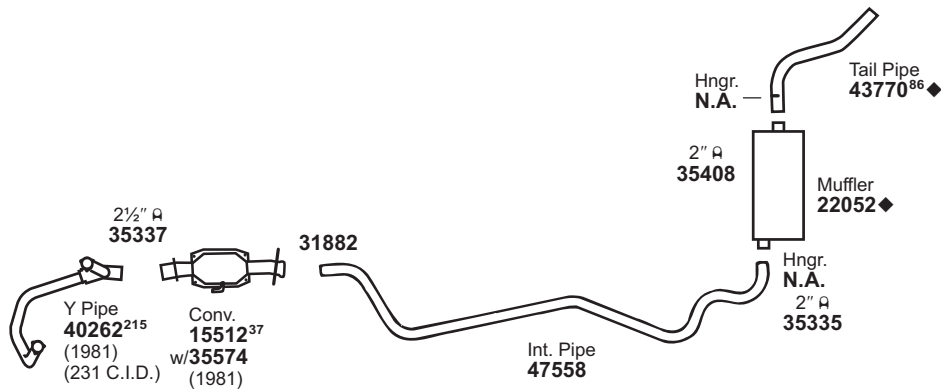
# PONTIAC Bonneville

(11798) 1981-80 V6 CYL. BONNEVILLE w/3.8L (231 C.I.D.) ENG., TAIL PIPE EXITS IN REAR



For 15512: Univ. Conv. 15032#  
 For 18303: Tru-Fit 18105      Univ. SoundFX 17877      Super Turbo 17736#

(11799) 1981-80 V6 CYL. BONNEVILLE w/3.8L (231 C.I.D.) ENG., TAIL PIPE EXITS ON PASSENGER SIDE  
 1980 8 CYL. BONNEVILLE w/4.9L (301 C.I.D.) ENG. (EXC. HIGH PERFORMANCE), TAIL PIPE EXITS ON PASSENGER SIDE



For 15512: Univ. Conv. 15032#  
 For 22052: SoundFX 18275      Tru-Fit 18101      Univ. SoundFX 17840  
 Super Turbo 17730#

31882 Fling. 	35148 Brkt. 	35270 Hngr. 	35662 Brkt. 										
---------------------	--------------------	--------------------	--------------------	--	--	--	--	--	--	--	--	--	--

NOT LEGAL FOR SALE IN STATE OF CALIFORNIA  
 IN NEW YORK STATE, CONVERTERS LISTED ARE LEGAL FOR FEDERAL/EPA EMISSION VEHICLES ONLY

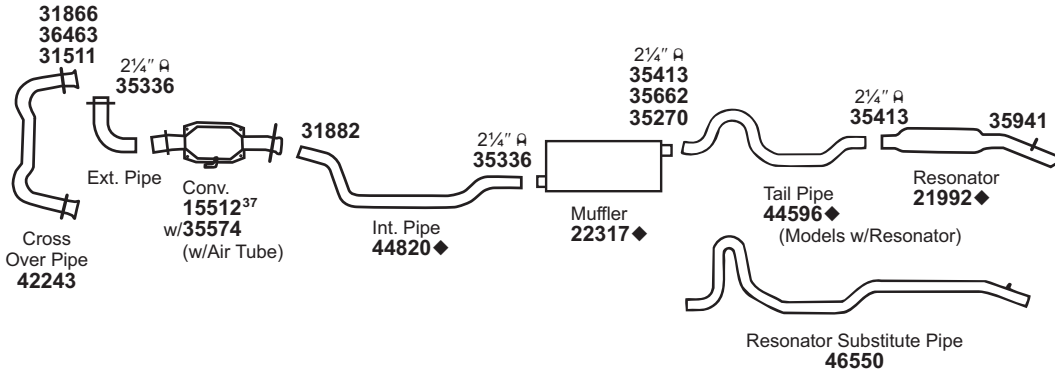
◆ If welded assembly, replace all required parts.  
 # Modifications and/or additional parts required.  
 4 Requires 35408 (2") Clamp.

37 Fits All Emissions Vehicles.  
 86 Early Design; Bracket welded on top of Pipe.  
 215 Plug Sensor fitting, if required using 35299 Plug.

- GENERAL INFORMATION
- PASSENGER CAR
- LIGHT TRUCK
- MUFFLER SPECS.
- OPTIONAL MUFFLERS
- CONVERTER SPECS.
- ACCESSORIES
- FOOTNOTES

# PONTIAC Bonneville

(11800) 1981 8 CYL. BONNEVILLE w/5.0L ENG. (EXC. STATION WAGON)

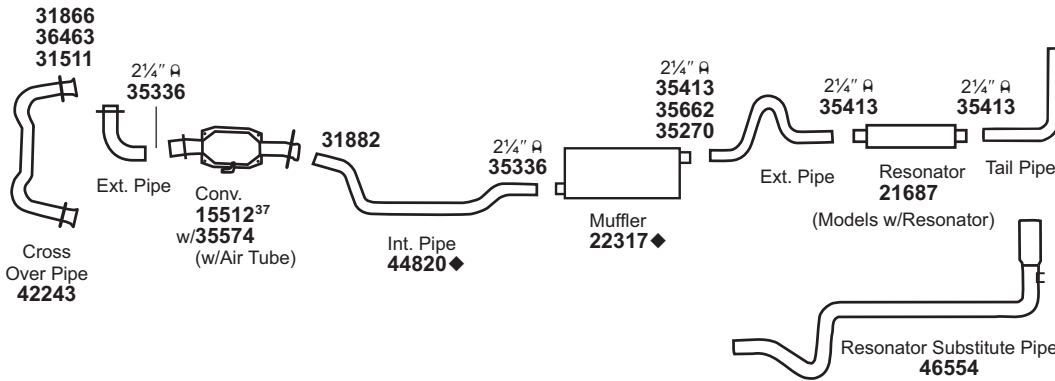


For 15512: Univ. Conv. 15032#  
 For 21992: SoundFX 18352  
 For 22317: SoundFX 18235  
 Super Turbo 17732#

Univ. SoundFX 17852#  
 Tru-Fit 18141

Glasspack 24069<sup>545</sup>  
 Univ. SoundFX 17843

(11801) 1981 8 CYL. BONNEVILLE SAFARI STATION WAGON w/5.0L ENG.



For 15512: Univ. Conv. 15032#  
 For 21687: Univ. SoundFX 17812#  
 For 22317: SoundFX 18235  
 Super Turbo 17732#

Tru-Fit 18141

Univ. SoundFX 17843

31511 Gskt.	31866 Fling.	31882 Fling.	35270 Hngr.	35662 Brkt.	35941 Hngr.	36463 Sprgs.							

NOT LEGAL FOR SALE IN STATE OF CALIFORNIA  
 IN NEW YORK STATE, CONVERTERS LISTED ARE LEGAL FOR FEDERAL/EPA EMISSION VEHICLES ONLY

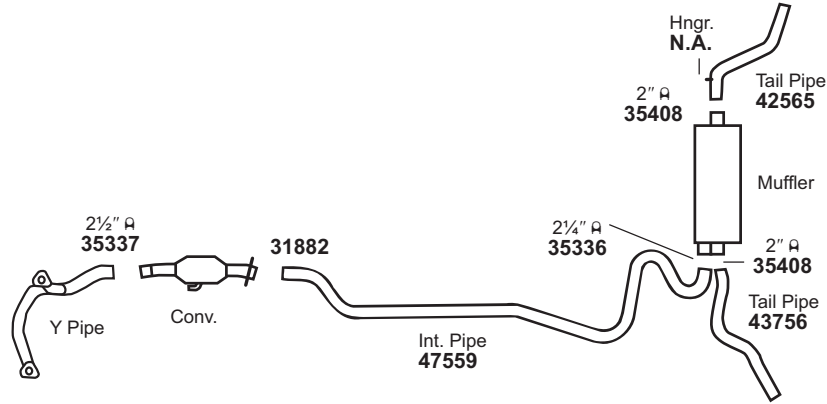
622 ♦ If welded assembly, replace all required parts.  
 # Modifications and/or additional parts required.

37 Fits All Emissions Vehicles.  
 545 Requires 35003 Bracket & 41206 Spout on Outlet.

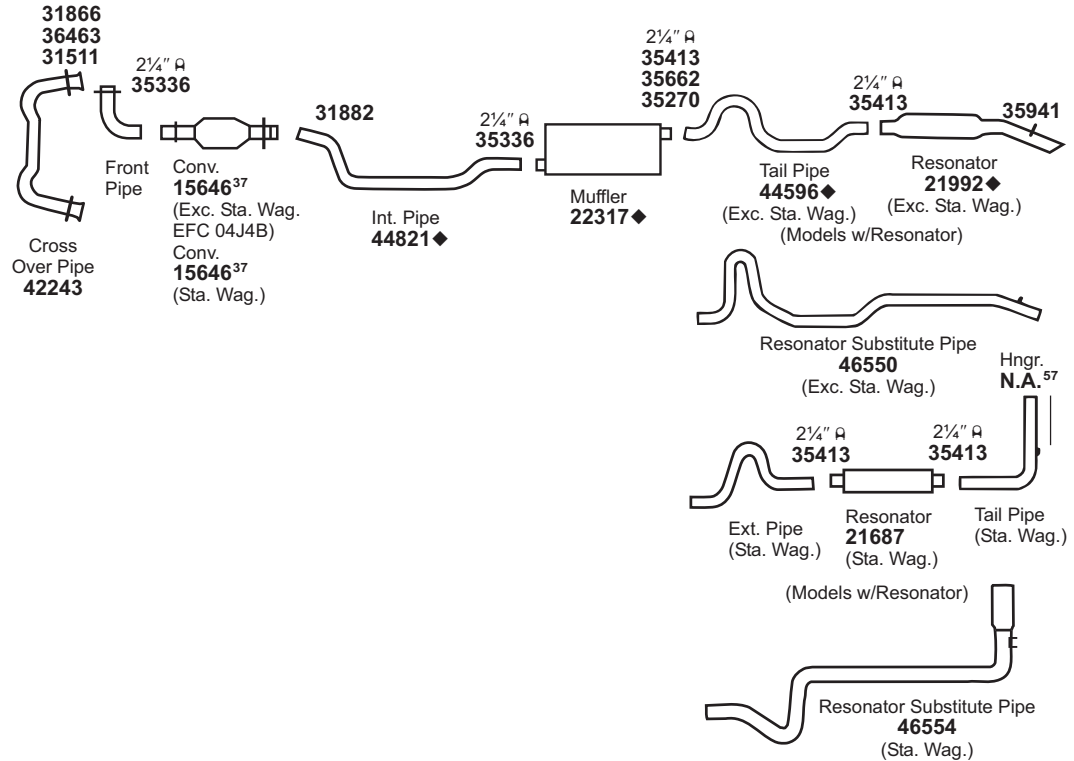


# PONTIAC Bonneville

(11802) 1980 8 CYL. BONNEVILLE w/4.9L (301 C.I.D.) ENG. w/HIGH PERFORMANCE OPTION



(11803) 1980 8 CYL. BONNEVILLE w/5.7L (350 C.I.D.) ENG. CODE R - OLDSMOBILE ENG.



For 15646: Univ. Conv. 15037#  
 For 21687: Univ. SoundFX 17812#  
 For 21992: SoundFX 18352  
 For 22317: SoundFX 18235  
 Super Turbo 17732#

Univ. SoundFX 17852#  
 Tru-Fit 18141

Glasspack 24069<sup>545</sup>  
 Univ. SoundFX 17843

31511 Gskt. 	31866 Fling. 	31882 Fling. 	35270 Hngr. 	35662 Brkt. 	35941 Hngr. 	36463 Sprgs. 													
--------------------	---------------------	---------------------	--------------------	--------------------	--------------------	---------------------	--	--	--	--	--	--	--	--	--	--	--	--	--

NOT LEGAL FOR SALE IN STATE OF CALIFORNIA  
 IN NEW YORK STATE, CONVERTERS LISTED ARE LEGAL FOR FEDERAL/EPA EMISSION VEHICLES ONLY

◆ If welded assembly, replace all required parts.  
 # Modifications and/or additional parts required.  
 37 Fits All Emissions Vehicles.

57 Also available 35210 Universal Hanger.  
 545 Requires 35003 Bracket & 41206 Spout on Outlet.

GENERAL INFORMATION

PASSENGER CAR

LIGHT TRUCK

MUFFLER SPECS.

OPTIONAL MUFFLERS

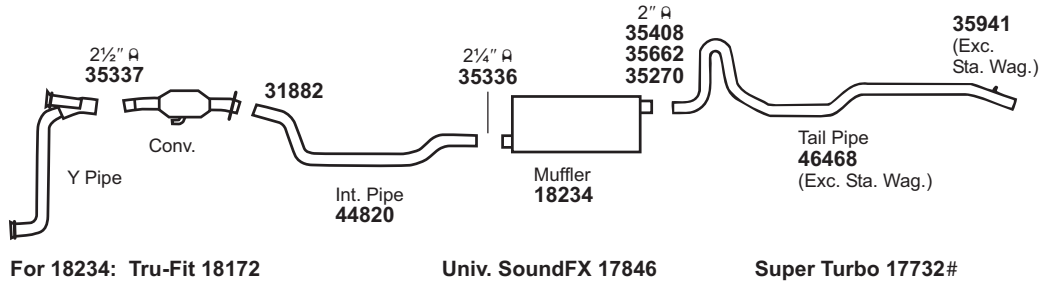
CONVERTER SPECS.

ACCESSORIES

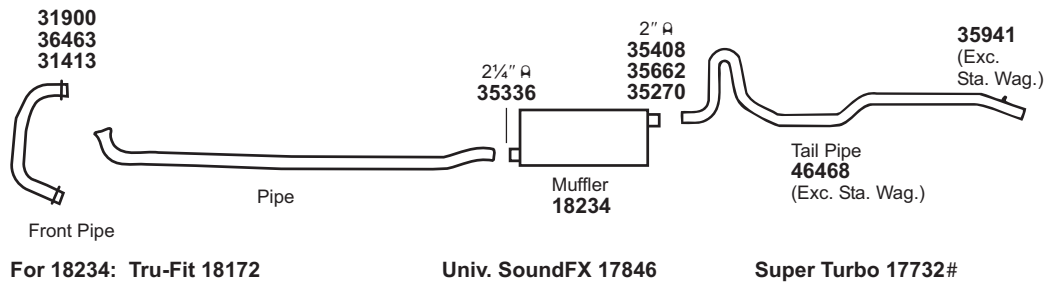
FOOTNOTES

# PONTIAC Bonneville

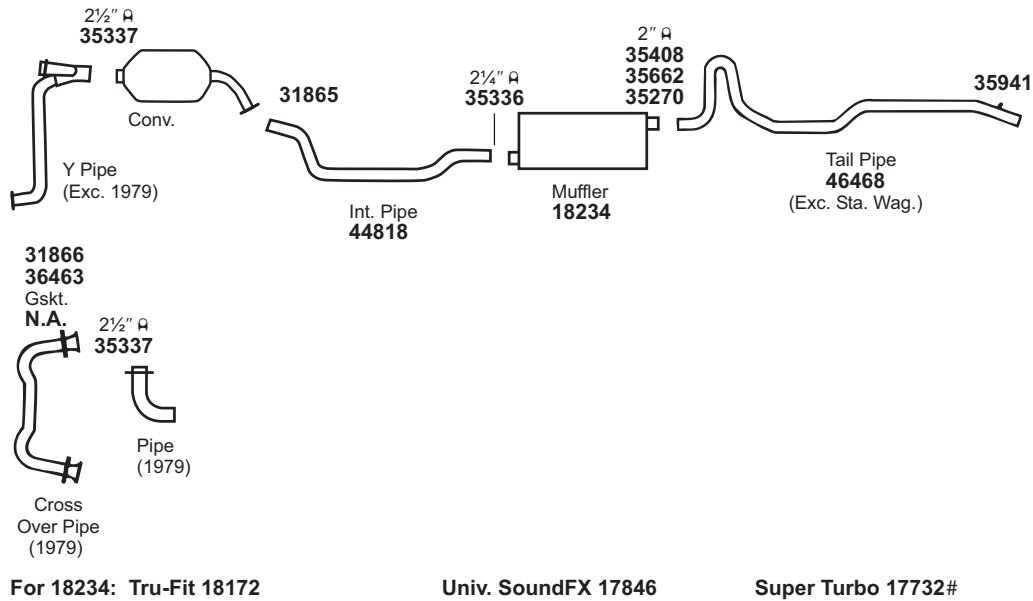
(11804) 1980 8 CYL. BONNEVILLE w/5.7L (350 C.I.D.) ENG. CODE X - BUICK ENG.



(11805) 1980 8 CYL. BONNEVILLE w/5.7L (350 C.I.D.) DIESEL ENG.



(11806) 1979-77 8 CYL. BONNEVILLE w/4.9L (301 C.I.D.) ENG.

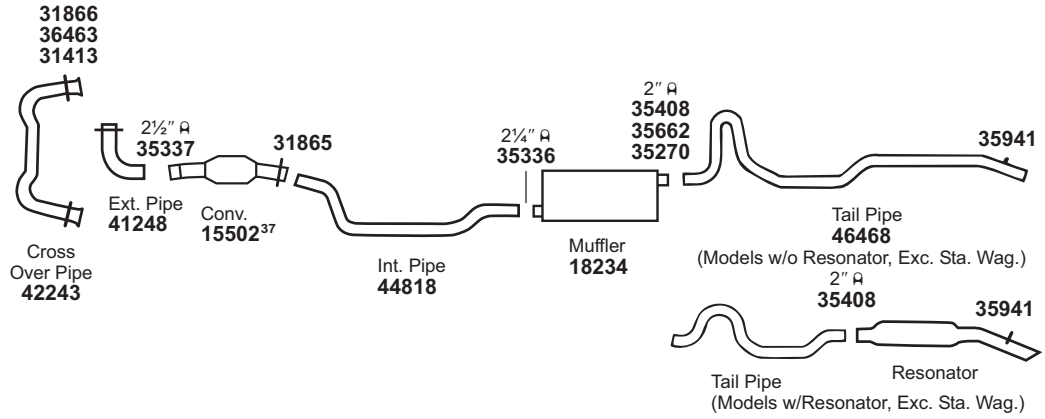


31413 Gskt.	31865 Fling.	31866 Fling.	31882 Fling.	31900 Fling.	35270 Hngr.	35662 Brkt.	35941 Hngr.	36463 Sprgs.					

NOT LEGAL FOR SALE IN STATE OF CALIFORNIA  
IN NEW YORK STATE, CONVERTERS LISTED ARE LEGAL FOR FEDERAL/EPA EMISSION VEHICLES ONLY

# PONTIAC Bonneville

(11807) 1979-78 8 CYL. BONNEVILLE w/5.7L (350 C.I.D.) ENG. CODE R (OLDSMOBILE ENG.)

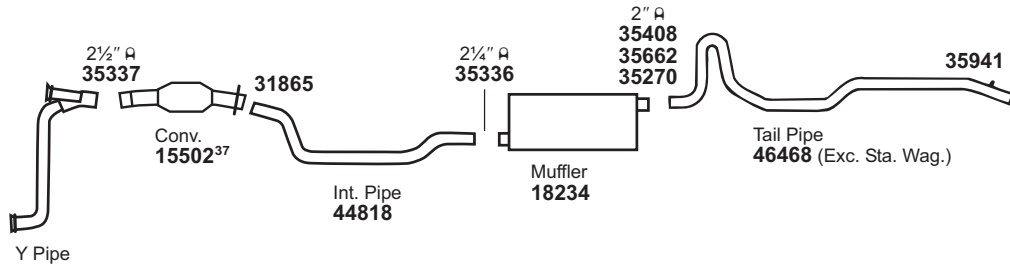


For 15502: Univ. Conv. 15038#  
For 18234: Tru-Fit 18172

Univ. SoundFX 17846

Super Turbo 17732#

(11808) 1979-78 8 CYL. BONNEVILLE w/5.7L (350 C.I.D.) ENG. CODE X (BUICK ENG.)



For 15502: Univ. Conv. 15038#  
For 18234: Tru-Fit 18172

Univ. SoundFX 17846

Super Turbo 17732#

31413 Gskt.	31865 Flng.	31866 Flng.	35270 Hngr.	35662 Brkt.	35941 Hngr.	36463 Sprgs.							

NOT LEGAL FOR SALE IN STATE OF CALIFORNIA  
IN NEW YORK STATE, CONVERTERS LISTED ARE LEGAL FOR FEDERAL/EPA EMISSION VEHICLES ONLY

GENERAL INFORMATION

PASSENGER CAR

LIGHT TRUCK

MUFFLER SPECS.

OPTIONAL MUFFLERS

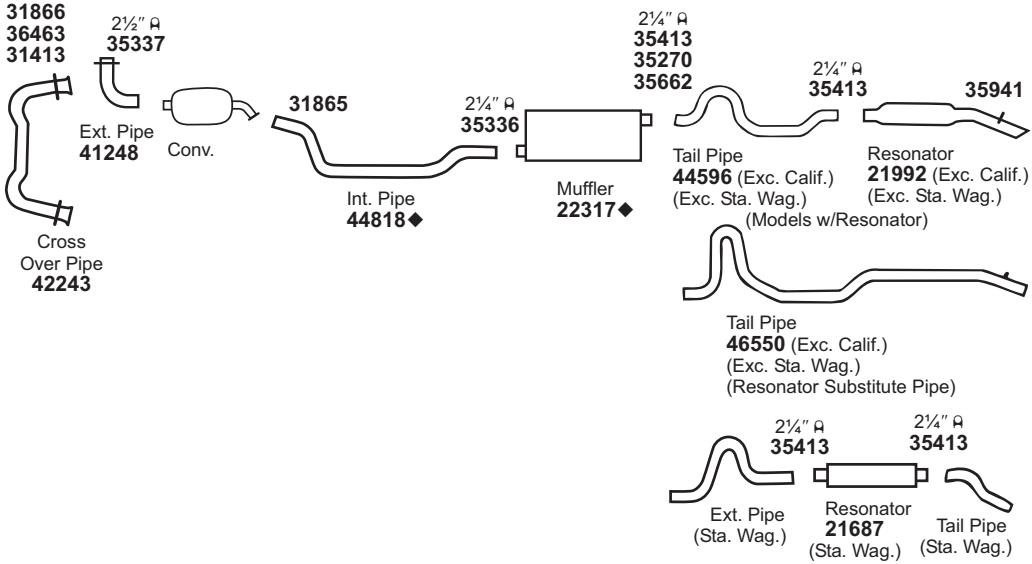
CONVERTER SPECS.

ACCESSORIES

FOOTNOTES

# PONTIAC Bonneville

(11809) 1979-78 8 CYL. BONNEVILLE w/6.6L (403 C.I.D.) ENG. (EXC. STATION WAGON)  
 1979 8 CYL. BONNEVILLE SAFARI STATION WAGON w/6.6L (403 C.I.D.) ENG.

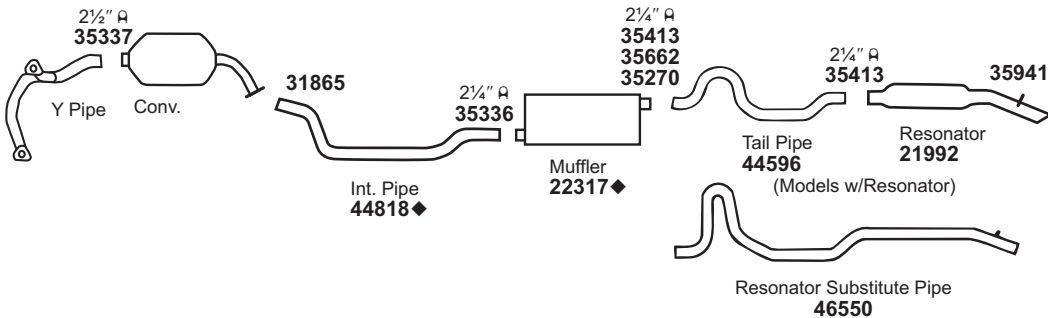


For 21687: Univ. SoundFX 17812#  
 For 21992: SoundFX 18352  
 For 22317: SoundFX 18235  
 Super Turbo 17732#

Univ. SoundFX 17852#  
 Tru-Fit 18141

Glasspack 24069<sup>545</sup>  
 Univ. SoundFX 17843

(11810) 1978 8 CYL. BONNEVILLE w/6.6L (400 C.I.D.) ENG. (EXC. STATION WAGON)  
 1977 8 CYL. BONNEVILLE, BONNEVILLE BROUGHAM w/6.6L (400 C.I.D.) ENG.  
 (EXC. STATION WAGON)



For 21992: SoundFX 18352  
 For 22317: SoundFX 18235  
 Super Turbo 17732#

Univ. SoundFX 17852#  
 Tru-Fit 18141

Glasspack 24069<sup>545</sup>  
 Univ. SoundFX 17843

31413 Gskt.	31865 Fing.	31866 Fing.	35270 Hngr.	35662 Brkt.	35941 Hngr.	36463 Sprgs.									

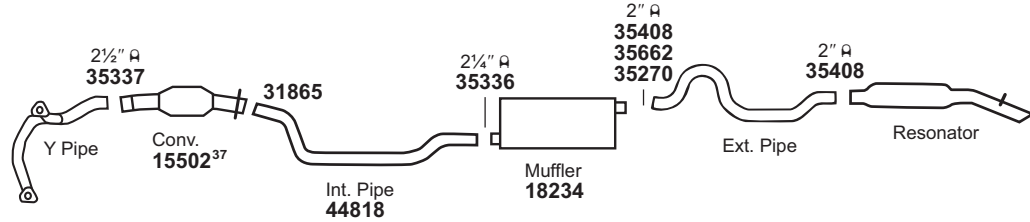
NOT LEGAL FOR SALE IN STATE OF CALIFORNIA  
 IN NEW YORK STATE, CONVERTERS LISTED ARE LEGAL FOR FEDERAL/EPA EMISSION VEHICLES ONLY

◆ If welded assembly, replace all required parts.  
 # Modifications and/or additional parts required.

545 Requires 35003 Bracket & 41206 Spout on Outlet.

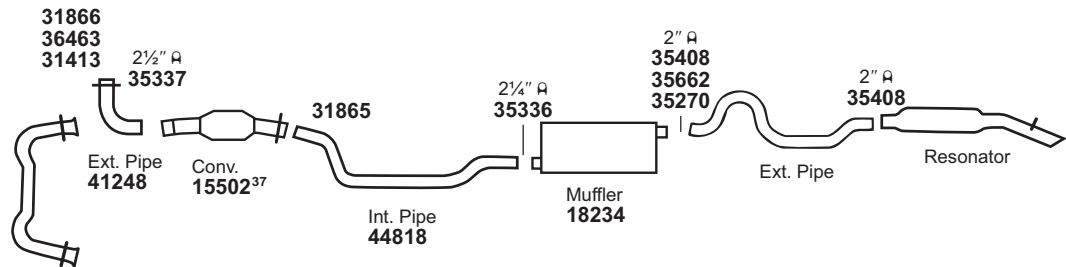
# PONTIAC Bonneville

(11811) 1977 8 CYL. BONNEVILLE, BONNEVILLE BROUGHAM w/5.7L (350 C.I.D.) ENG. CODE P (EXC. STATION WAGON)



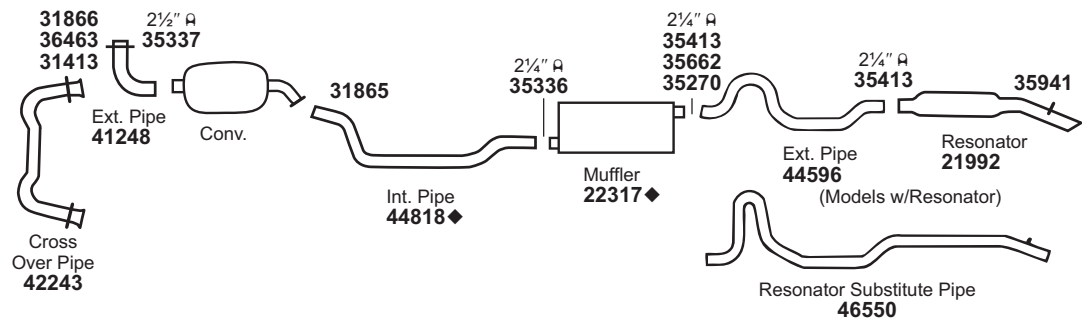
For 15502: Univ. Conv. 15038#  
 For 18234: Tru-Fit 18172  
 Univ. SoundFX 17846  
 Super Turbo 17732#

(11812) 1977 8 CYL. BONNEVILLE, BONNEVILLE BROUGHAM w/5.7L (350 C.I.D.) ENG. CODE R (OLDSMOBILE ENG.) (EXC. STATION WAGON)



For 15502: Univ. Conv. 15038#  
 For 18234: Tru-Fit 18172  
 Univ. SoundFX 17846  
 Super Turbo 17732#

(11813) 1977 8 CYL. BONNEVILLE, BONNEVILLE BROUGHAM w/6.6L (403 C.I.D.) ENG. (EXC. STATION WAGON)



For 21992: SoundFX 18352  
 For 22317: SoundFX 18235  
 Super Turbo 17732#  
 Univ. SoundFX 17852#  
 Tru-Fit 18141  
 Glasspack 24069<sup>545</sup>  
 Univ. SoundFX 17843

31413 Gskt.	31865 Flng.	31866 Flng.	35270 Hngr.	35662 Brkt.	35941 Hngr.	36463 Sprgs.							

NOT LEGAL FOR SALE IN STATE OF CALIFORNIA  
 IN NEW YORK STATE, CONVERTERS LISTED ARE LEGAL FOR FEDERAL/EPA EMISSION VEHICLES ONLY

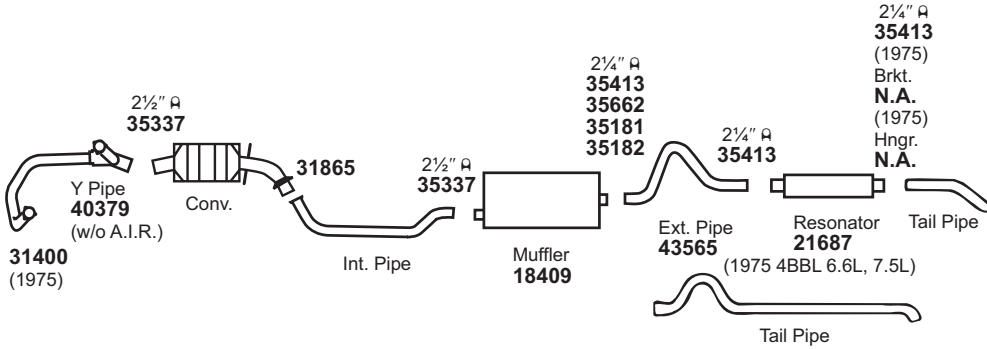
◆ If welded assembly, replace all required parts.  
 # Modifications and/or additional parts required.

37 Fits All Emissions Vehicles.  
 545 Requires 35003 Bracket & 41206 Spout on Outlet.

GENERAL INFORMATION  
 PASSENGER CAR  
 LIGHT TRUCK  
 MUFFLER SPECS.  
 OPTIONAL MUFFLERS  
 CONVERTER SPECS.  
 ACCESSORIES  
 FOOTNOTES

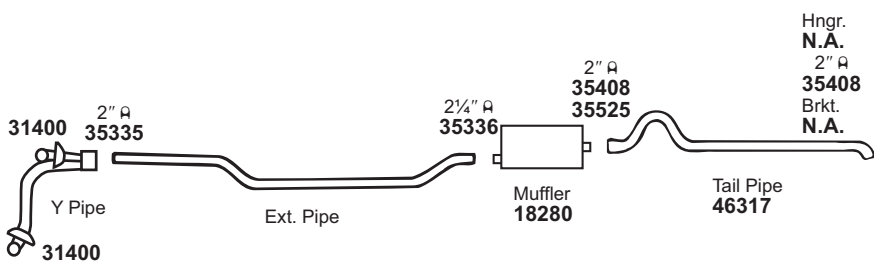
# PONTIAC Bonneville

(11814) 1976-75 8 CYL. BONNEVILLE w/6.6L (400 C.I.D.), 7.5L (455 C.I.D.) ENG. (EXC. STATION WAGON)



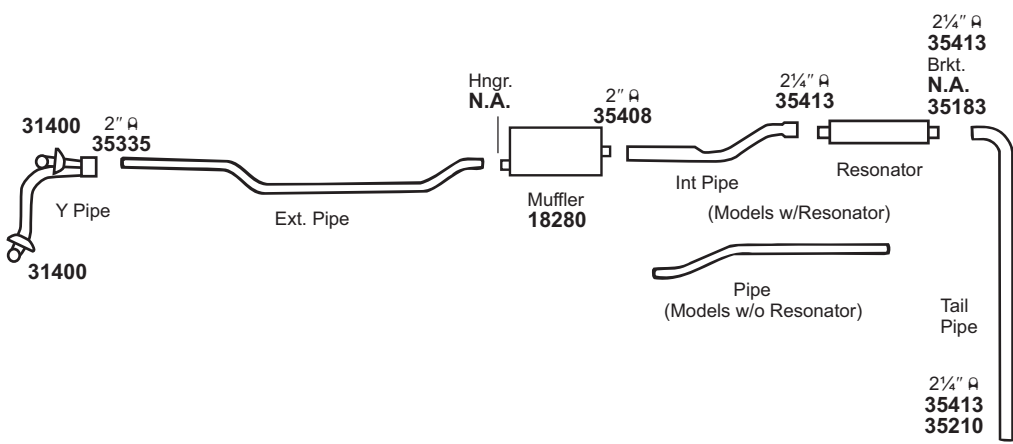
For 18409: Tru-Fit 18112                      Univ. SoundFX 17824                      Super Turbo 17748#  
Ultra Flo SS 17289#  
For 21687: Univ. SoundFX 17812#

(11815) 1974-73 8 CYL. BONNEVILLE w/5.7L (350 C.I.D.), 6.6L (400 C.I.D.) CHEVROLET ENG. (SEDAN)



For 18280: Tru-Fit 18111                      Univ. SoundFX 17800                      Super Turbo 17747#

(11816) 1974-73 8 CYL. BONNEVILLE STATION WAGON w/5.7L (350 C.I.D.), 6.6L (400 C.I.D.) ENG., CHEVROLET ENG.



For 18280: Tru-Fit 18111                      Univ. SoundFX 17800                      Super Turbo 17747#

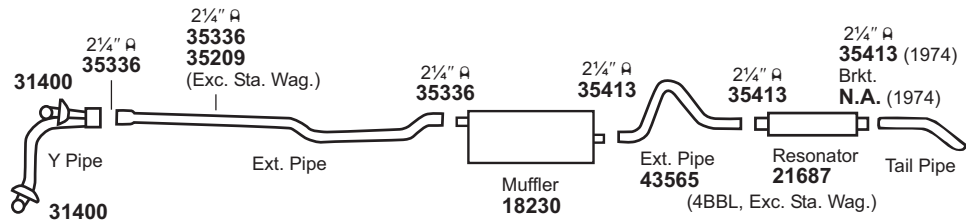
31400 Gskt.	31865 Flng.	35181 Brkt.	35182 Brkt.	35183 Insl.	35210 Hngr.	35525 Hngr.	35662 Brkt.						

NOT LEGAL FOR SALE IN STATE OF CALIFORNIA  
IN NEW YORK STATE, CONVERTERS LISTED ARE LEGAL FOR FEDERAL/EPA EMISSION VEHICLES ONLY

# PONTIAC Bonneville

(11817)	1974-73	8 CYL.	BONNEVILLE STATION WAGON w/6.6L (400 C.I.D.), 7.5L (455 C.I.D.) ENG. PONTIAC ENG.
	1974	8 CYL.	BONNEVILLE w/6.6L (400 C.I.D.) ENG. (EXC. STATION WAGON) PONTIAC ENG.
	1973	8 CYL.	BONNEVILLE w/6.6L (400 C.I.D.), 7.5L (455 C.I.D.) ENG., 4BBL (EXC. STATION WAGON) PONTIAC ENG.

GENERAL INFORMATION



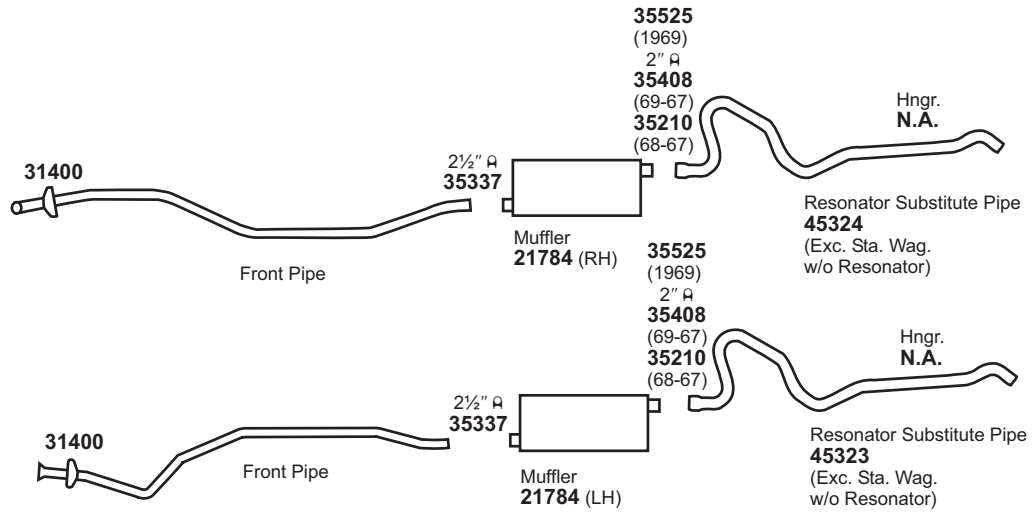
PASSENGER CAR

For 18230: Tru-Fit 18113      Univ. SoundFX 17808      Super Turbo 17747#  
 For 21687: Univ. SoundFX 17812#

LIGHT TRUCK

(11818)	1969-65	8 CYL.	BONNEVILLE (CANADIAN BUILT)
---------	---------	--------	-----------------------------

MUFFLER SPECS.



OPTIONAL MUFFLERS

For 21784: SoundFX 18293      Tru-Fit 18120      Univ. SoundFX 17831  
 Super Turbo 17749#      Ultra Flo SS 17258<sup>576</sup>

CONVERTER SPECS.

ACCESSORIES

FOOTNOTES

31400 Gskt.	35209 Hngr.	35210 Hngr.	35525 Hngr.										

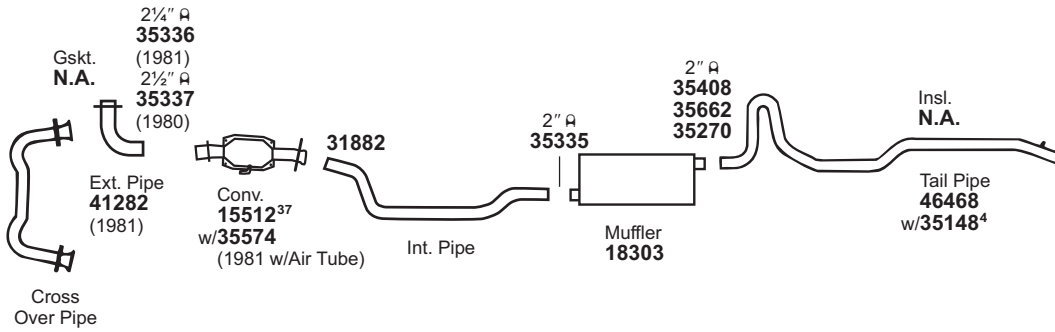
NOT LEGAL FOR SALE IN STATE OF CALIFORNIA  
 IN NEW YORK STATE, CONVERTERS LISTED ARE LEGAL FOR FEDERAL/EPA EMISSION VEHICLES ONLY

# Modifications and/or additional parts required.

<sup>576</sup> For installation instructions and additional parts required, see the Cross Reference Chart in the Master Catalog.

# PONTIAC Catalina

(11819) 1981-80 V6 CYL. CATALINA w/3.8L ENG.

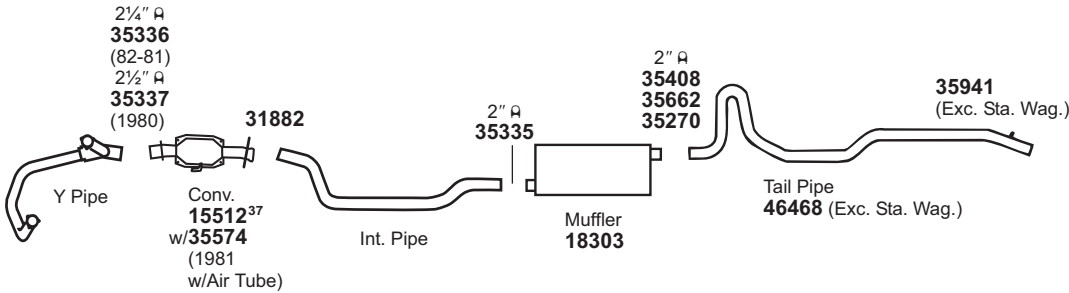


For 15512: Univ. Conv. 15032#  
 For 18303: Tru-Fit 18105

Univ. SoundFX 17877

Super Turbo 17736#

(11820) 1981-80 8 CYL. CATALINA w/4.3L, 4.4L ENG.

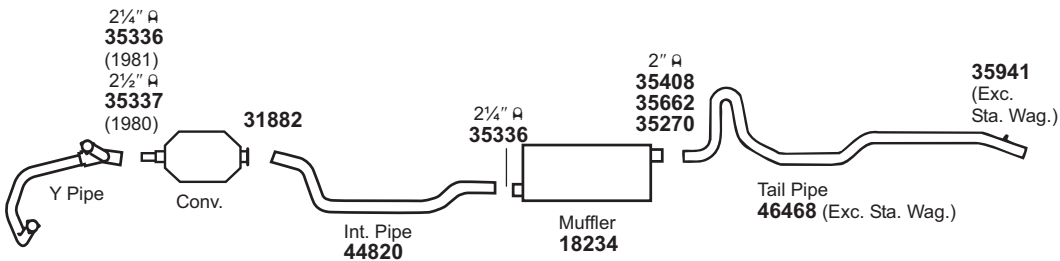


For 15512: Univ. Conv. 15032#  
 For 18303: Tru-Fit 18105

Univ. SoundFX 17877

Super Turbo 17736#

(11821) 1981-80 8 CYL. CATALINA w/5.0L (305 C.I.D.) ENG.



For 18234: Tru-Fit 18172

Univ. SoundFX 17846

Super Turbo 17732#

31882 Fling. 	35148 Brkt. 	35270 Hngr. 	35662 Brkt. 	35941 Hngr. 															
---------------------	--------------------	--------------------	--------------------	--------------------	--	--	--	--	--	--	--	--	--	--	--	--	--	--	--

NOT LEGAL FOR SALE IN STATE OF CALIFORNIA  
 IN NEW YORK STATE, CONVERTERS LISTED ARE LEGAL FOR FEDERAL/EPA EMISSION VEHICLES ONLY

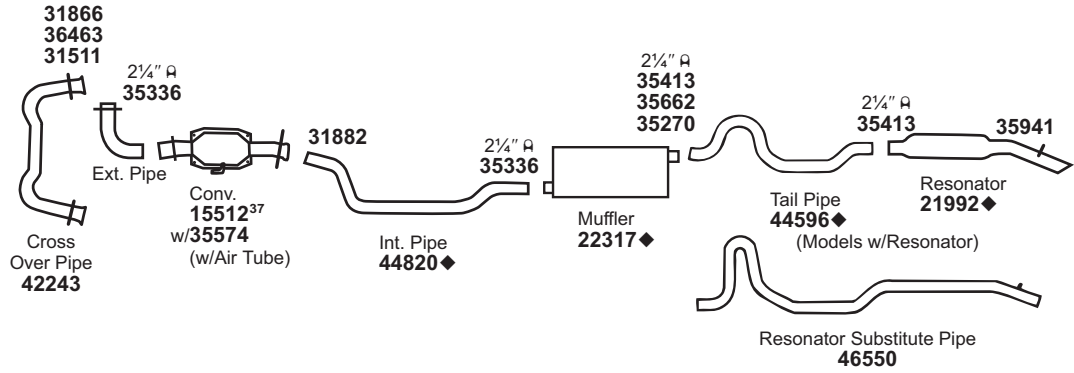
630 # Modifications and/or additional parts required.  
 4 Requires 35408 (2") Clamp.

37 Fits All Emissions Vehicles.



# PONTIAC Catalina

(11822) 1981 8 CYL. CATALINA w/5.0L (307 C.I.D.) ENG. (EXC. STATION WAGON)

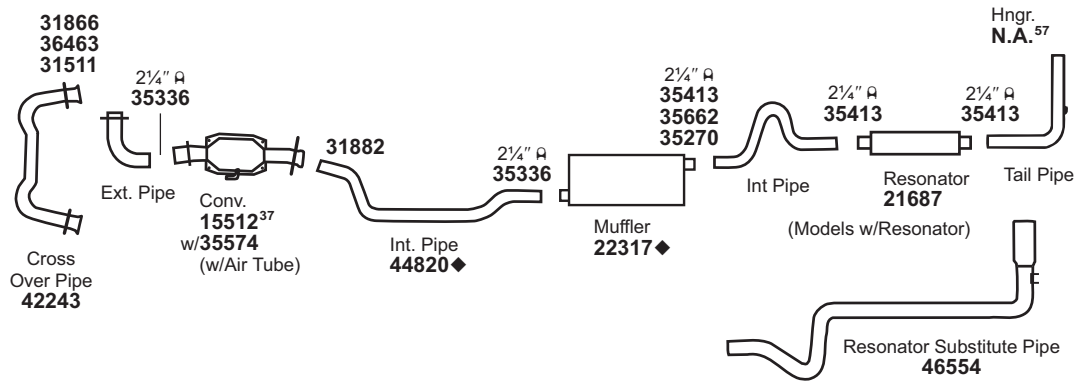


For 15512: Univ. Conv. 15032#  
 For 21992: SoundFX 18352  
 For 22317: SoundFX 18235  
 Super Turbo 17732#

Univ. SoundFX 17852#  
 Tru-Fit 18141

Glasspack 24069<sup>545</sup>  
 Univ. SoundFX 17843

(11823) 1981 8 CYL. CATALINA SAFARI STATION WAGON w/5.0L (307 C.I.D.) ENG.

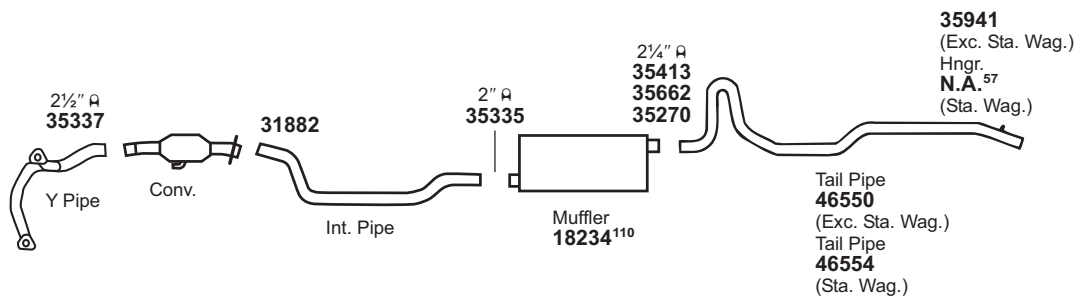


For 15512: Univ. Conv. 15032#  
 For 21687: Univ. SoundFX 17812#  
 For 22317: SoundFX 18235  
 Super Turbo 17732#

Tru-Fit 18141

Univ. SoundFX 17843

(11824) 1980 8 CYL. CATALINA w/4.9L ENG.



For 18234: Tru-Fit 18172

Univ. SoundFX 17846

Super Turbo 17732#

31511 Gskt.	31866 Fling.	31882 Fling.	35270 Hngr.	35662 Brkt.	35941 Hngr.	36463 Sprgs.							

NOT LEGAL FOR SALE IN STATE OF CALIFORNIA  
 IN NEW YORK STATE, CONVERTERS LISTED ARE LEGAL FOR FEDERAL/EPA EMISSION VEHICLES ONLY

◆ If welded assembly, replace all required parts.  
 # Modifications and/or additional parts required.  
 37 Fits All Emissions Vehicles.

57 Also available 35210 Universal Hanger.  
 110 Must be installed backwards.  
 545 Requires 35003 Bracket & 41206 Spout on Outlet.

GENERAL INFORMATION

PASSENGER CAR

LIGHT TRUCK

MUFFLER SPECS.

OPTIONAL MUFFLERS

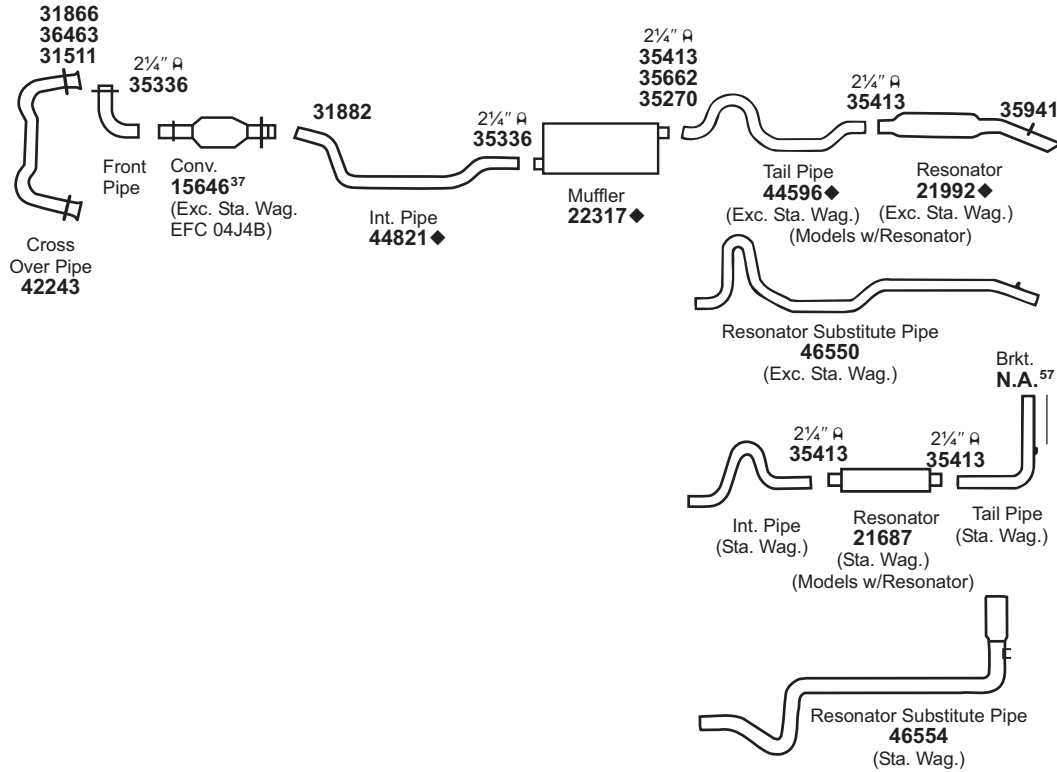
CONVERTER SPECS.

ACCESSORIES

FOOTNOTES

# PONTIAC Catalina

(11825) 1980 8 CYL. CATALINA w/5.7L (350 C.I.D.) ENG. CODE R - OLDSMOBILE ENG.

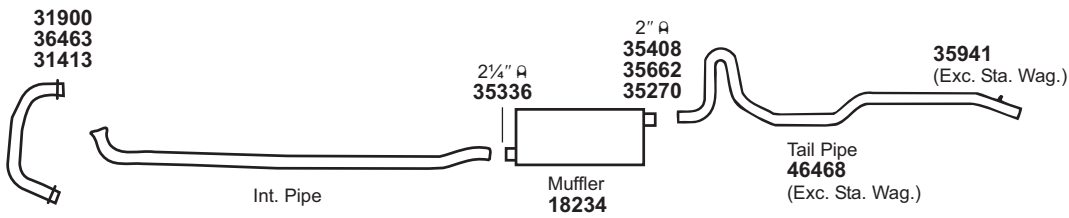


For 15646: Univ. Conv. 15037#  
For 21687: Univ. SoundFX 17812#  
For 21992: SoundFX 18352  
For 22317: SoundFX 18235  
Super Turbo 17732#

Univ. SoundFX 17852#  
Tru-Fit 18141

Glasspack 24069<sup>545</sup>  
Univ. SoundFX 17843

(11826) 1980 8 CYL. CATALINA w/5.7L (350 C.I.D.) DIESEL ENG.



For 18234: Tru-Fit 18172

Univ. SoundFX 17846

Super Turbo 17732#

31413 Gskt. 	31511 Gskt. 	31866 Fing. 	31882 Fing. 	31900 Fing. 	35270 Hngr. 	35662 Brkt. 	35941 Hngr. 	36463 Sprgs. 						
--------------------	--------------------	--------------------	--------------------	--------------------	--------------------	--------------------	--------------------	---------------------	--	--	--	--	--	--

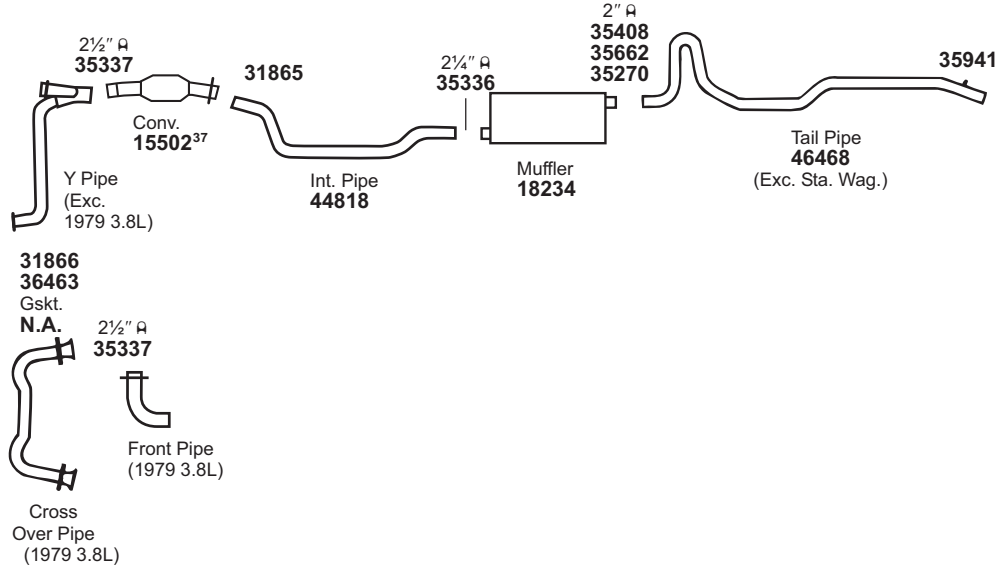
NOT LEGAL FOR SALE IN STATE OF CALIFORNIA  
IN NEW YORK STATE, CONVERTERS LISTED ARE LEGAL FOR FEDERAL/EPA EMISSION VEHICLES ONLY

◆ If welded assembly, replace all required parts.  
# Modifications and/or additional parts required.  
37 Fits All Emissions Vehicles.

<sup>57</sup> Also available 35210 Universal Hanger.  
<sup>545</sup> Requires 35003 Bracket & 41206 Spout on Outlet.

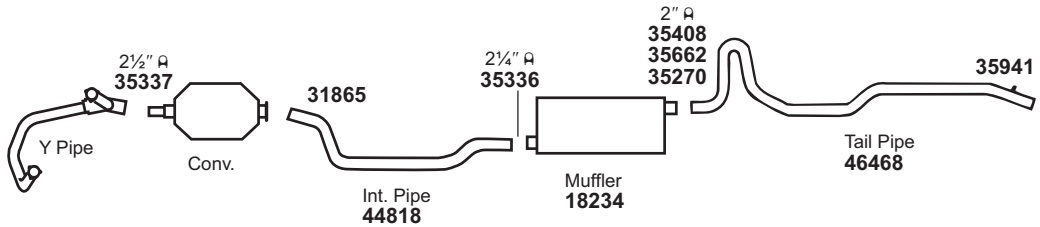
# PONTIAC Catalina

(11827) 1979-77 V6 CYL. CATALINA w/3.8L (231 C.I.D.) ENG.  
 1979-77 8 CYL. CATALINA w/4.9L (301 C.I.D.) ENG.



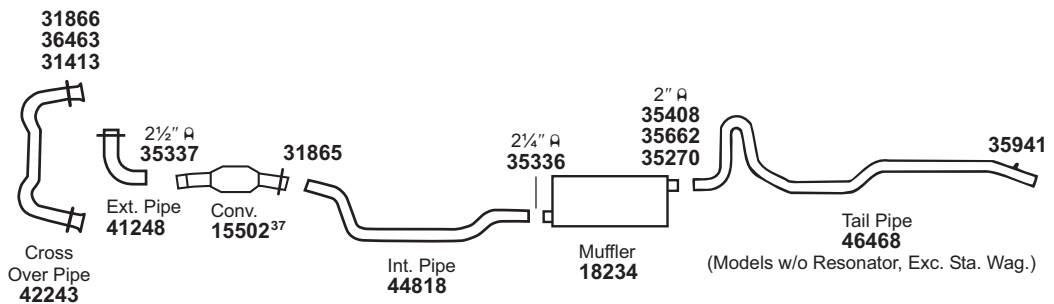
For 15502: Univ. Conv. 15038#  
 For 18234: Tru-Fit 18172      Univ. SoundFX 17846      Super Turbo 17732#

(11828) 1979-77 6 CYL. CATALINA w/4.1L (250 C.I.D.) ENG.



For 18234: Tru-Fit 18172      Univ. SoundFX 17846      Super Turbo 17732#

(11829) 1979-78 8 CYL. CATALINA w/5.7L (350 C.I.D.) ENG. CODE R (OLDSMOBILE ENG.)



For 15502: Univ. Conv. 15038#  
 For 18234: Tru-Fit 18172      Univ. SoundFX 17846      Super Turbo 17732#

31413 Gskt.	31865 Flng.	31866 Flng.	35270 Hngr.	35662 Brkt.	35941 Hngr.	36463 Sprgs.							

NOT LEGAL FOR SALE IN STATE OF CALIFORNIA  
 IN NEW YORK STATE, CONVERTERS LISTED ARE LEGAL FOR FEDERAL/EPA EMISSION VEHICLES ONLY

GENERAL INFORMATION

PASSENGER CAR

LIGHT TRUCK

MUFFLER SPECS.

OPTIONAL MUFFLERS

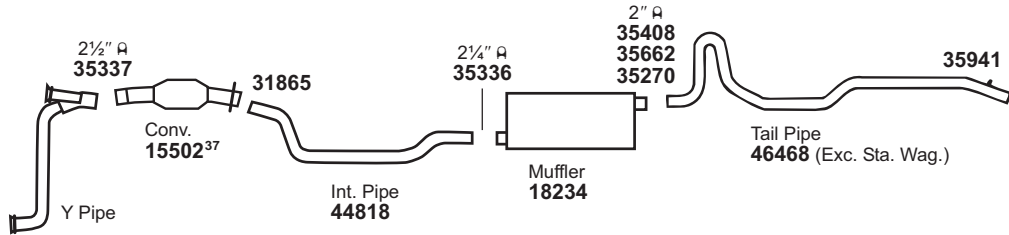
CONVERTER SPECS.

ACCESSORIES

FOOTNOTES

# PONTIAC Catalina

(11830) 1979-78 8 CYL. CATALINA w/5.7L (350 C.I.D.) ENG. CODE X (BUICK ENG.)

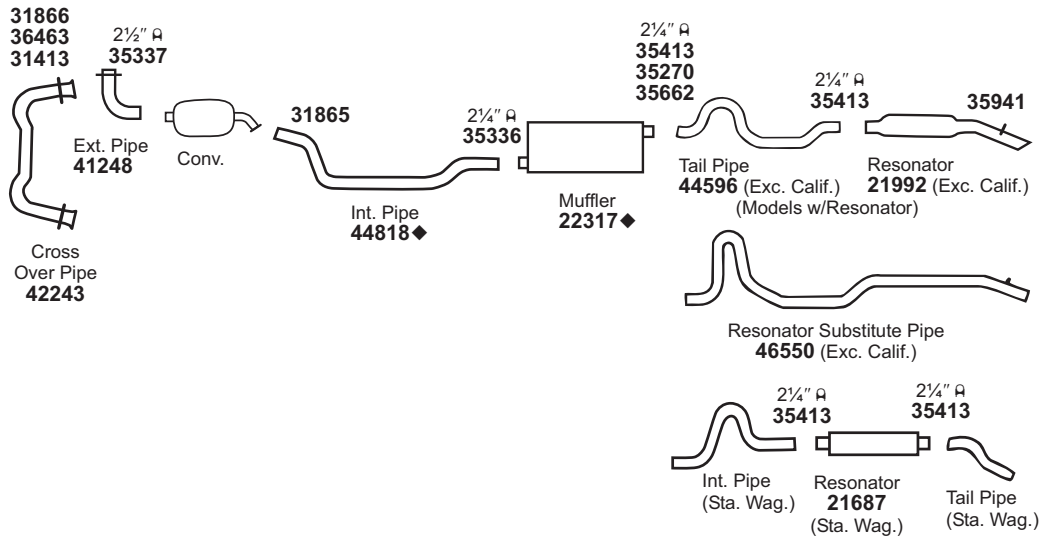


For 15502: Univ. Conv. 15038#  
For 18234: Tru-Fit 18172

Univ. SoundFX 17846

Super Turbo 17732#

(11831) 1979-78 8 CYL. CATALINA w/6.6L (403 C.I.D.) ENG. (EXC. STATION WAGON)  
1979-77 8 CYL. CATALINA SAFARI STATION WAGON w/6.6L (403 C.I.D.) ENG.

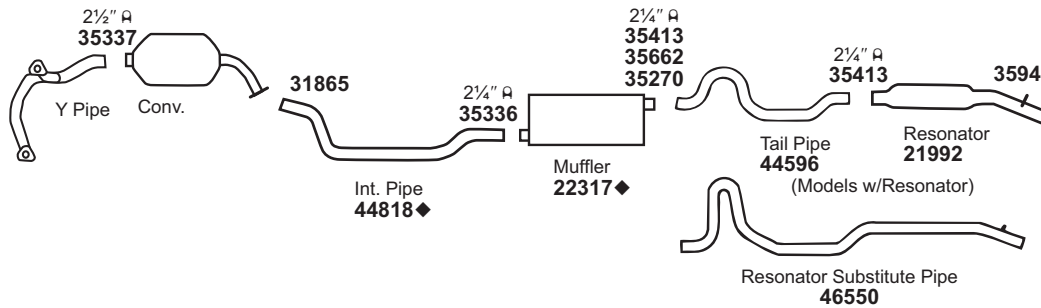


For 21687: Univ. SoundFX 17812#  
For 21992: SoundFX 18352  
For 22317: SoundFX 18235  
Super Turbo 17732#

Univ. SoundFX 17852#  
Tru-Fit 18141

Glasspack 24069<sup>545</sup>  
Univ. SoundFX 17843

(11832) 1978-77 8 CYL. CATALINA w/6.6L (400 C.I.D.) ENG. (EXC. STATION WAGON)



For 21992: SoundFX 18352  
For 22317: SoundFX 18235  
Super Turbo 17732#

Univ. SoundFX 17852#  
Tru-Fit 18141

Glasspack 24069<sup>545</sup>  
Univ. SoundFX 17843

31413 Gskt.	31865 Fling.	31866 Fling.	35270 Hngr.	35662 Brkt.	35941 Hngr.	36463 Sprgs.							

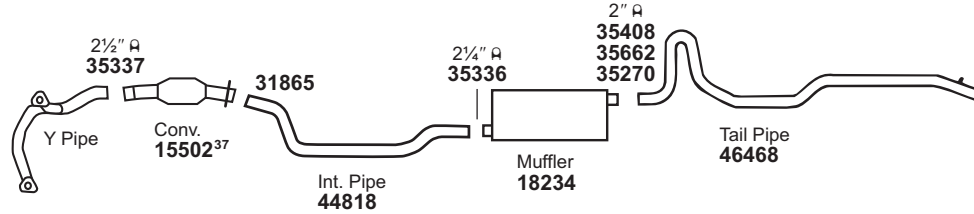
NOT LEGAL FOR SALE IN STATE OF CALIFORNIA  
IN NEW YORK STATE, CONVERTERS LISTED ARE LEGAL FOR FEDERAL/EPA EMISSION VEHICLES ONLY

634 ♦ If welded assembly, replace all required parts.  
# Modifications and/or additional parts required.

37 Fits All Emissions Vehicles.  
545 Requires 35003 Bracket & 41206 Spout on Outlet.

# PONTIAC Catalina

(11833) 1977 8 CYL. CATALINA w/5.7L (350 C.I.D.) ENG. CODE P (PONTIAC ENG.) (EXC. STATION WAGON)

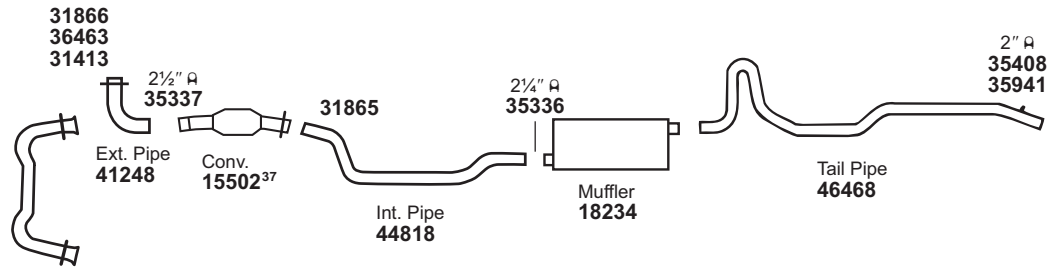


For 15502: Univ. Conv. 15038#  
 For 18234: Tru-Fit 18172 Univ. SoundFX 17846 Super Turbo 17732#

GENERAL INFORMATION

PASSENGER CAR

(11834) 1977 8 CYL. CATALINA w/5.7L (350 C.I.D.) ENG. CODE R (OLDSMOBILE ENG.) (EXC. STATION WAGON)  
 1977 8 CYL. CATALINA SAFARI STATION WAGON w/5.7L (350 C.I.D.) ENG



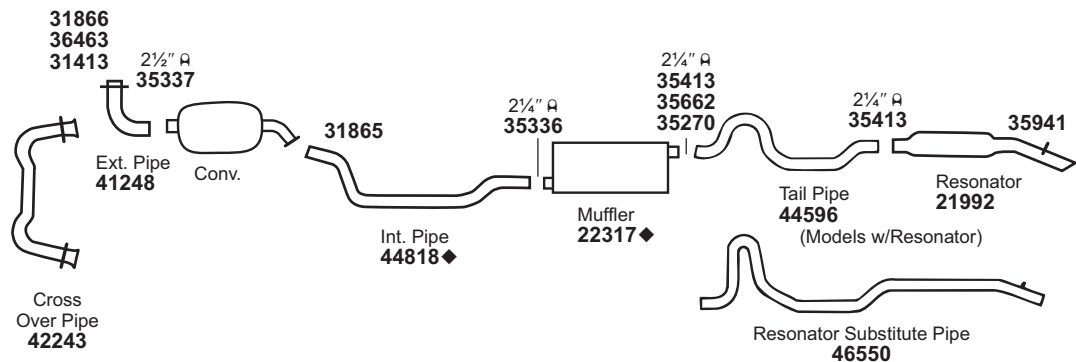
Cross Over Pipe 42243  
 For 15502: Univ. Conv. 15038#  
 For 18234: Tru-Fit 18172 Univ. SoundFX 17846 Super Turbo 17732#

LIGHT TRUCK

MUFFLER SPECS.

OPTIONAL MUFFLERS

(11835) 1977 8 CYL. CATALINA w/6.6L (403 C.I.D.) ENG. (EXC. STATION WAGON)



Cross Over Pipe 42243  
 For 21992: SoundFX 18352 Univ. SoundFX 17852# Glasspack 24069<sup>545</sup>  
 For 22317: SoundFX 18235 Tru-Fit 18141 Univ. SoundFX 17843  
 Super Turbo 17732#

CONVERTER SPECS.

ACCESSORIES

FOOTNOTES

31413 Gskt.	31865 Flng.	31866 Flng.	35270 Hngr.	35662 Brkt.	35941 Hngr.	36463 Sprgs.								

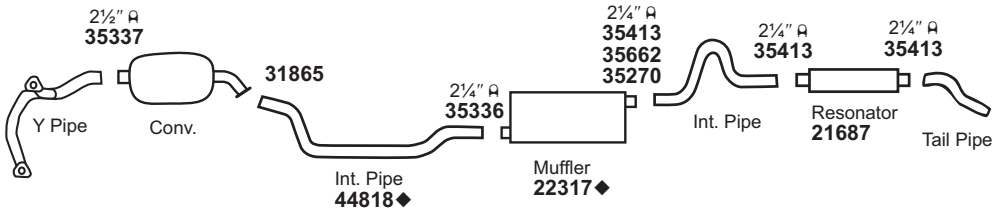
NOT LEGAL FOR SALE IN STATE OF CALIFORNIA  
 IN NEW YORK STATE, CONVERTERS LISTED ARE LEGAL FOR FEDERAL/EPA EMISSION VEHICLES ONLY

◆ If welded assembly, replace all required parts.  
 # Modifications and/or additional parts required.

37 Fits All Emissions Vehicles.  
 545 Requires 35003 Bracket & 41206 Spout on Outlet.

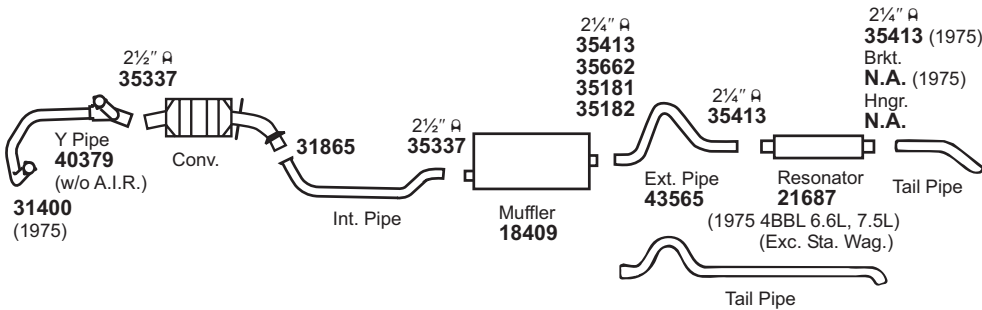
# PONTIAC Catalina

(11836) 1977 8 CYL. CATALINA SAFARI STATION WAGON w/6.6L (400 C.I.D.) ENG.



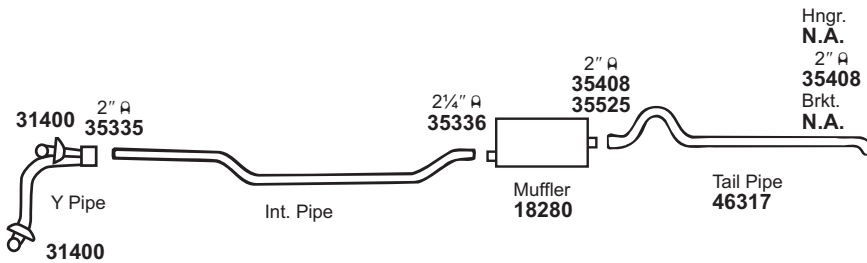
For 21687: Univ. SoundFX 17812#  
 For 22317: SoundFX 18235 Tru-Fit 18141 Univ. SoundFX 17843  
 Super Turbo 17732#

(11837) 1976-75 8 CYL. CATALINA w/5.7L (350 C.I.D.), 6.6L (400 C.I.D.), 7.5L (455 C.I.D.) ENG. (EXC. STATION WAGON)  
 1976-75 8 CYL. CATALINA SAFARI STATION WAGON w/6.6L (400 C.I.D.), 7.5L (455 C.I.D.) ENG.



For 18409: Tru-Fit 18112 Univ. SoundFX 17824 Super Turbo 17748#  
 Ultra Flo SS 17289#  
 For 21687: Univ. SoundFX 17812#

(11838) 1974-73 8 CYL. CATALINA w/5.7L (350 C.I.D.), 6.6L (400 C.I.D.) CHEVROLET ENG. (EXC. STATION WAGON)



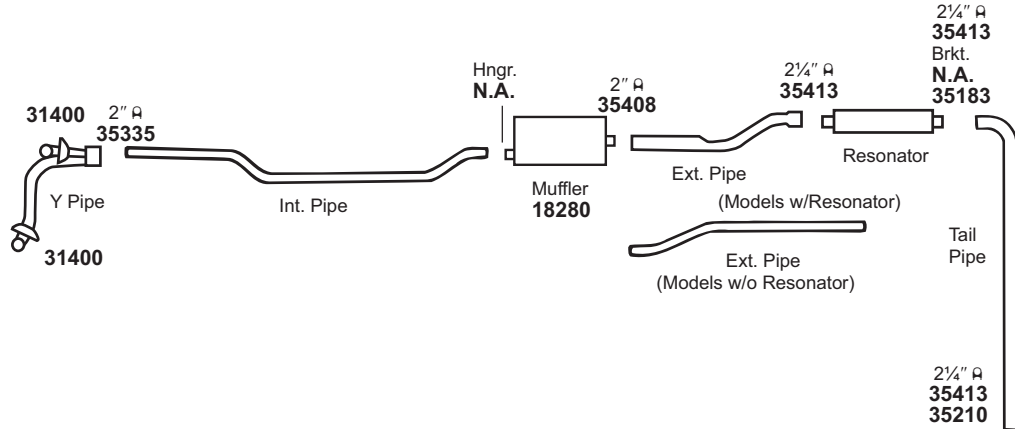
For 18280: Tru-Fit 18111 Univ. SoundFX 17800 Super Turbo 17747#

31400 Gskt.	31865 Fling.	35181 Brkt.	35182 Brkt.	35270 Hngr.	35525 Hngr.	35662 Brkt.						

NOT LEGAL FOR SALE IN STATE OF CALIFORNIA  
 IN NEW YORK STATE, CONVERTERS LISTED ARE LEGAL FOR FEDERAL/EPA EMISSION VEHICLES ONLY

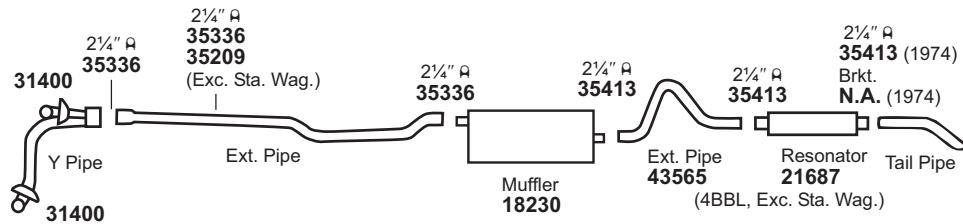
# PONTIAC Catalina

(11839) 1974-73 8 CYL. CATALINA STATION WAGON w/5.7L (350 C.I.D.), 6.6L (400 C.I.D.) CHEVROLET ENG.



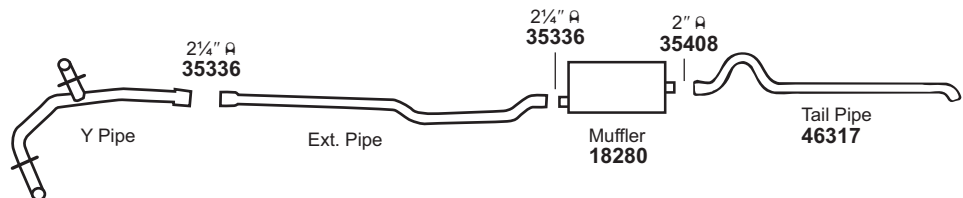
For 18280: Tru-Fit 18111 Univ. SoundFX 17800 Super Turbo 17747#

(11840) 1974-73 8 CYL. CATALINA STATION WAGON w/6.6L (400 C.I.D.), 7.5L (455 C.I.D.) ENG., PONTIAC ENG.  
1974 8 CYL. CATALINA w/6.6L (400 C.I.D.) ENG. (EXC. STATION WAGON) PONTIAC ENG.  
1973 8 CYL. CATALINA w/6.6L (400 C.I.D.), 7.5L (455 C.I.D.) ENG., 4BBL (EXC. STATION WAGON) PONTIAC ENG.



For 18230: Tru-Fit 18113 Univ. SoundFX 17800 Super Turbo 17747#  
For 21687: Univ. SoundFX 17812#

(11841) 1973 8 CYL. CATALINA w/5.7L (350 C.I.D.) ENG (EXC. STATION WAGON)



For 18280: Tru-Fit 18111 Univ. SoundFX 17800 Super Turbo 17747#

31400 Gskt.	35183 Insl.	35209 Hngr.	35210 Hngr.										

NOT LEGAL FOR SALE IN STATE OF CALIFORNIA  
IN NEW YORK STATE, CONVERTERS LISTED ARE LEGAL FOR FEDERAL/EPA EMISSION VEHICLES ONLY

# Modifications and/or additional parts required.

GENERAL  
INFORMATION

PASSENGER  
CAR

LIGHT  
TRUCK

MUFFLER  
SPECS.

OPTIONAL  
MUFFLERS

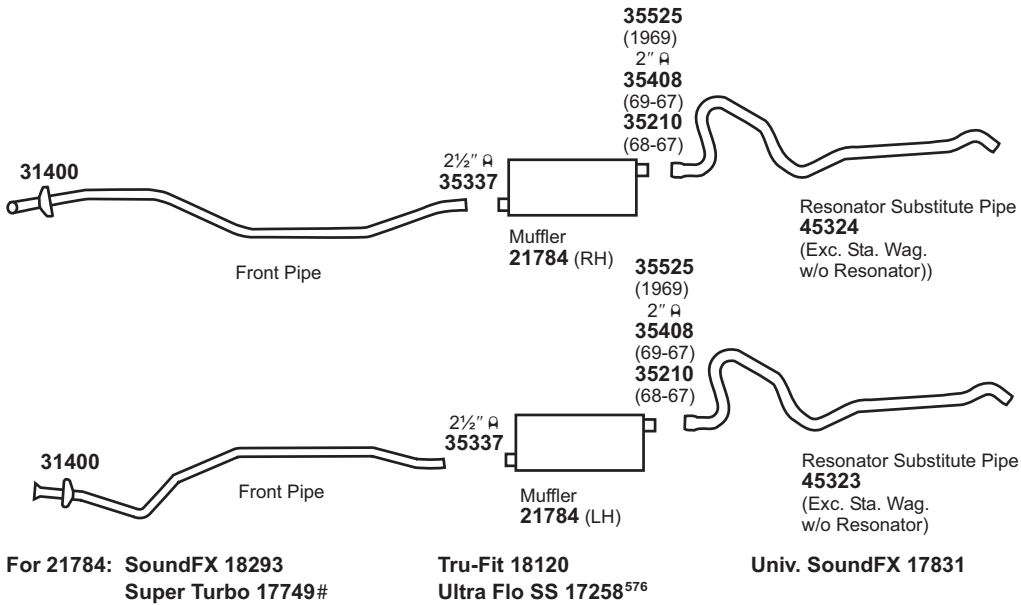
CONVERTER  
SPECS.

ACCESSORIES

FOOTNOTES

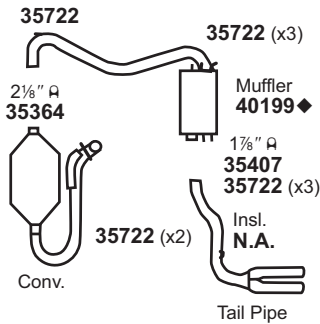
# PONTIAC Catalina

(11842) 1969-65 8 CYL. CATALINA (CANADIAN BUILT)

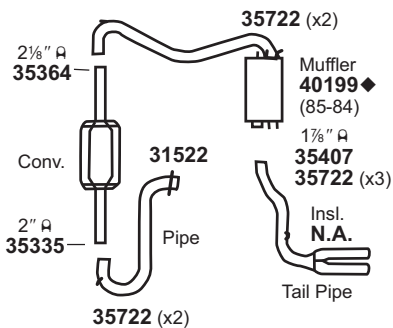


# PONTIAC Fiero

(11843) 1987 4 CYL. FIERO w/2.5L ENG. (EXC. SE MODEL)



(11844) 1986-84 4 CYL. FIERO w/2.5L ENG.



**NOTE: To connect muffler 40199 to O.E. converter:**  
 1) Cut original pipe 1 1/2" downstream of pipe-to-converter weld.  
 2) Overlap 40199 onto the remaining stub on converter outlet.

31400 Gskt.	31522 Gskt.	35210 Hngr.	35525 Hngr.	35722 Hngr.															

NOT LEGAL FOR SALE IN STATE OF CALIFORNIA  
 IN NEW YORK STATE, CONVERTERS LISTED ARE LEGAL FOR FEDERAL/EPA EMISSION VEHICLES ONLY

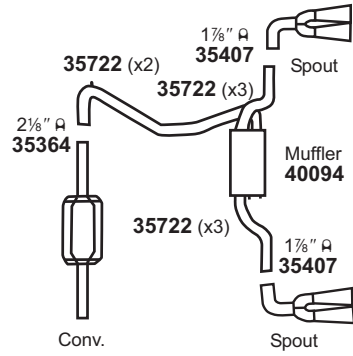
638 ♦ If welded assembly, replace all required parts.  
 # Modifications and/or additional parts required.

576 For installation instructions and additional parts required, see the Cross Reference Chart in the Master Catalog.



# PONTIAC Fiero

(11845) 1986-85 6 CYL. FIERO w/2.8L ENG.



**NOTE: To connect muffler 40094 to O.E. converter:**  
 1) Cut original pipe 1/2" downstream of pipe-to-converter weld.  
 2) Overlap 40094 onto the remaining stub on converter outlet.

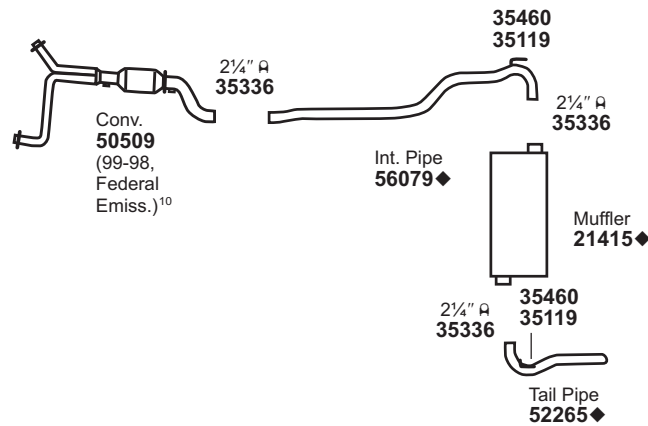
GENERAL INFORMATION

PASSENGER CAR

LIGHT TRUCK

# PONTIAC Firebird

(11846) 2002-98 6 CYL. FIREBIRD w/3.8L ENG., SINGLE OUTLET



For 21415: Super Turbo 17732#  
 For 50509: Univ. Conv. 93303#

MUFFLER SPECS.

OPTIONAL MUFFLERS

CONVERTER SPECS.

ACCESSORIES

FOOTNOTES

35119 Insl.	35460 Insl.	35722 Hngr.											

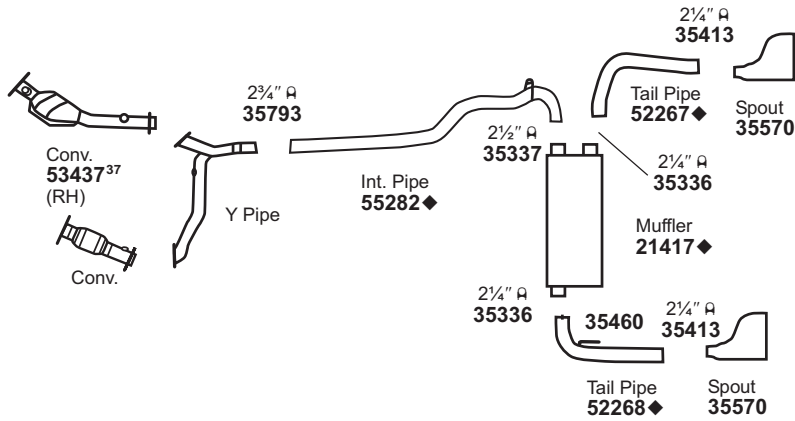
NOT LEGAL FOR SALE IN STATE OF CALIFORNIA  
 IN NEW YORK STATE, CONVERTERS LISTED ARE LEGAL FOR FEDERAL/EPA EMISSION VEHICLES ONLY

◆ If welded assembly, replace all required parts.  
 # Modifications and/or additional parts required.

10 Fits Federal/EPA Emission Vehicles.

# PONTIAC Firebird

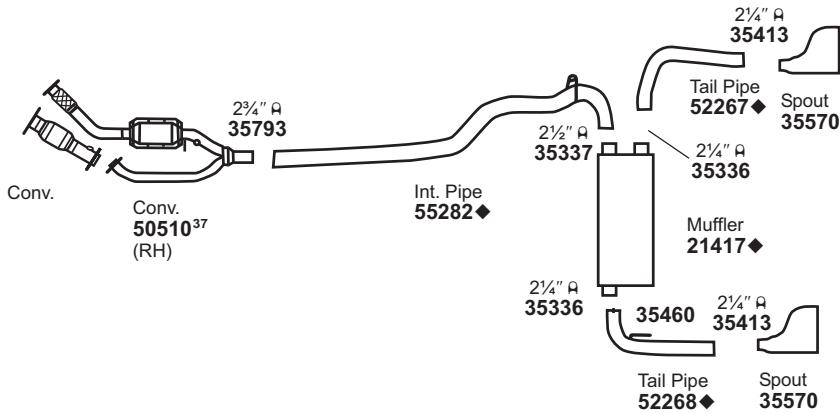
(11847) 2002-00 8 CYL. FIREBIRD, FORMULA, TRANS AM w/5.7L ENG., DUAL EXHAUST



**DYNOMAX** SYSTEM AVAILABLE, See DynoMax Catalog

For 21417: Ultra Flo SS 17556<sup>576</sup>


(11848) 1999-98 8 CYL. FIREBIRD, FORMULA, TRANS AM w/5.7L ENG., DUAL EXHAUST



**DYNOMAX** SYSTEM AVAILABLE, See DynoMax Catalog

For 21417: Ultra Flo SS 17556<sup>576</sup>

For 50510: Univ. Conv. 93238#

35460 Insl. 																	
---	--	--	--	--	--	--	--	--	--	--	--	--	--	--	--	--	--

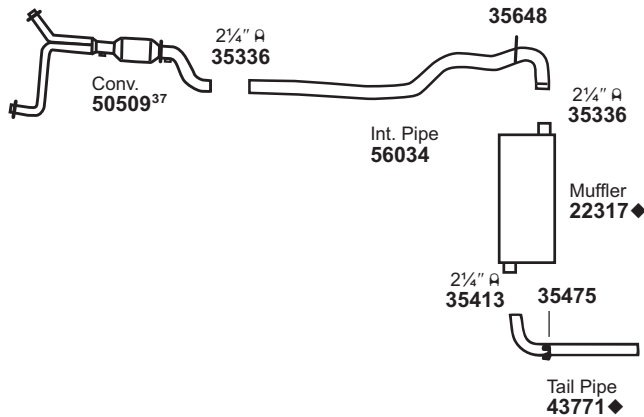
NOT LEGAL FOR SALE IN STATE OF CALIFORNIA  
 IN NEW YORK STATE, CONVERTERS LISTED ARE LEGAL FOR FEDERAL/EPA EMISSION VEHICLES ONLY

♦ If welded assembly, replace all required parts.  
 # Modifications and/or additional parts required.

576 For installation instructions and additional parts required, see the Cross Reference Chart in the Master Catalog.

# PONTIAC Firebird

(11849) 1997-96 6 CYL. FIREBIRD w/3.8L ENG.

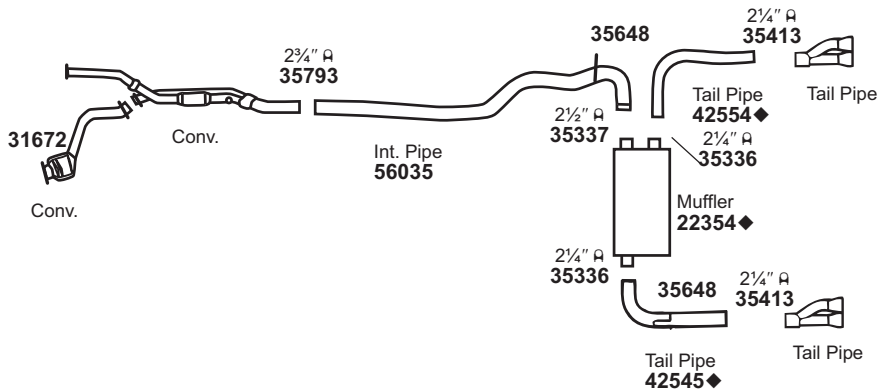


For 22317: SoundFX 18235  
 Super Turbo 17732#  
 For 50509: Univ. Conv. 93303#

Tru-Fit 18141

Univ. SoundFX 17843

(11850) 1997-96 8 CYL. FIREBIRD w/5.7L ENG.



For 22354: SoundFX 18375  
 Ultra Flo SS 17556<sup>576</sup>

Tru-Fit 18119<sup>569</sup>

Univ. SoundFX 17836#

31672 Gskt.	35475 Hngr.	35648 Hngr.											

NOT LEGAL FOR SALE IN STATE OF CALIFORNIA  
 IN NEW YORK STATE, CONVERTERS LISTED ARE LEGAL FOR FEDERAL/EPA EMISSION VEHICLES ONLY

◆ If welded assembly, replace all required parts.  
 # Modifications and/or additional parts required.  
 37 Fits All Emissions Vehicles.

569 Single Outlet Muffler replaces Dual Outlet Muffler. Right Hand Tail Pipe not required.  
 576 For installation instructions and additional parts required, see the Cross Reference Chart in the Master Catalog.

GENERAL INFORMATION

PASSENGER CAR

LIGHT TRUCK

MUFFLER SPECS.

OPTIONAL MUFFLERS

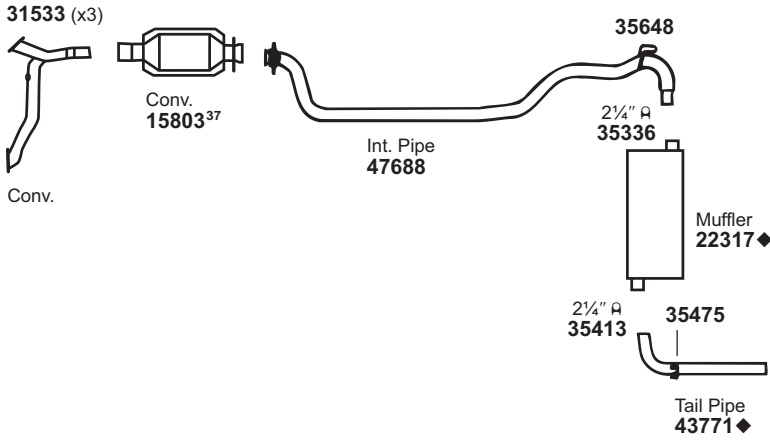
CONVERTER SPECS.

ACCESSORIES

FOOTNOTES

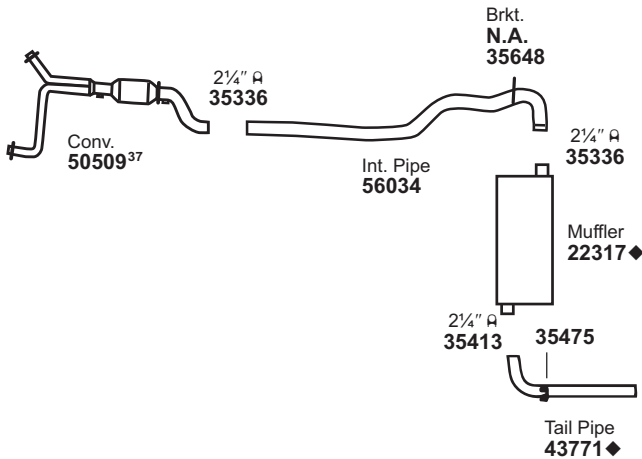
# PONTIAC Firebird

(11851) 1995-93 6 CYL. FIREBIRD w/3.4L ENG.



For 15803: Univ. Conv. 15042#  
 For 22317: SoundFX 18235  
 Super Turbo 17732#      Tru-Fit 18141      Univ. SoundFX 17843

(11852) 1995 6 CYL. FIREBIRD w/3.8L ENG.



For 22317: SoundFX 18235  
 Super Turbo 17732#      Tru-Fit 18141      Univ. SoundFX 17843  
 For 50509: Univ. Conv. 93303#

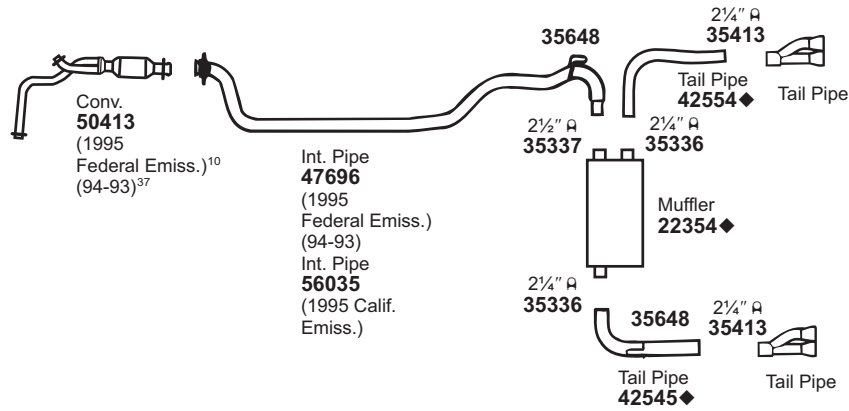
31533 Gskt.	35475 Hngr.	35648 Hngr.																	

NOT LEGAL FOR SALE IN STATE OF CALIFORNIA  
 IN NEW YORK STATE, CONVERTERS LISTED ARE LEGAL FOR FEDERAL/EPA EMISSION VEHICLES ONLY

642 ♦ If welded assembly, replace all required parts.  
 # Modifications and/or additional parts required.      47 Fits All Emissions Vehicles.

# PONTIAC Firebird

(11853) 1995-93 8 CYL. FIREBIRD w/5.7L ENG.

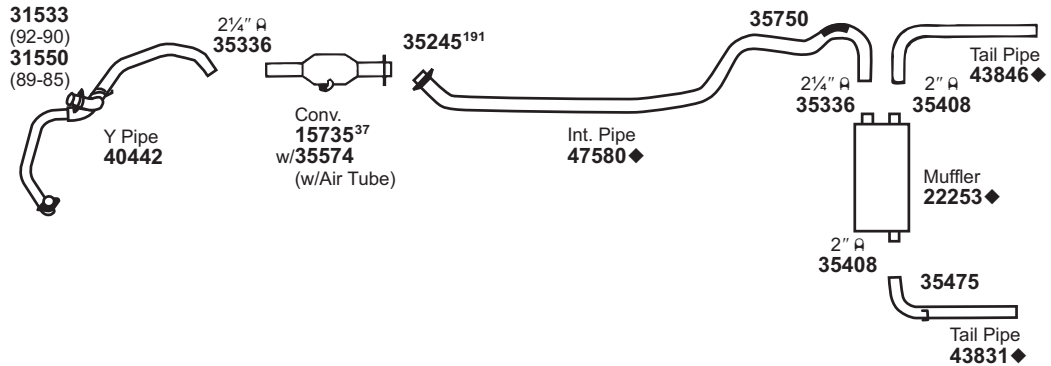


For 22354: SoundFX 18375 Ultra Flo SS 17556<sup>576</sup>  
 For 50413: Univ. Conv. 15043#

Tru-Fit 18119<sup>569</sup>

Univ. SoundFX 17836#

(11854) 1992-90 V6 CYL. FIREBIRD w/3.1L ENG.  
 1989-85 V6 CYL. FIREBIRD w/2.8L ENG.



**DYNOMAX** SYSTEM AVAILABLE, See DynoMax Catalog

For 15735: Univ. Conv. 15032#  
 For 22253: SoundFX 18232

Tru-Fit 18104

Univ. SoundFX 17836

31533 Gskt.	31550 Gskt.	35245 Hngr.	35475 Hngr.	35648 Hngr.	35750 Insl.										

NOT LEGAL FOR SALE IN STATE OF CALIFORNIA  
 IN NEW YORK STATE, CONVERTERS LISTED ARE LEGAL FOR FEDERAL/EPA EMISSION VEHICLES ONLY

- ◆ If welded assembly, replace all required parts.
- # Modifications and/or additional parts required.
- 10 Fits Federal/EPA Emission Vehicles.
- 37 Fits All Emissions Vehicles.
- 191 Requires drilling out Rivet in Bracket attached to Vehicle.
- 569 Single Outlet Muffler replaces Dual Outlet Muffler. Right Hand Tail Pipe not required.
- 576 For installation instructions and additional parts required, see the Cross Reference Chart in the Master Catalog.

GENERAL INFORMATION

PASSENGER CAR

LIGHT TRUCK

MUFFLER SPECS.

OPTIONAL MUFFLERS

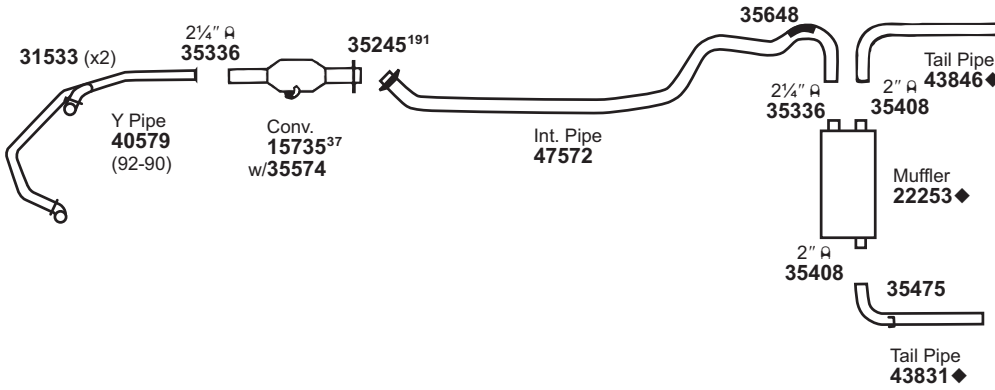
CONVERTER SPECS.

ACCESSORIES

FOOTNOTES

# PONTIAC Firebird

(11855) 1992-91 8 CYL. FIREBIRD w/5.0L ENG. CODE E, F  
 1990-88 8 CYL. FIREBIRD w/5.0L EFI ENG. CODE E (EXC. HIGH OUTPUT)



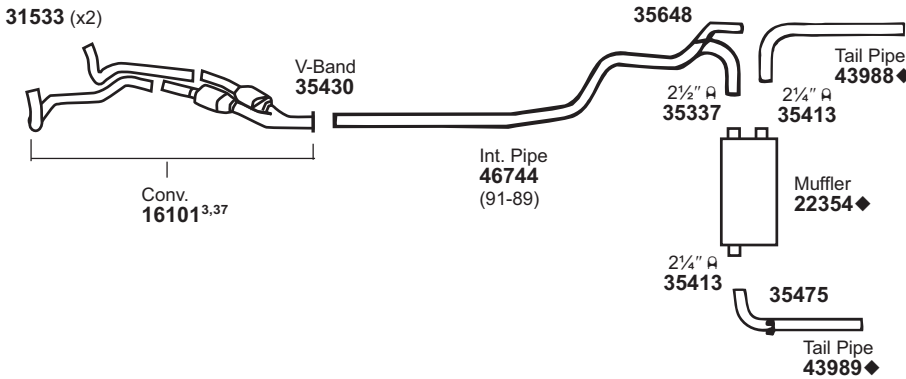
**DYNOMAX** SYSTEM AVAILABLE, See DynoMax Catalog

For 15735: Univ. Conv. 15032#  
 For 22253: SoundFX 18232

Tru-Fit 18104

Univ. SoundFX 17836

(11856) 1992-89 8 CYL. FIREBIRD w/5.0L ENG. CODE F  
 1992-89 8 CYL. FIREBIRD w/5.7L ENG. CODE 8 w/TPI



**DYNOMAX** SYSTEM AVAILABLE, See DynoMax Catalog

For 22354: SoundFX 18375  
 Ultra Flo SS 17556<sup>576</sup>

Tru-Fit 18119<sup>569</sup>

Univ. SoundFX 17836#

31533 Gskt.	35245 Hngr.	35475 Hngr.	35648 Hngr.										

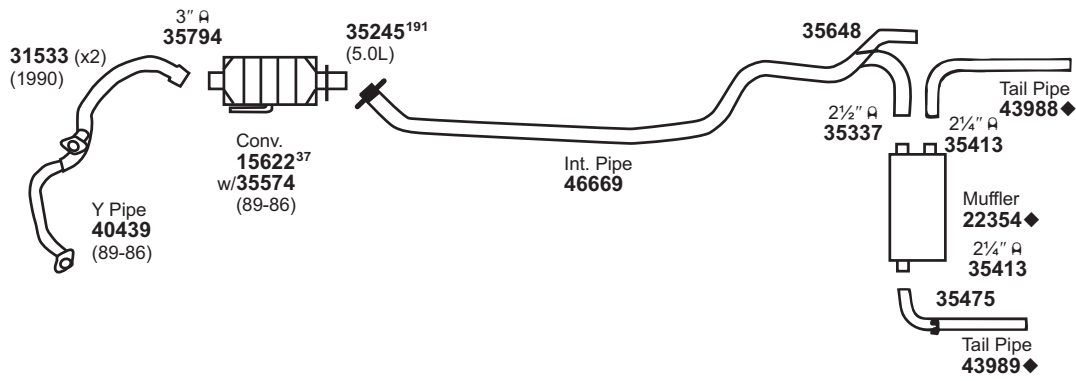
NOT LEGAL FOR SALE IN STATE OF CALIFORNIA  
 IN NEW YORK STATE, CONVERTERS LISTED ARE LEGAL FOR FEDERAL/EPA EMISSION VEHICLES ONLY

- ◆ If welded assembly, replace all required parts.
- # Modifications and/or additional parts required.
- 3 May require 35574 Air Tube Kit for installation.
- 37 Fits All Emissions Vehicles.
- 644 191 Requires drilling out Rivet in Bracket attached to Vehicle.

- 569 Single Outlet Muffler replaces Dual Outlet Muffler. Right Hand Tail Pipe not required.
- 576 For installation instructions and additional parts required, see the Cross Reference Chart in the Master Catalog.

# PONTIAC Firebird

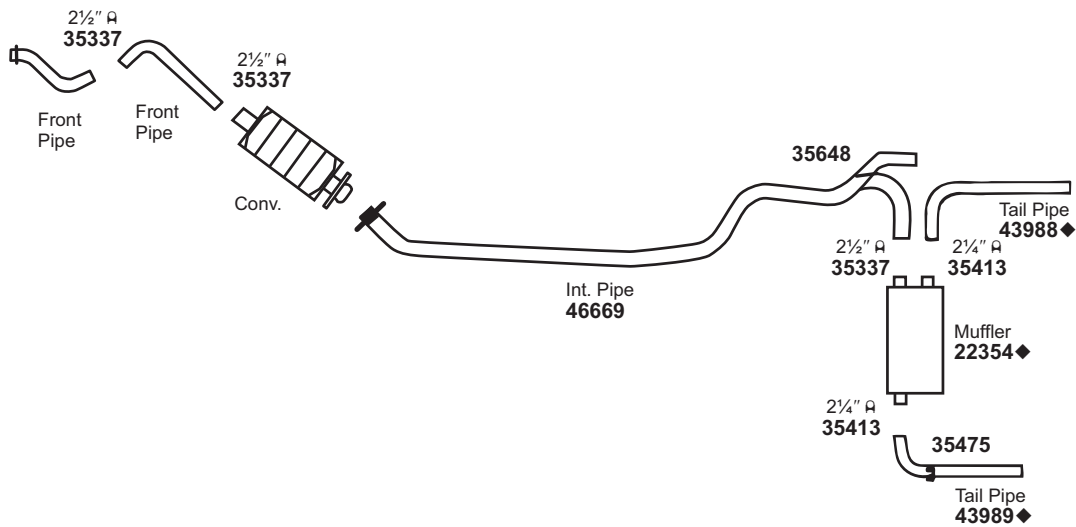
(11857)	1990-86	8 CYL.	FIREBIRD w/5.0L w/HIGH OUTPUT, ENG. CODE F w/SINGLE CONVERTER
	1989-87	8 CYL.	FIREBIRD w/5.7L ENG. EFI, ENG. CODE 8



**DYNOMAX** SYSTEM AVAILABLE, See DynoMax Catalog

For 15622: Univ. Conv. 15043#  
 For 22354: SoundFX 18375  
 Ultra Flo SS 17556<sup>576</sup>      Tru-Fit 18119<sup>569</sup>      Univ. SoundFX 17836#

(11858)	1989	6 CYL.	FIREBIRD w/3.8L TURBO, ENG. CODE 7
---------	------	--------	------------------------------------



For 22354: SoundFX 18375  
 Ultra Flo SS 17556<sup>576</sup>      Tru-Fit 18119<sup>569</sup>      Univ. SoundFX 17836#

31533 Gskt.	35245 Hngr.	35475 Hngr.	35648 Hngr.										

**NOT LEGAL FOR SALE IN STATE OF CALIFORNIA  
 IN NEW YORK STATE, CONVERTERS LISTED ARE LEGAL FOR FEDERAL/EPA EMISSION VEHICLES ONLY**

- ◆ If welded assembly, replace all required parts.
- # Modifications and/or additional parts required.
- 37 Fits All Emissions Vehicles.
- 191 Requires drilling out Rivet in Bracket attached to Vehicle.
- 569 Single Outlet Muffler replaces Dual Outlet Muffler. Right Hand Tail Pipe not required.
- 576 For installation instructions and additional parts required, see the Cross Reference Chart in the Master Catalog.

GENERAL INFORMATION

PASSENGER CAR

LIGHT TRUCK

MUFFLER SPECS.

OPTIONAL MUFFLERS

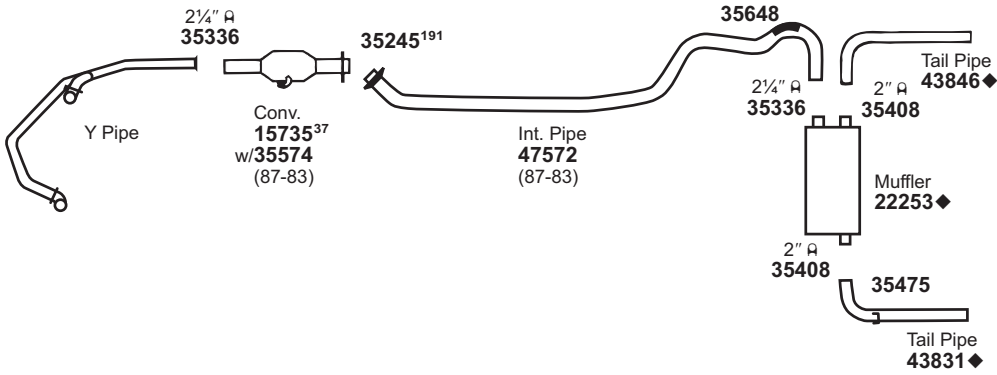
CONVERTER SPECS.

ACCESSORIES

FOOTNOTES

# PONTIAC Firebird

(11859) 1987-82 8 CYL. FIREBIRD w/5.0L, 4BBL ENG. CODE H (EXC. HIGH OUTPUT)

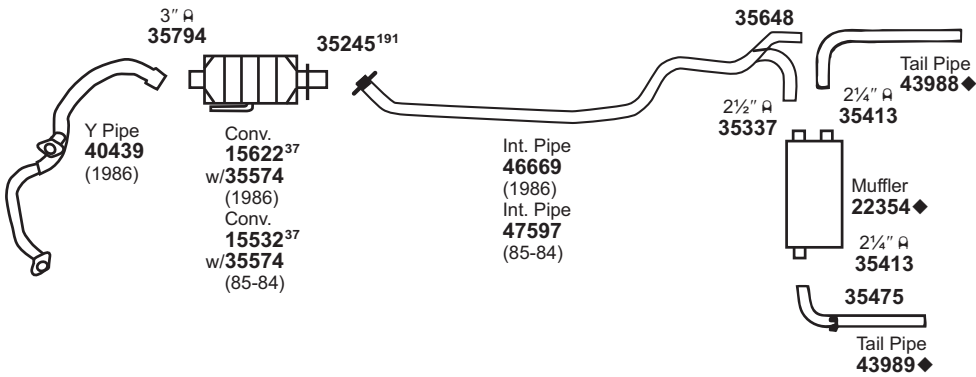


For 15735: Univ. Conv. 15032#  
For 22253: SoundFX 18232

Tru-Fit 18104

Univ. SoundFX 17836

(11860) 1986-84 8 CYL. FIREBIRD w/5.0L ENG. (ENG. CODE G, 1985 ENG. CODE F) HIGH OUTPUT



For 15532: Univ. Conv. 15033#  
For 15622: Univ. Conv. 15043#  
For 22354: SoundFX 18375  
Ultra Flo SS 17556<sup>576</sup>

Tru-Fit 18119<sup>569</sup>

Univ. SoundFX 17836#

**DYNOMAX** SYSTEM AVAILABLE, See DynoMax Catalog

35245 Hngr. 	35475 Hngr. 	35648 Hngr. 																
--------------------	--------------------	--------------------	--	--	--	--	--	--	--	--	--	--	--	--	--	--	--	--

**NOT LEGAL FOR SALE IN STATE OF CALIFORNIA  
IN NEW YORK STATE, CONVERTERS LISTED ARE LEGAL FOR FEDERAL/EPA EMISSION VEHICLES ONLY**

◆ If welded assembly, replace all required parts.  
# Modifications and/or additional parts required.  
37 Fits All Emissions Vehicles.

569 Single Outlet Muffler replaces Dual Outlet Muffler. Right Hand Tail Pipe not required.

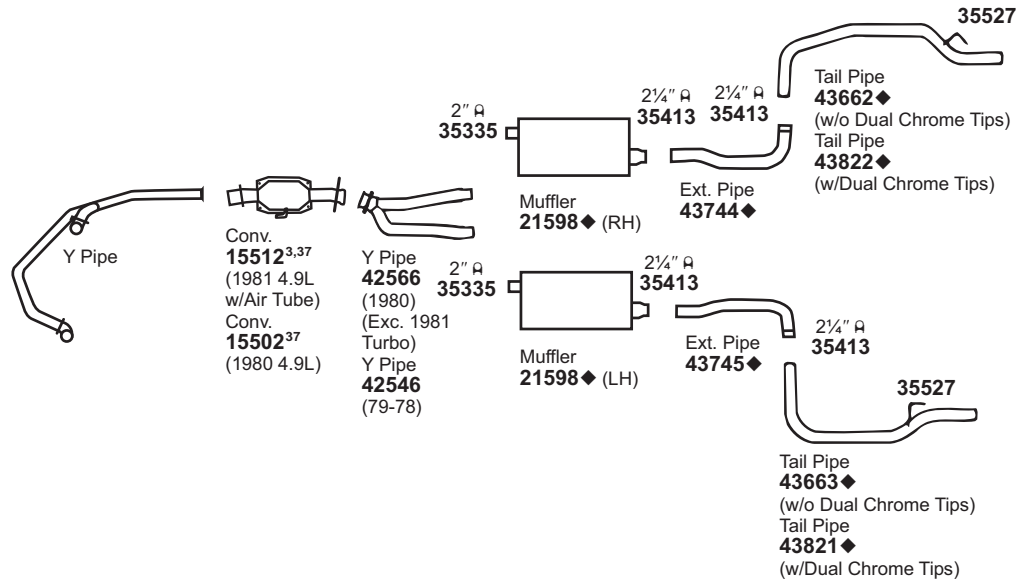
576 For installation instructions and additional parts required, see the Cross Reference Chart in the Master Catalog.

646 191 Requires drilling out Rivet in Bracket attached to Vehicle.



# PONTIAC Firebird

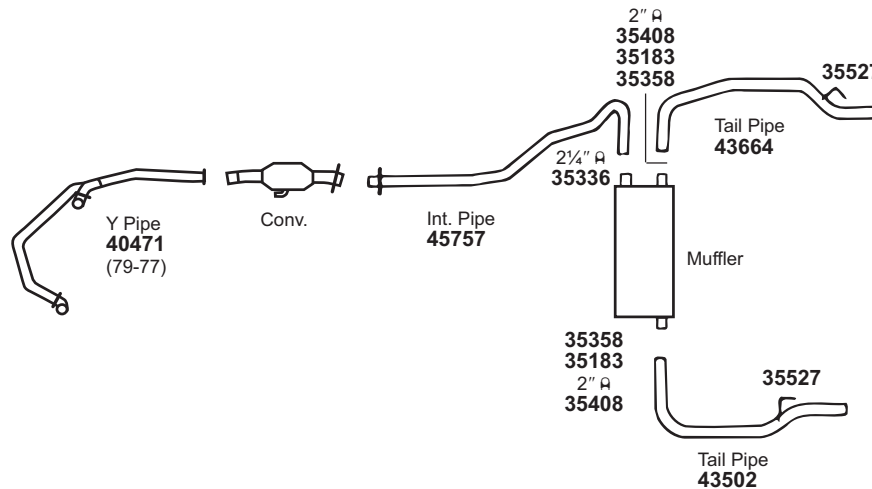
(11861)	1981-80	8 CYL.	FIREBIRD w/4.9L (301 C.I.D.), 5.0L (3050 C.I.D.) ENG., DUAL EXHAUST (EXC. HIGH PERFORMANCE)
	1979-78	8 CYL.	FIREBIRD w/6.6L (400 C.I.D.) ENG., DUAL EXHAUST



**DYNOMAX** SYSTEM AVAILABLE, See DynoMax Catalog

For 15502: Univ. Conv. 15038#  
For 15512: Univ. Conv. 15032#

(11862)	1980	8 CYL.	FIREBIRD w/5.0L (305 C.I.D.) ENG. (EXC. FORMULA & TRANS AM)
	1979-78	8 CYL.	FIREBIRD w/5.0L (305 C.I.D.), 5.7L (350 C.I.D.) ENG.
	1977	8 CYL.	FIREBIRD w/5.0L (305 C.I.D.) ENG.



35183 Insl. 	35358 Brkt. 	35527 Hngr. 																		
--------------------	--------------------	--------------------	--	--	--	--	--	--	--	--	--	--	--	--	--	--	--	--	--	--

NOT LEGAL FOR SALE IN STATE OF CALIFORNIA  
IN NEW YORK STATE, CONVERTERS LISTED ARE LEGAL FOR FEDERAL/EPA EMISSION VEHICLES ONLY

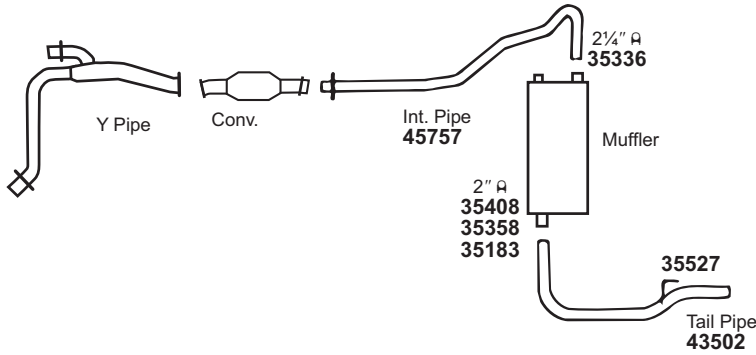
◆ If welded assembly, replace all required parts.  
# Modifications and/or additional parts required.

3 May require 35574 Air Tube Kit for installation.  
37 Fits All Emissions Vehicles.

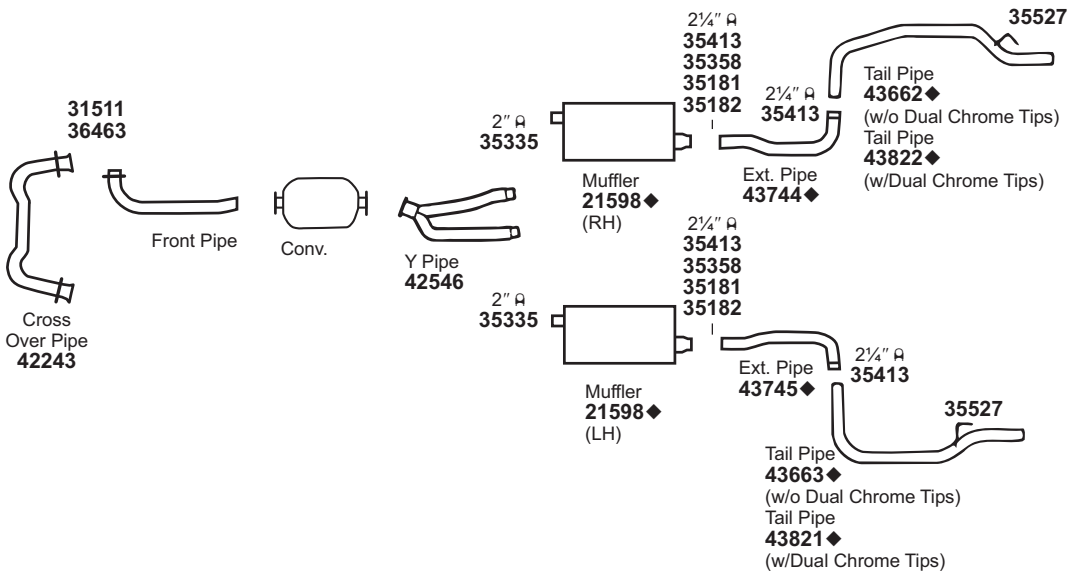
- GENERAL INFORMATION
- PASSENGER CAR
- LIGHT TRUCK
- MUFFLER SPECS.
- OPTIONAL MUFFLERS
- CONVERTER SPECS.
- ACCESSORIES
- FOOTNOTES

# PONTIAC Firebird

(11863) 1979-77 V6 CYL. FIREBIRD w/3.8L (231 C.I.D.) ENG.  
 1979-77 8 CYL. FIREBIRD w/4.9L (301 C.I.D.), ENG. CODE Y (EXC. FORMULA)

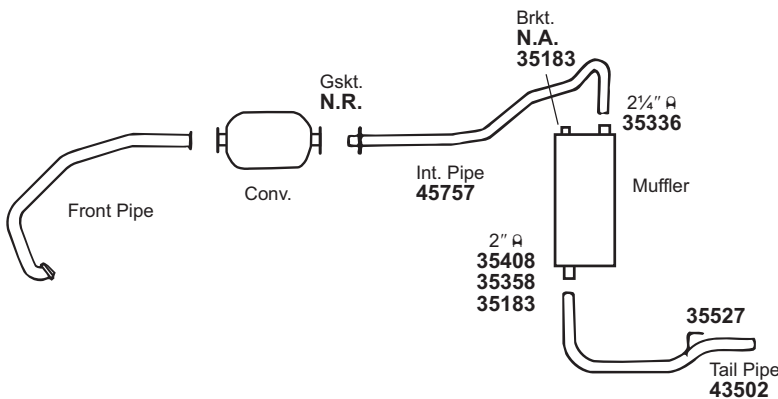


(11864) 1979-78 8 CYL. FIREBIRD w/6.6L (403 C.I.D.) ENG., DUAL EXHAUST



**DynoMAX** SYSTEM AVAILABLE, See DynoMax Catalog

(11865) 1976-75 6 CYL. FIREBIRD

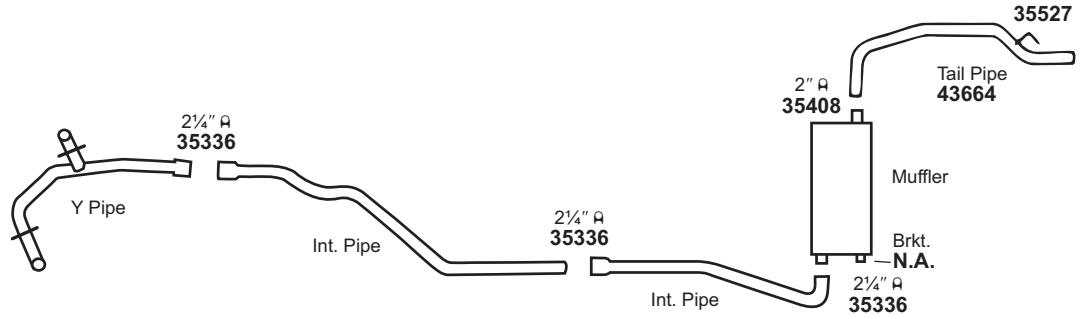


31511 Gskt.	35181 Brkt.	35182 Brkt.	35183 Insl.	35358 Brkt.	35527 Hngr.	36463 Sprgs.									

NOT LEGAL FOR SALE IN STATE OF CALIFORNIA  
 IN NEW YORK STATE, CONVERTERS LISTED ARE LEGAL FOR FEDERAL/EPA EMISSION VEHICLES ONLY

# PONTIAC Firebird

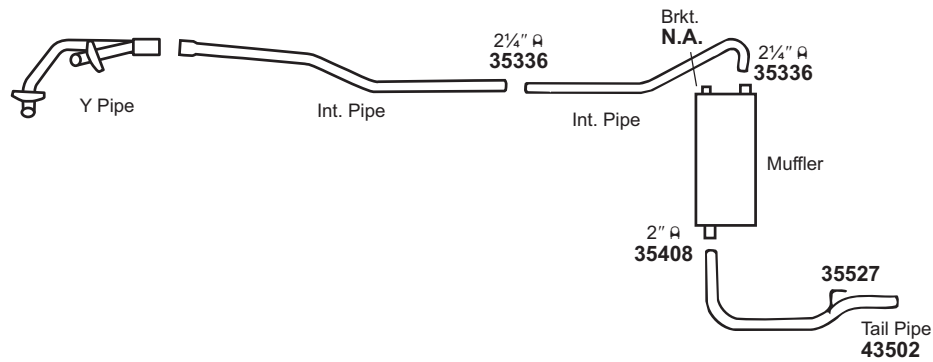
(11866) 1974-73 8 CYL. FIREBIRD



GENERAL INFORMATION

PASSENGER CAR

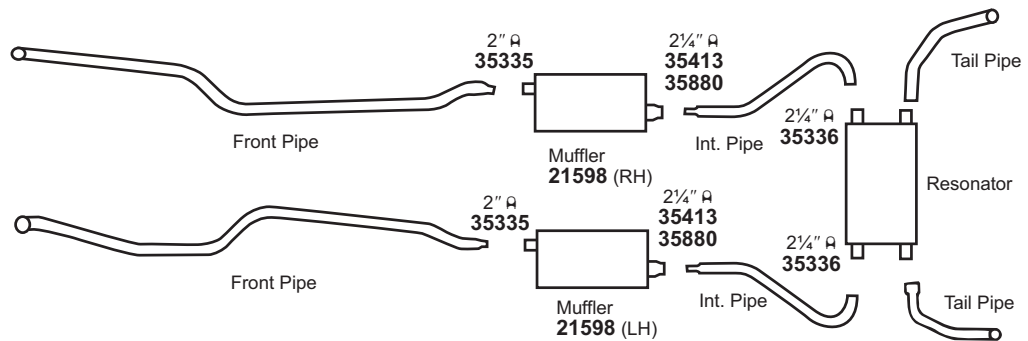
(11867) 1972-70 8 CYL. FIREBIRD, ESPRIT



LIGHT TRUCK

MUFFLER SPECS.

(11868) 1969-67 8 CYL. FIREBIRD

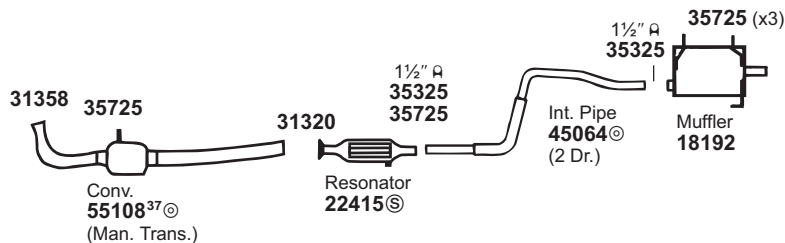


OPTIONAL MUFFLERS

CONVERTER SPECS.

# PONTIAC Firefly

(11869) 1991-89 3 CYL. FIREFLY w/1.0L ENG. (EXC. TURBO) HATCHBACK



ACCESSORIES

FOOTNOTES

31320 Gskt.	31358 Gskt.	35527 Hngr.	35725 Insl.	35880 Hngr.									

NOT LEGAL FOR SALE IN STATE OF CALIFORNIA  
IN NEW YORK STATE, CONVERTERS LISTED ARE LEGAL FOR FEDERAL/EPA EMISSION VEHICLES ONLY

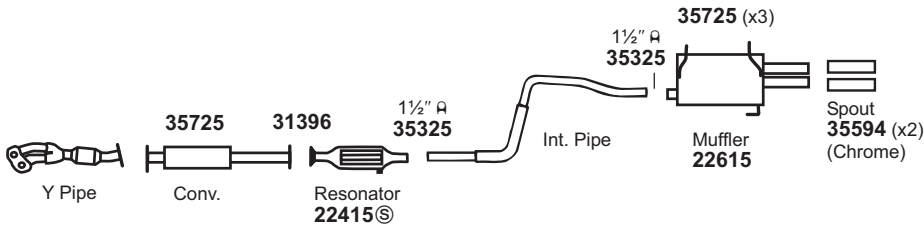
© W/welded Heat Shield.

© Air Gap Pipe. Appearance may be different than O.E. Pipe. Air space between Pipes acts as a Heat Insulator.

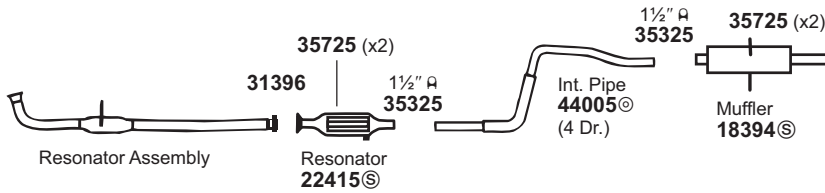
37 Fits All Emissions Vehicles.

# PONTIAC Firefly

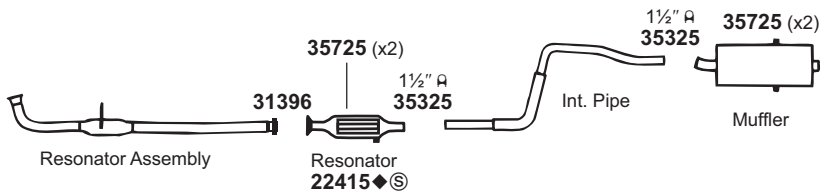
(11870) 1991-89 3 CYL. FIREFLY w/1.0L ENG. TURBO ENG.



(11871) 1988-87 3 CYL. FIREFLY w/1.0L ENG. (EXC. TURBO)



(11872) 1986-85 3 CYL. FIREFLY w/1.0L ENG.



31396 Gskt.	35725 Insl.																	

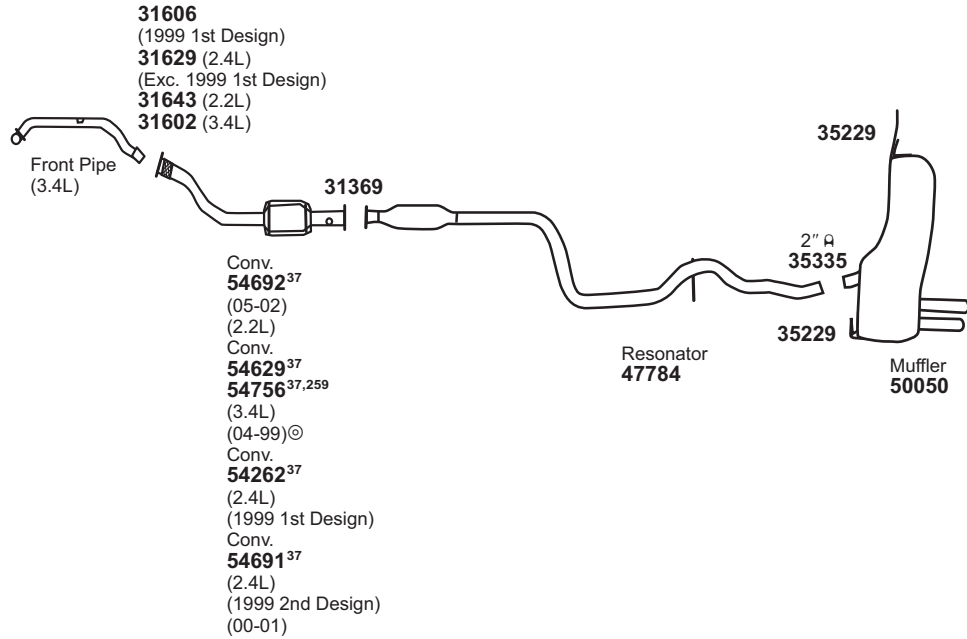
**NOT LEGAL FOR SALE IN STATE OF CALIFORNIA  
IN NEW YORK STATE, CONVERTERS LISTED ARE LEGAL FOR FEDERAL/EPA EMISSION VEHICLES ONLY**

650 ◆ If welded assembly, replace all required parts.  
Ⓢ W/welded Heat Shield.

Ⓢ Air Gap Pipe. Appearance may be different than O.E. Pipe. Air space between Pipes acts as a Heat Insulator.

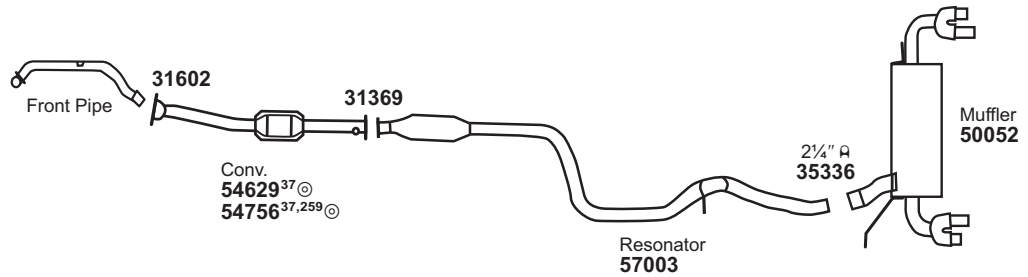
# PONTIAC Grand Am

(11873)	2005	4-6 CYL.	GRAND AM SE w/2.2L, 3.4L ENG.
	2004-02	4 CYL.	GRAND AM w/2.2L ENG.
	2004-99	6 CYL.	GRAND AM SE w/3.4L ENG.
	2001-99	4 CYL.	GRAND AM w/2.4L ENG.



For 50050: SoundFX 18557  
 For 54262: Univ. Conv. 93256#  
 For 54629: Univ. Conv. 93252#  
 For 54692: Univ. Conv. 93251#

(11874)	2005-99	6 CYL.	GRAND AM GT w/3.4L ENG.
	2005-00	6 CYL.	GRAND AM GT1 w/3.4L ENG.



For 54629: Univ. Conv. 93252#

31369 Gskt.	31602 Gskt.	31606 Gskt.	31629 Gskt.	31643 Gskt.	35229 Insl.														

NOT LEGAL FOR SALE IN STATE OF CALIFORNIA  
 IN NEW YORK STATE, CONVERTERS LISTED ARE LEGAL FOR FEDERAL/EPA EMISSION VEHICLES ONLY

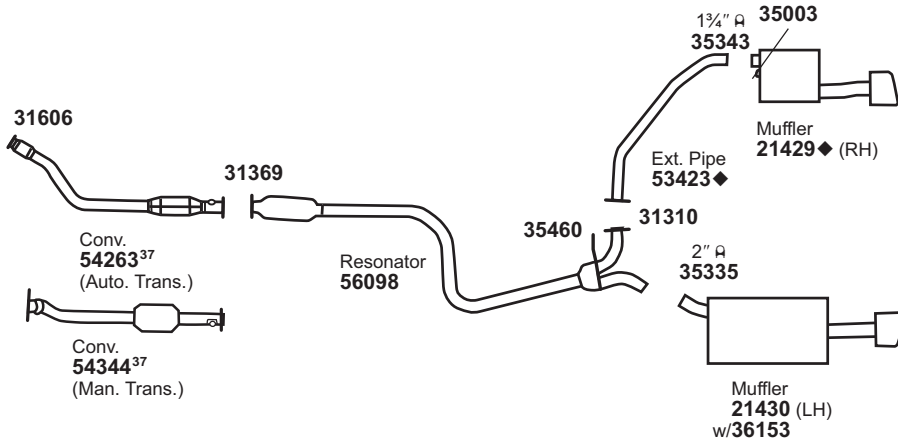
Ⓞ Air Gap Pipe. Appearance may be different than O.E. Pipe. Air space between Pipes acts as a Heat Insulator.  
 # Modifications and/or additional parts required.

<sup>37</sup> Fits All Emissions Vehicles.  
<sup>259</sup> Optional Part Number - Extra Precious Metal Loading.

GENERAL INFORMATION
PASSENGER CAR
LIGHT TRUCK
MUFFLER SPECS.
OPTIONAL MUFFLERS
CONVERTER SPECS.
ACCESSORIES
FOOTNOTES

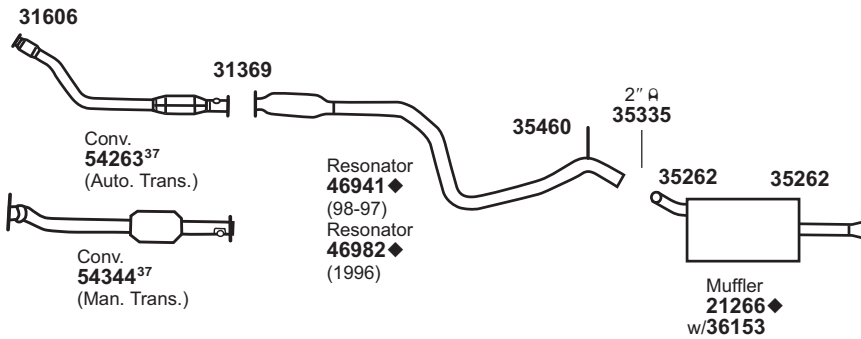
# PONTIAC Grand Am

(11875) 1998-96 4 CYL. GRAND AM GT w/2.4L ENG.



For 21429: Super Turbo 17768<sup>576</sup>  
For 54263: Univ. Conv. 93256#  
For 54344: Univ. Conv. 93256#

(11876) 1998-96 4 CYL. GRAND AM SE w/2.4L ENG.



For 21266: SoundFX 18583  
For 54263: Univ. Conv. 93256#  
For 54344: Univ. Conv. 93256#

31310 Gskt. 	31369 Gskt. 	31606 Gskt. 	35003 Brkt. 	35262 Hngr. 	35460 Insl. 	36153 Strap 												
--------------------	--------------------	--------------------	--------------------	--------------------	--------------------	--------------------	--	--	--	--	--	--	--	--	--	--	--	--

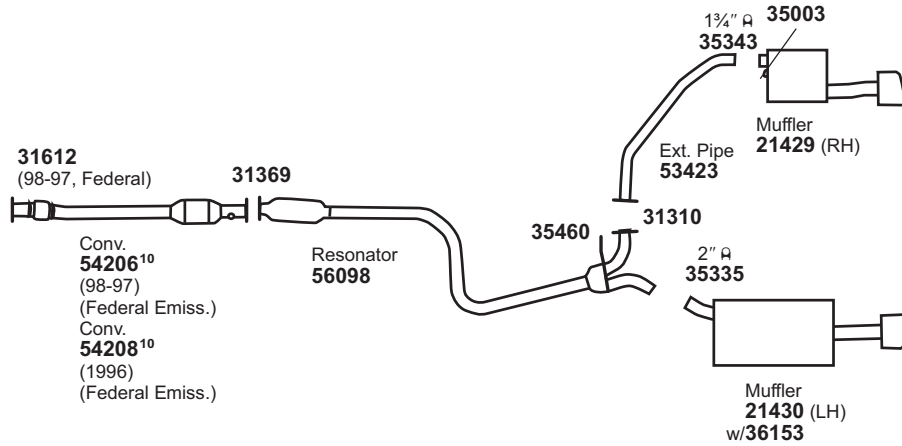
NOT LEGAL FOR SALE IN STATE OF CALIFORNIA  
IN NEW YORK STATE, CONVERTERS LISTED ARE LEGAL FOR FEDERAL/EPA EMISSION VEHICLES ONLY

◆ If welded assembly, replace all required parts.  
# Modifications and/or additional parts required.  
652 37 Fits All Emissions Vehicles.

576 For installation instructions and additional parts required, see the Cross Reference Chart in the Master Catalog.

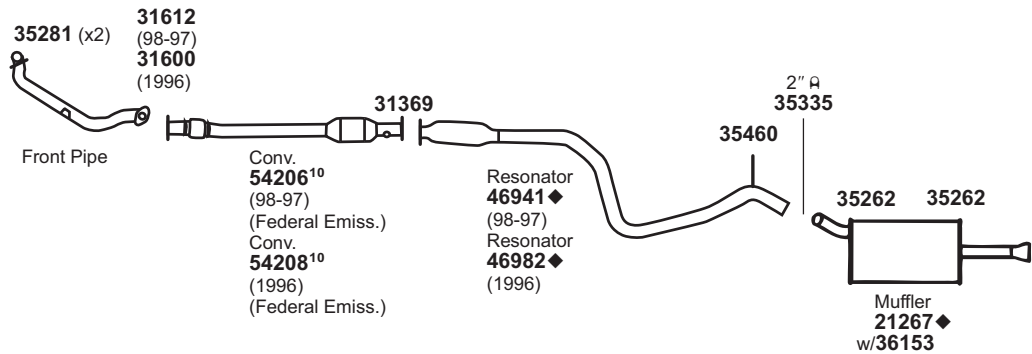
# PONTIAC Grand Am

(11877) 1998-96 6 CYL. GRAND AM GT w/3.1L ENG.



For 21429: Super Turbo 17768<sup>576</sup>  
 For 54206: Univ. Conv. 93252#  
 For 54208: Univ. Conv. 93252#

(11878) 1998-96 6 CYL. GRAND AM SE w/3.1L ENG.



For 21267: SoundFX 18592  
 For 54206: Univ. Conv. 93252#  
 For 54208: Univ. Conv. 93252#

31310 Gskt.	31369 Gskt.	31600 Gskt.	31612 Gskt.	35003 Brkt.	35262 Hngr.	35281 Spring	35460 Insl.	36153 Strap							

NOT LEGAL FOR SALE IN STATE OF CALIFORNIA  
 IN NEW YORK STATE, CONVERTERS LISTED ARE LEGAL FOR FEDERAL/EPA EMISSION VEHICLES ONLY

◆ If welded assembly, replace all required parts.  
 # Modifications and/or additional parts required.  
 10 Fits Federal/EPA Emission Vehicles.

576 For installation instructions and additional parts required, see the Cross Reference Chart in the Master Catalog.

GENERAL INFORMATION

PASSENGER CAR

LIGHT TRUCK

MUFFLER SPECS.

OPTIONAL MUFFLERS

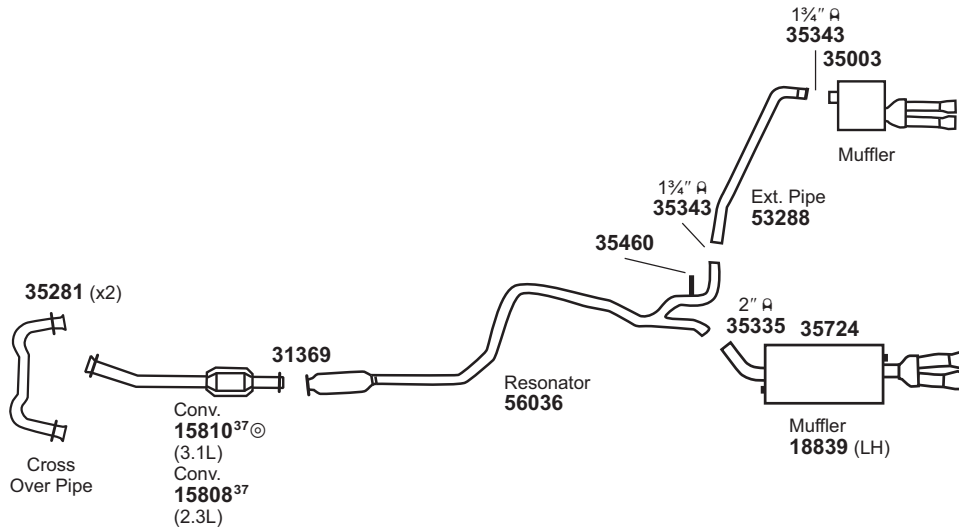
CONVERTER SPECS.

ACCESSORIES

FOOTNOTES

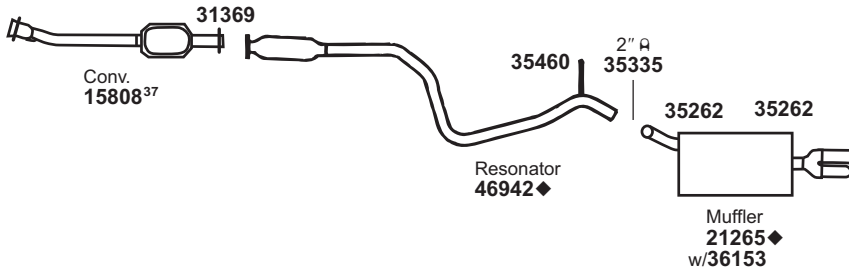
# PONTIAC Grand Am

(11879) 1995 4-6 CYL. GRAND AM GT w/2.3L, 3.1L ENG (1ST DESIGN)



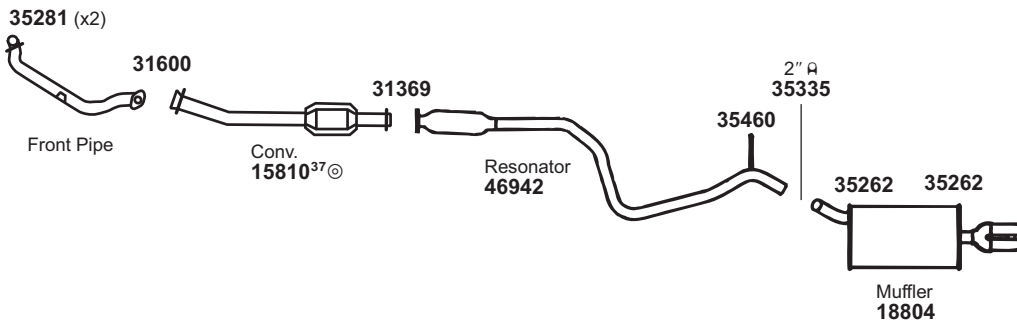
For 15808: Univ. Conv. 15051#  
 For 15810: Univ. Conv. 15051#

(11880) 1995 4 CYL. GRAND AM SE w/2.3L ENG.



For 15808: Univ. Conv. 15051#

(11881) 1995 6 CYL. GRAND AM SE w/3.1L ENG.



For 15810: Univ. Conv. 15051#

31369 Gskt.	31600 Gskt.	35003 Brkt.	35262 Hngr.	35281 Spring	35460 Insl.	35724 Brkt.	36153 Strap										

NOT LEGAL FOR SALE IN STATE OF CALIFORNIA  
 IN NEW YORK STATE, CONVERTERS LISTED ARE LEGAL FOR FEDERAL/EPA EMISSION VEHICLES ONLY

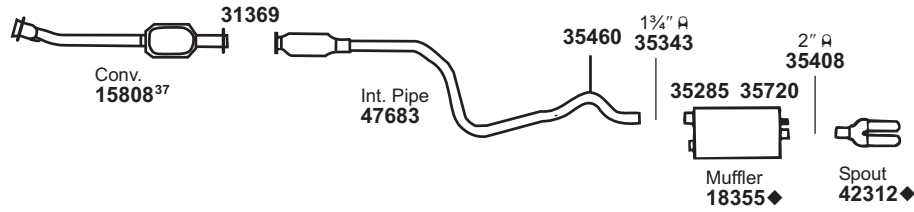
◆ If welded assembly, replace all required parts.  
 ⊙ Air Gap Pipe. Appearance may be different than O.E. Pipe. Air space between Pipes acts as a Heat Insulator.

# Modifications and/or additional parts required.  
 37 Fits All Emissions Vehicles.



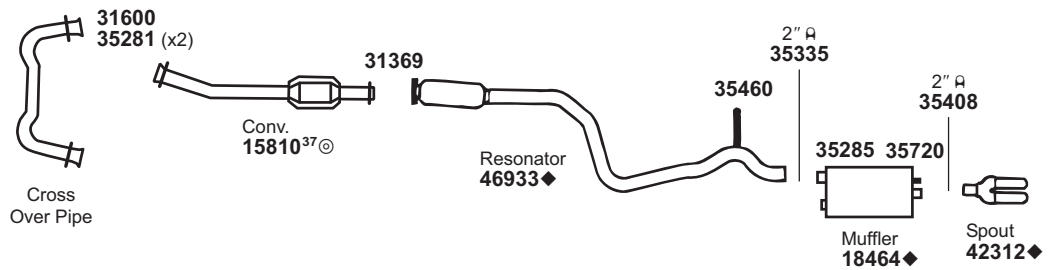
# PONTIAC Grand Am

(11882) 1994 4 CYL. GRAND AM SE w/2.3L ENG.  
 1993 4 CYL. GRAND AM w/2.3L ENG., SOHC



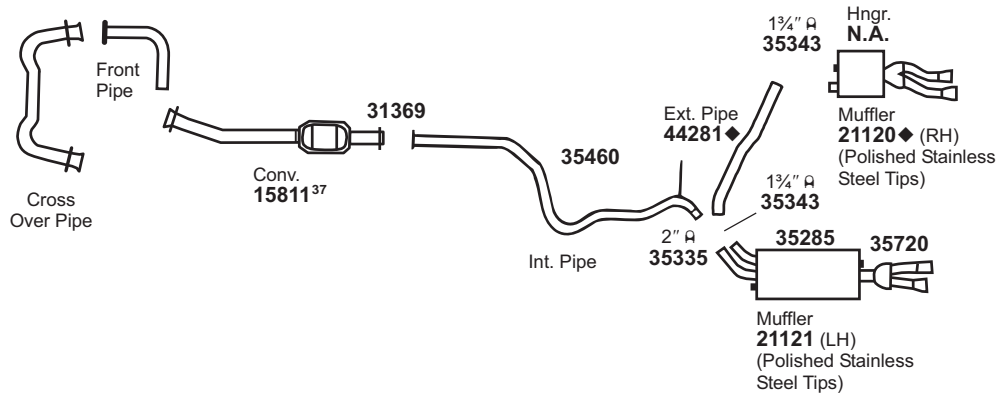
For 15808: Univ. Conv. 15051#  
 For 18355: Univ. SoundFX 17194#

(11883) 1994 6 CYL. GRAND AM SE w/3.1L ENG.



For 15810: Univ. Conv. 15051#  
 For 18464: Univ. SoundFX 17194#

(11884) 1993-92 6 CYL. GRAND AM GT w/3.3L ENG.



For 15811: Univ. Conv. 15037#

31369 Gskt.	31600 Gskt.	35281 Spring	35285 Hngr.	35460 Insl.	35720 Hngr.								

NOT LEGAL FOR SALE IN STATE OF CALIFORNIA  
 IN NEW YORK STATE, CONVERTERS LISTED ARE LEGAL FOR FEDERAL/EPA EMISSION VEHICLES ONLY

◆ If welded assembly, replace all required parts.  
 © Air Gap Pipe. Appearance may be different than O.E. Pipe. Air space between Pipes acts as a Heat Insulator.

# Modifications and/or additional parts required.  
 37 Fits All Emissions Vehicles.

GENERAL INFORMATION

PASSENGER CAR

LIGHT TRUCK

MUFFLER SPECS.

OPTIONAL MUFFLERS

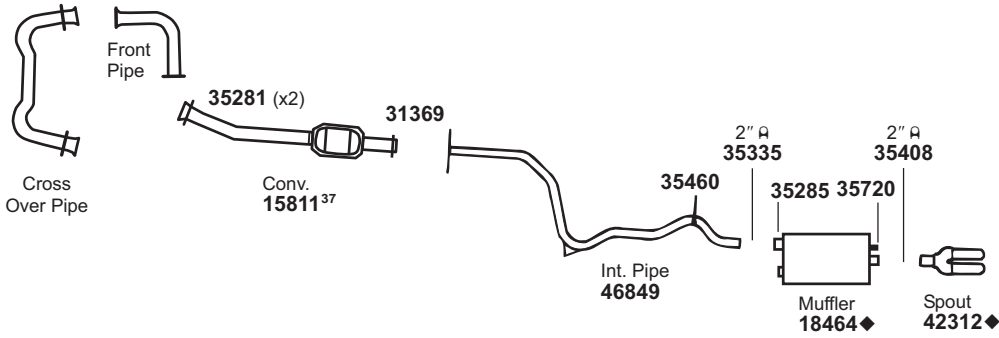
CONVERTER SPECS.

ACCESSORIES

FOOTNOTES

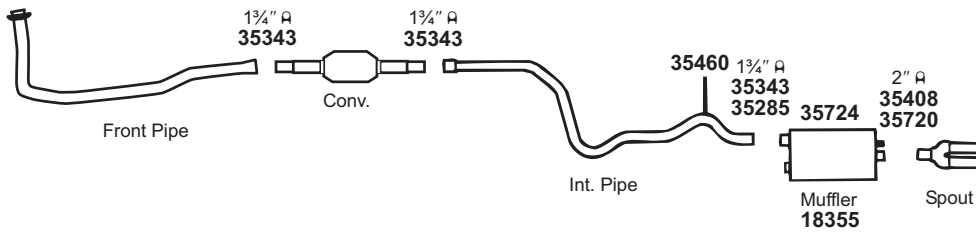
# PONTIAC Grand Am

(11885) 1993-92 6 CYL. GRAND AM SE w/3.3L ENG.



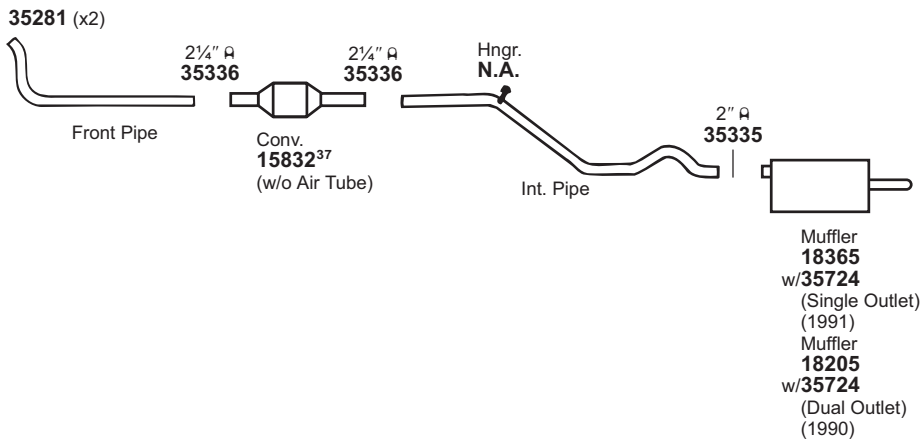
For 15811: Univ. Conv. 15037#  
 For 18464: Univ. SoundFX 17194#

(11886) 1992 4 CYL. GRAND AM w/2.3L, SOHC ENG.



For 18355: Univ. SoundFX 17194#

(11887) 1991-90 4 CYL. GRAND AM w/2.3L, SINGLE EXHAUST



For 15832: Univ. Conv. 15037#  
 For 18205: Tru-Fit 18150<sup>553,563</sup> Univ. SoundFX 17826#  
 For 18365: Univ. SoundFX 17817# Super Turbo 17730#

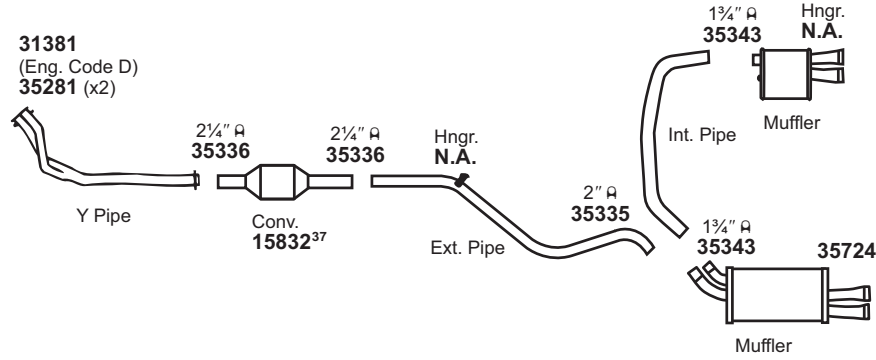
31369 Gskt.	35281 Spring	35285 Hngr.	35460 Insl.	35720 Hngr.	35724 Brkt.								

NOT LEGAL FOR SALE IN STATE OF CALIFORNIA  
 IN NEW YORK STATE, CONVERTERS LISTED ARE LEGAL FOR FEDERAL/EPA EMISSION VEHICLES ONLY

◆ If welded assembly, replace all required parts.  
 # Modifications and/or additional parts required.  
 656 37 Fits All Emissions Vehicles.  
 553 Requires 35254 & 35255 Bushings on Outlet & 41299 Spout & (1) Extra 35408 (2") Clamp.  
 563 Single Outlet Muffler replaces Dual Outlet Muffler.

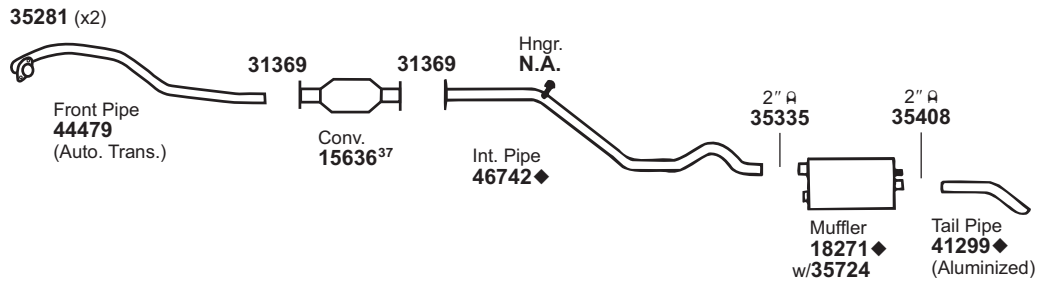
# PONTIAC Grand Am

(11888) 1991-89 4 CYL. GRAND AM w/2.3L ENG., DUAL EXHAUST



For 15832: Univ. Conv. 15037#

(11889) 1991-90 4 CYL. GRAND AM w/2.5L ENG.



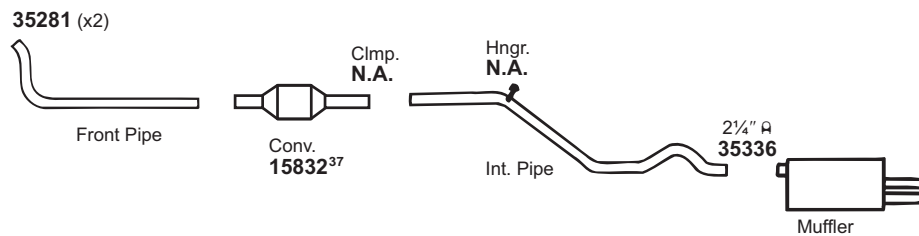
For 15636: Univ. Conv. 15036#

For 18271: Tru-Fit 18150  
 Glasspack 24041<sup>523,542</sup>

Univ. SoundFX 17874#

Super Turbo 17730#

(11890) 1989 4 CYL. GRAND AM w/2.3L QUAD 4 ENG. CODE A



For 15832: Univ. Conv. 15037#

31369 Gskt. 	31381 Gskt. 	35281 Spring 	35724 Brkt. 										
--------------------	--------------------	---------------------	--------------------	--	--	--	--	--	--	--	--	--	--

NOT LEGAL FOR SALE IN STATE OF CALIFORNIA  
 IN NEW YORK STATE, CONVERTERS LISTED ARE LEGAL FOR FEDERAL/EPA EMISSION VEHICLES ONLY

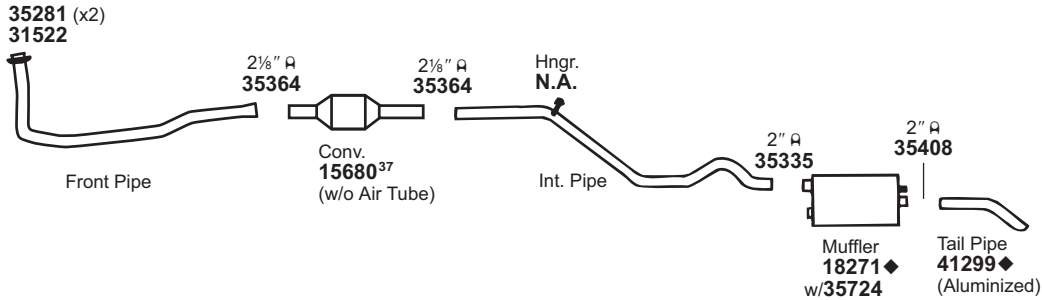
◆ If welded assembly, replace all required parts.  
 # Modifications and/or additional parts required.  
 37 Fits All Emissions Vehicles.

523 Requires Bracket.  
 542 Requires 35568 Bracket.

- GENERAL INFORMATION
- PASSENGER CAR
- LIGHT TRUCK
- MUFFLER SPECS.
- OPTIONAL MUFFLERS
- CONVERTER SPECS.
- ACCESSORIES
- FOOTNOTES

# PONTIAC Grand Am

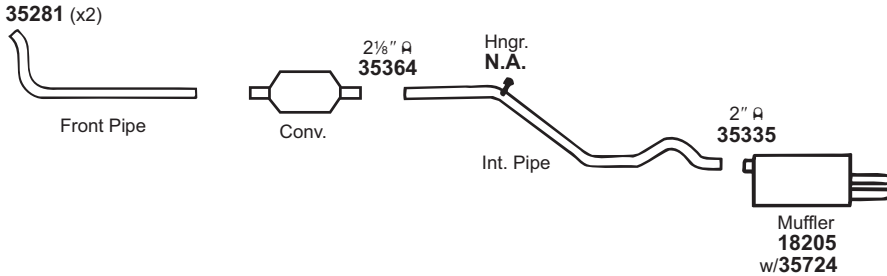
(11891) 1989-85 4 CYL. GRAND AM w/2.5L ENG.



For 15680: Univ. Conv. 15036#  
For 18271: Tru-Fit 18150  
Glasspack 24041<sup>523,542</sup>

Univ. SoundFX 17874# Super Turbo 17730#

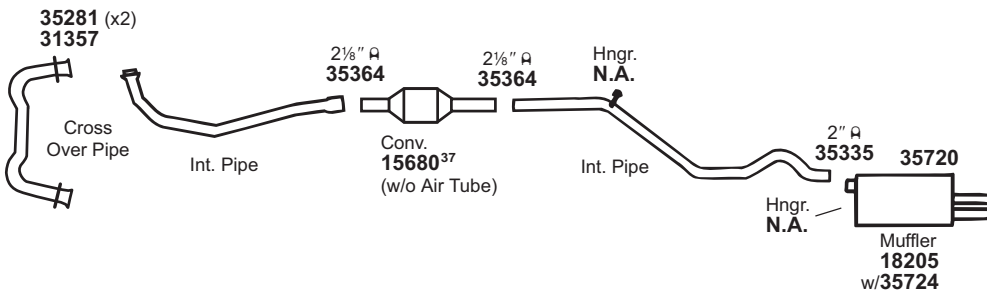
(11892) 1988-87 4 CYL. GRAND AM w/2.0L TURBO ENG.



For 18205: Tru-Fit 18150<sup>553,563</sup>

Univ. SoundFX 17826#

(11893) 1987-85 6 CYL. GRAND AM w/3.0L ENG.



For 15680: Univ. Conv. 15036#  
For 18205: Tru-Fit 18150<sup>553,563</sup>

Univ. SoundFX 17826#

31357 Gskt.	31522 Gskt.	35281 Spring	35720 Hngr.	35724 Brkt.											

NOT LEGAL FOR SALE IN STATE OF CALIFORNIA  
IN NEW YORK STATE, CONVERTERS LISTED ARE LEGAL FOR FEDERAL/EPA EMISSION VEHICLES ONLY

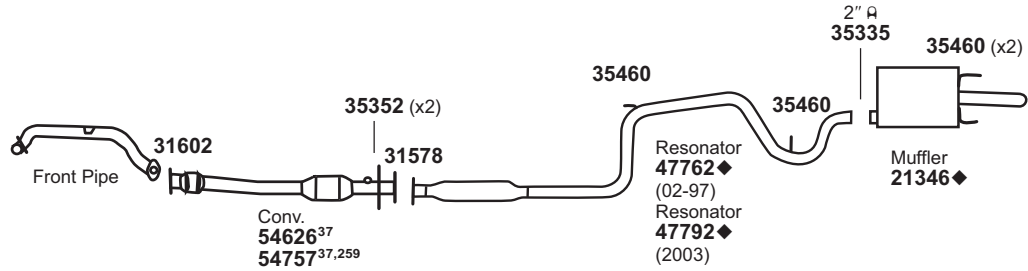
♦ If welded assembly, replace all required parts.  
# Modifications and/or additional parts required.  
37 Fits All Emissions Vehicles.

542 Requires 35568 Bracket.  
553 Requires 35254 & 35255 Bushings on Outlet & 41299 Spout & (1) Extra 35408 (2") Clamp.  
563 Single Outlet Muffler replaces Dual Outlet Muffler.

658 523 Requires Bracket.

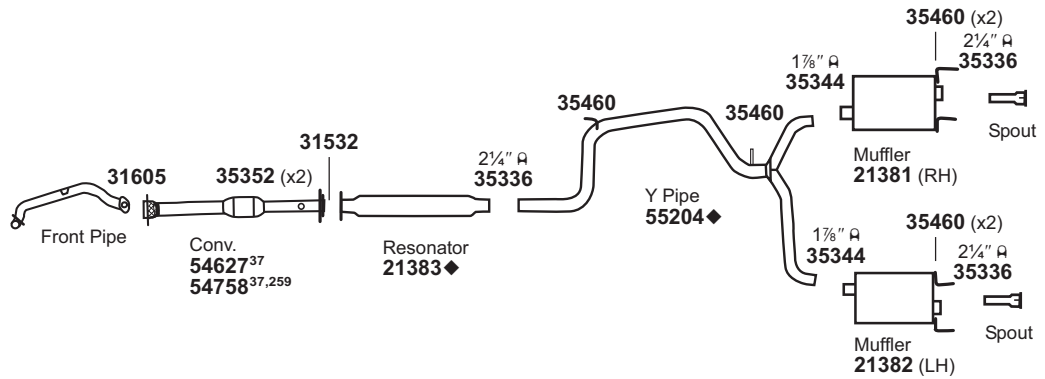
# PONTIAC Grand Prix

(11894) 2003-97 6 CYL. GRAND PRIX w/3.1L ENG., F.W.D.



For 21346: SoundFX 18895 Tru-Fit 18102#  
 For 54626: Univ. Conv. 93252#

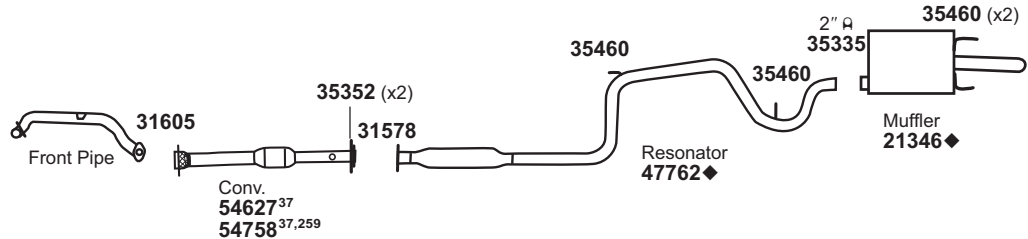
(11895) 2002-97 6 CYL. GRAND PRIX w/3.8L ENG., DUAL EXHAUST, F.W.D.



For 21381: SoundFX 18576  
 For 21382: SoundFX 18801  
 For 54627: Univ. Conv. 93253#

**DYNOMAX** SYSTEM AVAILABLE, See DynoMax Catalog

(11896) 2000-97 6 CYL. GRAND PRIX w/3.8L ENG., SINGLE EXHAUST



For 21346: SoundFX 18895 Tru-Fit 18102#  
 For 54627: Univ. Conv. 93253#

31532 Gskt.	31578 Gskt.	31602 Gskt.	31605 Gskt.	35352 Insl.	35460 Insl.								

NOT LEGAL FOR SALE IN STATE OF CALIFORNIA  
 IN NEW YORK STATE, CONVERTERS LISTED ARE LEGAL FOR FEDERAL/EPA EMISSION VEHICLES ONLY

◆ If welded assembly, replace all required parts.  
 # Modifications and/or additional parts required.

37 Fits All Emissions Vehicles.  
 259 Optional Part Number - Extra Precious Metal Loading.

GENERAL INFORMATION

PASSENGER CAR

LIGHT TRUCK

MUFFLER SPECS.

OPTIONAL MUFFLERS

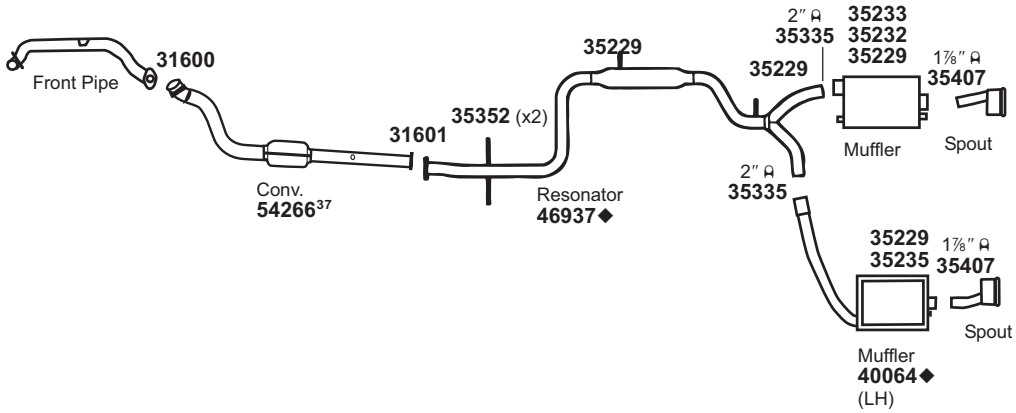
CONVERTER SPECS.

ACCESSORIES

FOOTNOTES

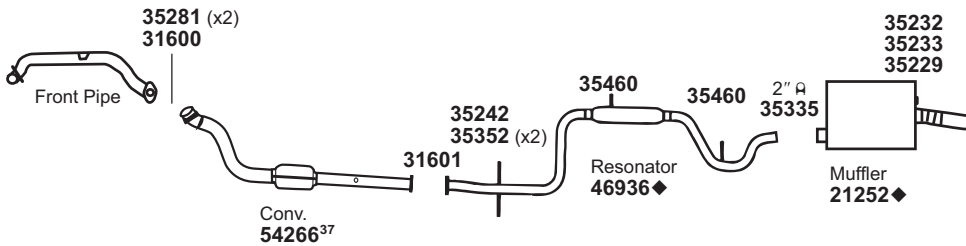
# PONTIAC Grand Prix

(11897) 1996 6 CYL. GRAND PRIX w/3.1L ENG., DUAL EXHAUST



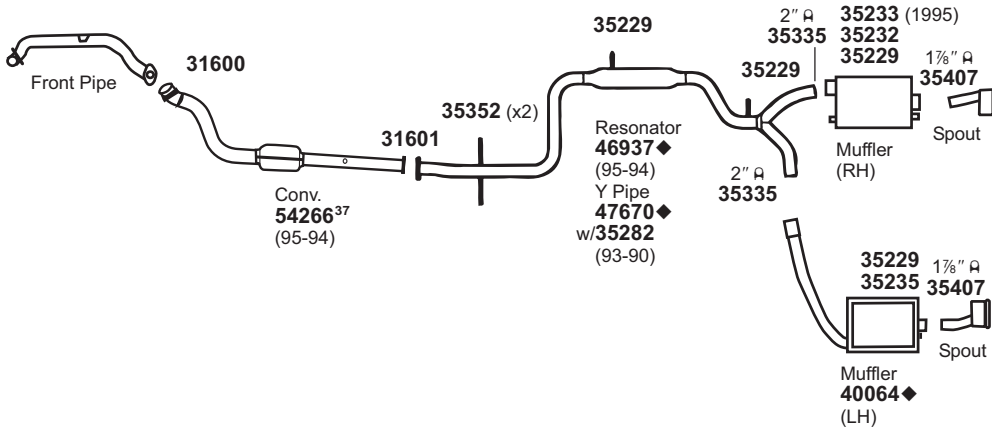
For 40064: SoundFX 18353  
For 54266: Univ. Conv. 93252#

(11898) 1996 6 CYL. GRAND PRIX w/3.1L ENG., SINGLE EXHAUST



For 21252: SoundFX 18802  
For 54266: Univ. Conv. 93252#

(11899) 1995-90 6 CYL. GRAND PRIX w/3.1L ENG., DUAL EXHAUST (1990, 2ND DESIGN)



For 40064: SoundFX 18353  
For 54266: Univ. Conv. 93252#

31600 Gskt.	31601 Gskt.	35229 Insl.	35232 Brkt.	35233 Brkt.	35235 Brkt.	35242 Brkt.	35281 Spring	35282 Bolt	35352 Insl.	35460 Insl.				

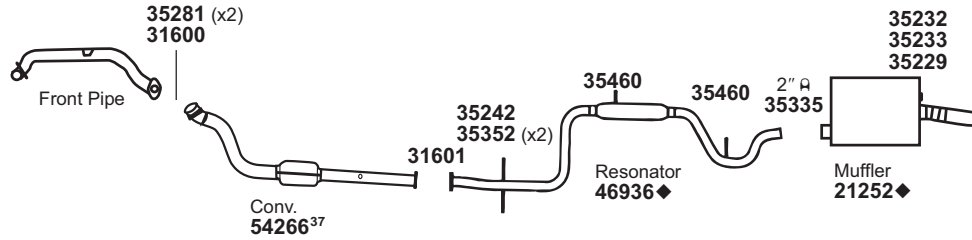
NOT LEGAL FOR SALE IN STATE OF CALIFORNIA  
IN NEW YORK STATE, CONVERTERS LISTED ARE LEGAL FOR FEDERAL/EPA EMISSION VEHICLES ONLY

660 ♦ If welded assembly, replace all required parts.  
# Modifications and/or additional parts required.

37 Fits All Emissions Vehicles.

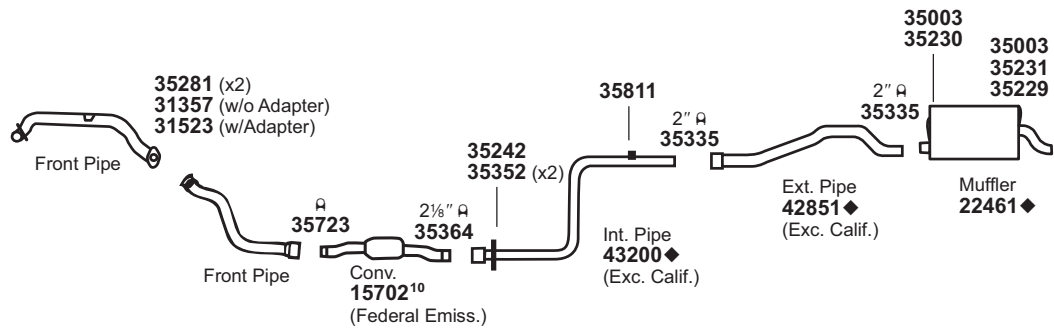
# PONTIAC Grand Prix

(11900) 1995-94 6 CYL. GRAND PRIX w/3.1L ENG., SINGLE EXHAUST



For 21252: SoundFX 18802  
For 54266: Univ. Conv. 93252#

(11901) 1993 V6 CYL. GRAND PRIX w/3.1L ENG., SINGLE EXHAUST



**NOTE:** To connect 43200 to O.E. converter:  
1) Cut original pipe 1 1/4" downstream of pipe-to-converter weld.  
2) Overlap 43200 onto the remaining stub on converter outlet.

**NOTE:** To install 15702:  
Inlet sized to fit O.E. pipe.  
Outlet sized to fit Aftermarket pipe.  
Use bushing on Inlet end to fit Aftermarket pipe.

For 15702: Univ. Conv. 15037#  
For 22461: SoundFX 18246 Tru-Fit 18154<sup>537</sup> Univ. SoundFX 17870#

31357 Gskt.	31523 Gskt.	31600 Gskt.	31601 Gskt.	35003 Brkt.	35229 Insl.	35230 Insl.	35231 Brkt.	35232 Brkt.	35233 Brkt.	35242 Brkt.	35281 Spring	35352 Insl.	35460 Insl.

NOT LEGAL FOR SALE IN STATE OF CALIFORNIA  
IN NEW YORK STATE, CONVERTERS LISTED ARE LEGAL FOR FEDERAL/EPA EMISSION VEHICLES ONLY

◆ If welded assembly, replace all required parts.  
# Modifications and/or additional parts required.  
10 Fits Federal/EPA Emission Vehicles.

37 Fits All Emissions Vehicles.  
537 Requires 41013 Spout & (1) Extra 35408 (2") Clamp.

GENERAL INFORMATION

PASSENGER CAR

LIGHT TRUCK

MUFFLER SPECS.

OPTIONAL MUFFLERS

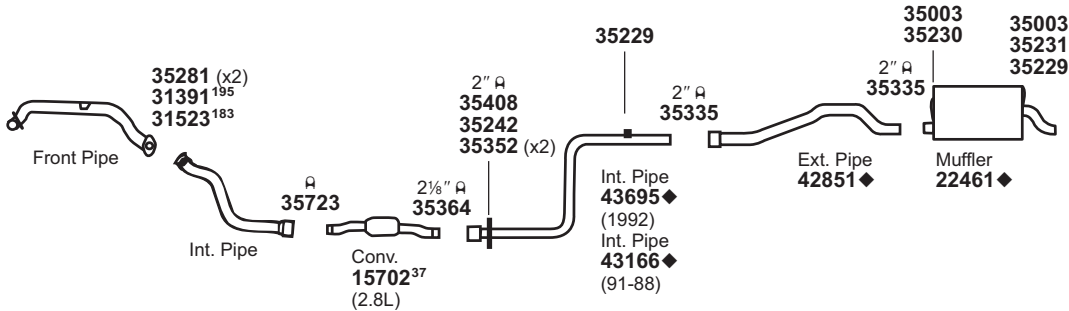
CONVERTER SPECS.

ACCESSORIES

FOOTNOTES

# PONTIAC Grand Prix

(11902) 1992-89 V6 CYL. GRAND PRIX w/3.1L ENG. (EXC. TURBO) (EXC. SE),  
SINGLE EXHAUST  
1989-88 V6 CYL. GRAND PRIX w/2.8L ENG. (EXC. SE)

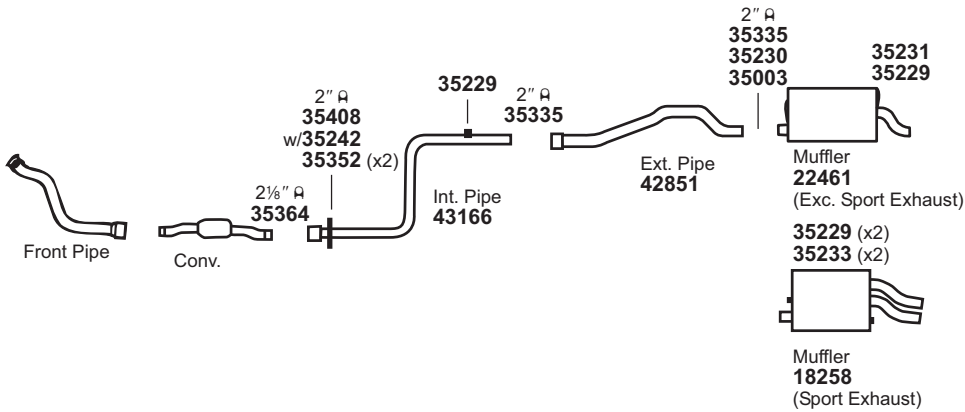


**NOTE:** To connect 43166 or 43695 to O.E. converter:  
1) Cut original pipe 1 $\frac{3}{4}$ " downstream of pipe-to-converter weld.  
2) Overlap 43166 or 43695 onto the remaining stub on converter outlet.

**NOTE:** To install 15702:  
Inlet sized to fit O.E. pipe.  
Outlet sized to fit Aftermarket pipe.  
Use bushing on Inlet end to fit Aftermarket pipe.

For 15702: Univ. Conv. 15037#  
For 22461: SoundFX 18246                      Tru-Fit 18154<sup>537</sup>                      Univ. SoundFX 17870#

(11903) 1991-90 4 CYL. GRAND PRIX w/2.3L ENG.



**NOTE:** To connect 43166 to O.E. converter:  
1) Cut original pipe 1 $\frac{3}{4}$ " downstream of pipe-to-converter weld.  
2) Overlap 43166 onto the remaining stub on converter outlet.

**NOTE:** To install 15702:  
Inlet sized to fit O.E. pipe.  
Outlet sized to fit Aftermarket pipe.  
Use bushing on Inlet end to fit Aftermarket pipe.

For 18258: Tru-Fit 18154<sup>537,563</sup>  
For 22461: SoundFX 18246                      Tru-Fit 18154<sup>537</sup>                      Univ. SoundFX 17870#

31391 Gskt.	31523 Gskt.	35003 Brkt.	35229 Insl.	35230 Insl.	35231 Brkt.	35233 Brkt.	35242 Brkt.	35281 Spring	35352 Insl.				

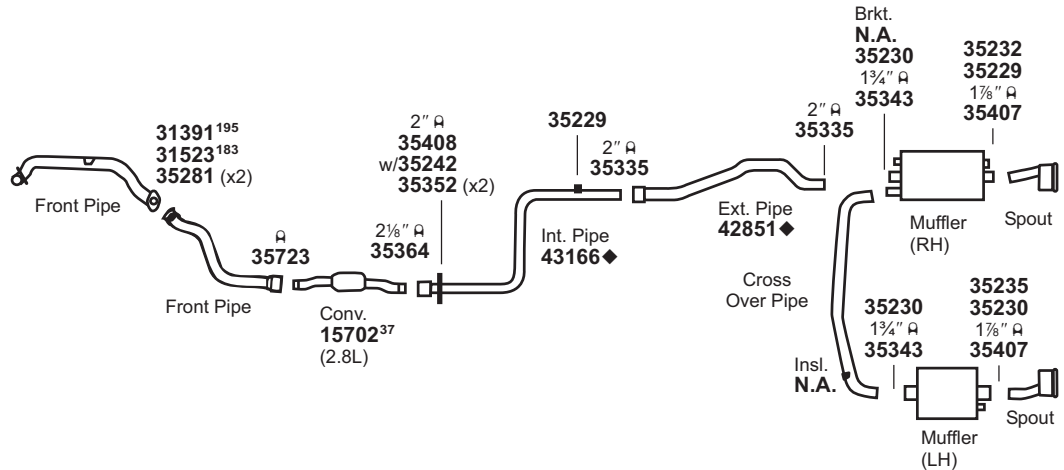
**NOT LEGAL FOR SALE IN STATE OF CALIFORNIA  
IN NEW YORK STATE, CONVERTERS LISTED ARE LEGAL FOR FEDERAL/EPA EMISSION VEHICLES ONLY**

- ◆ If welded assembly, replace all required parts.
- # Modifications and/or additional parts required.
- 37 Fits All Emissions Vehicles.
- 662 183 1988 Models with Cast Iron Manifold.
- 195 Exc. 1988 Models with Cast Iron manifold.
- 537 Requires 41013 Spout & (1) Extra 35408 (2") Clamp.
- 563 Single Outlet Muffler replaces Dual Outlet Muffler.



# PONTIAC Grand Prix

(11904) 1990-89 V6 CYL. GRAND PRIX SE w/3.1L ENG. (EXC. TURBO) (1990, 1ST DESIGN)  
 1989-88 V6 CYL. GRAND PRIX SE w/2.8L ENG. (EXC. TURBO)

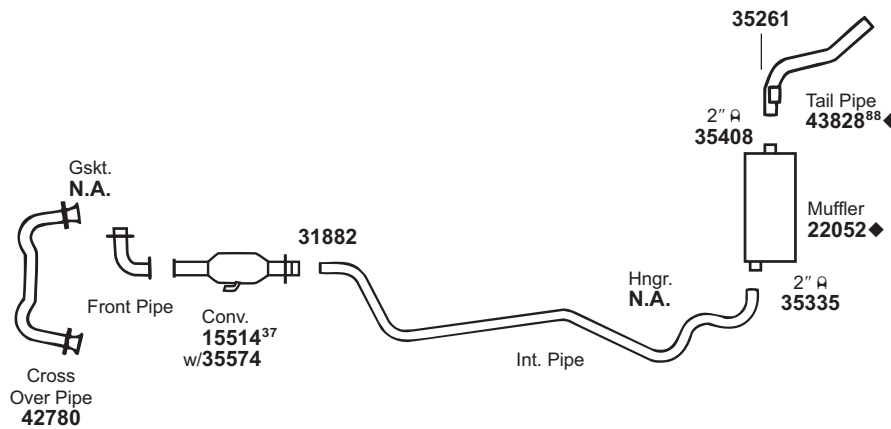


**NOTE:** To connect 43166 to O.E. converter:  
 1) Cut original pipe 1/4" downstream of pipe-to-converter weld.  
 2) Overlap 43166 onto the remaining stub on converter outlet.

**NOTE:** To install 15702:  
 Inlet sized to fit O.E. pipe.  
 Outlet sized to fit Aftermarket pipe.  
 Use bushing on Inlet end to fit Aftermarket pipe.

For 15702: Univ. Conv. 15037#

(11905) 1987-84 V6 CYL. GRAND PRIX w/3.8L ENG.



For 15514: Univ. Conv. 15032#  
 For 22052: SoundFX 18275  
 Super Turbo 17730#

Tru-Fit 18101

Univ. SoundFX 17840

31391 Gskt.	31523 Gskt.	31882 Flng.	35229 Insl.	35230 Insl.	35232 Brkt.	35235 Brkt.	35242 Brkt.	35261 Insl.	35281 Spring	35352 Insl.			

NOT LEGAL FOR SALE IN STATE OF CALIFORNIA  
 IN NEW YORK STATE, CONVERTERS LISTED ARE LEGAL FOR FEDERAL/EPA EMISSION VEHICLES ONLY

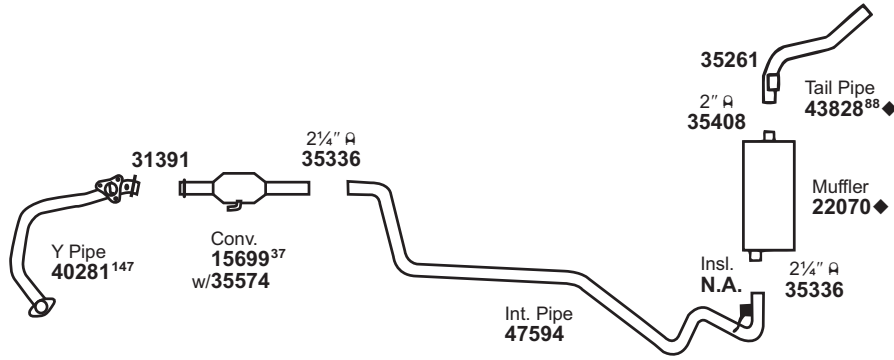
◆ If welded assembly, replace all required parts.  
 # Modifications and/or additional parts required.  
 37 Fits All Emissions Vehicles.

88 Late Design; Bracket welded on bottom of Pipe.  
 183 1988 Models with Cast Iron Manifold.  
 195 Exc. 1988 Models with Cast Iron manifold.

GENERAL INFORMATION  
 PASSENGER CAR  
 LIGHT TRUCK  
 MUFFLER SPECS.  
 OPTIONAL MUFFLERS  
 CONVERTER SPECS.  
 ACCESSORIES  
 FOOTNOTES

# PONTIAC Grand Prix

(11906) 1987-86 V6 CYL. GRAND PRIX w/4.3L ENG.

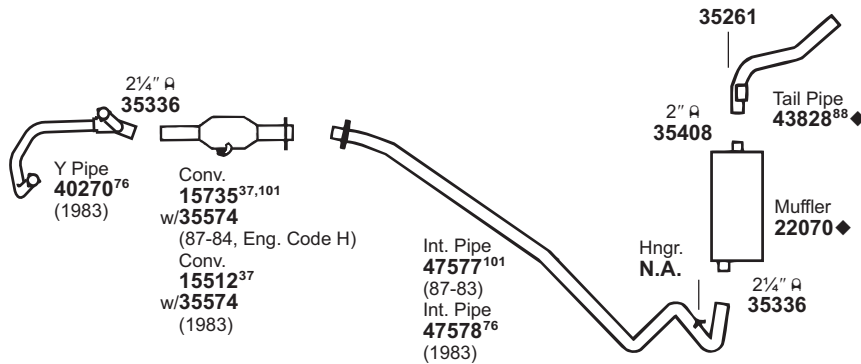


For 15699: Univ. Conv. 15032#  
 For 22070: SoundFX 18345  
 Super Turbo 17731#

Tru-Fit 18107  
 Ultra Flo SS 17282#

Univ. SoundFX 17840#

(11907) 1987-83 8 CYL. GRAND PRIX w/5.0L ENG.



For 15512: Univ. Conv. 15032#  
 For 15735: Univ. Conv. 15032#  
 For 22070: SoundFX 18345  
 Super Turbo 17731#

Tru-Fit 18107  
 Ultra Flo SS 17282#

Univ. SoundFX 17840#

31391 Gskt.	35261 Insl.																		

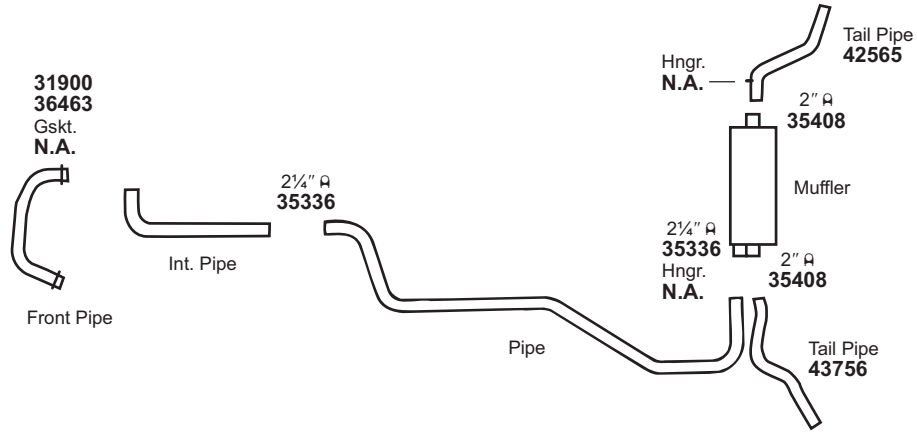
NOT LEGAL FOR SALE IN STATE OF CALIFORNIA  
 IN NEW YORK STATE, CONVERTERS LISTED ARE LEGAL FOR FEDERAL/EPA EMISSION VEHICLES ONLY

◆ If welded assembly, replace all required parts.  
 # Modifications and/or additional parts required.  
 37 Fits All Emissions Vehicles.  
 664 76 W/Single Bed Pelletized Converter.

88 Late Design; Bracket welded on bottom of Pipe.  
 101 W/Dual Bed Monolithic Converter.  
 147 If sensor installation required, drill 1/2" hole in Pipe at tap.

# PONTIAC Grand Prix

(11908) 1984-81 8 CYL. GRAND PRIX w/5.7L DIESEL ENG.

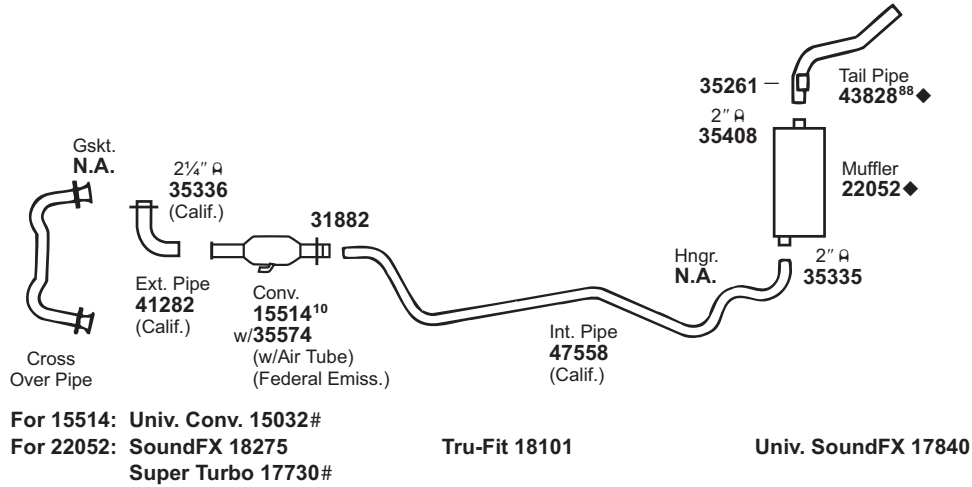


GENERAL INFORMATION

PASSENGER CAR

LIGHT TRUCK

(11909) 1983 V6 CYL. GRAND PRIX w/3.8L ENG.



MUFFLER SPECS.

OPTIONAL MUFFLERS

CONVERTER SPECS.

ACCESSORIES

FOOTNOTES

31882 Flng.	31900 Flng.	35261 Insl.	36463 Sprgs.											

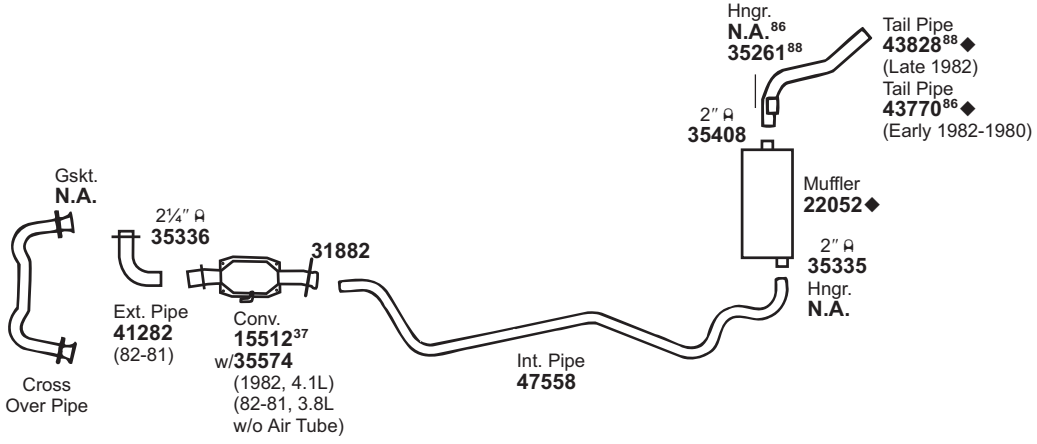
NOT LEGAL FOR SALE IN STATE OF CALIFORNIA  
 IN NEW YORK STATE, CONVERTERS LISTED ARE LEGAL FOR FEDERAL/EPA EMISSION VEHICLES ONLY

◆ If welded assembly, replace all required parts.  
 # Modifications and/or additional parts required.

10 Fits Federal/EPA Emission Vehicles.  
 88 Late Design; Bracket welded on bottom of Pipe.

# PONTIAC Grand Prix

(11910) 1982-80 V6 CYL. GRAND PRIX w/3.8L (231 C.I.D.) ENG., R.W.D.  
 1982 V6 CYL. GRAND PRIX w/4.1L (252 C.I.D.) ENG., R.W.D.

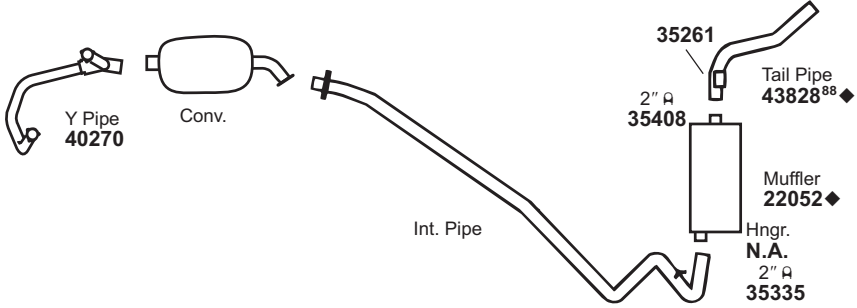


For 15512: Univ. Conv. 15032#  
 For 22052: SoundFX 18275  
 Super Turbo 17730#

Tru-Fit 18101

Univ. SoundFX 17840

(11911) 1982 8 CYL. GRAND PRIX w/4.4L ENG., R.W.D.



For 22052: SoundFX 18275  
 Super Turbo 17730#

Tru-Fit 18101

Univ. SoundFX 17840

31882 Flng. 	35261 Insl. 										
--------------------	--------------------	--	--	--	--	--	--	--	--	--	--

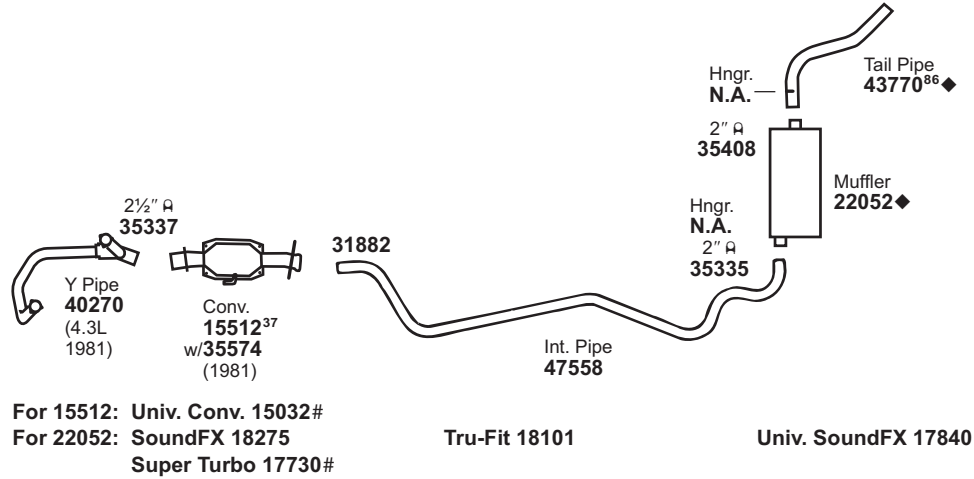
NOT LEGAL FOR SALE IN STATE OF CALIFORNIA  
 IN NEW YORK STATE, CONVERTERS LISTED ARE LEGAL FOR FEDERAL/EPA EMISSION VEHICLES ONLY

◆ If welded assembly, replace all required parts.  
 # Modifications and/or additional parts required.  
 666 37 Fits All Emissions Vehicles.

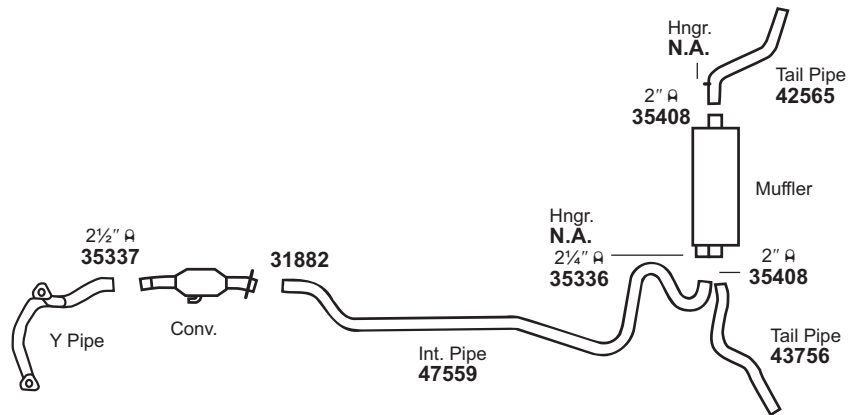
86 Early Design; Bracket welded on top of Pipe.  
 88 Late Design; Bracket welded on bottom of Pipe.

# PONTIAC Grand Prix

(11912) 1981-80 8 CYL. GRAND PRIX w/4.3L (265 & 267 C.I.D.) ENG.  
 1980 8 CYL. GRAND PRIX w/4.9L (301 C.I.D.) ENG. (EXC. HIGH PERFORMANCE)



(11913) 1980 8 CYL. GRAND PRIX w/4.9L (301 C.I.D.) ENG. w/HIGH PERFORMANCE OPTION



31882 Flng.																			
-------------	--	--	--	--	--	--	--	--	--	--	--	--	--	--	--	--	--	--	--

NOT LEGAL FOR SALE IN STATE OF CALIFORNIA  
 IN NEW YORK STATE, CONVERTERS LISTED ARE LEGAL FOR FEDERAL/EPA EMISSION VEHICLES ONLY

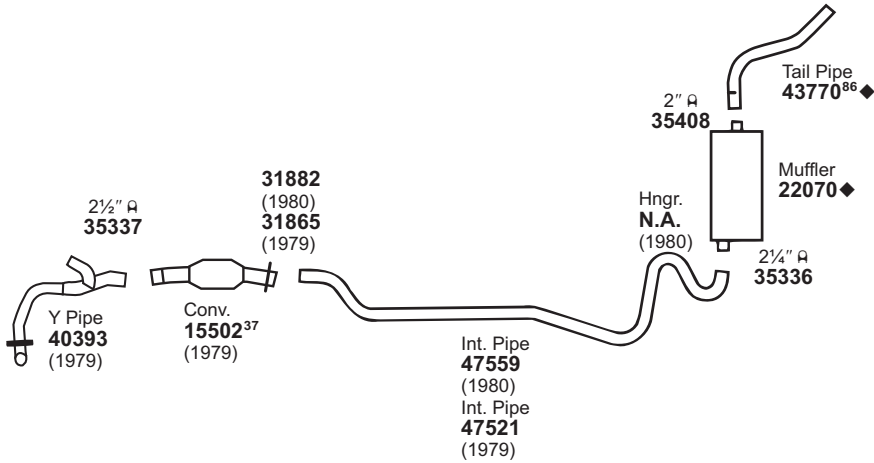
◆ If welded assembly, replace all required parts.  
 # Modifications and/or additional parts required.

37 Fits All Emissions Vehicles.  
 86 Early Design; Bracket welded on top of Pipe.

- GENERAL INFORMATION
- PASSENGER CAR
- LIGHT TRUCK
- MUFFLER SPECS.
- OPTIONAL MUFFLERS
- CONVERTER SPECS.
- ACCESSORIES
- FOOTNOTES

# PONTIAC Grand Prix

(11914) 1980-79 8 CYL. GRAND PRIX w/5.0L (305 C.I.D.) ENG.

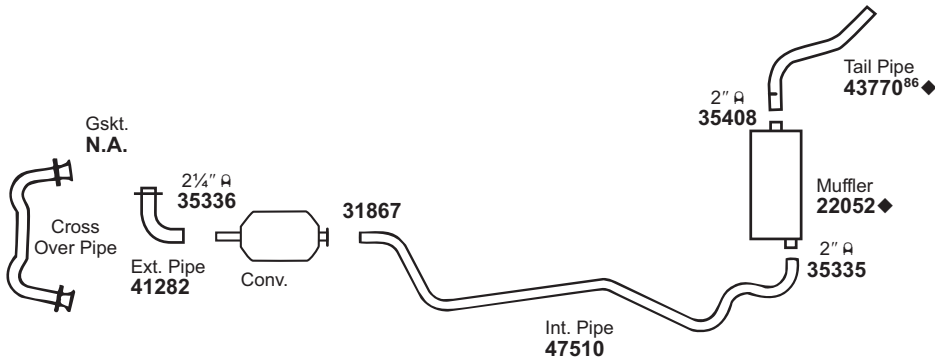


For 15502: Univ. Conv. 15038#  
For 22070: SoundFX 18345  
Super Turbo 17731#

Tru-Fit 18107  
Ultra Flo SS 17282#

Univ. SoundFX 17840#




(11915) 1979 V6 CYL. GRAND PRIX w/3.8L (231 C.I.D.) ENG.



For 22052: SoundFX 18275  
Super Turbo 17730#

Tru-Fit 18101

Univ. SoundFX 17840

31865 Fling. 	31867 Fling. 	31882 Fling. 																		
--	--	--	--	--	--	--	--	--	--	--	--	--	--	--	--	--	--	--	--	--

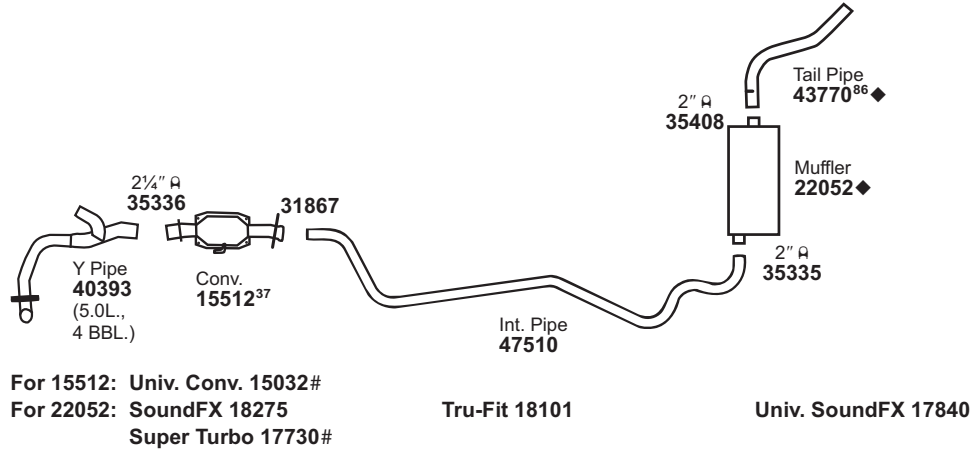
NOT LEGAL FOR SALE IN STATE OF CALIFORNIA  
IN NEW YORK STATE, CONVERTERS LISTED ARE LEGAL FOR FEDERAL/EPA EMISSION VEHICLES ONLY

668 ♦ If welded assembly, replace all required parts.  
# Modifications and/or additional parts required.

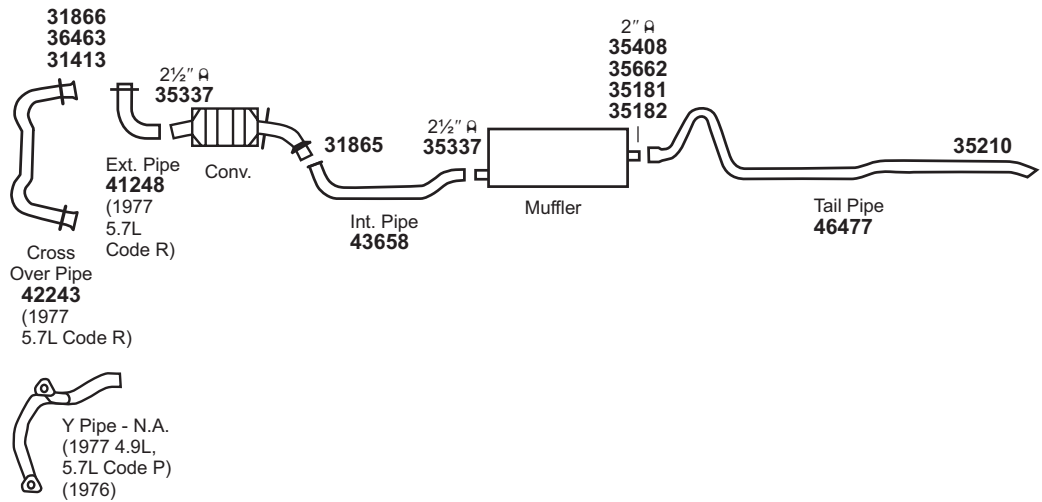
37 Fits All Emissions Vehicles.  
86 Early Design; Bracket welded on top of Pipe.

# PONTIAC Grand Prix

(11916)	1979	8 CYL.	GRAND PRIX w/4.9L (301 C.I.D.) ENG.
	1978	8 CYL.	GRAND PRIX w/4.9L (301 C.I.D.), 5.0L (305 C.I.D.) ENG.



(11917)	1977	8 CYL.	GRAND PRIX w/4.9L (301 C.I.D.), 5.7L (350 C.I.D.) ENG. CODE P & CODE R
	1976	8 CYL.	GRAND PRIX w/5.7L (350 C.I.D.) ENG.



31413 Gskt.	31865 Flng.	31866 Flng.	31867 Flng.	35181 Brkt.	35182 Brkt.	35210 Hngr.	35662 Brkt.	36463 Sprgs.						

NOT LEGAL FOR SALE IN STATE OF CALIFORNIA  
IN NEW YORK STATE, CONVERTERS LISTED ARE LEGAL FOR FEDERAL/EPA EMISSION VEHICLES ONLY

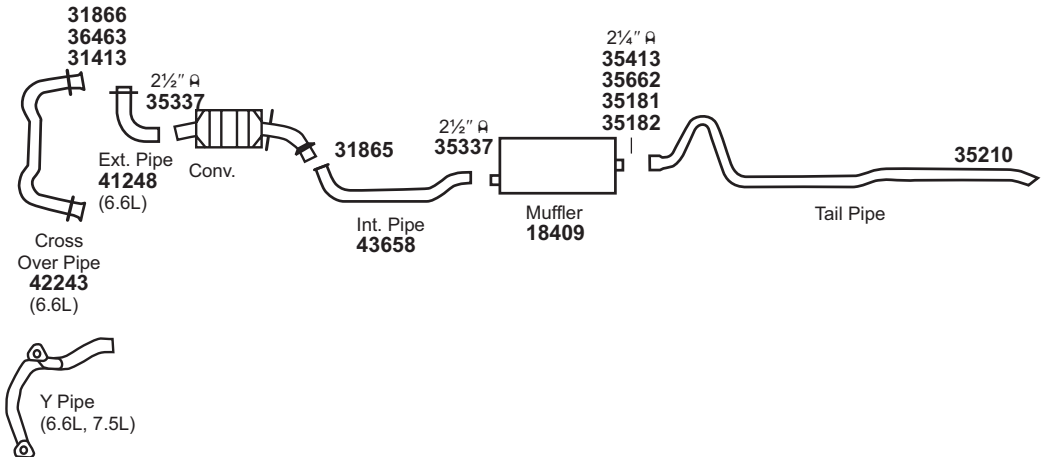
◆ If welded assembly, replace all required parts.  
# Modifications and/or additional parts required.

37 Fits All Emissions Vehicles.  
86 Early Design; Bracket welded on top of Pipe.

GENERAL INFORMATION
PASSENGER CAR
LIGHT TRUCK
MUFFLER SPECS.
OPTIONAL MUFFLERS
CONVERTER SPECS.
ACCESSORIES
FOOTNOTES

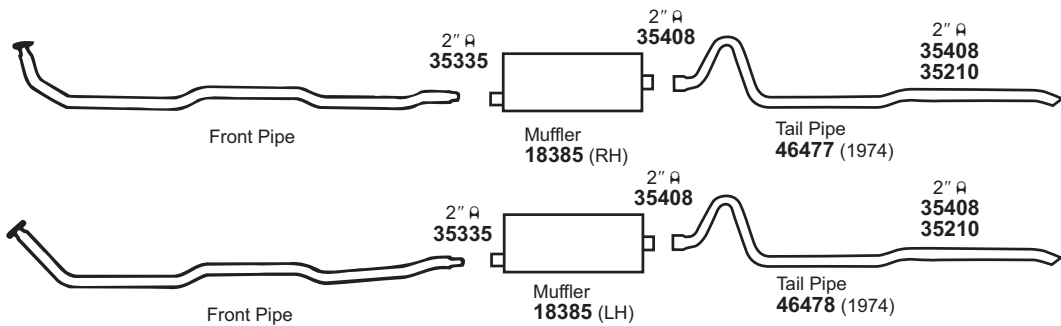
# PONTIAC Grand Prix

(11918) 1977 8 CYL. GRAND PRIX w/6.6L (403 C.I.D.) ENG.  
 1977-75 8 CYL. GRAND PRIX w/6.6L (400 C.I.D.), 7.5L (455 C.I.D.) ENG.



For 18409: Tru-Fit 18112 Univ. SoundFX 17824 Super Turbo 17748#  
 Ultra Flo SS 17289#

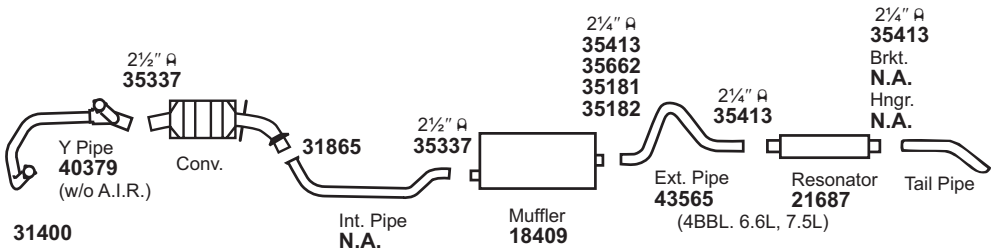
(11919) 1974-73 8 CYL. GRAND PRIX w/6.6L (400 C.I.D.), 7.5L (455 C.I.D.) ENG. (EXC. 7.5L SD ENG.)



For 18385: Tru-Fit 18101 Univ. SoundFX 17820#

# PONTIAC Grand Ville

(11920) 1975 8 CYL. GRAND VILLE BROUGHAM w/6.6L (600 C.I.D.) ENG., 4BBL, 7.5L (455 C.I.D.) (EXC. STATION WAGON)



For 18409: Tru-Fit 18112 Univ. SoundFX 17824 Super Turbo 17748#  
 Ultra Flo SS 17289#  
 For 21687: Univ. SoundFX 17812#

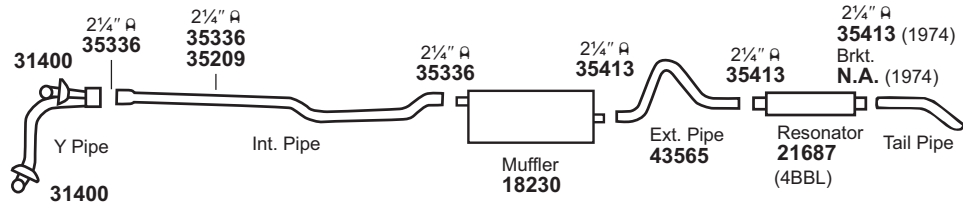
31400 Gskt.	31413 Gskt.	31865 Flng.	31866 Flng.	35181 Brkt.	35182 Brkt.	35210 Hngr.	35662 Brkt.	36463 Sprgs.					
----------------	----------------	----------------	----------------	----------------	----------------	----------------	----------------	-----------------	--	--	--	--	--

NOT LEGAL FOR SALE IN STATE OF CALIFORNIA  
 IN NEW YORK STATE, CONVERTERS LISTED ARE LEGAL FOR FEDERAL/EPA EMISSION VEHICLES ONLY



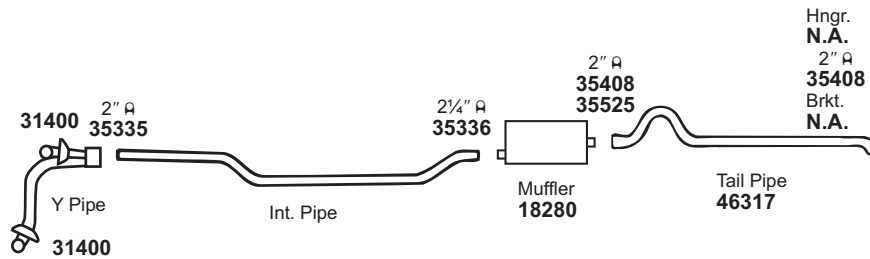
# PONTIAC Grand Ville

(11921)	1974	8 CYL.	GRAND VILLE w/6.6L (400 C.I.D.) ENG. (EXC. STATION WAGON)
	1973	8 CYL.	GRAND VILLE w/6.6L (400 C.I.D.), 7.5L (455 C.I.D.), ENG. 4BBL (EXC. STATION WAGON)



For 18230: Tru-Fit 18113                      Univ. SoundFX 17808                      Super Turbo 17747#  
 For 21687: Univ. SoundFX 17812#

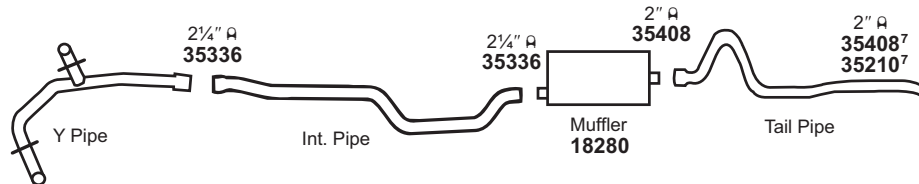
(11922)	1973	8 CYL.	GRAND VILLE w/6.6L, 7.5L CHEVROLET ENG. (ORANGE BLOCK) (EXC. STATION WAGON)
---------	------	--------	---



For 18280: Tru-Fit 18111                      Univ. SoundFX 17800                      Super Turbo 17747#

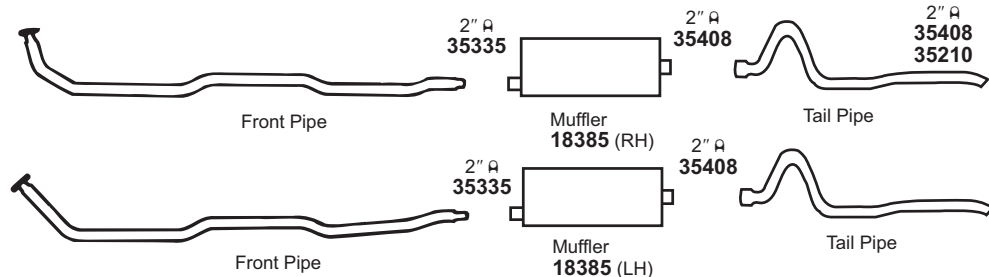
# PONTIAC GTO

(11923)	1973	8 CYL.	GTO w/6.6L (400 C.I.D.) ENG.
---------	------	--------	------------------------------



For 18280: Tru-Fit 18111                      Univ. SoundFX 17800                      Super Turbo 17747#

(11924)	1973	8 CYL.	GTO w/6.6L (400 C.I.D.), 7.5L (455 C.I.D.) ENG. (EXC. 7.5L SD ENG.)
---------	------	--------	---



For 18385: Tru-Fit 18101                      Univ. SoundFX 17820#

31400 Gskt.	35209 Hngr.	35210 Hngr.	35525 Hngr.															

NOT LEGAL FOR SALE IN STATE OF CALIFORNIA  
 IN NEW YORK STATE, CONVERTERS LISTED ARE LEGAL FOR FEDERAL/EPA EMISSION VEHICLES ONLY

GENERAL INFORMATION

PASSENGER CAR

LIGHT TRUCK

MUFFLER SPECS.

OPTIONAL MUFFLERS

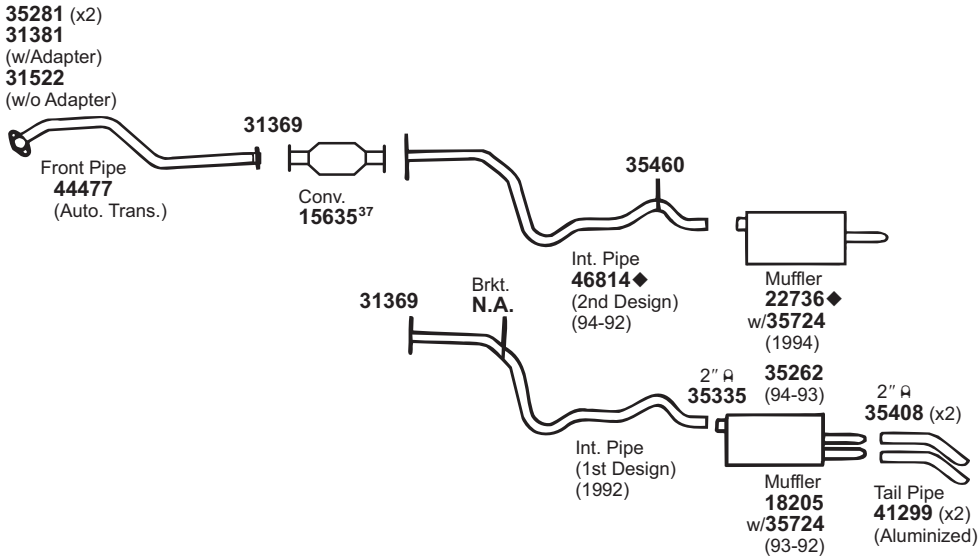
CONVERTER SPECS.

ACCESSORIES

FOOTNOTES

# PONTIAC J2000-Sunbird

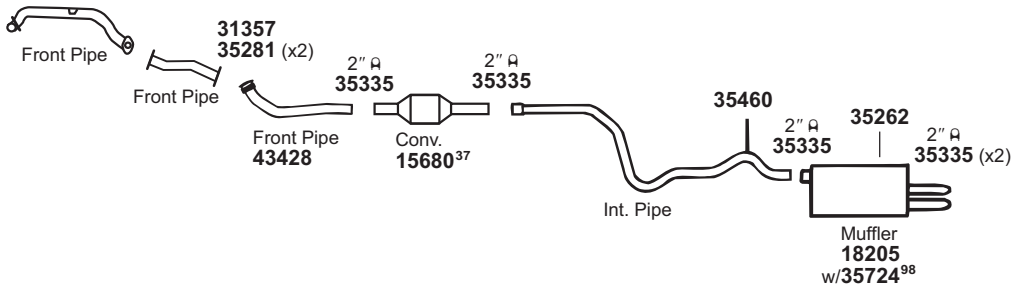
(11925) 1994-92 4 CYL. SUNBIRD w/2.0L ENG.



For 15635: Univ. Conv. 15036#  
For 18205: Tru-Fit 18150<sup>553,563</sup>  
For 22736: SoundFX 18282<sup>525</sup>

Univ. SoundFX 17826#  
Univ. SoundFX 17860#

(11926) 1994 6 CYL. SUNBIRD w/3.1L ENG.



For 15680: Univ. Conv. 15036#  
For 18205: Tru-Fit 18150<sup>553,563</sup>

Univ. SoundFX 17826#

31357 Gskt.	31369 Gskt.	31381 Gskt.	31522 Gskt.	35262 Hngr.	35281 Spring	35460 Insl.	35724 Brkt.								

NOT LEGAL FOR SALE IN STATE OF CALIFORNIA  
IN NEW YORK STATE, CONVERTERS LISTED ARE LEGAL FOR FEDERAL/EPA EMISSION VEHICLES ONLY

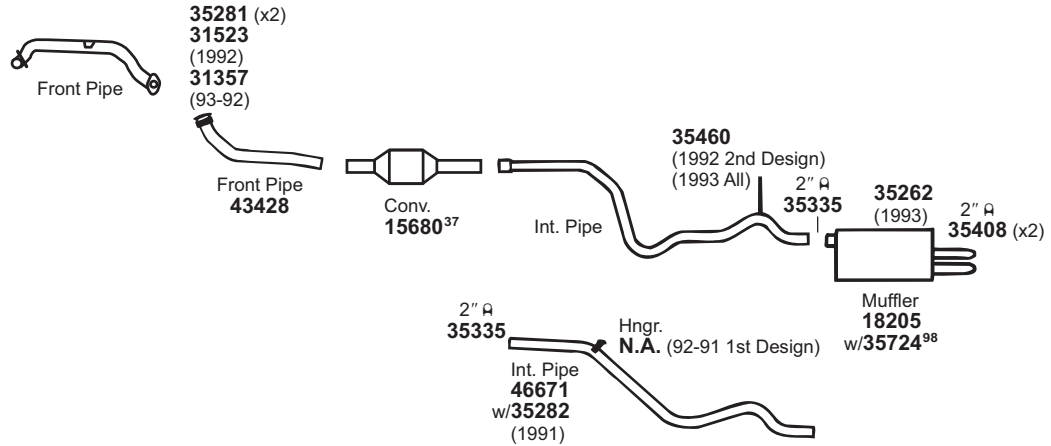
◆ If welded assembly, replace all required parts.  
# Modifications and/or additional parts required.  
37 Fits All Emissions Vehicles.

525 Requires 41342 Tail Pipe.  
553 Requires 35254 & 35255 Bushings on Outlet & 41299 Spout & (1) Extra 35408 (2") Clamp.  
563 Single Outlet Muffler replaces Dual Outlet Muffler.

672 98 Discard O.E. Spade Bracket.

# PONTIAC J2000-Sunbird

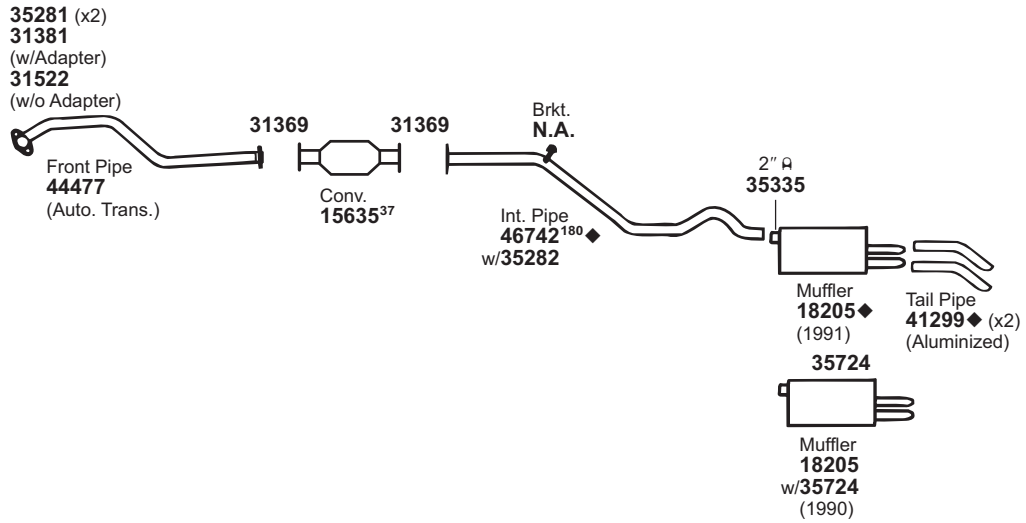
(11927) 1993-91 6 CYL. SUNBIRD w/3.1L MFI ENG. (EXC. GT)



For 15680: Univ. Conv. 15036#  
For 18205: Tru-Fit 18150<sup>553,563</sup>

Univ. SoundFX 17826#

(11928) 1991-90 4 CYL. SUNBIRD w/2.0L ENG. (EXC. TURBO)



For 15635: Univ. Conv. 15036#  
For 18205: Tru-Fit 18150<sup>553,563</sup>

Univ. SoundFX 17826#

31357 Gskt.	31369 Gskt.	31381 Gskt.	31522 Gskt.	31523 Gskt.	35262 Hngr.	35281 Spring	35282 Bolt	35460 Insl.	35724 Brkt.				

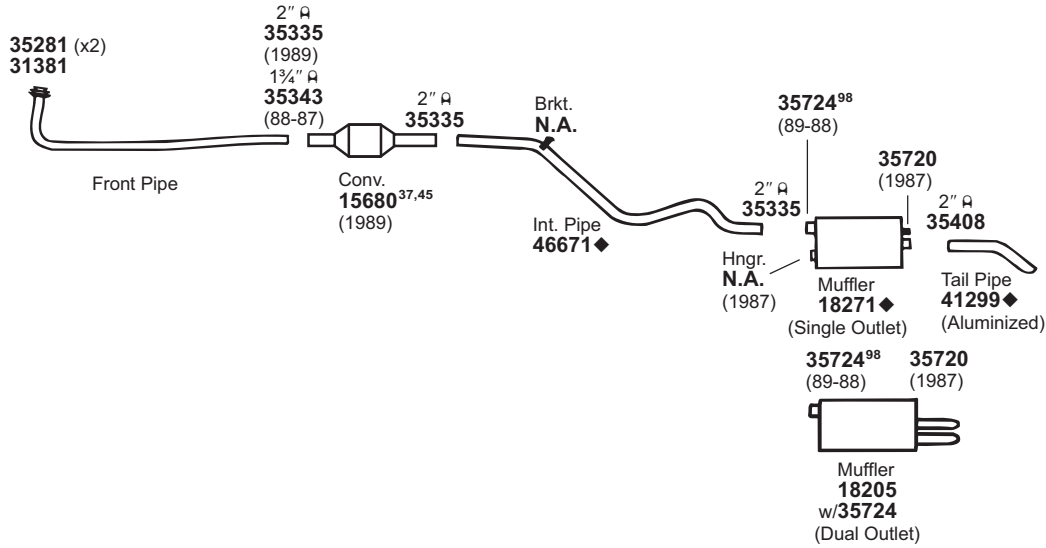
NOT LEGAL FOR SALE IN STATE OF CALIFORNIA  
IN NEW YORK STATE, CONVERTERS LISTED ARE LEGAL FOR FEDERAL/EPA EMISSION VEHICLES ONLY

- ◆ If welded assembly, replace all required parts.
- # Modifications and/or additional parts required.
- 37 Fits All Emissions Vehicles.
- 98 Discard O.E. Spade Bracket.

- 180 Reuse counter weight Clamp assembly. Install identical to O.E.
- 553 Requires 35254 & 35255 Bushings on Outlet & 41299 Spout & (1) Extra 35408 (2") Clamp.
- 563 Single Outlet Muffler replaces Dual Outlet Muffler.

# PONTIAC J2000-Sunbird

(11929) 1989-87 4 CYL. SUNBIRD w/2.0L ENG. (EXC. TURBO) (EXC. STATION WAGON)



For 15680: Univ. Conv. 15036#

For 18205: Tru-Fit 18150<sup>553,563</sup>

For 18271: Tru-Fit 18150

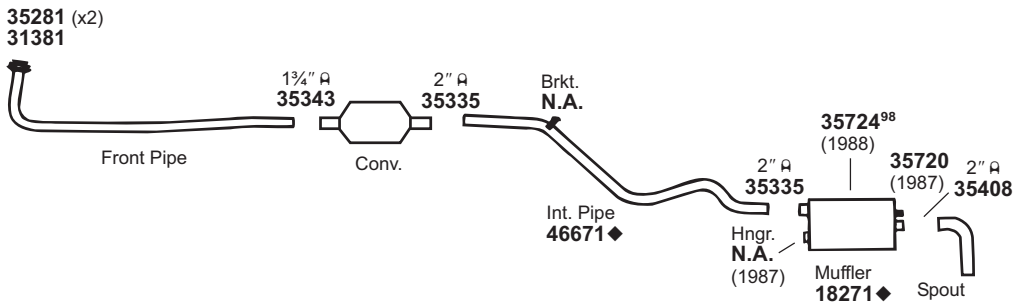
Glasspack 24041<sup>523,542</sup>

Univ. SoundFX 17826#

Univ. SoundFX 17874#

Super Turbo 17730#

(11930) 1988-87 4 CYL. SUNBIRD STATION WAGON w/2.0L ENG. (EXC. TURBO)



For 18271: Tru-Fit 18150

Glasspack 24041<sup>523,542</sup>

Univ. SoundFX 17874#

Super Turbo 17730#

31381 Gskt.	35281 Spring	35720 Hngr.	35724 Brkt.																

NOT LEGAL FOR SALE IN STATE OF CALIFORNIA  
IN NEW YORK STATE, CONVERTERS LISTED ARE LEGAL FOR FEDERAL/EPA EMISSION VEHICLES ONLY

◆ If welded assembly, replace all required parts.

# Modifications and/or additional parts required.

37 Fits All Emissions Vehicles.

45 OE exhaust system is completely welded. Additional adapters and cutting the OE pipes may be required to complete installation. Only failed Converters may be replaced.

98 Discard O.E. Spade Bracket.

523 Requires Bracket.

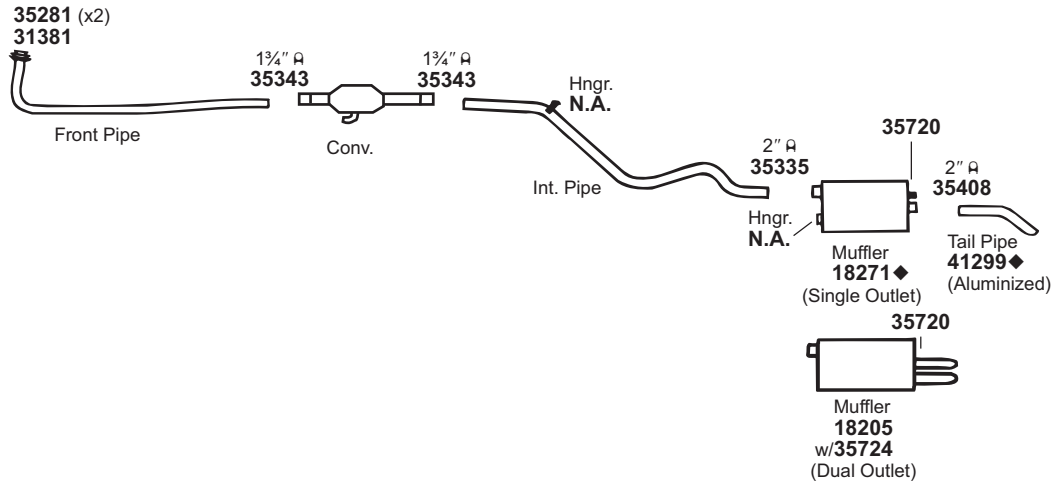
542 Requires 35568 Bracket.

553 Requires 35254 & 35255 Bushings on Outlet & 41299 Spout & (1) Extra 35408 (2") Clamp.

563 Single Outlet Muffler replaces Dual Outlet Muffler.

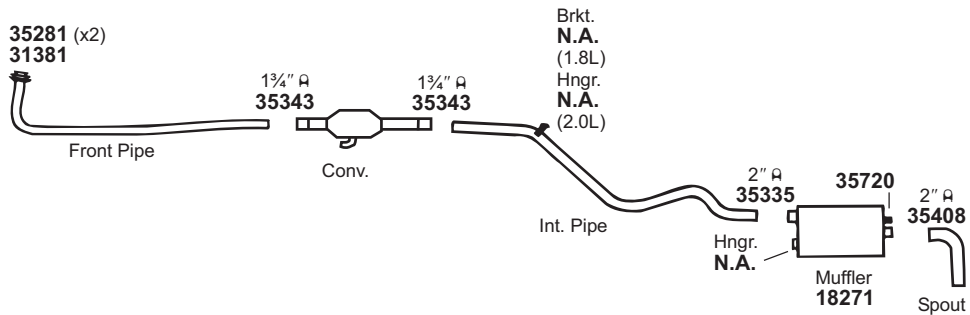
# PONTIAC J2000-Sunbird

(11931) 1986-84 4 CYL. J2000, SUNBIRD w/1.8L, 2.0L ENG. (EXC. TURBO) (EXC. STATION WAGON) (EXC. EARLY MODELS w/MUFFLER BODY STRAP)



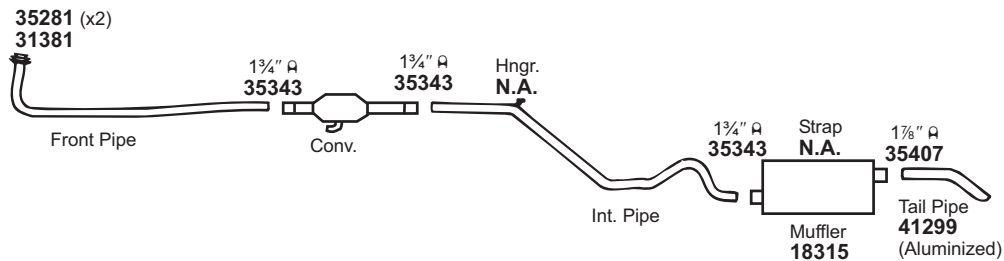
For 18205: Tru-Fit 18150<sup>553,563</sup> Univ. SoundFX 17826#  
 For 18271: Tru-Fit 18150 Univ. SoundFX 17874# Super Turbo 17730#  
 Glasspack 24041<sup>523,542</sup>

(11932) 1986-84 4 CYL. J2000, SUNBIRD STATION WAGON w/1.8L, 2.0L ENG. (EXC. TURBO) (EXC. EARLY MODELS w/MUFFLER BODY STRAP)



For 18271: Tru-Fit 18150 Univ. SoundFX 17874# Super Turbo 17730#  
 Glasspack 24041<sup>523,542</sup>

(11933) 1984-83 4 CYL. J2000, SUNBIRD w/1.8L, 2.0L ENG. (EXC. STATION WAGON) (EXC. TURBO) (EXC. LATE 1984 MODELS w/Front & Rear Muffler Hangers)



For 18315: Super Turbo 17736#

31381 Gskt.	35281 Spring	35720 Hngr.	35724 Brkt.																

NOT LEGAL FOR SALE IN STATE OF CALIFORNIA  
 IN NEW YORK STATE, CONVERTERS LISTED ARE LEGAL FOR FEDERAL/EPA EMISSION VEHICLES ONLY

- ◆ If welded assembly, replace all required parts.
- # Modifications and/or additional parts required.
- 523 Requires Bracket.
- 542 Requires 35568 Bracket.
- 553 Requires 35254 & 35255 Bushings on Outlet & 41299 Spout & (1) Extra 35408 (2") Clamp.
- 563 Single Outlet Muffler replaces Dual Outlet Muffler.

GENERAL INFORMATION

PASSENGER CAR

LIGHT TRUCK

MUFFLER SPECS.

OPTIONAL MUFFLERS

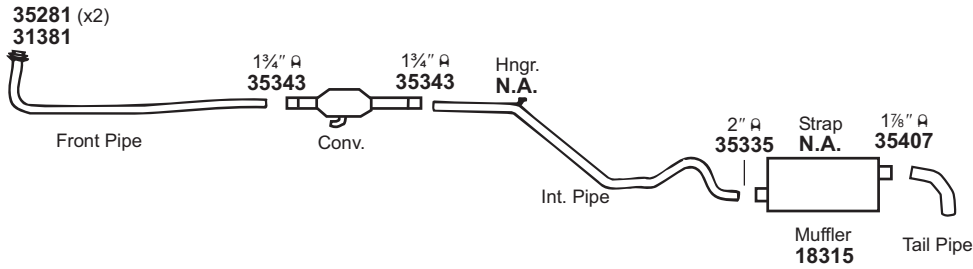
CONVERTER SPECS.

ACCESSORIES

FOOTNOTES

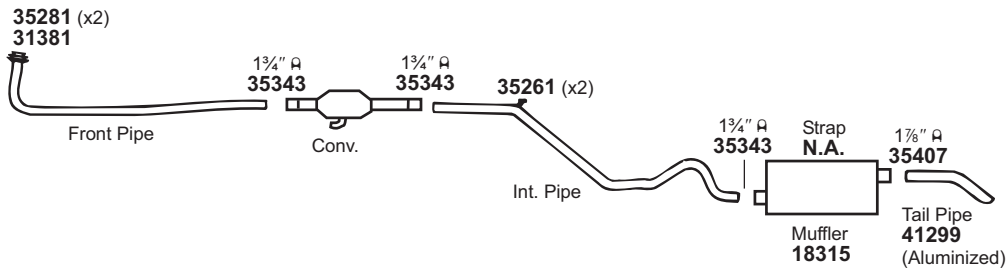
# PONTIAC J2000-Sunbird

(11934) 1984-83 4 CYL. J2000, SUNBIRD STATION WAGON w/1.8L, 2.0L ENG. (EXC. LATE 1984 MODELS w/Front & Rear MUFFLER HANGERS)



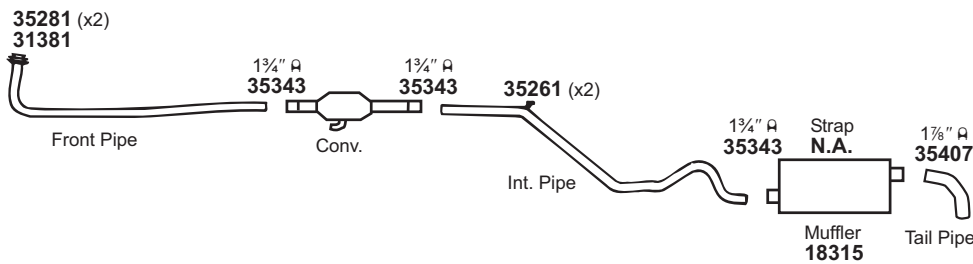
For 18315: Super Turbo 17736#

(11935) 1982 4 CYL. J2000 w/1.8L ENG. (EXC. STATION WAGON)



For 18315: Super Turbo 17736#

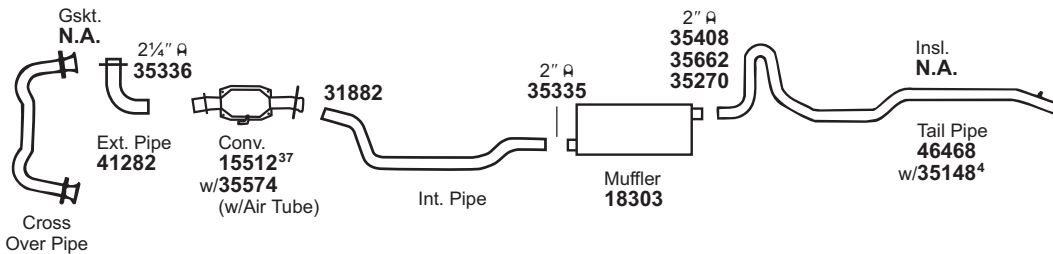
(11936) 1982 4 CYL. J2000 STATION WAGON w/1.8L ENG.



For 18315: Super Turbo 17736#

# PONTIAC Laurentian

(11937) 1981 V6 CYL. LAURENTIAN w/3.8L ENG.



For 15512: Univ. Conv. 15032#

For 18303: Tru-Fit 18105

Univ. SoundFX 17877

Super Turbo 17736#

31381 Gskt.	31882 Flng.	35148 Brkt.	35261 Insl.	35270 Hngr.	35281 Spring	35662 Brkt.											

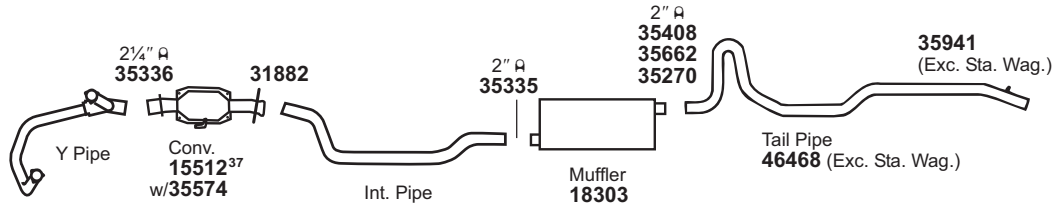
NOT LEGAL FOR SALE IN STATE OF CALIFORNIA  
IN NEW YORK STATE, CONVERTERS LISTED ARE LEGAL FOR FEDERAL/EPA EMISSION VEHICLES ONLY

676 # Modifications and/or additional parts required.  
4 Requires 35408 (2") Clamp.

37 Fits All Emissions Vehicles.

# PONTIAC Laurentian

(11938) 1981 8 CYL. LAURENTIAN w/4.3L ENG.

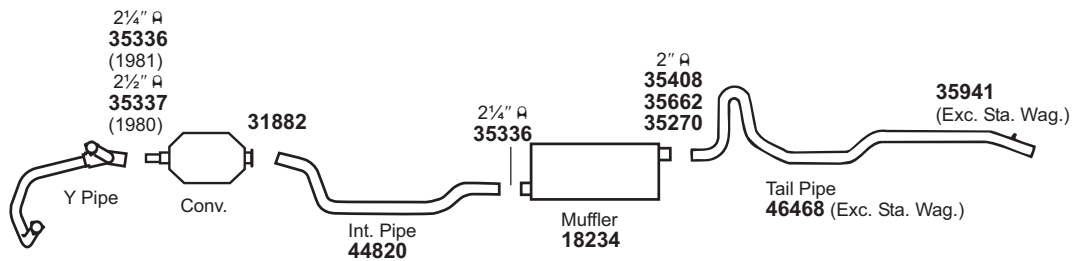


For 15512: Univ. Conv. 15032#  
For 18303: Tru-Fit 18105

Univ. SoundFX 17877

Super Turbo 17736#

(11939) 1981-80 8 CYL. LAURENTIAN w/5.0L (305 C.I.D.) ENG.

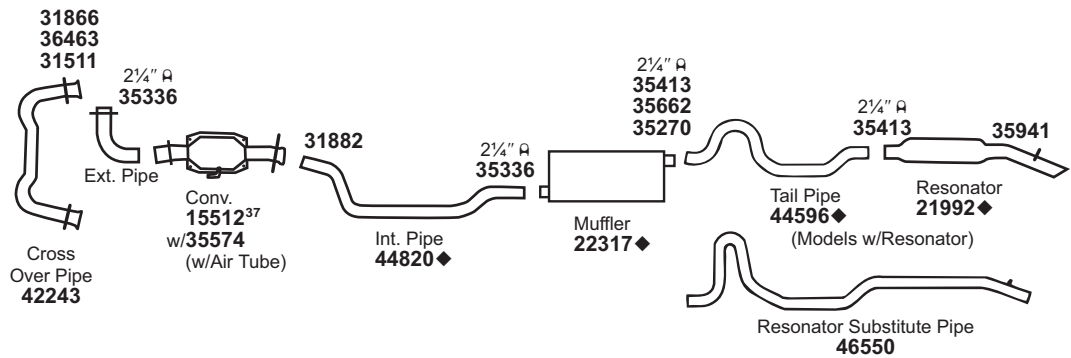


For 18234: Tru-Fit 18172

Univ. SoundFX 17846

Super Turbo 17732#

(11940) 1981 8 CYL. LAURENTIAN w/5.0L ENG. - OLDSMOBILE ENG CODE Y (EXC. STATION WAGON)



For 15512: Univ. Conv. 15032#  
For 21992: SoundFX 18352  
For 22317: SoundFX 18235  
Super Turbo 17732#

Univ. SoundFX 17852#  
Tru-Fit 18141

Glasspack 24069<sup>545</sup>  
Univ. SoundFX 17843

31511 Gskt.	31866 Fling.	31882 Fling.	35270 Hngr.	35662 Brkt.	35941 Hngr.	36463 Sprgs.								

NOT LEGAL FOR SALE IN STATE OF CALIFORNIA  
IN NEW YORK STATE, CONVERTERS LISTED ARE LEGAL FOR FEDERAL/EPA EMISSION VEHICLES ONLY

◆ If welded assembly, replace all required parts.  
# Modifications and/or additional parts required.

37 Fits All Emissions Vehicles.  
545 Requires 35003 Bracket & 41206 Spout on Outlet.

GENERAL INFORMATION

PASSENGER CAR

LIGHT TRUCK

MUFFLER SPECS.

OPTIONAL MUFFLERS

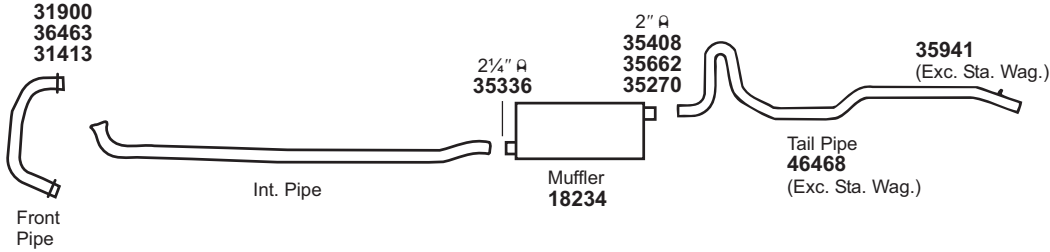
CONVERTER SPECS.

ACCESSORIES

FOOTNOTES

# PONTIAC Laurentian

(11941) 1980 8 CYL. LAURENTIAN w/5.7L (350 C.I.D.) DIESEL ENG.

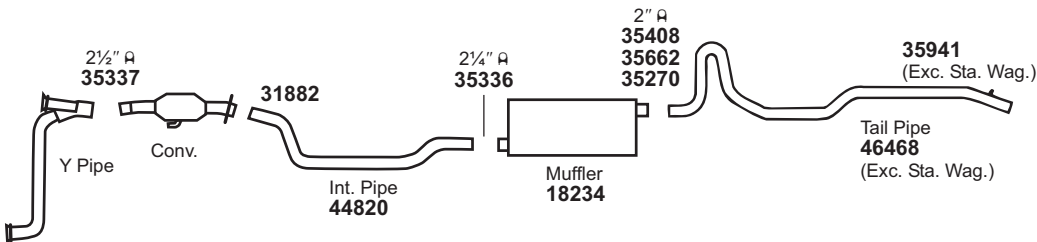


For 18234: Tru-Fit 18172

Univ. SoundFX 17846

Super Turbo 17732#

(11942) 1980 8 CYL. LAURENTIAN w/5.7L (350 C.I.D.) ENG. CODE X - BUICK ENG.

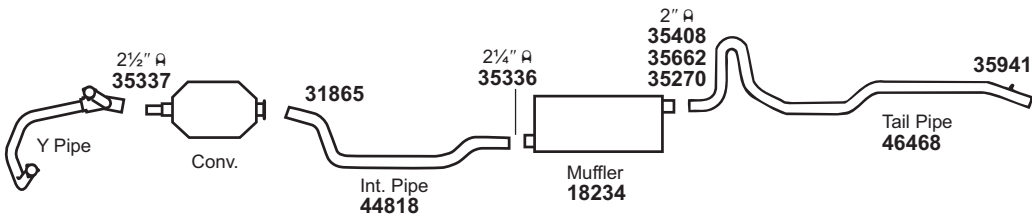


For 18234: Tru-Fit 18172

Univ. SoundFX 17846

Super Turbo 17732#

(11943) 1979-77 6 CYL. LAURENTIAN w/4.1L (250 C.I.D.) ENG.

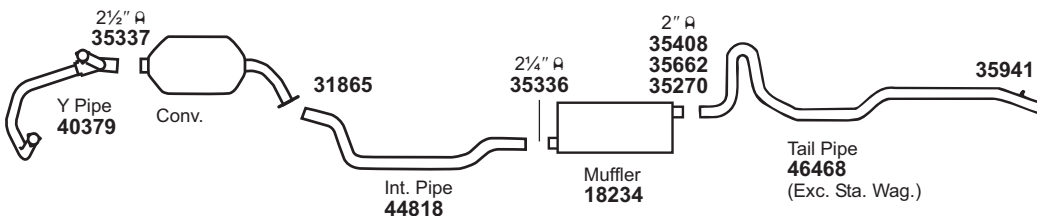


For 18234: Tru-Fit 18172

Univ. SoundFX 17846

Super Turbo 17732#

(11944) 1979-77 8 CYL. LAURENTIAN w/5.0L (305 C.I.D.) ENG.  
1979-78 8 CYL. LAURENTIAN w/5.7L (350 C.I.D.) ENG. CODE L (CHEVROLET ENG.)



For 18234: Tru-Fit 18172

Univ. SoundFX 17846

Super Turbo 17732#

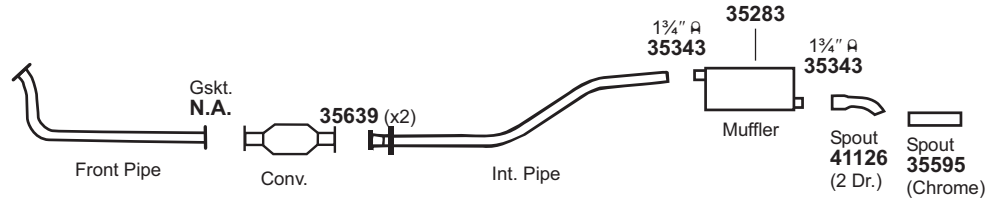
31413 Gskt.	31865 Fling.	31882 Fling.	31900 Fling.	35270 Hngr.	35662 Brkt.	35941 Hngr.	36463 Sprgs.						

NOT LEGAL FOR SALE IN STATE OF CALIFORNIA  
IN NEW YORK STATE, CONVERTERS LISTED ARE LEGAL FOR FEDERAL/EPA EMISSION VEHICLES ONLY

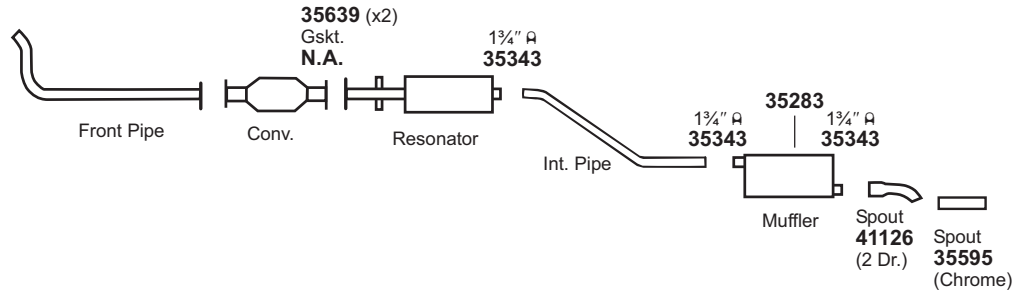


# PONTIAC LeMans

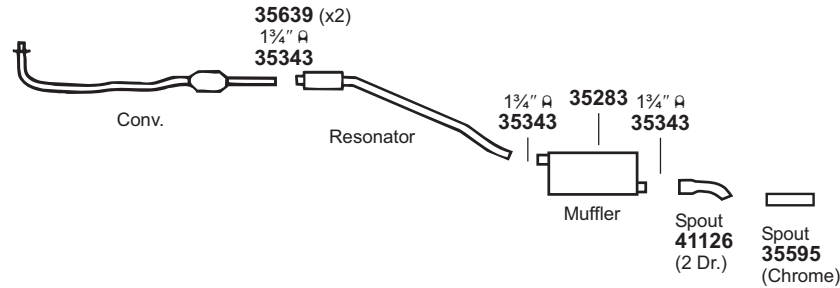
(11945) 1993-92 4 CYL. LEMANS w/1.6L ENG.



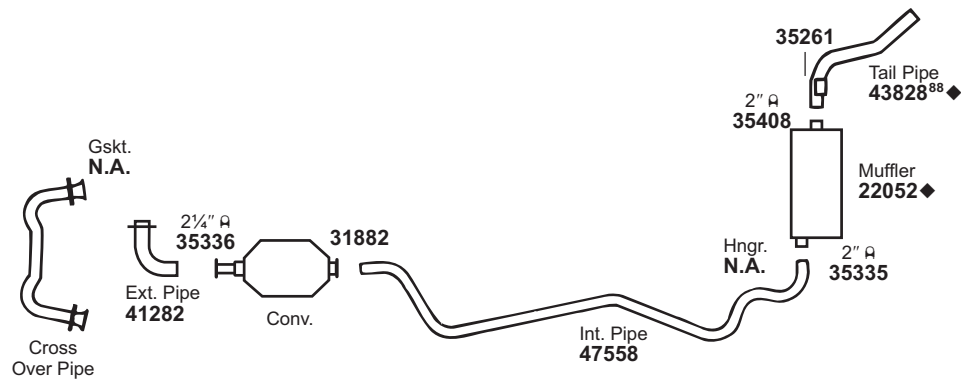
(11946) 1991-90 4 CYL. LEMANS w/1.6L, 2.0L ENG.



(11947) 1989-88 4 CYL. LEMANS w/1.6L, 2.0L ENG.



(11948) 1983-82 V6 CYL. GRAND LEMANS w/3.8L ENG.



For 22052: SoundFX 18275  
Super Turbo 17730#

Tru-Fit 18101

Univ. SoundFX 17840

31882 Flng.	35261 Insl.	35283 Insl.	35639 Insl.										

NOT LEGAL FOR SALE IN STATE OF CALIFORNIA  
IN NEW YORK STATE, CONVERTERS LISTED ARE LEGAL FOR FEDERAL/EPA EMISSION VEHICLES ONLY

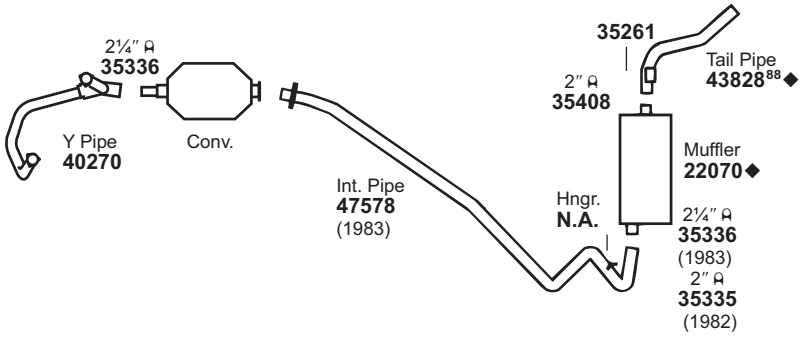
◆ If welded assembly, replace all required parts.  
# Modifications and/or additional parts required.

88 Late Design; Bracket welded on bottom of Pipe.

- GENERAL INFORMATION
- PASSENGER CAR
- LIGHT TRUCK
- MUFFLER SPECS.
- OPTIONAL MUFFLERS
- CONVERTER SPECS.
- ACCESSORIES
- FOOTNOTES

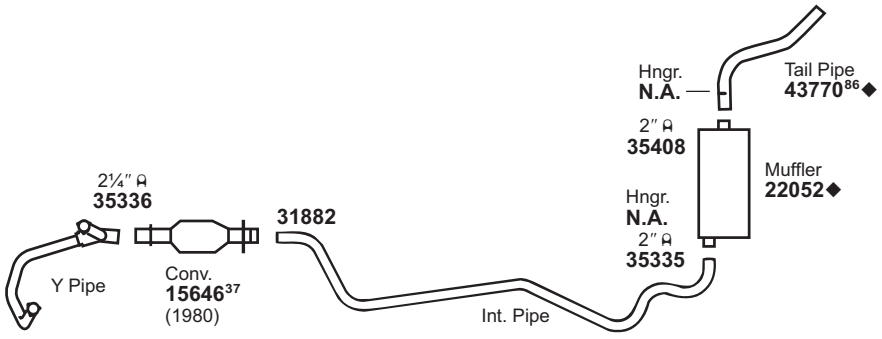
# PONTIAC LeMans

(11949)	1983	8 CYL.	GRAND LEMANS w/5.0L ENG.
	1982	8 CYL.	GRAND LEMANS w/4.4L, 5.0L ENG.





For 22070: SoundFX 18345 Super Turbo 17731#      Tru-Fit 18107 Ultra Flo SS 17282#      Univ. SoundFX 17840#

(11950)	1981-80	V6 CYL.	LEMANS, GRAND LEMANS w/3.8L (229 C.I.D.) ENG.
---------	---------	---------	---



For 15646: Univ. Conv. 15037#      Tru-Fit 18101      Univ. SoundFX 17840  
 For 22052: SoundFX 18275 Super Turbo 17730#

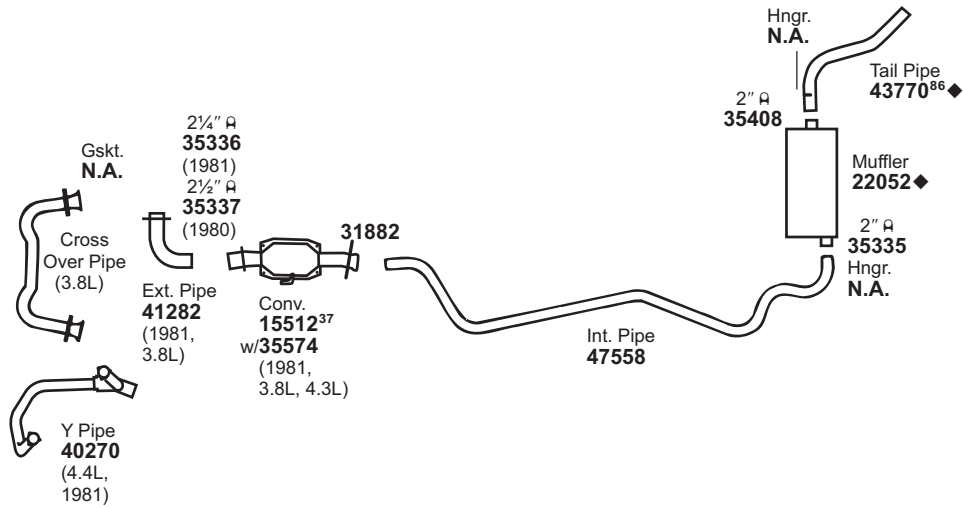
31882 Flng. 	35261 Insl. 																		
---	---	--	--	--	--	--	--	--	--	--	--	--	--	--	--	--	--	--	--

NOT LEGAL FOR SALE IN STATE OF CALIFORNIA  
 IN NEW YORK STATE, CONVERTERS LISTED ARE LEGAL FOR FEDERAL/EPA EMISSION VEHICLES ONLY

◆ If welded assembly, replace all required parts.      86 Early Design; Bracket welded on top of Pipe.  
 # Modifications and/or additional parts required.      88 Late Design; Bracket welded on bottom of Pipe.  
 680 37 Fits All Emissions Vehicles.

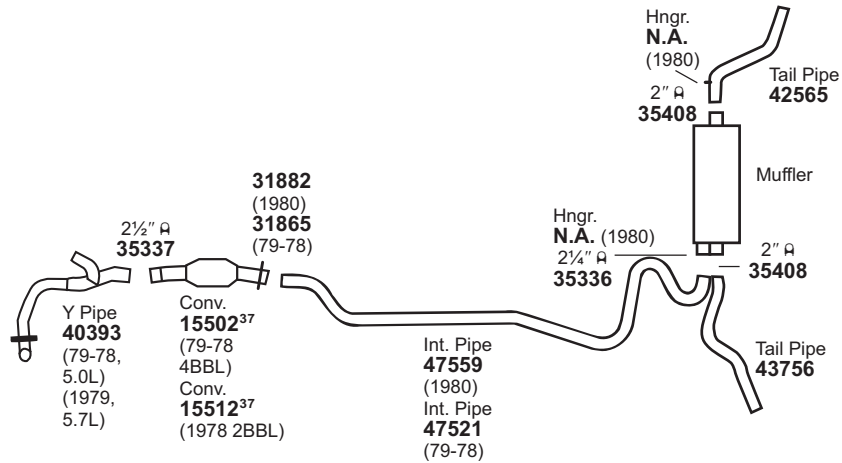
# PONTIAC LeMans

(11951) 1981-80 V6 CYL. LEMANS, GRAND LEMANS w/3.8L (231 C.I.D.) ENG.  
 1981-80 8 CYL. LEMANS w/4.3L (265 C.I.D.), 4.4L (267 C.I.D.), 4.9L (302 C.I.D.) ENG.  
 (EXC. HIGH PERFORMANCE)



For 15512: Univ. Conv. 15032#  
 For 22052: SoundFX 18275 Tru-Fit 18101 Univ. SoundFX 17840  
 Super Turbo 17730#

(11952) 1980 8 CYL. LEMANS w/4.9L (301 C.I.D.) ENG. w/HIGH PERFORMANCE  
 1979-78 8 CYL. LEMANS w/5.0L (305 C.I.D.), 5.7L (350 C.I.D.) ENG., DUAL OUTLET



For 15502: Univ. Conv. 15038#  
 For 15512: Univ. Conv. 15032#

31865 Fling. 	31882 Fling. 																		
---------------------	---------------------	--	--	--	--	--	--	--	--	--	--	--	--	--	--	--	--	--	--

NOT LEGAL FOR SALE IN STATE OF CALIFORNIA  
 IN NEW YORK STATE, CONVERTERS LISTED ARE LEGAL FOR FEDERAL/EPA EMISSION VEHICLES ONLY

◆ If welded assembly, replace all required parts.  
 # Modifications and/or additional parts required.

37 Fits All Emissions Vehicles.  
 86 Early Design; Bracket welded on top of Pipe.

GENERAL INFORMATION

PASSENGER CAR

LIGHT TRUCK

MUFFLER SPECS.

OPTIONAL MUFFLERS

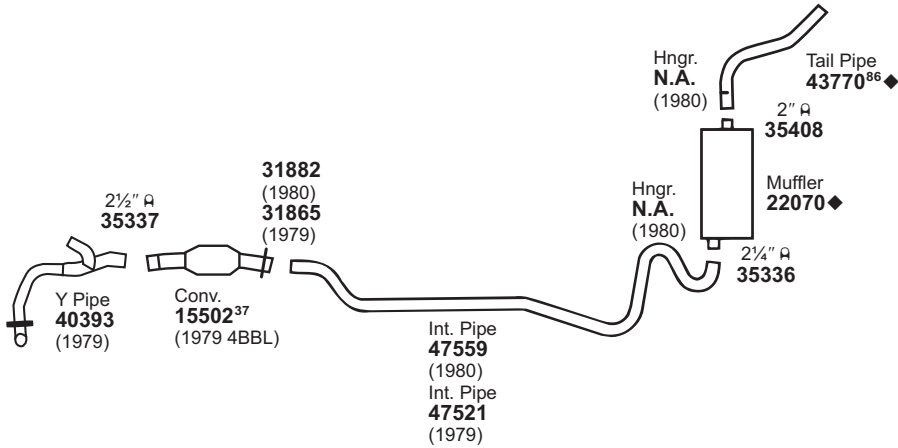
CONVERTER SPECS.

ACCESSORIES

FOOTNOTES

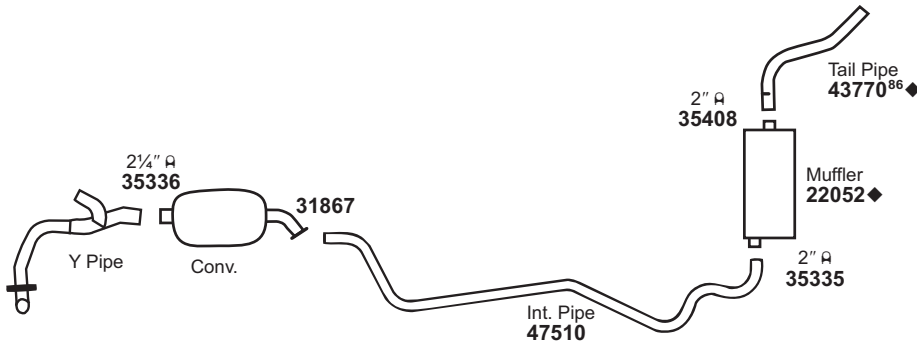
# PONTIAC LeMans

(11953) 1980-79 8 CYL. LEMANS w/5.0L (305 C.I.D.) ENG., SINGLE OUTLET






For 15502: Univ. Conv. 15038#  
 For 22070: SoundFX 18345 Tru-Fit 18107 Univ. SoundFX 17840#  
 Super Turbo 17731# Ultra Flo SS 17282#

(11954) 1979-78 V6 CYL. LEMANS, GRAND LEMANS w/3.3L (200 C.I.D.) ENG.  
 1979 8 CYL. LEMANS, GRAND LEMANS w/4.4L (267 C.I.D.) ENG.



For 22052: SoundFX 18275 Tru-Fit 18101 Univ. SoundFX 17840  
 Super Turbo 17730#

31865 Fling. 	31867 Fling. 	31882 Fling. 																		
--	--	--	--	--	--	--	--	--	--	--	--	--	--	--	--	--	--	--	--	--

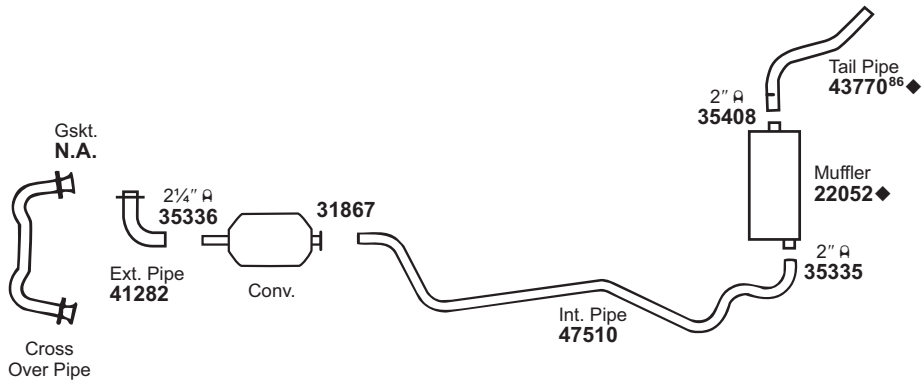
NOT LEGAL FOR SALE IN STATE OF CALIFORNIA  
 IN NEW YORK STATE, CONVERTERS LISTED ARE LEGAL FOR FEDERAL/EPA EMISSION VEHICLES ONLY

682 ♦ If welded assembly, replace all required parts.  
 # Modifications and/or additional parts required.

37 Fits All Emissions Vehicles.  
 86 Early Design; Bracket welded on top of Pipe.

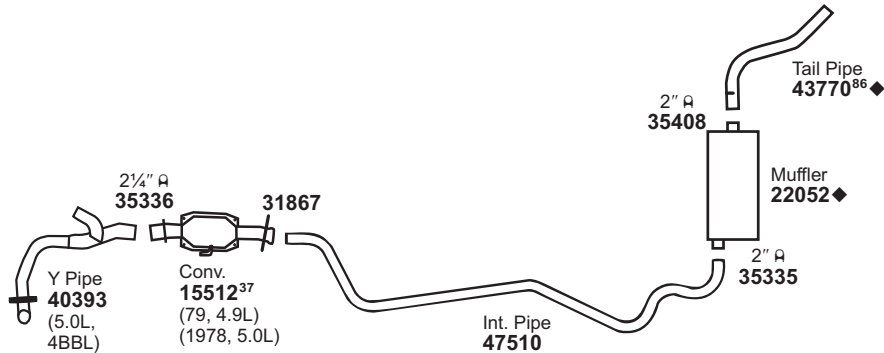
# PONTIAC LeMans

(11955) 1979 V6 CYL. LEMANS, GRAND LEMANS w/3.8L (231 C.I.D.) ENG.



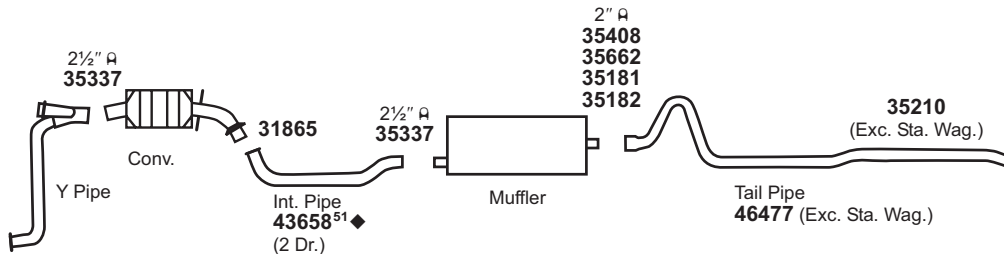
For 22052: SoundFX 18275 Tru-Fit 18101 Univ. SoundFX 17840  
 Super Turbo 17730#

(11956) 1979 8 CYL. LEMANS, GRAND LEMANS w/4.9L (301 C.I.D.) ENG.  
 1978 8 CYL. LEMANS, GRAND LEMANS w/5.0L (305 C.I.D.) ENG., 2BBL



For 15512: Univ. Conv. 15032# Tru-Fit 18101 Univ. SoundFX 17840  
 For 22052: SoundFX 18275 Super Turbo 17730#

(11957) 1977 V6-8 CYL. LEMANS, GRAND LEMANS, SPORT COUPE w/3.8L (231 C.I.D.), 4.9L (301 C.I.D.) ENG.



31865 Fling. 	31867 Fling. 	35181 Brkt. 	35182 Brkt. 	35210 Hngr. 	35662 Brkt. 										
---------------------	---------------------	--------------------	--------------------	--------------------	--------------------	--	--	--	--	--	--	--	--	--	--

NOT LEGAL FOR SALE IN STATE OF CALIFORNIA  
 IN NEW YORK STATE, CONVERTERS LISTED ARE LEGAL FOR FEDERAL/EPA EMISSION VEHICLES ONLY

◆ If welded assembly, replace all required parts.  
 # Modifications and/or additional parts required.  
 37 Fits All Emissions Vehicles.

51 Both parts required.  
 86 Early Design; Bracket welded on top of Pipe.

GENERAL INFORMATION

PASSENGER CAR

LIGHT TRUCK

MUFFLER SPECS.

OPTIONAL MUFFLERS

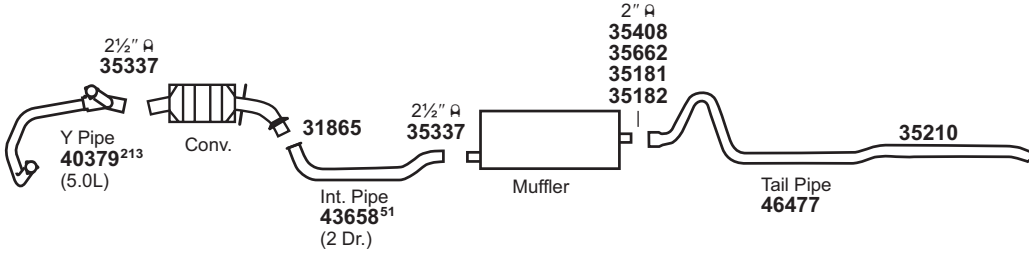
CONVERTER SPECS.

ACCESSORIES

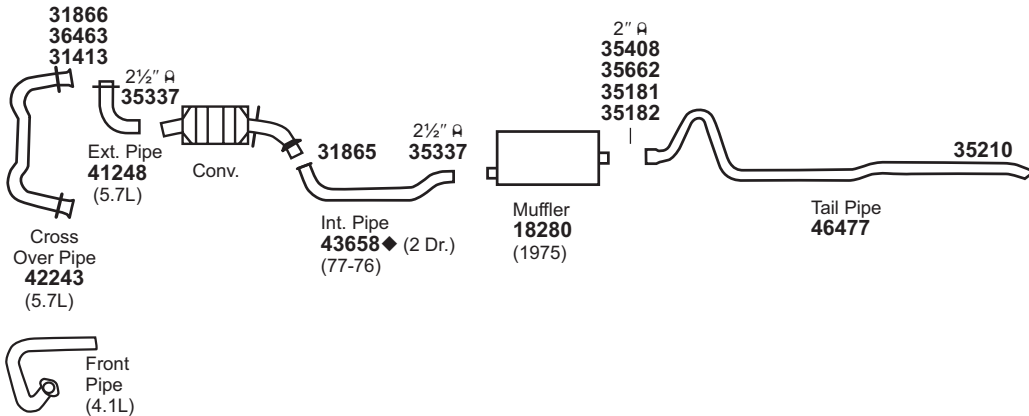
FOOTNOTES

# PONTIAC LeMans

(11958) 1977-76 8 CYL. LEMANS, GRAND LEMANS w/5.0L (305 C.I.D.), 5.7L (350 C.I.D.), CHEVROLET ENG. CODE L

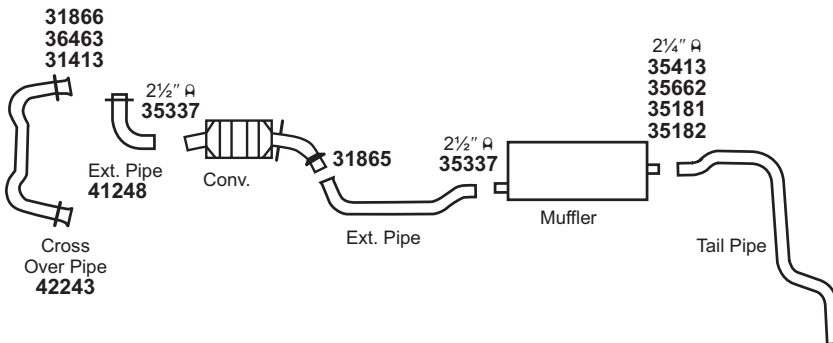


(11959) 1977 8 CYL. LEMANS, GRAND LEMANS, SPORT COUPE w/5.7L (350 C.I.D.) ENG. CODE R (EXC. STATION WAGON)  
1976 6 CYL. LEMANS, GRAND LEMANS, SPORT COUPE w/4.1L (250 C.I.D.) ENG.  
1975 6 CYL. LEMANS, GRAND LEMANS w/4.1L (250 C.I.D.) ENG. (EXC. w/2 1/4" MUFFLER INLET)



For 18280: Tru-Fit 18111      Univ. SoundFX 17800      Super Turbo 17747#

(11960) 1977 8 CYL. LEMANS SAFARI, GRAND LEMANS SAFARI STATION WAGON w/5.7L ENG.



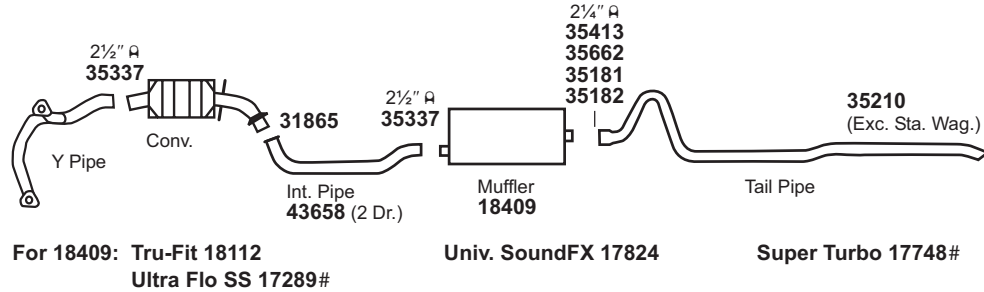
31413 Gskt.	31865 Fing.	31866 Fing.	35181 Brkt.	35182 Brkt.	35210 Hngr.	35662 Brkt.	36463 Sprgs.								

NOT LEGAL FOR SALE IN STATE OF CALIFORNIA  
IN NEW YORK STATE, CONVERTERS LISTED ARE LEGAL FOR FEDERAL/EPA EMISSION VEHICLES ONLY

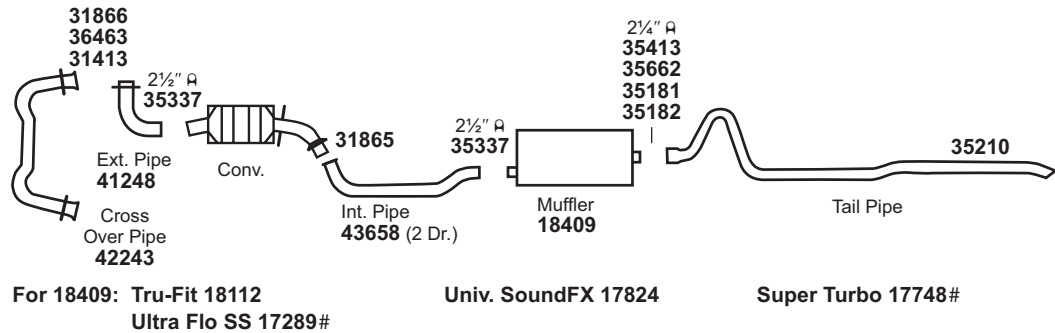
684 ♦ If welded assembly, replace all required parts.      51 Both parts required.  
# Modifications and/or additional parts required.      213 For Models w/gasket, use 31400 Gasket w/O.E. manifold Bushing.

# PONTIAC LeMans

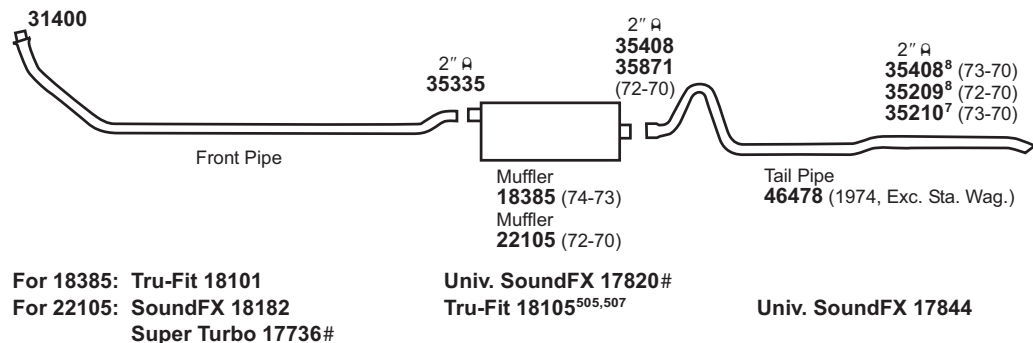
(11961)	1977	8 CYL.	U.S. LEMANS, GRAND LEMANS, SPORT COUPE w/6.6L (400 C.I.D.) ENG.
	1976-75	8 CYL.	U.S. LEMANS, GRAND LEMANS w/6.6L (400 C.I.D.), 7.5L (455 C.I.D.) ENG.
	1976-75	8 CYL.	U.S. LEMANS, GRAND LEMANS, SPORT COUPE w/5.7L (350 C.I.D.) ENG. (EXC. LATE 1976 MODELS w/2" TAIL PIPE)
	1977-75	8 CYL.	CANADA LEMANS, GRAND LEMANS w/5.7L (350 C.I.D.), 6.6L (400 C.I.D.), 7.5L (455 C.I.D.) PONTIAC ENG. CODE P, Z, W



(11962)	1977	8 CYL.	LEMANS, GRAND LEMANS, SPORT COUPE w/6.6L (403 C.I.D.) ENG. (EXC. STATION WAGON)
---------	------	--------	---



(11963)	1974-73	6 CYL.	LEMANS w/4.1L (250 C.I.D.) ENG.
	1972-70	6 CYL.	LEMANS



31400 Gskt.	31413 Gskt.	31865 Fling.	31866 Fling.	35181 Brkt.	35182 Brkt.	35209 Hngr.	35210 Hngr.	35662 Brkt.	35871 Hngr.	36463 Sprgs.			

NOT LEGAL FOR SALE IN STATE OF CALIFORNIA  
IN NEW YORK STATE, CONVERTERS LISTED ARE LEGAL FOR FEDERAL/EPA EMISSION VEHICLES ONLY

# Modifications and/or additional parts required.  
7 Exc. Station Wagon.  
8 Station Wagon only.

505 Requires 35567 Shield & (2) 35564 Straps.  
507 Requires 35568 Bracket & (1) Extra 35408 (2") Clamp.

GENERAL INFORMATION

PASSENGER CAR

LIGHT TRUCK

MUFFLER SPECS.

OPTIONAL MUFFLERS

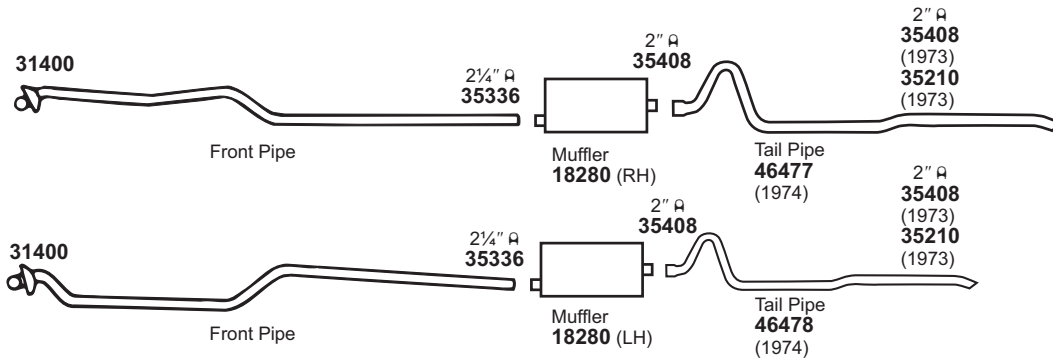
CONVERTER SPECS.

ACCESSORIES

FOOTNOTES

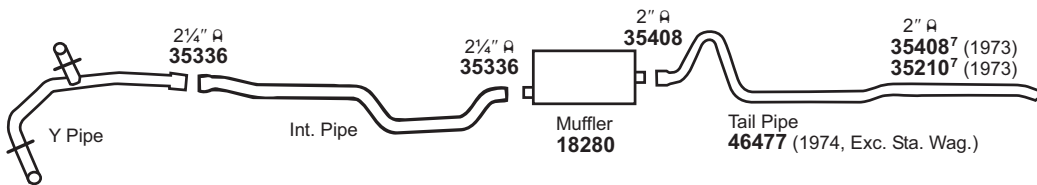
# PONTIAC LeMans

(11964) 1974-73 8 CYL. LEMANS w/5.7L (350 C.I.D.) CHEVROLET ENG. DUAL EXHAUST



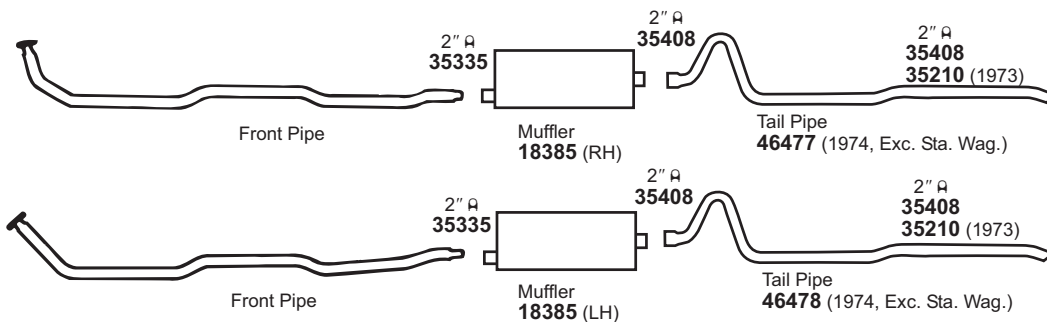
For 18280: Tru-Fit 18111      Univ. SoundFX 17800      Super Turbo 17747#

(11965) 1974-73 8 CYL. LEMANS w/5.7L (350 C.I.D.), 6.6L (400 C.I.D.) ENG., SINGLE EXHAUST



For 18280: Tru-Fit 18111      Univ. SoundFX 17800      Super Turbo 17747#

(11966) 1974-73 8 CYL. LEMANS w/5.7L (350 C.I.D.), 6.6L (400 C.I.D.), 7.5L (455 C.I.D.) PONTIAC ENG. (EXC. 7.5L SD ENG.), DUAL EXHAUST



For 18385: Tru-Fit 18101      Univ. SoundFX 17820#

## PONTIAC Montana (See Truck Section)

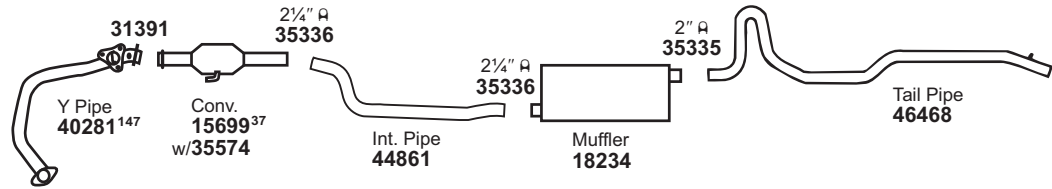
31400 Gskt.	35210 Hngr.												

NOT LEGAL FOR SALE IN STATE OF CALIFORNIA  
IN NEW YORK STATE, CONVERTERS LISTED ARE LEGAL FOR FEDERAL/EPA EMISSION VEHICLES ONLY



# PONTIAC Parisienne

(11967) 1986-85 V6 CYL. PARISIENNE w/4.3L ENG. CODE Z

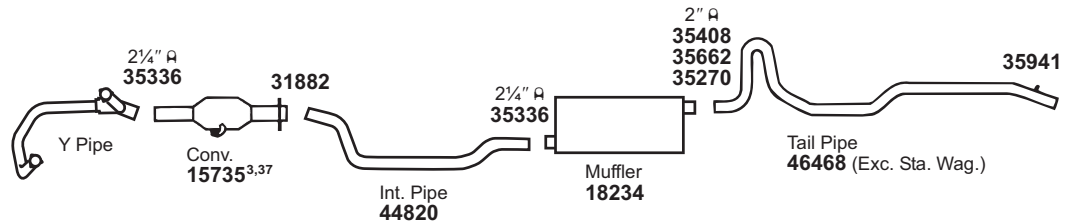


For 15699: Univ. Conv. 15032#  
 For 18234: Tru-Fit 18172

Univ. SoundFX 17846

Super Turbo 17732#

(11968) 1986-85 8 CYL. PARISIENNE w/5.0L ENG. CODE H (EXC. 2 1/2" MUFFLER INLET)

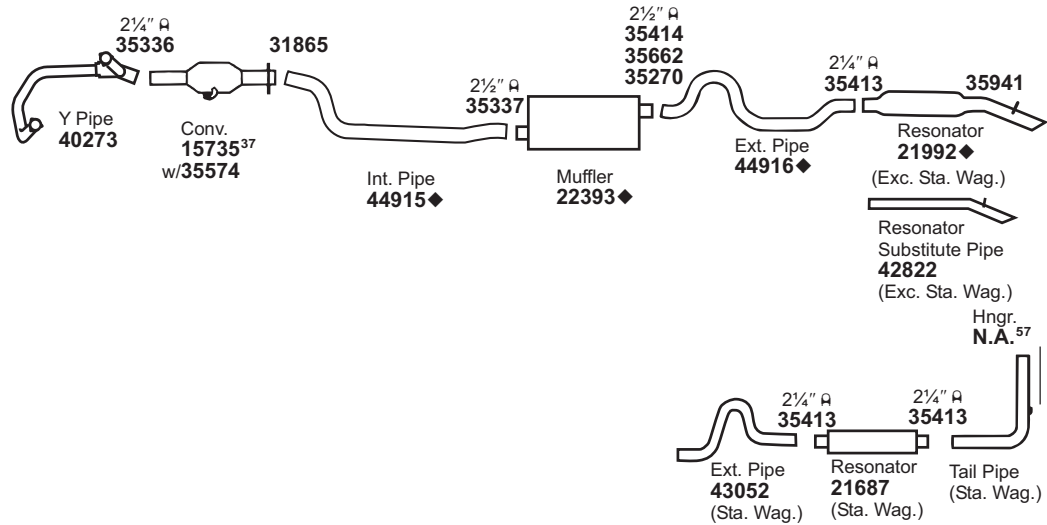


For 15735: Univ. Conv. 15032#  
 For 18234: Tru-Fit 18172

Univ. SoundFX 17846

Super Turbo 17732#

(11969) 1986-85 8 CYL. PARISIENNE w/5.0L ENG. CODE H w/2 1/2" MUFFLER INLET



For 15735: Univ. Conv. 15032#  
 For 21687: Univ. SoundFX 17812#  
 For 21992: SoundFX 18352  
 For 22393: SoundFX 18339  
 Super Turbo 17734#

Univ. SoundFX 17852#  
 Tru-Fit 18175  
 Ultra Flo SS 17258<sup>576</sup>

Glasspack 24069<sup>545</sup>  
 Univ. SoundFX 17843#

31391 Gskt.	31865 Flng.	31882 Flng.	35270 Hngr.	35662 Brkt.	35941 Hngr.								

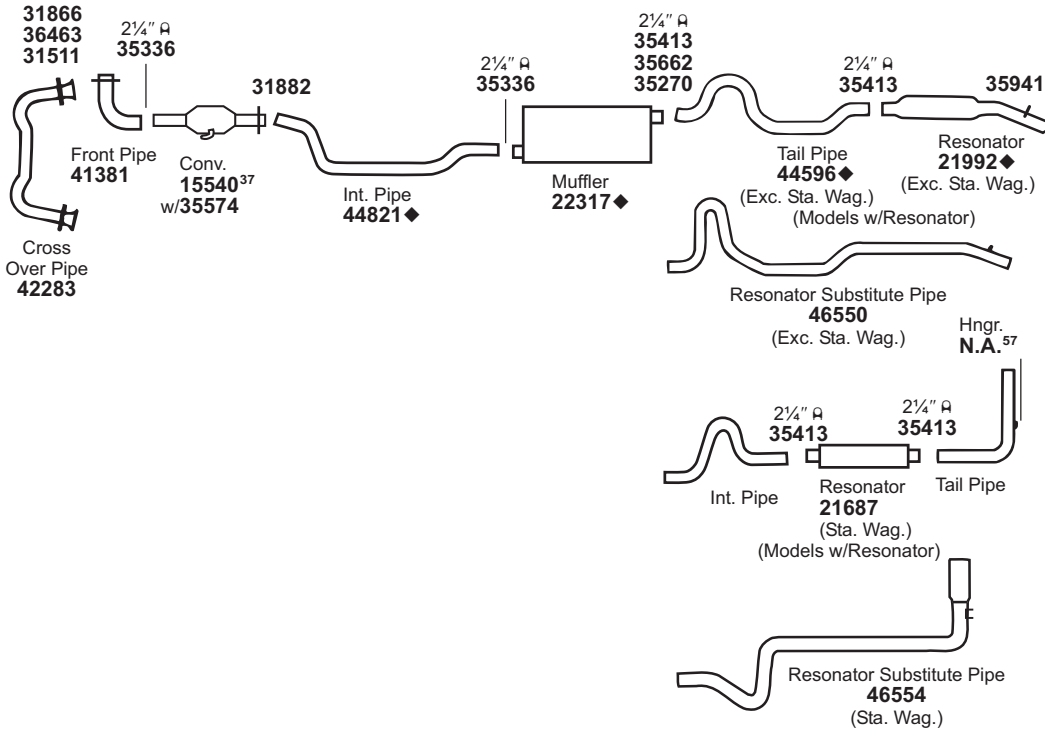
**NOT LEGAL FOR SALE IN STATE OF CALIFORNIA  
 IN NEW YORK STATE, CONVERTERS LISTED ARE LEGAL FOR FEDERAL/EPA EMISSION VEHICLES ONLY**

◆ If welded assembly, replace all required parts.  
 # Modifications and/or additional parts required.  
 3 May require 35574 Air Tube Kit for installation.  
 37 Fits All Emissions Vehicles.  
 57 Also available 35210 Universal Hanger.

147 If sensor installation required, drill 1/2" hole in Pipe at tap.  
 545 Requires 35003 Bracket & 41206 Spout on Outlet.  
 576 For installation instructions and additional parts required, see the Cross Reference Chart in the Master Catalog.

# PONTIAC Parisienne

(11970) 1986 8 CYL. PARISIENNE w/5.0L ENG. CODE Y

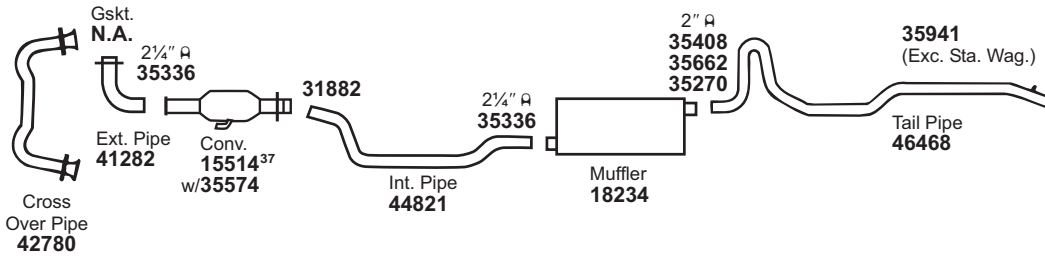


For 15540: Univ. Conv. 15032#  
For 21687: Univ. SoundFX 17812#  
For 21992: SoundFX 18352  
For 22317: SoundFX 18235  
Super Turbo 17732#

Univ. SoundFX 17852#  
Tru-Fit 18141

Glasspack 24069<sup>545</sup>  
Univ. SoundFX 17843

(11971) 1985-84 V6 CYL. PARISIENNE w/3.8L ENG.



For 15514: Univ. Conv. 15032#  
For 18234: Tru-Fit 18172

Univ. SoundFX 17846

Super Turbo 17732#

31511 Gskt. 	31866 Fling. 	31882 Fling. 	35270 Hngr. 	35662 Brkt. 	35941 Hngr. 	36463 Sprgs. 													
--------------------	---------------------	---------------------	--------------------	--------------------	--------------------	---------------------	--	--	--	--	--	--	--	--	--	--	--	--	--

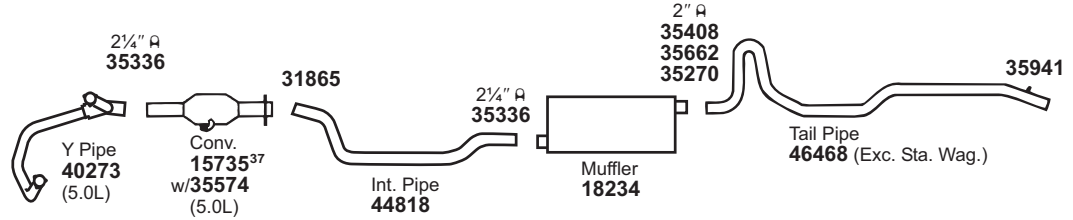
NOT LEGAL FOR SALE IN STATE OF CALIFORNIA  
IN NEW YORK STATE, CONVERTERS LISTED ARE LEGAL FOR FEDERAL/EPA EMISSION VEHICLES ONLY

◆ If welded assembly, replace all required parts.  
# Modifications and/or additional parts required.

<sup>57</sup> Also available 35210 Universal Hanger.  
<sup>545</sup> Requires 35003 Bracket & 41206 Spout on Outlet.

# PONTIAC Parisienne

(11972) 1984-83 8 CYL. PARISienne w/5.0L ENG.  
1983 V6 CYL. PARISienne w/3.8L ENG.

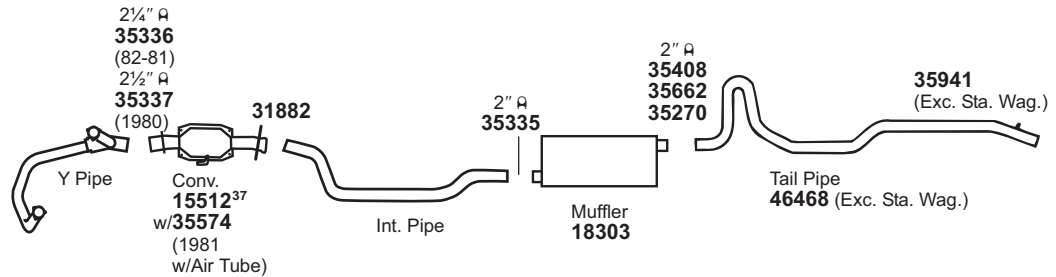


For 15735: Univ. Conv. 15032#  
For 18234: Tru-Fit 18172 Univ. SoundFX 17846 Super Turbo 17732#

GENERAL INFORMATION

PASSENGER CAR

(11973) 1982-80 8 CYL. PARISienne w/4.3L, 4.4L ENG.

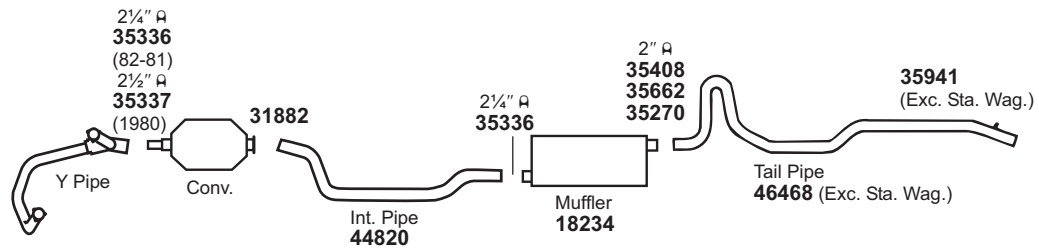


For 15512: Univ. Conv. 15032#  
For 18303: Tru-Fit 18105 Univ. SoundFX 17877 Super Turbo 17736#

LIGHT TRUCK

MUFFLER SPECS.

(11974) 1982-80 8 CYL. PARISienne w/5.0L (305 C.I.D.) ENG.

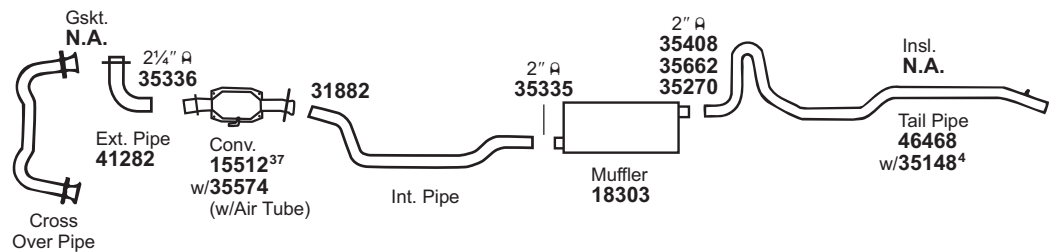


For 18234: Tru-Fit 18172 Univ. SoundFX 17846 Super Turbo 17732#

OPTIONAL MUFFLERS

CONVERTER SPECS.

(11975) 1981 V6 CYL. PARISienne w/3.8L (231 C.I.D.) ENG.



For 15512: Univ. Conv. 15032#  
For 18303: Tru-Fit 18105 Univ. SoundFX 17877 Super Turbo 17736#

ACCESSORIES

FOOTNOTES

31865 Flng. 	31882 Flng. 	35148 Brkt. 	35270 Hngr. 	35662 Brkt. 	35941 Hngr. 								
--------------------	--------------------	--------------------	--------------------	--------------------	--------------------	--	--	--	--	--	--	--	--

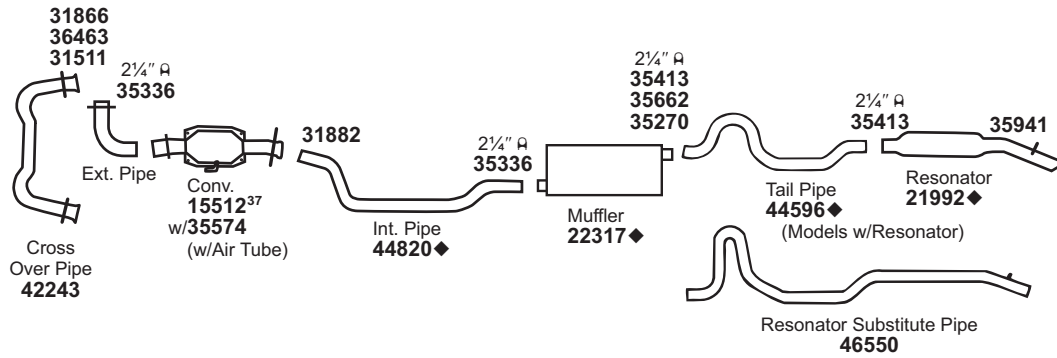
NOT LEGAL FOR SALE IN STATE OF CALIFORNIA  
IN NEW YORK STATE, CONVERTERS LISTED ARE LEGAL FOR FEDERAL/EPA EMISSION VEHICLES ONLY

# Modifications and/or additional parts required.  
4 Requires 35408 (2") Clamp.

37 Fits All Emissions Vehicles.

# PONTIAC Parisienne

(11976) 1981 8 CYL. PARISIENNE w/5.0L (307 C.I.D.) ENG. (EXC. STATION WAGON)

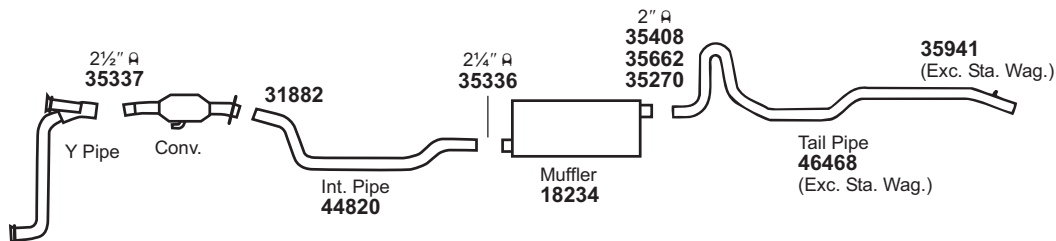


For 15512: Univ. Conv. 15032#  
 For 21992: SoundFX 18352  
 For 22317: SoundFX 18235  
 Super Turbo 17732#

Univ. SoundFX 17852#  
 Tru-Fit 18141

Glasspack 24069<sup>545</sup>  
 Univ. SoundFX 17843

(11977) 1980 8 CYL. PARISIENNE w/5.7L (350 C.I.D.) ENG. CODE X - BUICK ENG.

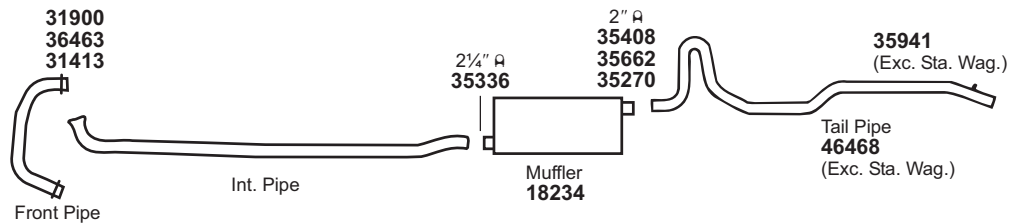


For 18234: Tru-Fit 18172

Univ. SoundFX 17846

Super Turbo 17732#

(11978) 1980 8 CYL. PARISIENNE w/5.7L (350 C.I.D.) DIESEL ENG.

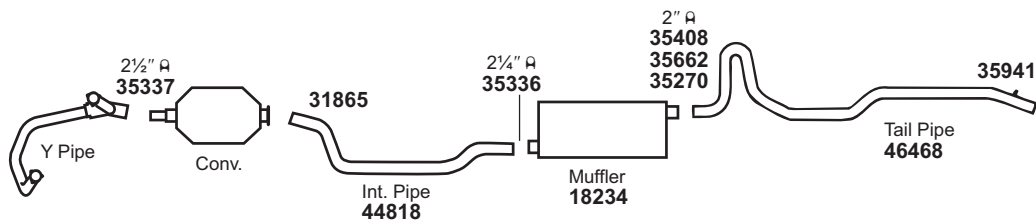


For 18234: Tru-Fit 18172

Univ. SoundFX 17846

Super Turbo 17732#

(11979) 1979-77 6 CYL. PARISIENNE w/4.1L (250 C.I.D.) ENG.



For 18234: Tru-Fit 18172

Univ. SoundFX 17846

Super Turbo 17732#

31413 Gskt.	31511 Gskt.	31865 Fling.	31866 Fling.	31882 Fling.	31900 Fling.	35270 Hngr.	35662 Brkt.	35941 Hngr.	36463 Sprgs.					

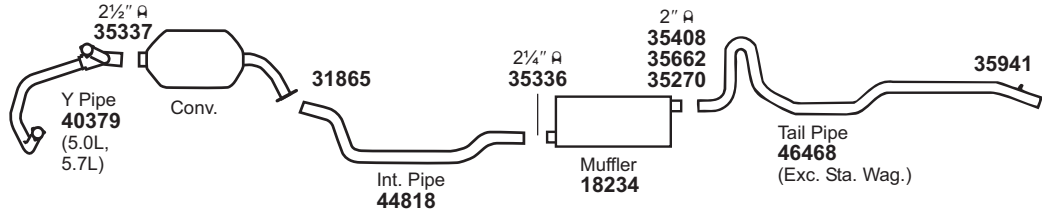
NOT LEGAL FOR SALE IN STATE OF CALIFORNIA  
 IN NEW YORK STATE, CONVERTERS LISTED ARE LEGAL FOR FEDERAL/EPA EMISSION VEHICLES ONLY

690 ♦ If welded assembly, replace all required parts.  
 # Modifications and/or additional parts required.

37 Fits All Emissions Vehicles.  
 545 Requires 35003 Bracket & 41206 Spout on Outlet.

# PONTIAC Parisienne

(11980) 1979-77 8 CYL. PARISIENNE w/5.0L (305 C.I.D.) ENG.  
 1979-78 8 CYL. PARISIENNE w/5.7L (350 C.I.D.) ENG. CODE L (CHEVROLET ENG.)



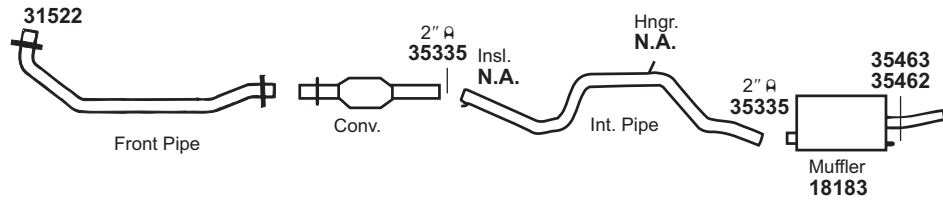
For 18234: Tru-Fit 18172 Univ. SoundFX 17846 Super Turbo 17732#

GENERAL INFORMATION

PASSENGER CAR

# PONTIAC Phoenix

(11981) 1984-82 4 CYL. PHOENIX w/2.5L ENG.

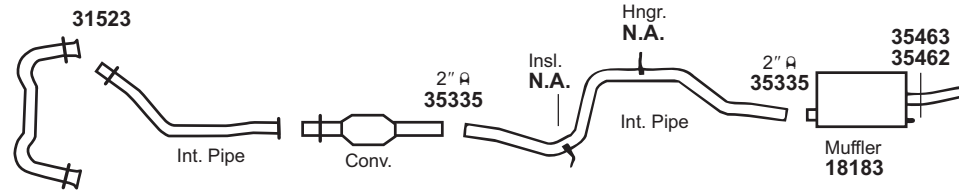


For 18183: Tru-Fit 18125<sup>520</sup> Univ. SoundFX 17860# Super Turbo 17730#

LIGHT TRUCK

MUFFLER SPECS.

(11982) 1984-82 V6 CYL. PHOENIX w/2.8L ENG. CODE X

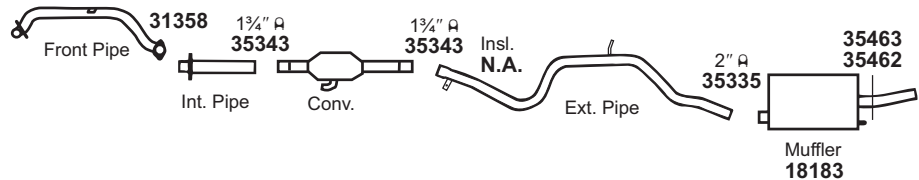


For 18183: Tru-Fit 18125<sup>520</sup> Univ. SoundFX 17860# Super Turbo 17730#

OPTIONAL MUFFLERS

CONVERTER SPECS.

(11983) 1981 V6 CYL. PHOENIX w/2.8L ENG.



For 18183: Tru-Fit 18125<sup>520</sup> Univ. SoundFX 17860# Super Turbo 17730#

ACCESSORIES

FOOTNOTES

31358 Gskt.	31522 Gskt.	31523 Gskt.	31865 Fling.	35270 Hngr.	35462 Insl.	35463 Brkt.	35662 Brkt.	35941 Hngr.						

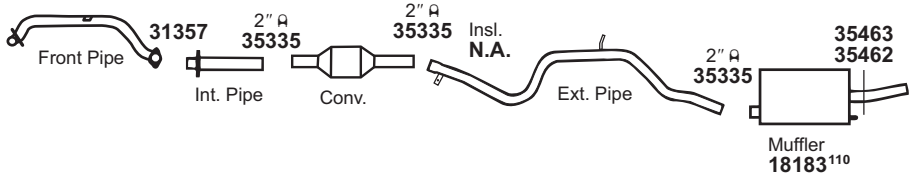
NOT LEGAL FOR SALE IN STATE OF CALIFORNIA  
 IN NEW YORK STATE, CONVERTERS LISTED ARE LEGAL FOR FEDERAL/EPA EMISSION VEHICLES ONLY

# Modifications and/or additional parts required.

520 Requires 41736 Spout & (1) Extra 35408 (2") Clamp.

# PONTIAC Phoenix

(11984) 1980 V6 CYL. PHOENIX w/2.8L (173 C.I.D.) ENG.

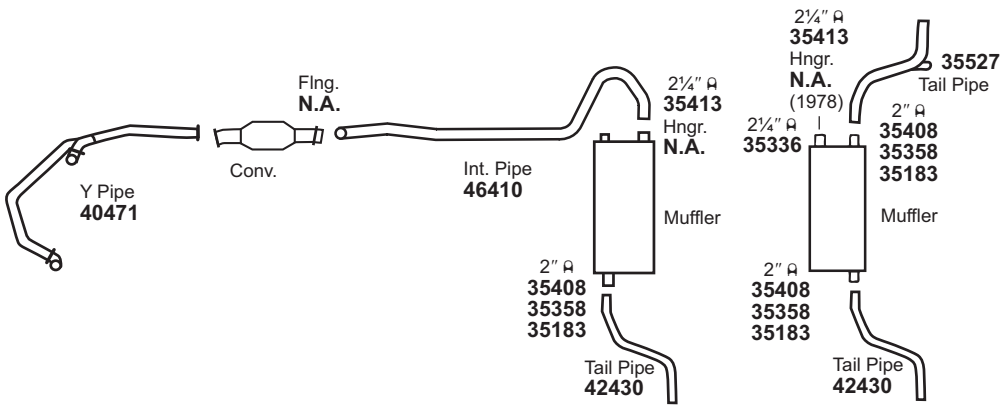


For 18183: Tru-Fit 18125<sup>520</sup>

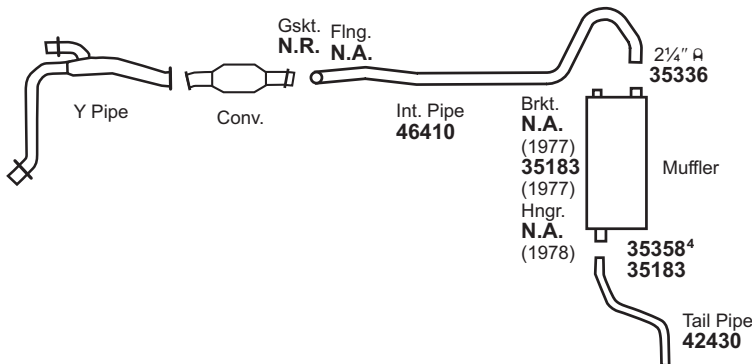
Univ. SoundFX 17860#

Super Turbo 17730#

(11985) 1979 8 CYL. PHOENIX w/5.0L (305 C.I.D.) ENG., SINGLE OUTLET  
 1979-77 8 CYL. PHOENIX w/5.0L (305 C.I.D.), 5.7L (350 C.I.D.) ENG. CODE L, DUAL OUTLET



(11986) 1978-77 V6 CYL. PHOENIX w/3.8L (231 C.I.D.) ENG.



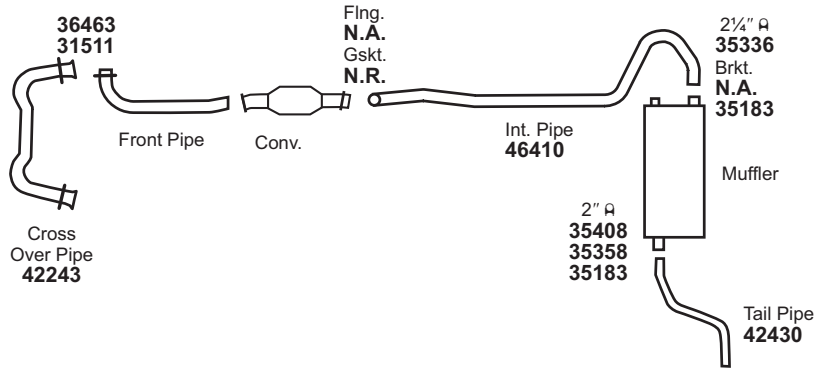
31357 Gskt.	35183 Insl.	35358 Brkt.	35462 Insl.	35463 Brkt.	35527 Hngr.												

NOT LEGAL FOR SALE IN STATE OF CALIFORNIA  
 IN NEW YORK STATE, CONVERTERS LISTED ARE LEGAL FOR FEDERAL/EPA EMISSION VEHICLES ONLY

692 # Modifications and/or additional parts required. 110 Must be installed backwards.  
 4 Requires 35408 (2") Clamp. 520 Requires 41736 Spout & (1) Extra 35408 (2") Clamp.

# PONTIAC Phoenix

(11987) 1977 8 CYL. PHOENIX w/5.7L (350 C.I.D.) ENG. CODE R



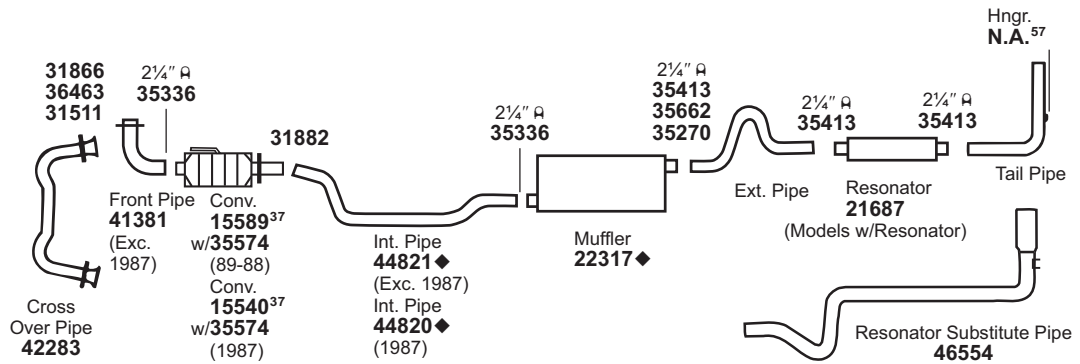
GENERAL INFORMATION

PASSENGER CAR

LIGHT TRUCK

# PONTIAC Safari

(11988) 1989-87 8 CYL. SAFARI STATION WAGON w/5.0L ENG.



For 15540: Univ. Conv. 15032#  
 For 15589: Univ. Conv. 15041#  
 For 21687: Univ. SoundFX 17812#  
 For 22317: SoundFX 18235  
 Super Turbo 17732#

Tru-Fit 18141

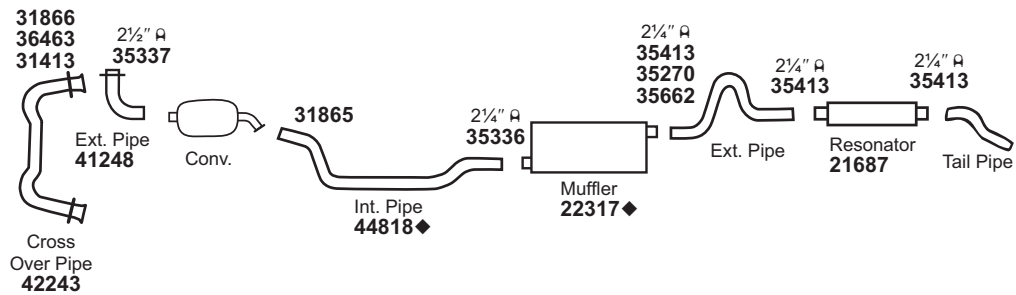
Univ. SoundFX 17843

MUFFLER SPECS.

OPTIONAL MUFFLERS

CONVERTER SPECS.

(11989) 1978-77 8 CYL. SAFARI, GRAND SAFARI STA. WAG. w/6.6L (403 C.I.D.) ENG.



For 21687: Univ. SoundFX 17812#  
 For 22317: SoundFX 18235  
 Super Turbo 17732#

Tru-Fit 18141

Univ. SoundFX 17843

ACCESSORIES

FOOTNOTES

31413 Gskt.	31511 Gskt.	31865 Fling.	31866 Fling.	31882 Fling.	35183 Insl.	35270 Hngr.	35358 Brkt.	35662 Brkt.	36463 Sprgs.				

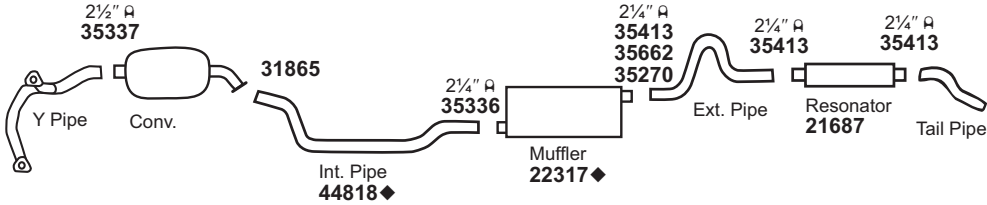
NOT LEGAL FOR SALE IN STATE OF CALIFORNIA  
 IN NEW YORK STATE, CONVERTERS LISTED ARE LEGAL FOR FEDERAL/EPA EMISSION VEHICLES ONLY

◆ If welded assembly, replace all required parts.  
 # Modifications and/or additional parts required.

37 Fits All Emissions Vehicles.  
 57 Also available 35210 Universal Hanger.

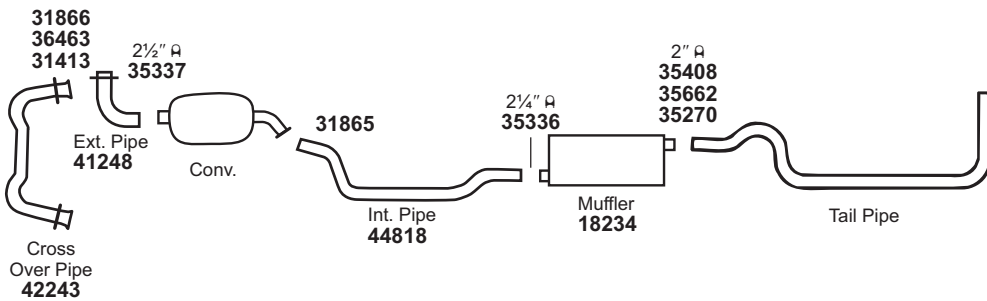
# PONTIAC Safari

(11990) 1978 8 CYL. SAFARI, GRAND SAFARI STATION WAGON w/6.6L (400 C.I.D.) ENG.  
 1977 8 CYL. GRAND SAFARI STATION WAGON w/6.6L (400 C.I.D.) ENG.



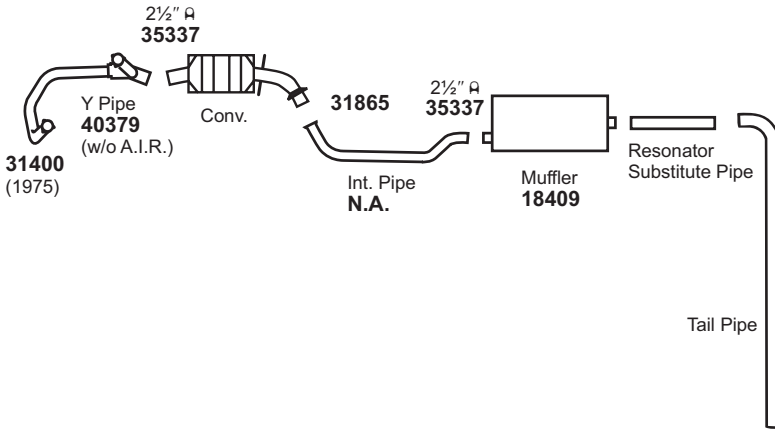
For 21687: Univ. SoundFX 17812#  
 For 22317: SoundFX 18235 Tru-Fit 18141 Univ. SoundFX 17843  
 Super Turbo 17732#

(11991) 1977 8 CYL. GRAND SAFARI STATION WAGON w/5.7L (350 C.I.D.) ENG.



For 18234: Tru-Fit 18172 Univ. SoundFX 17846 Super Turbo 17732#

(11992) 1976-75 8 CYL. GRAND SAFARI STATION WAGON w/6.6L (400 C.I.D.), 7.5L (455 C.I.D.) ENG.



For 18409: Tru-Fit 18112 Univ. SoundFX 17824 Super Turbo 17748#  
 Ultra Flo SS 17289#

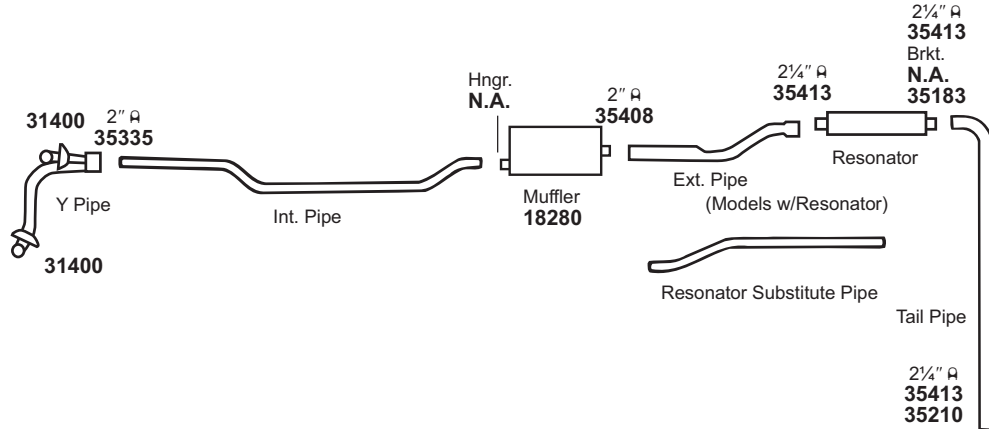
31400 Gskt.	31413 Gskt.	31865 Fling.	31866 Fling.	35270 Hngr.	35662 Brkt.	36463 Sprgs.						

NOT LEGAL FOR SALE IN STATE OF CALIFORNIA  
 IN NEW YORK STATE, CONVERTERS LISTED ARE LEGAL FOR FEDERAL/EPA EMISSION VEHICLES ONLY



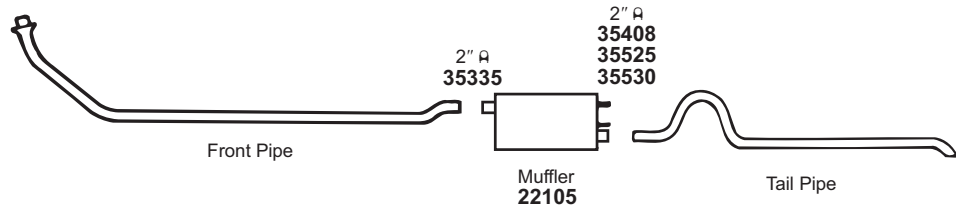
# PONTIAC Safari

(11993) 1974-73 8 CYL. GRAND SAFARI STATION WAGON w/5.7L (350 C.I.D.), 6.6L (455 C.I.D.) CHEVROLET ENG. (ORANGE BLOCK)



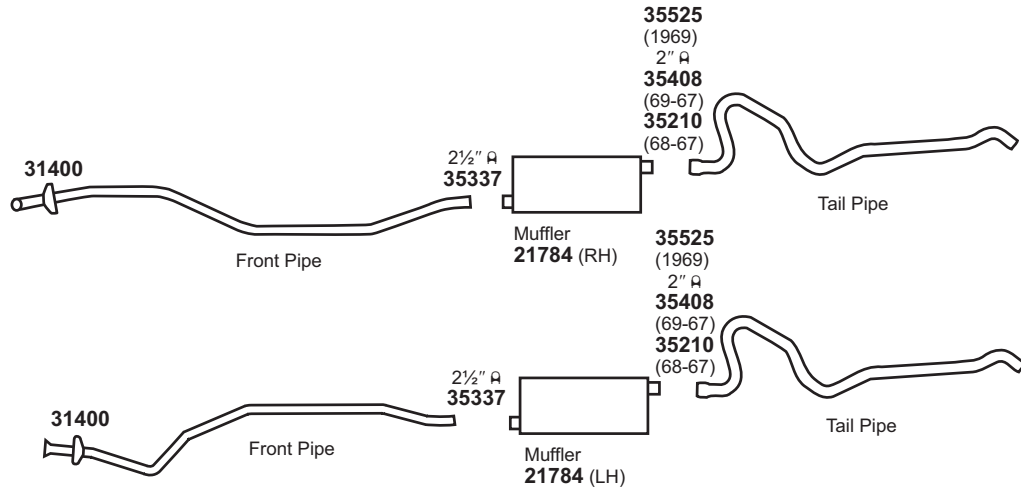
For 18280: Tru-Fit 18111 Univ. SoundFX 17800 Super Turbo 17747#

(11994) 1970 6 CYL. SAFARI (CANADIAN BUILT)



For 22105: SoundFX 18182 Tru-Fit 18105<sup>505,507</sup> Super Turbo 17736# Univ. SoundFX 17844

(11995) 1969-65 8 CYL. SAFARI (CANADIAN BUILT)



For 21784: SoundFX 18293 Tru-Fit 18120 Ultra Flo SS 17258<sup>576</sup> Super Turbo 17749# Univ. SoundFX 17831

31400 Gskt.	35183 Insl.	35210 Hngr.	35525 Hngr.	35530 Unv Hngr															

NOT LEGAL FOR SALE IN STATE OF CALIFORNIA  
IN NEW YORK STATE, CONVERTERS LISTED ARE LEGAL FOR FEDERAL/EPA EMISSION VEHICLES ONLY

# Modifications and/or additional parts required.  
505 Requires 35567 Shield & (2) 35564 Straps.  
507 Requires 35568 Bracket & (1) Extra 35408 (2") Clamp.

576 For installation instructions and additional parts required, see the Cross Reference Chart in the Master Catalog.

GENERAL INFORMATION  
PASSENGER CAR  
LIGHT TRUCK

MUFFLER SPECS.  
OPTIONAL MUFFLERS

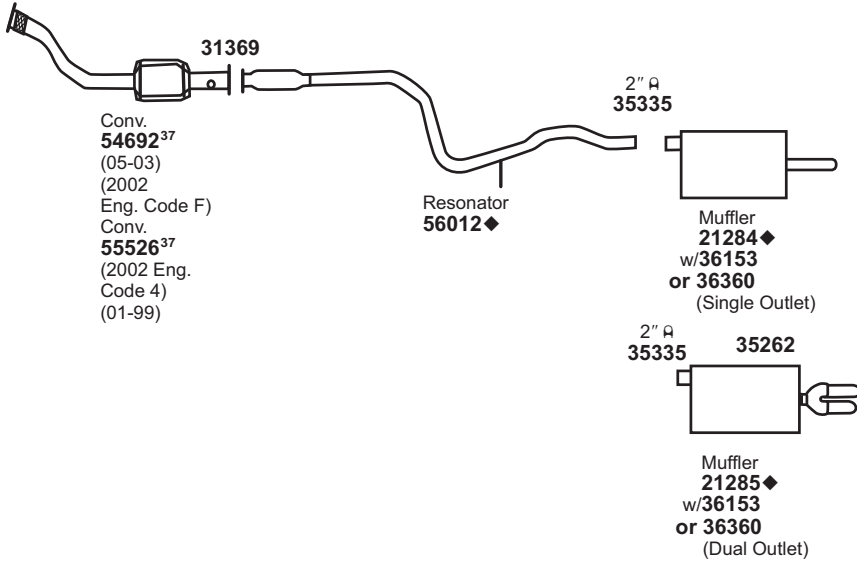
CONVERTER SPECS.  
ACCESSORIES

FOOTNOTES

# PONTIAC Sunfire

(11996) 2005-99 4 CYL. SUNFIRE w/2.2L ENG.

31643  
(Eng. Code F)  
31334  
(Eng. Code 4)



Conv.  
54692<sup>37</sup>  
(05-03)  
(2002  
Eng. Code F)  
Conv.  
55526<sup>37</sup>  
(2002 Eng.  
Code 4)  
(01-99)

Resonator  
56012◆

2" A  
35335

Muffler  
21284◆  
w/36153  
or 36360  
(Single Outlet)

2" A  
35335

35262  
Muffler  
21285◆  
w/36153  
or 36360  
(Dual Outlet)

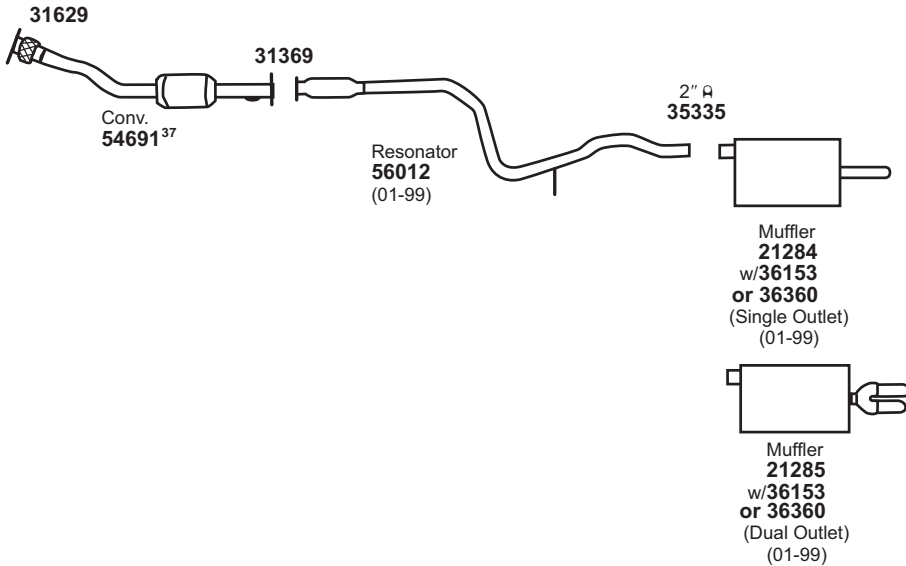
Note: Use 36153 muffler strap with flat/spade type bracket or 36360 muffler strap with rod type bracket.

For 21284: SoundFX 18439  
For 21285: SoundFX 18441  
For 54692: Univ. Conv. 93251#  
For 55526: Univ. Conv. 93251#

Tru-Fit 18150<sup>537</sup>  
Tru-Fit 18150#<sup>537</sup>

Univ. SoundFX 17164<sup>537</sup>  
Univ. SoundFX 17164<sup>537</sup>

(11997) 2002-99 4 CYL. SUNFIRE w/2.4L ENG.



31629  
Conv.  
54691<sup>37</sup>

Resonator  
56012  
(01-99)

2" A  
35335

Muffler  
21284  
w/36153  
or 36360  
(Single Outlet)  
(01-99)

Muffler  
21285  
w/36153  
or 36360  
(Dual Outlet)  
(01-99)

Note: Use 36153 muffler strap with flat/spade type bracket or 36360 muffler strap with rod type bracket.

For 21284: SoundFX 18439  
For 21285: SoundFX 18441

Tru-Fit 18150<sup>537</sup>  
Tru-Fit 18150#<sup>537</sup>

Univ. SoundFX 17164<sup>537</sup>  
Univ. SoundFX 17164<sup>537</sup>

31334 Gskt.	31369 Gskt.	31629 Gskt.	31643 Gskt.	35262 Hngr.	36153 Strap	36360 Muff Strp									

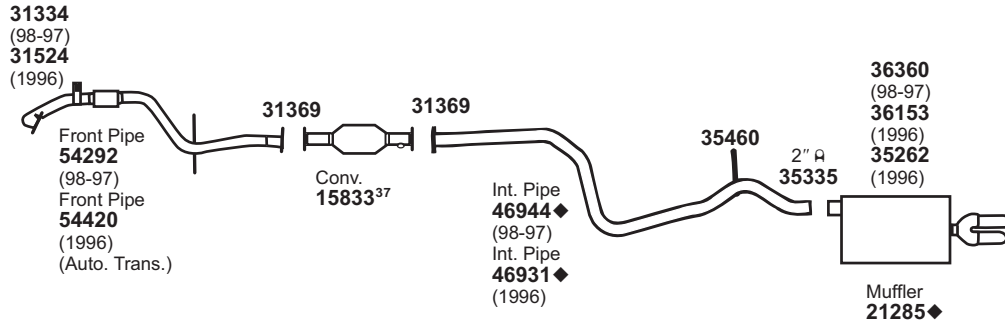
NOT LEGAL FOR SALE IN STATE OF CALIFORNIA  
IN NEW YORK STATE, CONVERTERS LISTED ARE LEGAL FOR FEDERAL/EPA EMISSION VEHICLES ONLY

696 ◆ If welded assembly, replace all required parts.  
# Modifications and/or additional parts required.

37 Fits All Emissions Vehicles.  
537 Requires 41013 Spout & (1) Extra 35408 (2") Clamp.

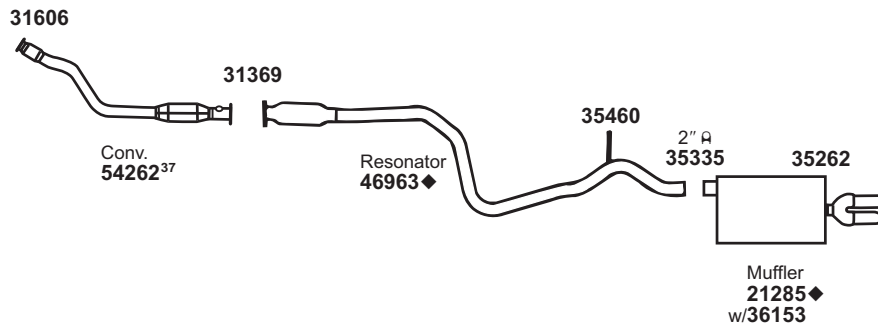
# PONTIAC Sunfire

(11998) 1998-96 4 CYL. SUNFIRE w/2.2L ENG.



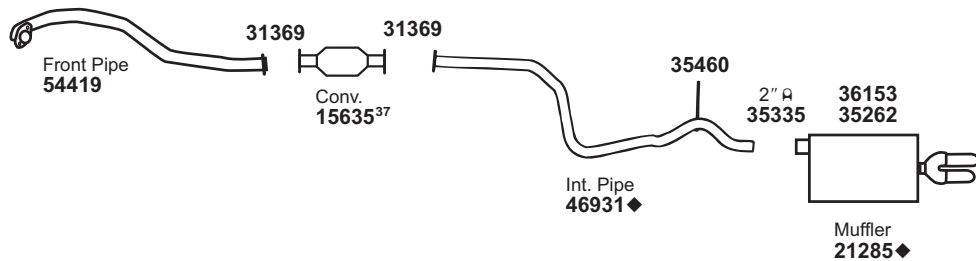
For 15833: Univ. Conv. 93251#  
For 21285: SoundFX 18441 Tru-Fit 18150<sup>#537</sup> Univ. SoundFX 17164<sup>537</sup>

(11999) 1998-96 4 CYL. SUNFIRE SE w/2.4L ENG.



For 21285: SoundFX 18441 Tru-Fit 18150<sup>#537</sup> Univ. SoundFX 17164<sup>537</sup>  
For 54262: Univ. Conv. 93256#

(12000) 1995 4 CYL. SUNFIRE w/2.2L ENG.



For 15635: Univ. Conv. 15036#  
For 21285: SoundFX 18441 Tru-Fit 18150<sup>#537</sup> Univ. SoundFX 17164<sup>537</sup>

31334 Gskt.	31369 Gskt.	31524 Gskt.	31606 Gskt.	35262 Hngr.	35460 Insl.	36153 Strap	36360 Muff Strap						

NOT LEGAL FOR SALE IN STATE OF CALIFORNIA  
IN NEW YORK STATE, CONVERTERS LISTED ARE LEGAL FOR FEDERAL/EPA EMISSION VEHICLES ONLY

♦ If welded assembly, replace all required parts.  
# Modifications and/or additional parts required.

37 Fits All Emissions Vehicles.  
537 Requires 41013 Spout & (1) Extra 35408 (2") Clamp.

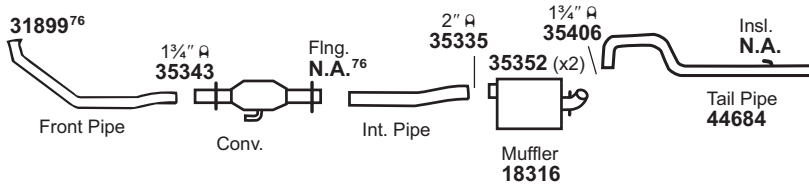
GENERAL INFORMATION  
PASSENGER CAR  
LIGHT TRUCK

MUFFLER SPECS.  
OPTIONAL MUFFLERS  
CONVERTER SPECS.

ACCESSORIES  
FOOTNOTES

# PONTIAC T1000

(12001) 1987-81 4 CYL. T1000 w/1.6L ENG.

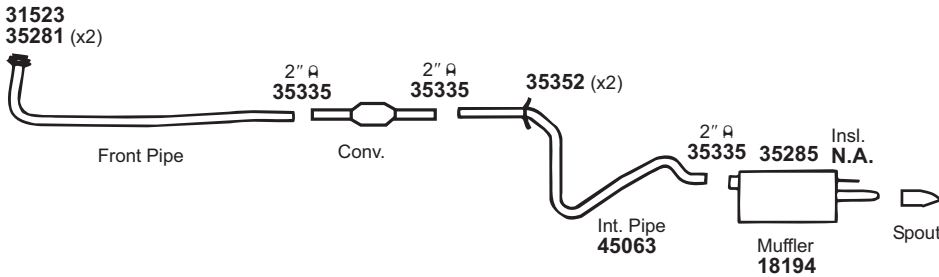


For 18316: Tru-Fit 18146

Univ. SoundFX 17857

# PONTIAC Tempest

(12002) 1991-90 4 CYL. TEMPEST w/2.2L ENG.

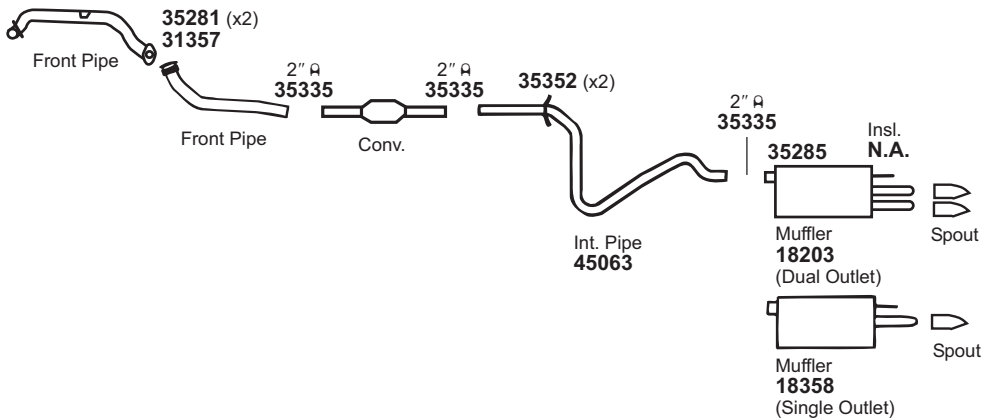


**NOTE:** To connect pipe 45063 to O.E. converter:

- 1) Cut immediately upstream of pipe-to-converter weld.
- 2) Remove the remaining O.E. pipe material inside the converter bushing before inserting new pipe.
- 3) Insert 45063 into the remaining stub on converter outlet.

For 18194: Tru-Fit 18155<sup>579</sup>

(12003) 1991-90 6 CYL. TEMPEST w/3.1L ENG., F.W.D.



**NOTE:** To connect pipe 45063 to O.E. converter:

- 1) Cut immediately upstream of pipe-to-converter weld.
- 2) Remove the remaining O.E. pipe material inside the converter bushing before inserting new pipe.
- 3) Insert 45063 into the remaining stub on converter outlet.

For 18203: Tru-Fit 18155<sup>563,579</sup>

31357 Gskt.	31523 Gskt.	31899 Fling.	35281 Spring	35285 Hngr.	35352 Insl.												

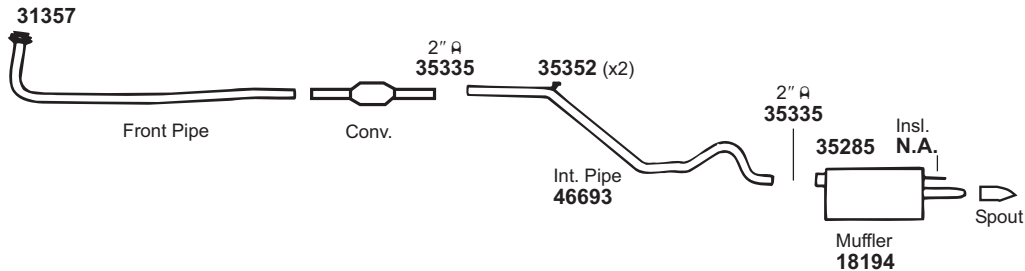
NOT LEGAL FOR SALE IN STATE OF CALIFORNIA  
IN NEW YORK STATE, CONVERTERS LISTED ARE LEGAL FOR FEDERAL/EPA EMISSION VEHICLES ONLY

76 W/Single Bed Pelletized Converter.  
698 563 Single Outlet Muffler replaces Dual Outlet Muffler.

579 Requires 41299 Spout & (1) Extra 35408 (2") Clamp.

# PONTIAC Tempest

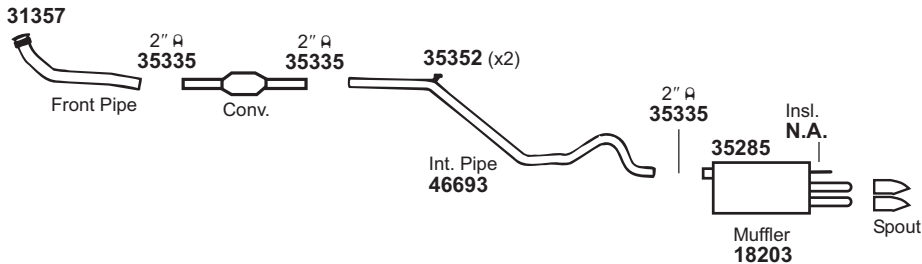
(12004) 1989-87 4 CYL. TEMPEST w/2.0L ENG., F.W.D.



**NOTE:** To connect 46693 to O.E. converter:  
 1) Cut immediately upstream of pipe-to-converter weld.  
 2) Remove the remaining O.E. pipe material inside the converter bushing before inserting new pipe.  
 3) Insert 46693 into the remaining stub on converter outlet.

For 18194: Tru-Fit 18155<sup>579</sup>

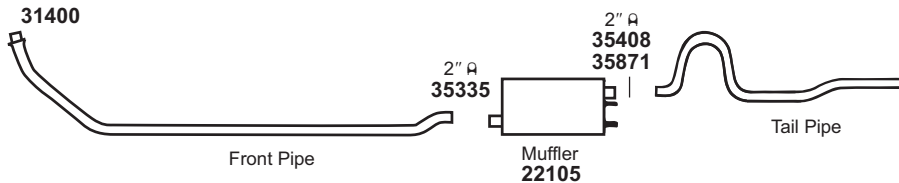
(12005) 1989-87 6 CYL. TEMPEST w/2.8L ENG., F.W.D.



**NOTE:** To connect 46693 to O.E. converter:  
 1) Cut immediately upstream of pipe-to-converter weld.  
 2) Remove the remaining O.E. pipe material inside the converter bushing before inserting new pipe.  
 3) Insert 46693 into the remaining stub on converter outlet.

For 18203: Tru-Fit 18155<sup>563,579</sup>

(12006) 1970 6 CYL. TEMPEST



For 22105: SoundFX 18182  
 Super Turbo 17736#

Tru-Fit 18105<sup>505,507</sup>

Univ. SoundFX 17844

## PONTIAC Torrent & Transport Van (See Truck Section)

31357 Gskt.	31400 Gskt.	35285 Hngr.	35352 Insl.	35871 Hngr.									

NOT LEGAL FOR SALE IN STATE OF CALIFORNIA  
 IN NEW YORK STATE, CONVERTERS LISTED ARE LEGAL FOR FEDERAL/EPA EMISSION VEHICLES ONLY

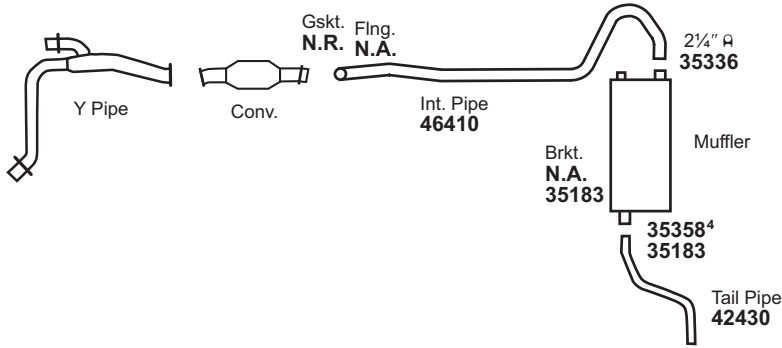
# Modifications and/or additional parts required.  
 505 Requires 35567 Shield & (2) 35564 Straps.  
 507 Requires 35568 Bracket & (1) Extra 35408 (2") Clamp.

563 Single Outlet Muffler replaces Dual Outlet Muffler.  
 579 Requires 41299 Spout & (1) Extra 35408 (2") Clamp.

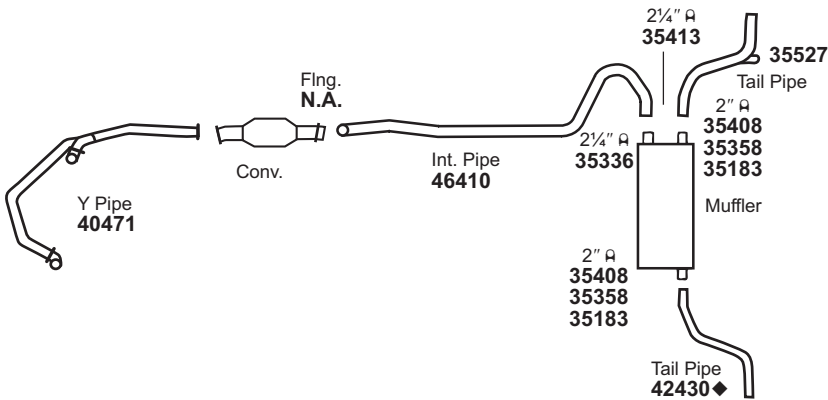
- GENERAL INFORMATION
- PASSENGER CAR
- LIGHT TRUCK
- MUFFLER SPECS.
- OPTIONAL MUFFLERS
- CONVERTER SPECS.
- ACCESSORIES
- FOOTNOTES

# PONTIAC Ventura

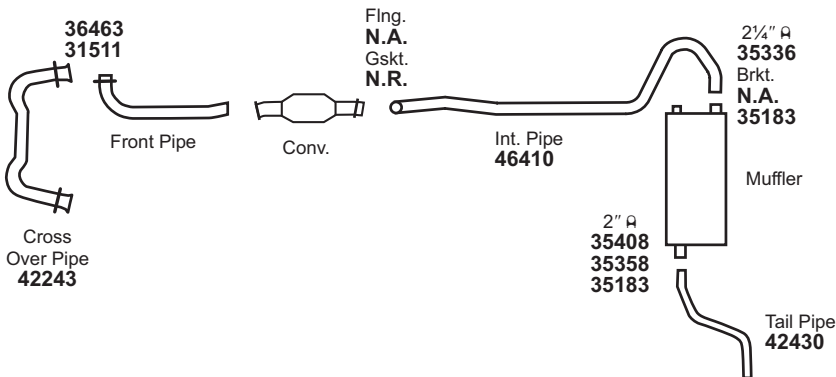
(12007) 1977 V6-8 CYL. VENTURA w/3.8L (231 C.I.D.), 4.9L (301 C.I.D.) ENG.



(12008) 1977 8 CYL. VENTURA w/5.0L (3051 C.I.D.), 5.7L (350 C.I.D.) ENG. CODE L, DUAL OUTLET



(12009) 1977 8 CYL. VENTURA w/5.7L (350 C.I.D.) ENG. CODE R  
1976-75 8 CYL. VENTURA w/4.3L (260 C.I.D.) ENG.



31511 Gskt. 	35183 Insl. 	35358 Brkt. 	35527 Hngr. 	36463 Sprgs. 									
--------------------	--------------------	--------------------	--------------------	---------------------	--	--	--	--	--	--	--	--	--

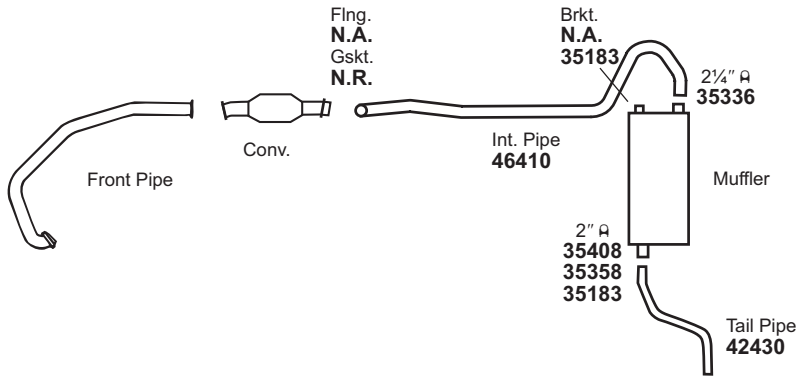
NOT LEGAL FOR SALE IN STATE OF CALIFORNIA  
IN NEW YORK STATE, CONVERTERS LISTED ARE LEGAL FOR FEDERAL/EPA EMISSION VEHICLES ONLY

700 ♦ If welded assembly, replace all required parts.

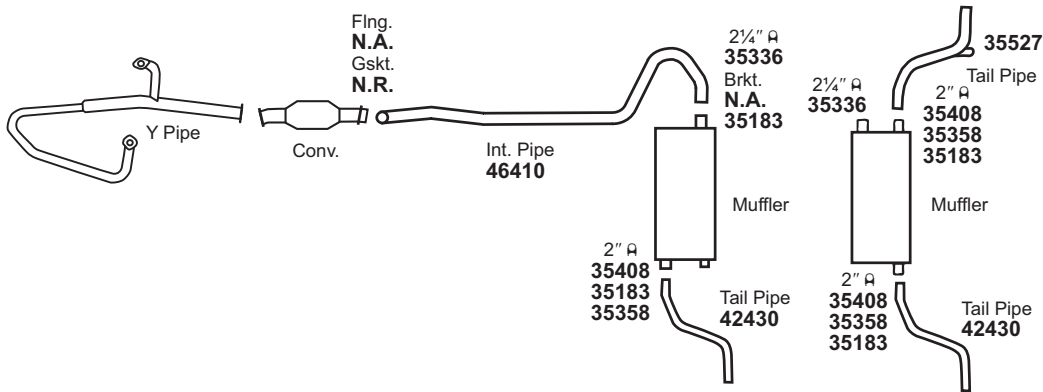
4 Requires 35408 (2") Clamp.

# PONTIAC Ventura

(12010) 1976-75 6 CYL. VENTURA w/4.1L (250 C.I.D.) ENG.

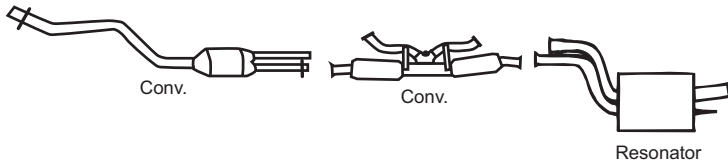


(12011) 1976 8 CYL. VENTURA w/5.7L (350 C.I.D.) ENG., SINGLE OUTLET  
 1975 8 CYL. VENTURA w/5.7L (350 C.I.D.) ENG., DUAL OUTLET



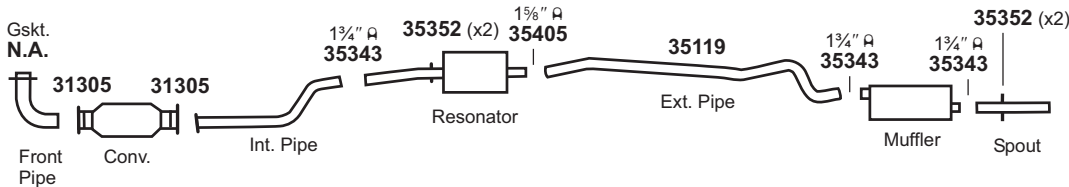
# PORSCHE 911

(12012) 1994-90 6 CYL. 911 w/3.6L ENG.



# RENAULT 18i

(12013) 1983-81 4 CYL. 18i w/1.6L ENG.



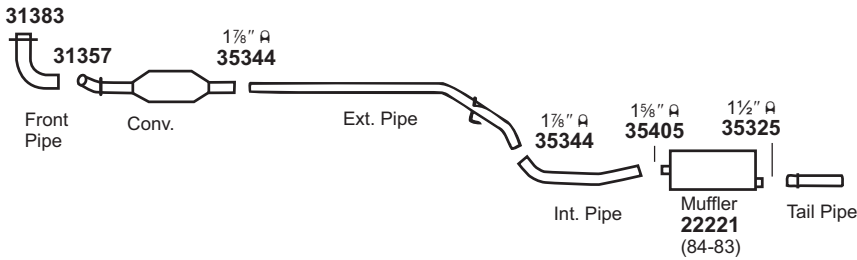
31305 Gskt.	35119 Insl.	35183 Insl.	35352 Insl.	35358 Brkt.	35527 Hngr.								

NOT LEGAL FOR SALE IN STATE OF CALIFORNIA  
 IN NEW YORK STATE, CONVERTERS LISTED ARE LEGAL FOR FEDERAL/EPA EMISSION VEHICLES ONLY

- GENERAL INFORMATION
- PASSENGER CAR
- LIGHT TRUCK
- MUFFLER SPECS.
- OPTIONAL MUFFLERS
- CONVERTER SPECS.
- ACCESSORIES
- FOOTNOTES

# RENAULT Alliance

(12014) 1987-83 4 CYL. ALLIANCE w/1.4L ENG.

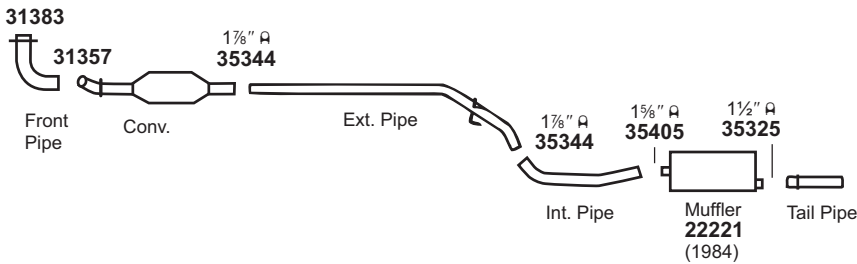


For 22221: SoundFX 18376

Univ. SoundFX 17872#

# RENAULT Encore

(12015) 1986-84 4 CYL. ENCORE w/1.4L ENG.

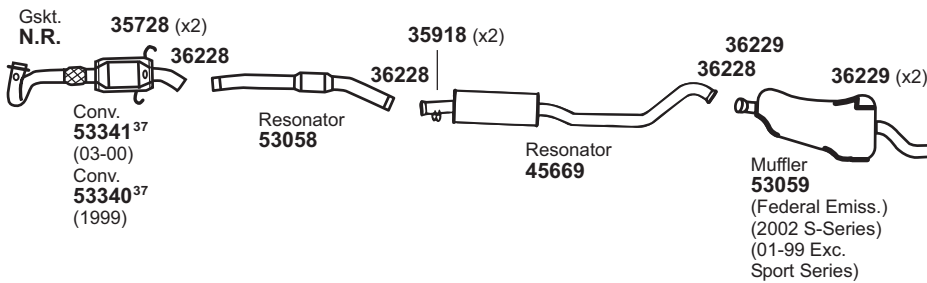


For 22221: SoundFX 18376

Univ. SoundFX 17872#

# SAAB 9-3

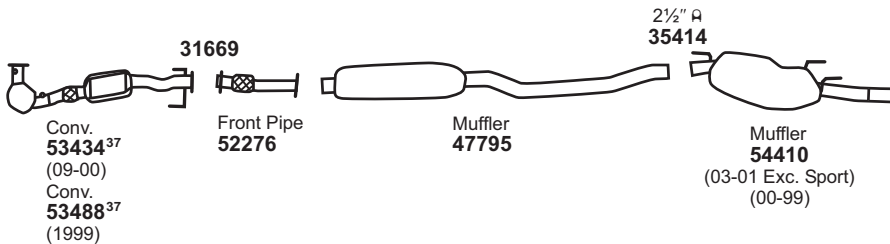
(12016) 2003 4 CYL. 9-3 SE w/2.0L ENG.  
2002-99 4 CYL. 9-3 w/2.0L ENG.



For 53340: Univ. Conv. 93241#

# SAAB 9-5

(12017) 2009-99 4 CYL. 9-5 w/2.3L TURBO ENG.



For 53488: Univ. Conv. 93237#

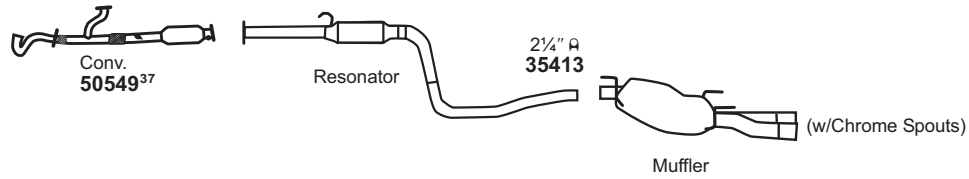
31357 Gskt.	31383 Gskt.	31669 Gskt.	35728 Insl.	35918 Insl.	36228 Clmp Kit	36229 Insl.							

NOT LEGAL FOR SALE IN STATE OF CALIFORNIA  
IN NEW YORK STATE, CONVERTERS LISTED ARE LEGAL FOR FEDERAL/EPA EMISSION VEHICLES ONLY



# SAAB 9-5

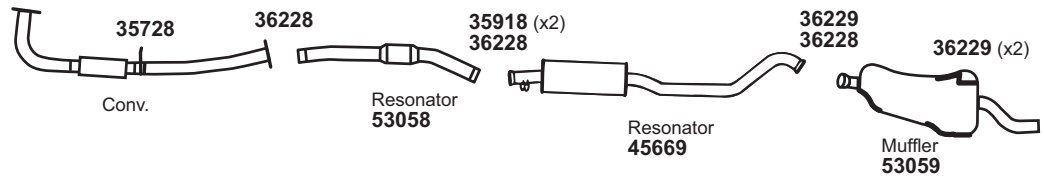
(12018) 2001-99 6 CYL. 9-5 w/3.0L TURBO ENG.



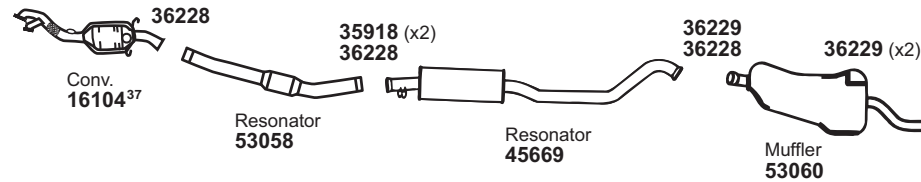
For 50549: Univ. Conv. 93257#

# SAAB 900

(12019) 1998-96 4 CYL. 900 w/2.0L TURBO ENG.

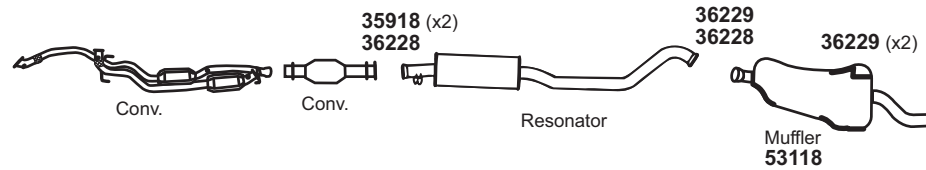


(12020) 1998-96 4 CYL. 900 w/2.3L ENG.

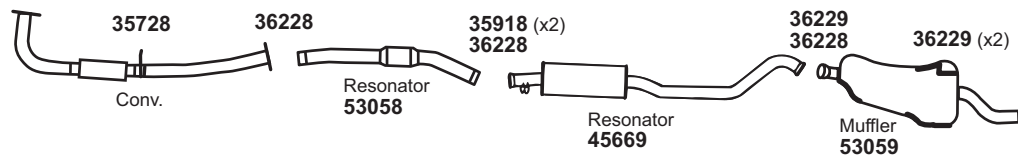


For 16104: Univ. Conv. 93242#

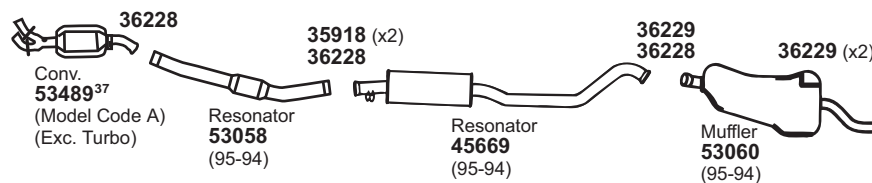
(12021) 1997-96 V6 CYL. 900 w/2.5L ENG.



(12022) 1995-94 4 CYL. 900 w/2.0L TURBO ENG.



(12023) 1995-94 4 CYL. 900 w/2.3L ENG.



35728 Insl.	35918 Insl.	36228 Clmp Kit	36229 Insl.										

NOT LEGAL FOR SALE IN STATE OF CALIFORNIA  
IN NEW YORK STATE, CONVERTERS LISTED ARE LEGAL FOR FEDERAL/EPA EMISSION VEHICLES ONLY

GENERAL INFORMATION

PASSENGER CAR

LIGHT TRUCK

MUFFLER SPECS.

OPTIONAL MUFFLERS

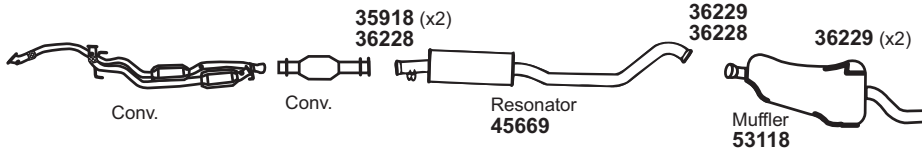
CONVERTER SPECS.

ACCESSORIES

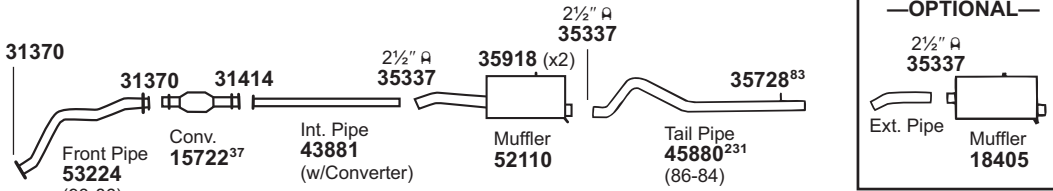
FOOTNOTES

# SAAB 900

(12024) 1995-94 V6 CYL. 900 w/2.5L ENG.

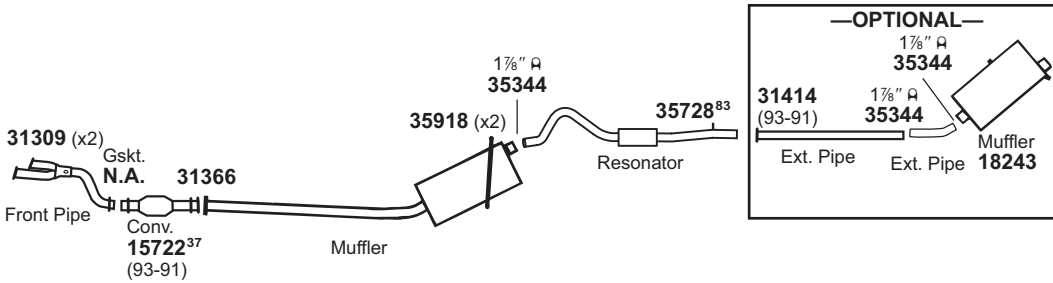


(12025) 1993-84 4 CYL. 900 w/2.0L TURBO ENG.



For 15722: Univ. Conv. 15052#  
For 18405: Univ. SoundFX 17810#

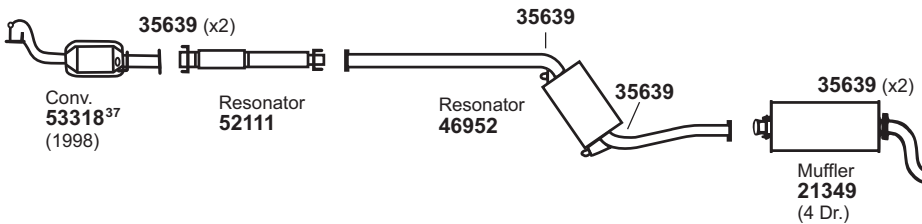
(12026) 1993-91 4 CYL. 900, 900S w/2.1L ENG. (EXC. TURBO)  
1990-86 4 CYL. 900 w/2.0L TWIN CAM ENG. (EXC. TURBO)



For 15722: Univ. Conv. 15052#

# SAAB 9000

(12027) 1998-96 4 CYL. 9000 w/2.3L TURBO ENG.



For 53318: Univ. Conv. 93241#

31309 Gskt.	31366 Gskt.	31370 Gskt.	31414 Gskt.	35639 Insl.	35728 Insl.	35918 Insl.	36228 Clmp Kit	36229 Insl.						

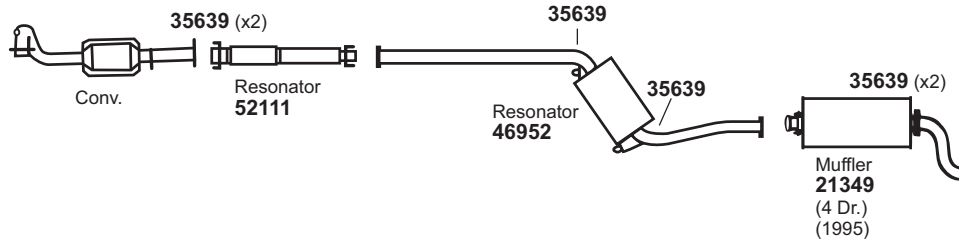
NOT LEGAL FOR SALE IN STATE OF CALIFORNIA  
IN NEW YORK STATE, CONVERTERS LISTED ARE LEGAL FOR FEDERAL/EPA EMISSION VEHICLES ONLY

704 # Modifications and/or additional parts required.  
37 Fits All Emissions Vehicles.

83 After CH-D1008082-D2003193.  
231 1986 before Chassis G2021146, G3015680, G7024051.

# SAAB 9000

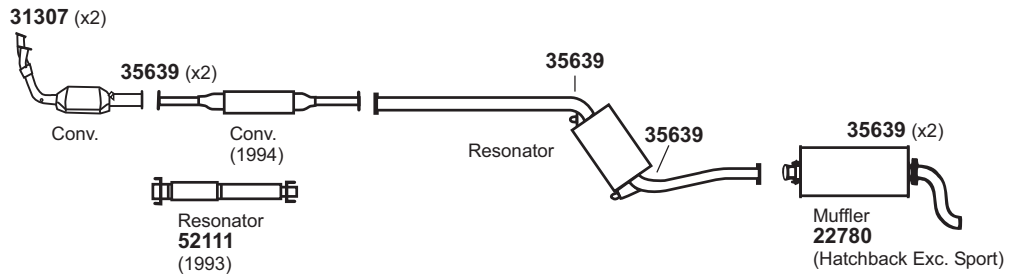
(12028) 1995-93 4 CYL. 9000 w/2.3L TURBO ENG.



GENERAL INFORMATION

PASSENGER CAR

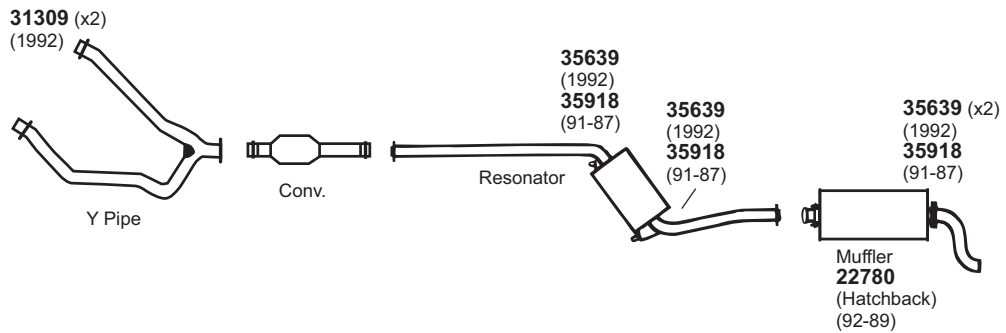
(12029) 1994-93 4 CYL. 9000 w/2.3L ENG. (EXC. TURBO)



LIGHT TRUCK

MUFFLER SPECS.

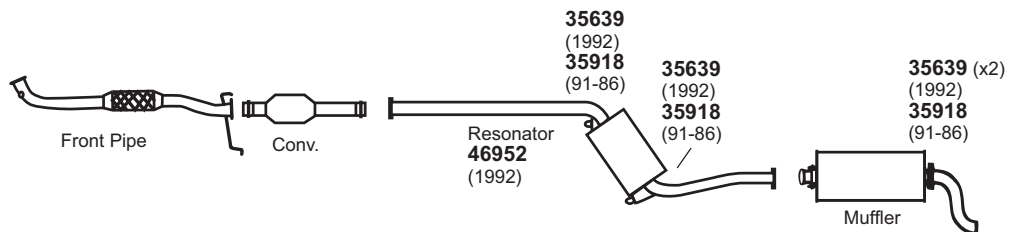
(12030) 1992-87 4 CYL. 9000 w/2.0L, 2.3L ENG. (EXC. TURBO)



OPTIONAL MUFFLERS

CONVERTER SPECS.

(12031) 1992-86 4 CYL. 9000 w/2.0L, 2.3L TURBO ENG.



ACCESSORIES

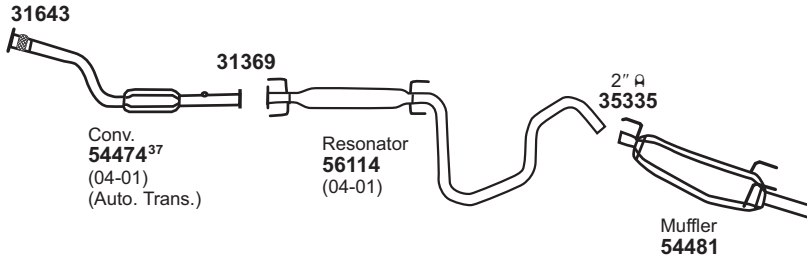
FOOTNOTES

31307 Gskt.	31309 Gskt.	35639 Insl.	35918 Insl.										

NOT LEGAL FOR SALE IN STATE OF CALIFORNIA  
IN NEW YORK STATE, CONVERTERS LISTED ARE LEGAL FOR FEDERAL/EPA EMISSION VEHICLES ONLY

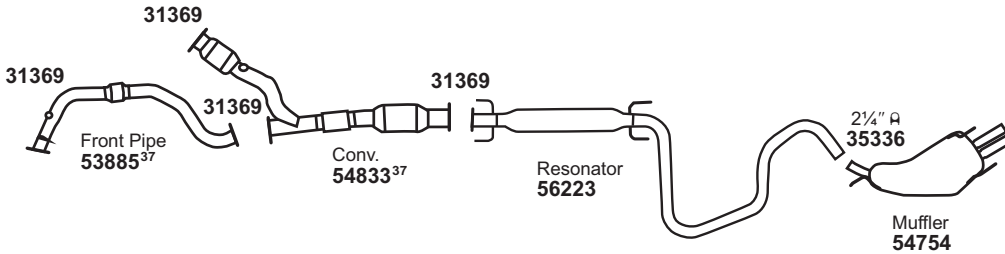
# SATURN L Series

(12032) 2004-00 4 CYL. SATURN L, LS, LW SERIES w/2.2L ENG.



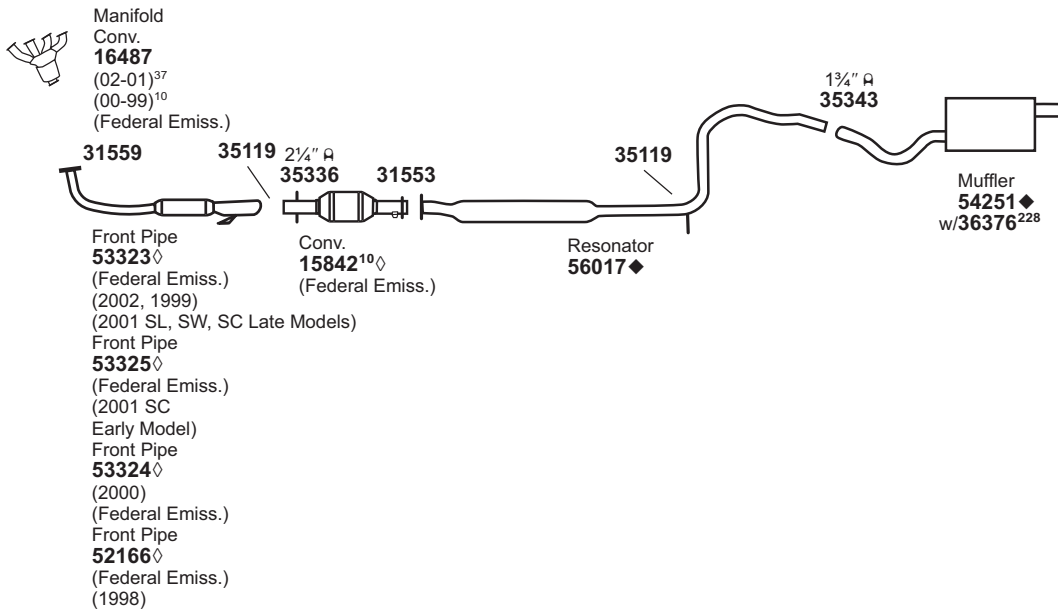
For 54474: Univ. Conv. 93257#

(12033) 2005-00 6 CYL. SATURN L, LS, LW SERIES w/3.0L ENG.



# SATURN S Series

(12034) 2002-98 4 CYL. SC, SL, SW w/1.9L DOHC ENG. (VIN WZ216475 AND AFTER)



For 15842: Univ. Conv. 93236#  
For 54251: SoundFX 18943

31369 Gskt.	31553 Gskt.	31559 Gskt.	31643 Gskt.	35119 Insl.	36376 Strap														

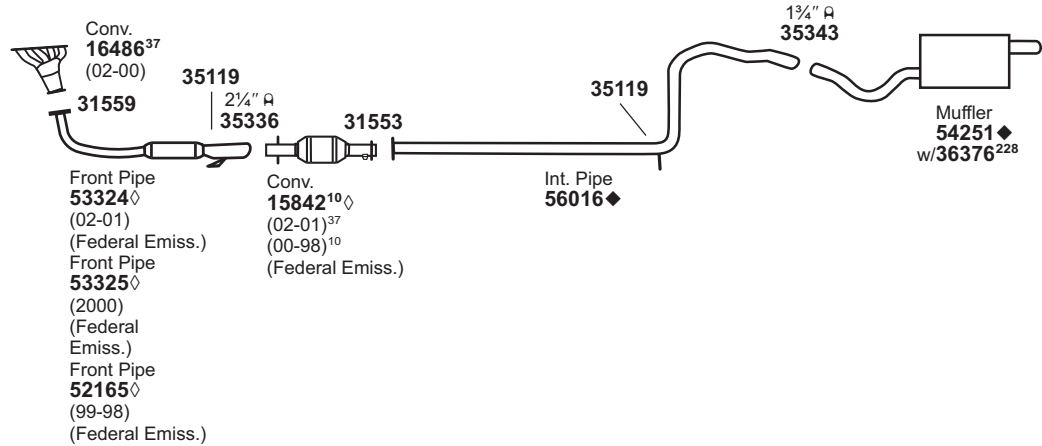
NOT LEGAL FOR SALE IN STATE OF CALIFORNIA  
IN NEW YORK STATE, CONVERTERS LISTED ARE LEGAL FOR FEDERAL/EPA EMISSION VEHICLES ONLY

706 ♦ If welded assembly, replace all required parts.  
♦ If welded assembly, replace all required parts.  
# Modifications and/or additional parts required.

10 Fits Federal/EPA Emission Vehicles.  
37 Fits All Emissions Vehicles.  
228 Will not fit on O.E. Muffler.

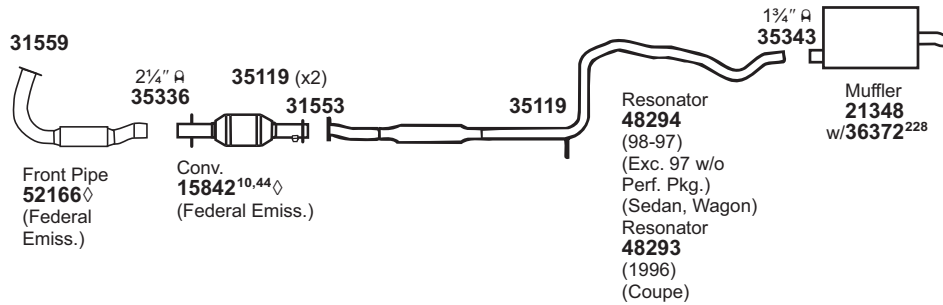
# SATURN S Series

(12035) 2002-98 4 CYL. SC, SL, SW w/1.9L SOHC ENG. (VIN WZ216475 AND AFTER)



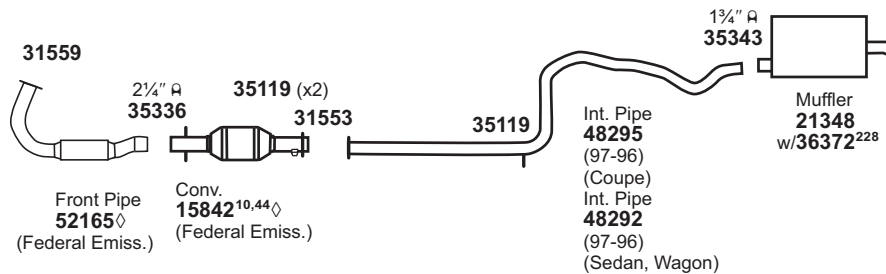
For 15842: Univ. Conv. 93236#  
For 54251: SoundFX 18943

(12036) 1998-96 4 CYL. SC2, SL2, SW2 w/1.9L DOHC ENG. (VIN WZ216474 AND BEFORE)



For 15842: Univ. Conv. 93236#  
For 21348: SoundFX 18479 Tru-Fit 18134<sup>533</sup>

(12037) 1998-96 4 CYL. SC1, SL1, SW1 w/1.9L SOHC ENG. (VIN WZ216474 AND BEFORE)



For 15842: Univ. Conv. 93236#  
For 21348: SoundFX 18479 Tru-Fit 18134<sup>533</sup>

31553 Gskt.	31559 Gskt.	35119 Insl.	36372 Strap	36376 Strap															

NOT LEGAL FOR SALE IN STATE OF CALIFORNIA  
IN NEW YORK STATE, CONVERTERS LISTED ARE LEGAL FOR FEDERAL/EPA EMISSION VEHICLES ONLY

- ◇ If welded assembly, replace all required parts.
- ◆ If welded assembly, replace all required parts.
- # Modifications and/or additional parts required.
- 10 Fits Federal/EPA Emission Vehicles.
- 37 Fits All Emissions Vehicles.
- 44 If re-using O.E. Front Pipe, Connector 41951 required.
- 228 Will not fit on O.E. Muffler.
- 533 Requires 36372 Strap Bracket.

GENERAL INFORMATION

PASSENGER CAR

LIGHT TRUCK

MUFFLER SPECS.

OPTIONAL MUFFLERS

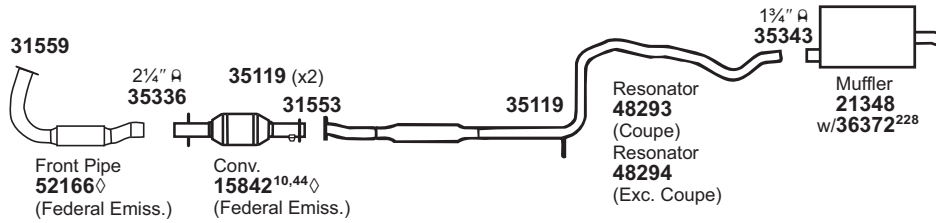
CONVERTER SPECS.

ACCESSORIES

FOOTNOTES

# SATURN S Series

(12038) 1995-93 4 CYL. SC2, SL2, SW2 w/1.9L DOHC ENG. (VIN WZ216474 AND BEFORE)

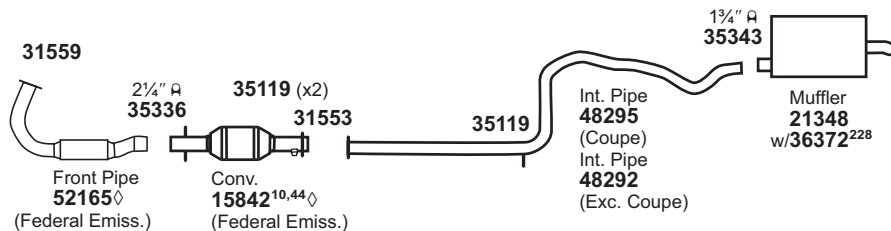


For 15842: Univ. Conv. 93236#

For 21348: SoundFX 18479

Tru-Fit 18134<sup>533</sup>

(12039) 1995-93 4 CYL. SC1, SL1, SW1 w/1.9L SOHC ENG. (VIN WZ216474 AND BEFORE)

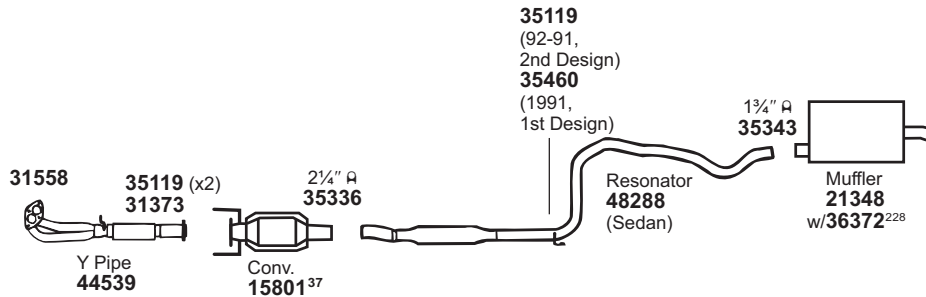


For 15842: Univ. Conv. 93236#

For 21348: SoundFX 18479

Tru-Fit 18134<sup>533</sup>

(12040) 1992-91 4 CYL. SC COUPE, SL2 SEDAN w/1.9L DOHC ENG.



For 15801: Univ. Conv. 15036#

For 21348: SoundFX 18479

Tru-Fit 18134<sup>533</sup>

31373 Gskt.	31553 Gskt.	31558 Gskt.	31559 Gskt.	35119 Insl.	35460 Insl.	36372 Strap							

NOT LEGAL FOR SALE IN STATE OF CALIFORNIA  
IN NEW YORK STATE, CONVERTERS LISTED ARE LEGAL FOR FEDERAL/EPA EMISSION VEHICLES ONLY

◇ If welded assembly, replace all required parts.

# Modifications and/or additional parts required.

10 Fits Federal/EPA Emission Vehicles.

37 Fits All Emissions Vehicles.

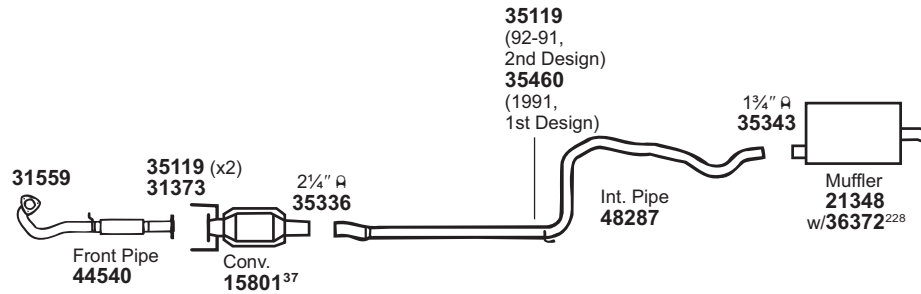
44 If re-using O.E. Front Pipe, Connector 41951 required.

228 Will not fit on O.E. Muffler.

533 Requires 36372 Strap Bracket.

# SATURN S Series

(12041) 1992-91 4 CYL. SL, SL1 SEDAN w/1.9L SOHC ENG.



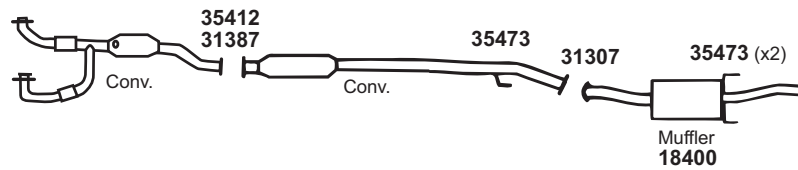
**NOTE:** To connect pipe 48287 to O.E. converter:  
 1) Cut original pipe 1/2" downstream of pipe-to-converter weld.  
 2) Overlap 48287 onto the remaining stub on converter outlet.

For 15801: Univ. Conv. 15036#  
 For 21348: SoundFX 18479

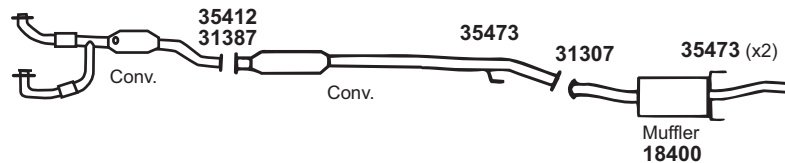
Tru-Fit 18134<sup>533</sup>

# SUBARU DL, GL

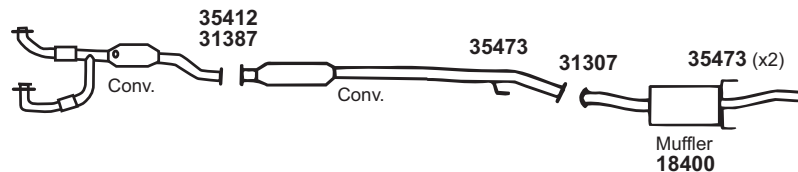
(12042) 1989-85 4 CYL. DL 4 DR. SEDAN, 3 DR. COUPE w/1.8L ENG., F.W.D.



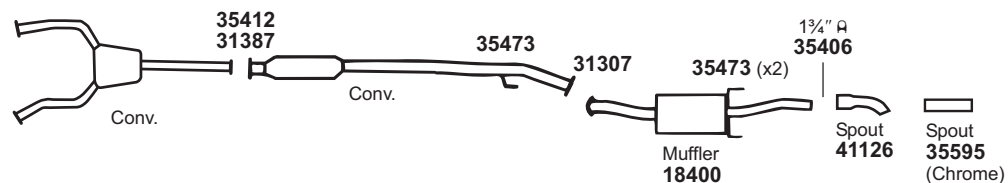
(12043) 1989-86 4 CYL. DL, GL SEDAN w/1.8L ENG., 4 W.D.  
 1985 4 CYL. DL, GL HATCHBACK WAGON w/1.8L ENG., 4 W.D.



(12044) 1989-85 4 CYL. GL 4 DR. SEDAN, 3 DR. COUPE w/1.8L ENG., F.W.D.



(12045) 1989-85 4 CYL. GL STATION WAGON w/1.8L ENG., F.W.D.



31307 Gskt.	31373 Gskt.	31387 Gskt.	31559 Gskt.	35119 Insl.	35412 Bolt Kit	35460 Insl.	35473 Insl.	36372 Strap						

NOT LEGAL FOR SALE IN STATE OF CALIFORNIA  
 IN NEW YORK STATE, CONVERTERS LISTED ARE LEGAL FOR FEDERAL/EPA EMISSION VEHICLES ONLY

# Modifications and/or additional parts required.  
 37 Fits All Emissions Vehicles.

228 Will not fit on O.E. Muffler.  
 533 Requires 36372 Strap Bracket.

GENERAL INFORMATION

PASSENGER CAR

LIGHT TRUCK

MUFFLER SPECS.

OPTIONAL MUFFLERS

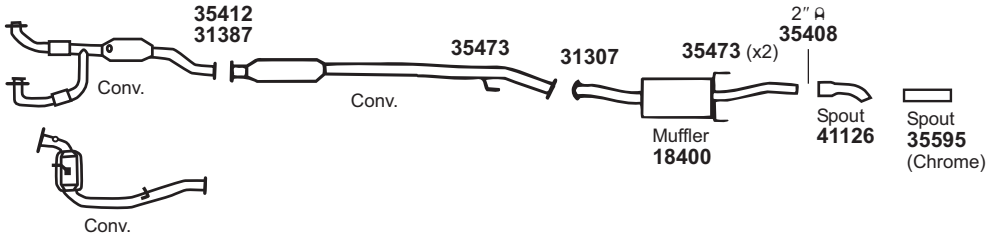
CONVERTER SPECS.

ACCESSORIES

FOOTNOTES

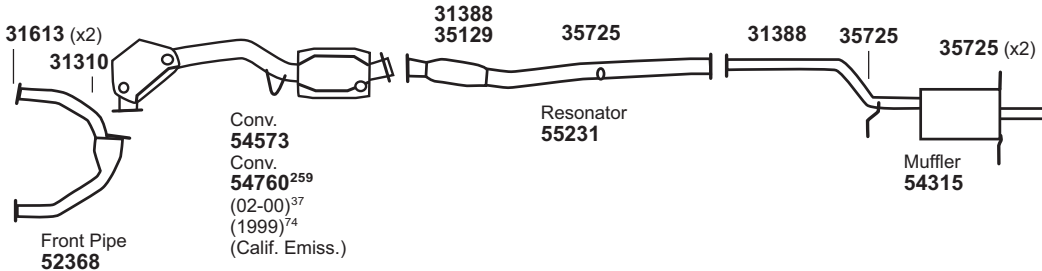
# SUBARU DL, GL

(12046) 1989-85 4 CYL. GL STATION WAGON w/1.8L ENG., 4 W.D.



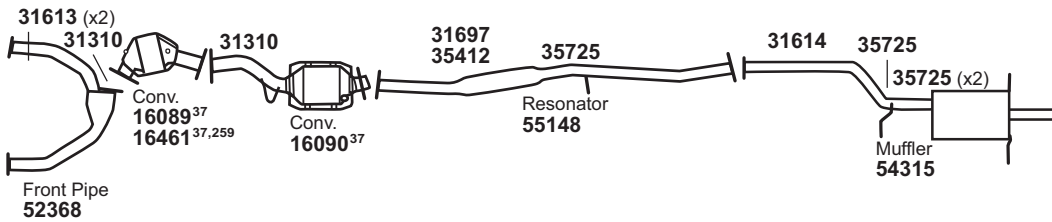
# SUBARU Forester

(12047) 2002-99 4 CYL. FORESTER w/2.5L ENG. (BEFORE 2-02)



For 54315: SoundFX 18922

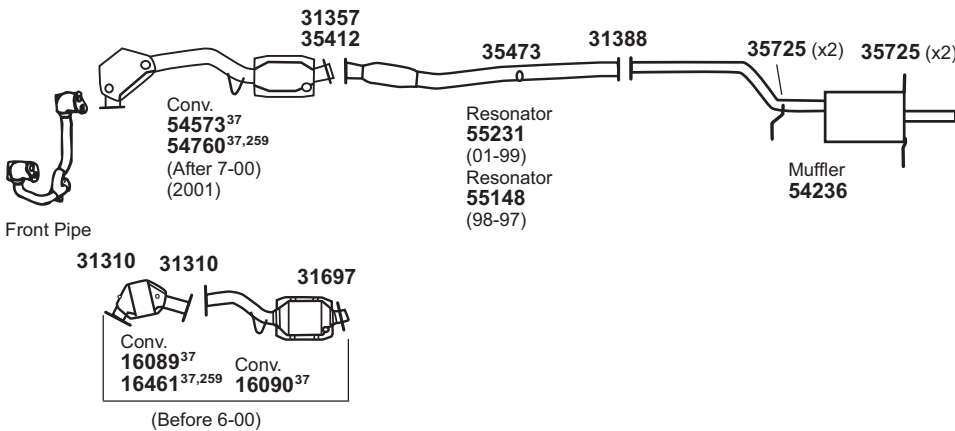
(12048) 1998 4 CYL. FORESTER w/2.5L ENG.



For 54315: SoundFX 18922

# SUBARU Impreza

(12049) 2001-96 4 CYL. IMPREZA w/ 2.2L ENG.



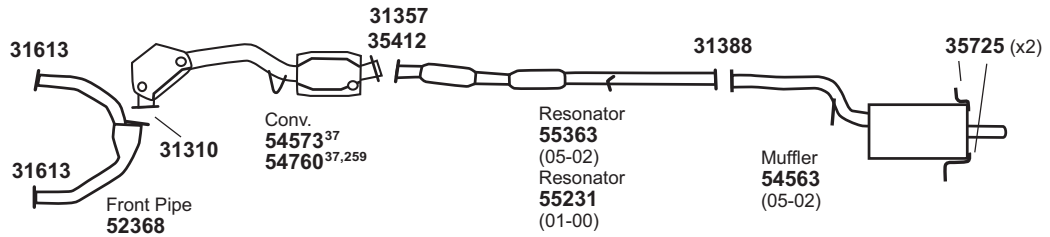
31307 Gskt.	31310 Gskt.	31357 Gskt.	31387 Gskt.	31388 Gskt.	31613 Gskt.	31614 Gskt.	31697 Gskt.	35129 Bolt Kit	35412 Bolt Kit	35473 Insl.	35725 Insl.		

NOT LEGAL FOR SALE IN STATE OF CALIFORNIA  
IN NEW YORK STATE, CONVERTERS LISTED ARE LEGAL FOR FEDERAL/EPA EMISSION VEHICLES ONLY

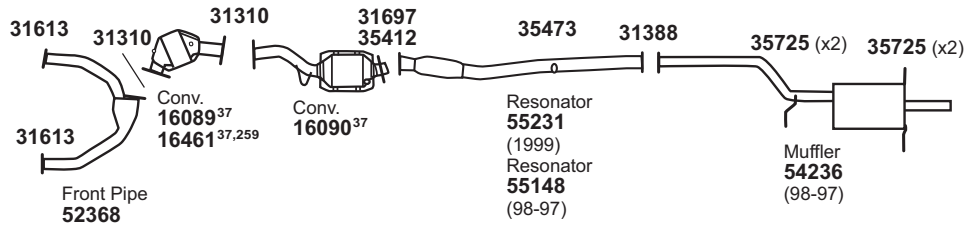


# SUBARU Impreza

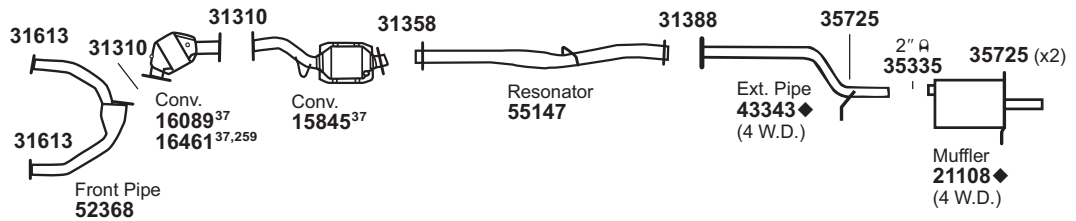
(12050)	2005-02	4 CYL.	IMPREZA OUTBACK, OUTBACK SPORT w/2.5L ENG.
	2005-00	4 CYL.	IMPREZA RS w/2.5L ENG.
	2004-02	4 CYL.	IMPREZA TS w/2.5L ENG.



(12051)	1999-98	4 CYL.	IMPREZA 2.5 RS COUPE w/2.5L ENG.
	1997	4 CYL.	IMPREZA w/1.8L ENG.

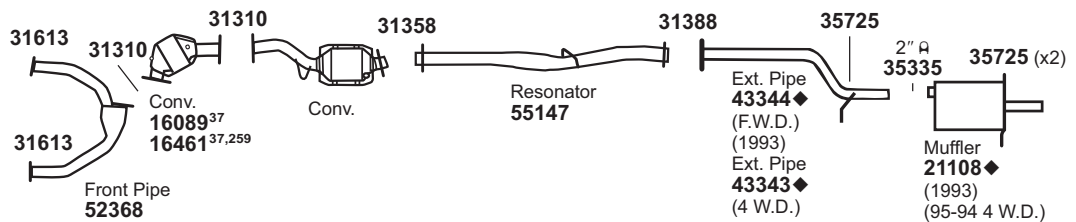


(12052)	1996	4 CYL.	IMPREZA w/1.8L ENG.
---------	------	--------	---------------------

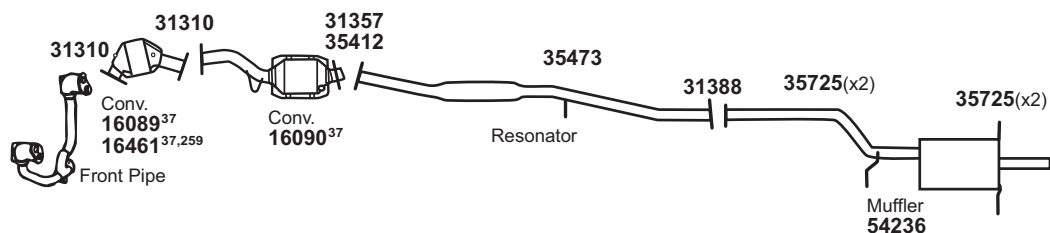


For 15845: Univ. Conv. 93251#

(12053)	1995-93	4 CYL.	IMPREZA w/1.8L ENG.
---------	---------	--------	---------------------



(12054)	1995	4 CYL.	IMPREZA w/ 2.2L ENG.
---------	------	--------	----------------------



31310	31357	31358	31388	31613	31697	35412	35473	35725						
Gskt.	Gskt.	Gskt.	Gskt.	Gskt.	Gskt.	Bolt Kit	Insl.	Insl.						

NOT LEGAL FOR SALE IN STATE OF CALIFORNIA  
IN NEW YORK STATE, CONVERTERS LISTED ARE LEGAL FOR FEDERAL/EPA EMISSION VEHICLES ONLY

◆ If welded assembly, replace all required parts.  
# Modifications and/or additional parts required.

37 Fits All Emissions Vehicles.  
259 Optional Part Number - Extra Precious Metal Loading.

GENERAL INFORMATION

PASSENGER CAR

LIGHT TRUCK

MUFFLER SPECS.

OPTIONAL MUFFLERS

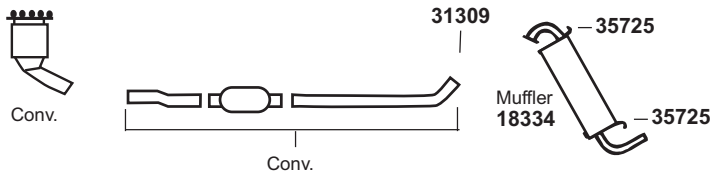
CONVERTER SPECS.

ACCESSORIES

FOOTNOTES

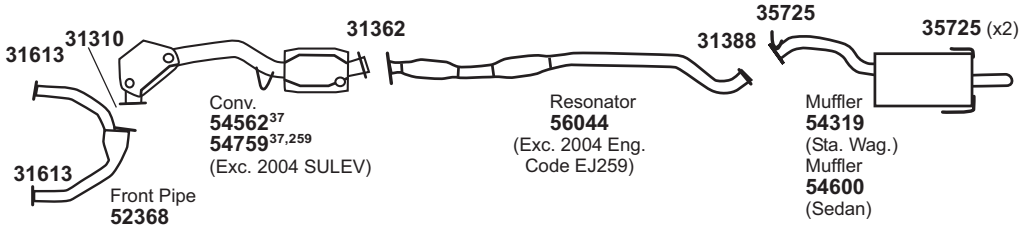
# SUBARU Justy

(12055) 1994-87 3 CYL. JUSTY w/1.2L ENG.

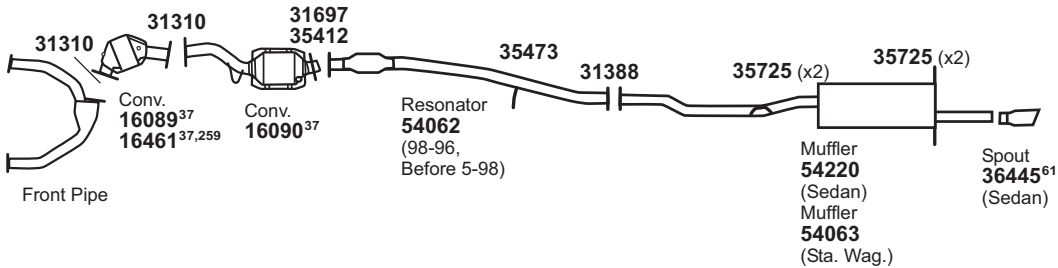


# SUBARU Legacy

(12056) 2004-00 4 CYL. LEGACY w/2.5L ENG. (TWO CONVERTER BODIES)

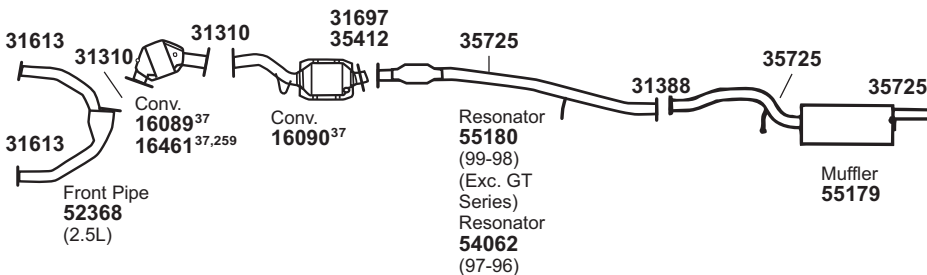


(12057) 1999-96 4 CYL. LEGACY SEDAN w/2.2L ENG., 4 W.D.  
1999-96 4 CYL. LEGACY WAGON w/2.2L ENG., 4 W.D. & A.W.D. (EXC. 1996 OUTBACK)



For 54063: SoundFX 18938

(12058) 1999-96 4 CYL. LEGACY OUTBACK w/2.5L ENG.  
1996 4 CYL. LEGACY OUTBACK w/2.2L ENG.

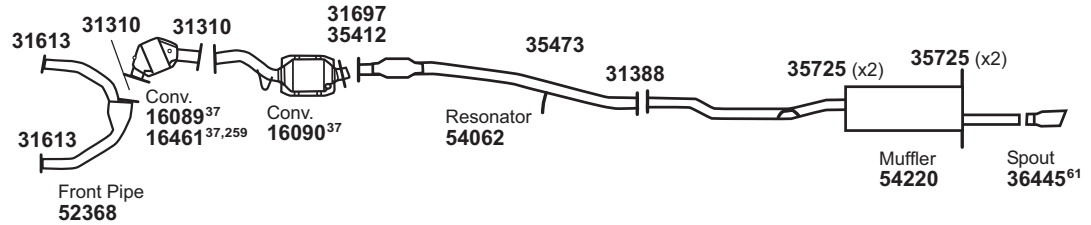


31309 Gskt.	31310 Gskt.	31362 Gskt.	31388 Gskt.	31613 Gskt.	31697 Gskt.	35412 Bolt Kit	35473 Insl.	35725 Insl.						

NOT LEGAL FOR SALE IN STATE OF CALIFORNIA  
IN NEW YORK STATE, CONVERTERS LISTED ARE LEGAL FOR FEDERAL/EPA EMISSION VEHICLES ONLY

# SUBARU Legacy

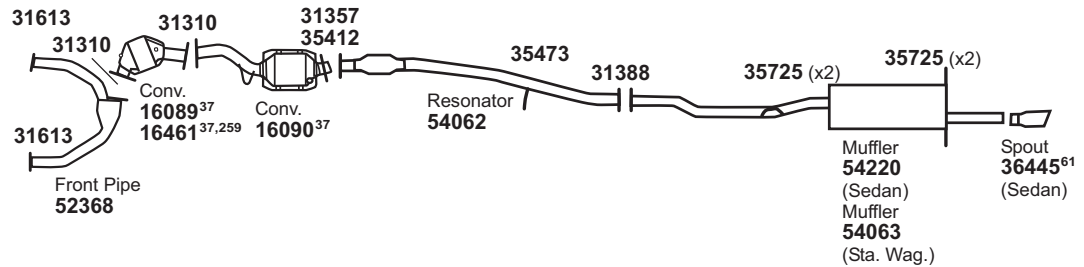
(12059) 1997-96 4 CYL. LEGACY w/2.5L ENG., 4 W.D. & A.W.D. (EXC. STATION WAGON)



GENERAL INFORMATION

PASSENGER CAR

(12060) 1995 4 CYL. LEGACY SEDAN w/2.2L ENG., 4 W.D.  
1995 4 CYL. LEGACY WAGON w/2.2L ENG., 4 W.D. & A.W.D.

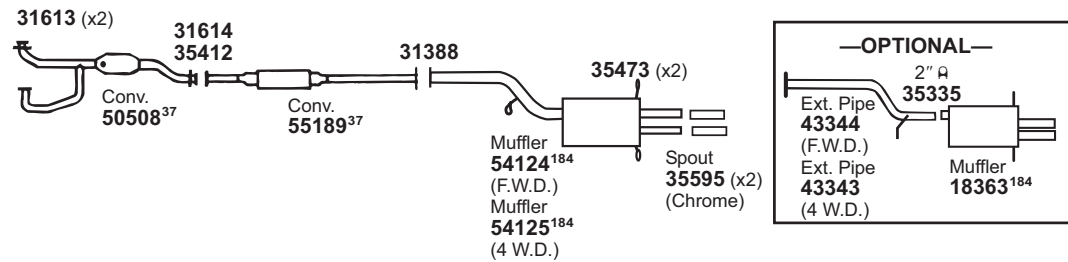


LIGHT TRUCK

MUFFLER SPECS.

For 54063: SoundFX 18938

(12061) 1994-90 4 CYL. LEGACY w/2.2L ENG. (EXC. TURBO)



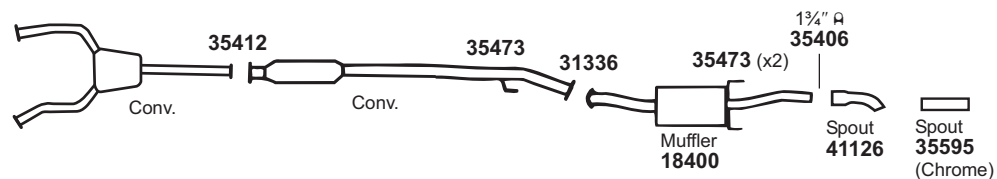
OPTIONAL MUFFLERS

CONVERTER SPECS.

For 54125: SoundFX 18881  
For 55189: Univ. Conv. 15036#

# SUBARU Loyale

(12062) 1994-90 4 CYL. LOYALE STATION WAGON w/1.8L ENG.



ACCESSORIES

FOOTNOTES

31310 Gskt.	31336 Gskt.	31357 Gskt.	31388 Gskt.	31613 Gskt.	31614 Gskt.	31697 Gskt.	35412 Bolt Kit	35473 Insl.	35725 Insl.				

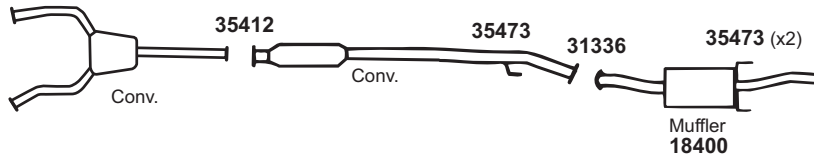
NOT LEGAL FOR SALE IN STATE OF CALIFORNIA  
IN NEW YORK STATE, CONVERTERS LISTED ARE LEGAL FOR FEDERAL/EPA EMISSION VEHICLES ONLY

# Modifications and/or additional parts required.  
37 Fits All Emissions Vehicles.  
61 Cut to fit.

184 For Sedan, cut 3/2" off Outlet.  
259 Optional Part Number - Extra Precious Metal Loading.

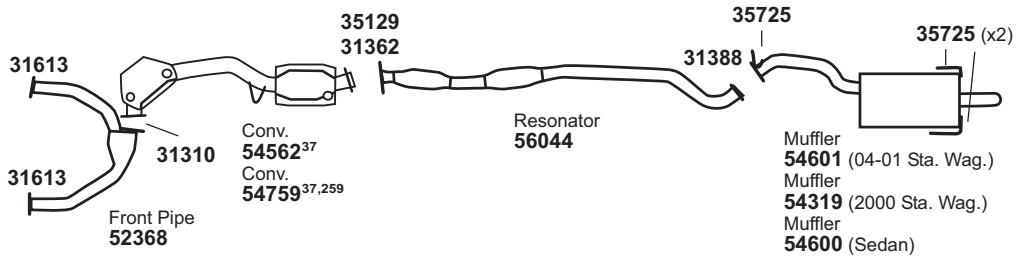
# SUBARU Loyale

(12063) 1993-90 4 CYL. LOYALE w/1.8L ENG. (EXC. STA. WAG.)



# SUBARU Outback

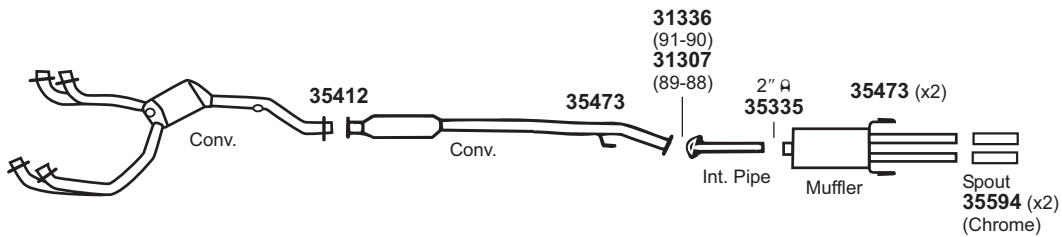
(12064) 2004-00 4 CYL. OUTBACK w/2.5L ENG. (TWO CONVERTER BODIES)



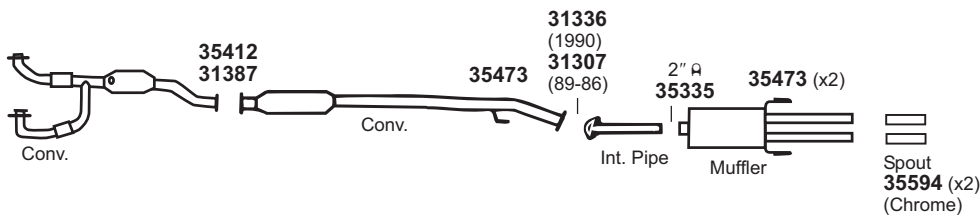
For 54601: SoundFX 18967

# SUBARU XT

(12065) 1991-88 6 CYL. XT-6 COUPE w/2.7L ENG.



(12066) 1990-86 4 CYL. XT COUPE w/1.8L ENG., F.W.D.

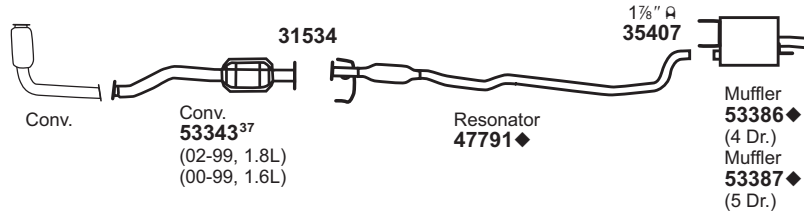


31307 Gskt.	31310 Gskt.	31336 Gskt.	31362 Gskt.	31387 Gskt.	31388 Gskt.	31613 Gskt.	35129 Bolt Kit	35412 Bolt Kit	35473 Insl.	35725 Insl.			

NOT LEGAL FOR SALE IN STATE OF CALIFORNIA  
IN NEW YORK STATE, CONVERTERS LISTED ARE LEGAL FOR FEDERAL/EPA EMISSION VEHICLES ONLY

# SUZUKI Esteem

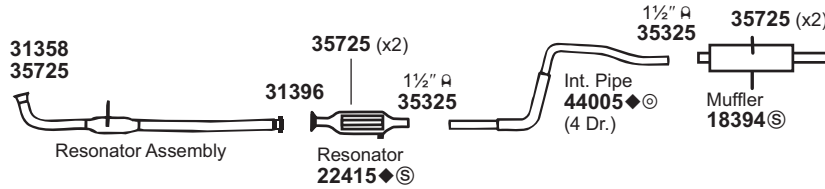
(12067) 2002-98 4 CYL. ESTEEM w/1.6L, 1.8L ENG.



For 53343: Univ. Conv. 93236#

# SUZUKI Forsa

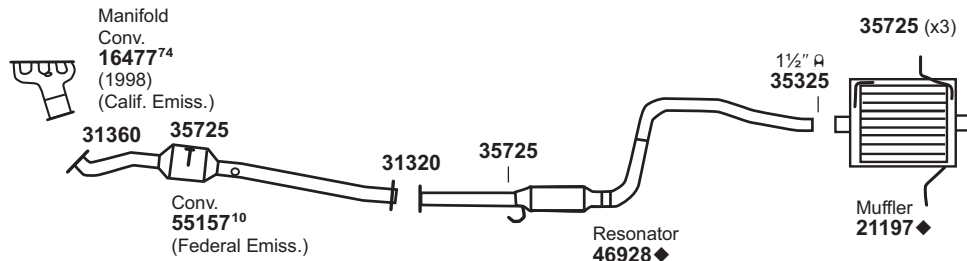
(12068) 1988-87 3 CYL. CANADA FORSA w/61 C.I.D. (1.0L) ENG. (EXC. TURBO)



# SUZUKI Samurai and Sidekick (See Truck Section)

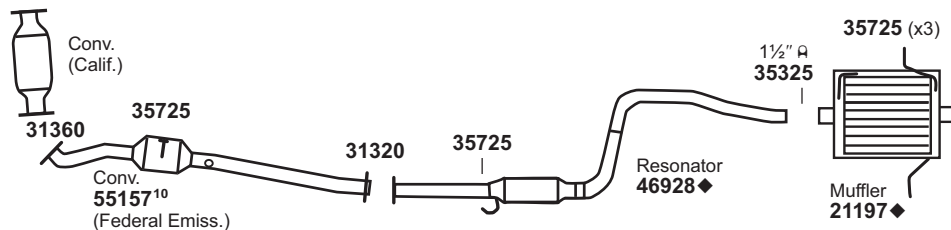
# SUZUKI Swift

(12069) 1998-96 4 CYL. SWIFT w/1.3L ENG.



For 21197: SoundFX 18366  
For 55157: Univ. Conv. 93236#

(12070) 1995 4 CYL. SWIFT w/1.3L ENG.



For 21197: SoundFX 18366  
For 55157: Univ. Conv. 93236#

31320 Gskt.	31358 Gskt.	31360 Gskt.	31396 Gskt.	31534 Gskt.	35725 Insl.								

NOT LEGAL FOR SALE IN STATE OF CALIFORNIA  
IN NEW YORK STATE, CONVERTERS LISTED ARE LEGAL FOR FEDERAL/EPA EMISSION VEHICLES ONLY

- ◆ If welded assembly, replace all required parts.
- Ⓢ W/welded Heat Shield.
- Ⓢ Air Gap Pipe. Appearance may be different than O.E. Pipe. Air space between Pipes acts as a Heat Insulator.

- # Modifications and/or additional parts required.
- 10 Fits Federal/EPA Emission Vehicles.
- 37 Fits All Emissions Vehicles.
- 74 Fits California/50 State Emission Vehicles.

GENERAL INFORMATION

PASSENGER CAR

LIGHT TRUCK

MUFFLER SPECS.

OPTIONAL MUFFLERS

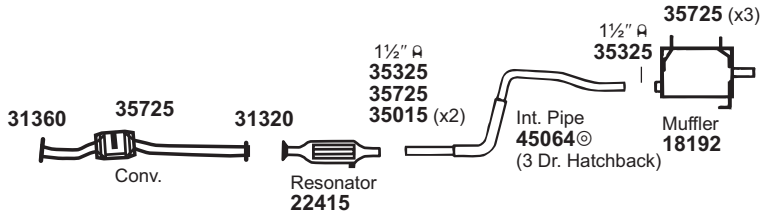
CONVERTER SPECS.

ACCESSORIES

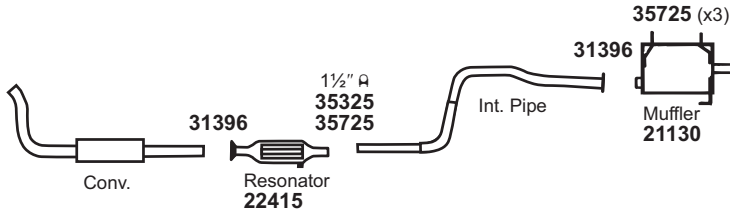
FOOTNOTES

# SUZUKI Swift

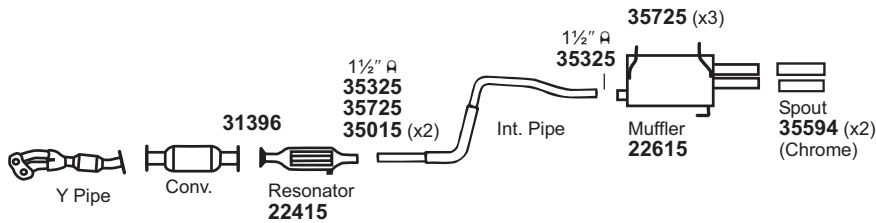
(12071) 1994-89 4 CYL. 3 & 5 DR HATCHBACK w/1.3L SOHC ENG. (EXC. GT)



(12072) 1994-92 4 CYL. CANADA SWIFT 4 DR. SEDAN w/1.3L ENG. (EXC. TURBO)



(12073) 1994-89 4 CYL. G.T. MODEL w/1.3L, DOHC ENG.

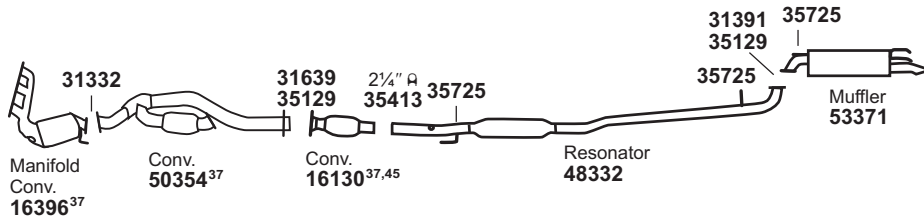


## SUZUKI Vitara (See Truck Section)

## TOYOTA 4-Runner (See Truck Section)

## TOYOTA Avalon

(12074) 2004-00 6 CYL. AVALON, AVALON XL, XLS w/3.0L ENG.



For 16130: Univ. Conv. 93252#

31320 Gskt.	31332 Gskt.	31360 Gskt.	31391 Gskt.	31396 Gskt.	31639 Gskt.	35015 Insl.	35129 Bolt Kit	35725 Insl.						

NOT LEGAL FOR SALE IN STATE OF CALIFORNIA  
IN NEW YORK STATE, CONVERTERS LISTED ARE LEGAL FOR FEDERAL/EPA EMISSION VEHICLES ONLY

© Air Gap Pipe. Appearance may be different than O.E. Pipe. Air space between Pipes acts as a Heat Insulator.

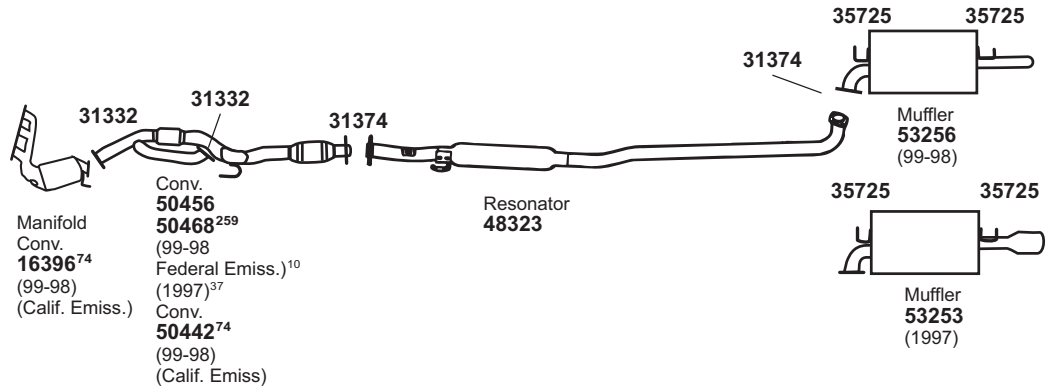
# Modifications and/or additional parts required.

#7 Fits All Emissions Vehicles.

45 OE exhaust system is completely welded. Additional adapters and cutting the OE pipes may be required to complete installation. Only failed Converters may be replaced.

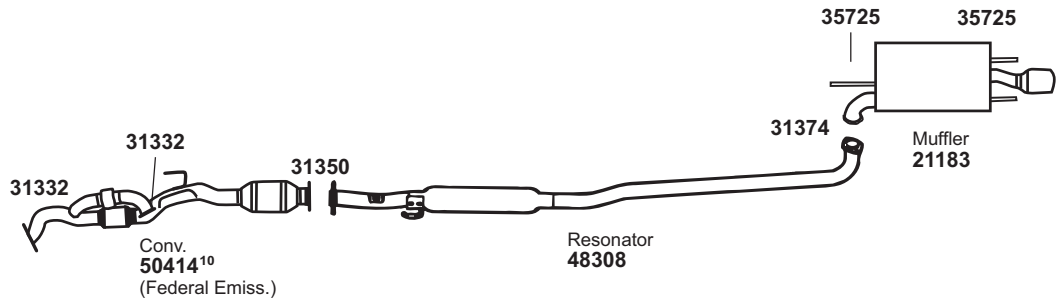
# TOYOTA Avalon

(12075) 1999-97 6 CYL. AVALON w/3.0L ENG.



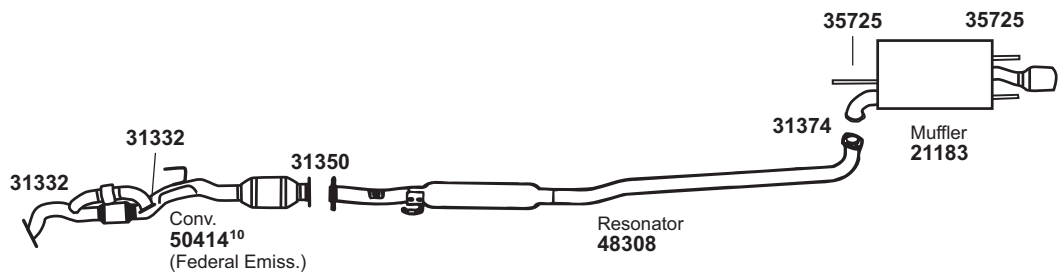
For 50442: Univ. Conv. 93252#

(12076) 1996 6 CYL. AVALON w/3.0L ENG.



For 50414: Univ. Conv. 15052#

(12077) 1995 6 CYL. AVALON w/3.0L ENG.



For 50414: Univ. Conv. 15052#

31332 Gskt.	31350 Gskt.	31374 Gskt.	35725 Insl.										

NOT LEGAL FOR SALE IN STATE OF CALIFORNIA  
IN NEW YORK STATE, CONVERTERS LISTED ARE LEGAL FOR FEDERAL/EPA EMISSION VEHICLES ONLY

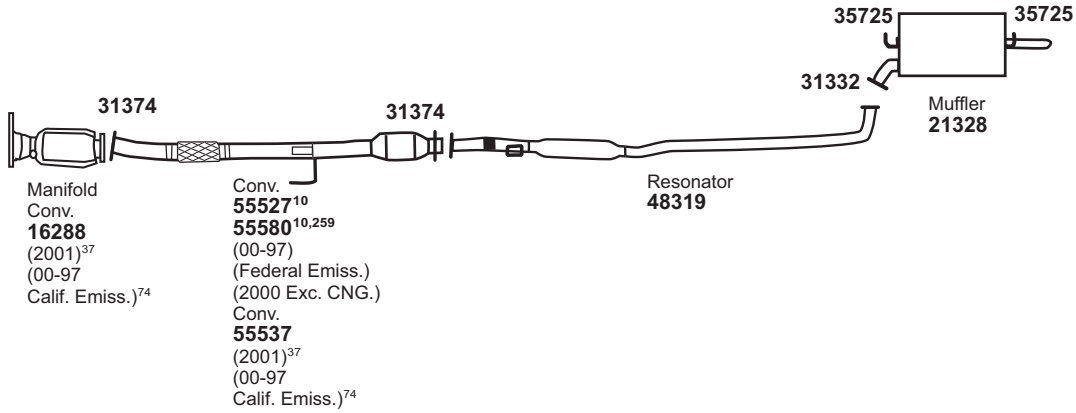
# Modifications and/or additional parts required.  
10 Fits Federal/EPA Emission Vehicles.  
37 Fits All Emissions Vehicles.

74 Fits California/50 State Emission Vehicles.  
259 Optional Part Number - Extra Precious Metal Loading.

- GENERAL INFORMATION
- PASSENGER CAR
- LIGHT TRUCK
- MUFFLER SPECS.
- OPTIONAL MUFFLERS
- CONVERTER SPECS.
- ACCESSORIES
- FOOTNOTES

# TOYOTA Camry

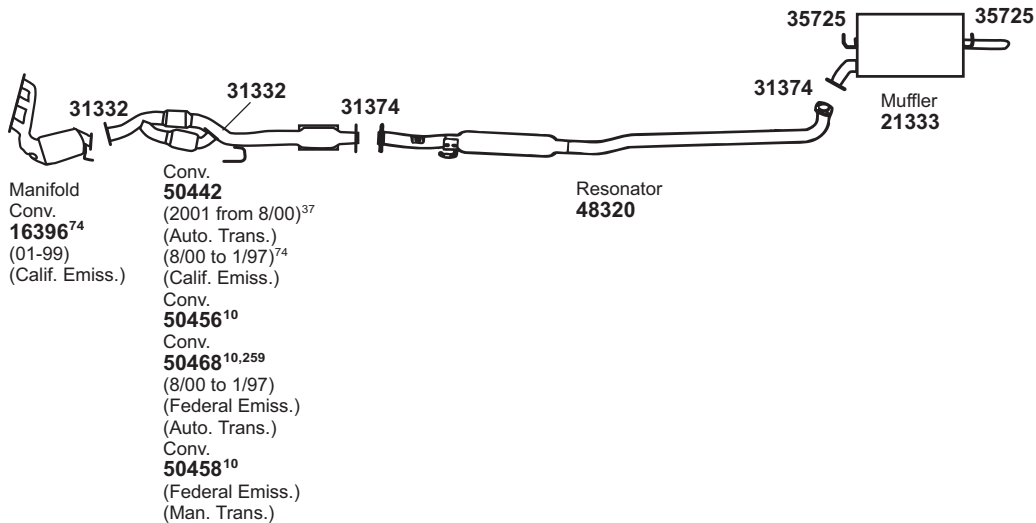
(12078) 2001-97 4 CYL. CAMRY w/2.2L ENG. (EXC. CNG)



For 21328: SoundFX 18903

Tru-Fit 18101#

(12079) 2001-97 6 CYL. CAMRY w/3.0L ENG.






For 21333: SoundFX 18969

Super Turbo 17731#

Ultra Flo SS 17282#

For 50442: Univ. Conv. 93252#

31332 Gskt. 	31374 Gskt. 	35725 Insl. 																		
---	---	---	--	--	--	--	--	--	--	--	--	--	--	--	--	--	--	--	--	--

NOT LEGAL FOR SALE IN STATE OF CALIFORNIA  
IN NEW YORK STATE, CONVERTERS LISTED ARE LEGAL FOR FEDERAL/EPA EMISSION VEHICLES ONLY

# Modifications and/or additional parts required.

10 Fits Federal/EPA Emission Vehicles.

37 Fits All Emissions Vehicles.

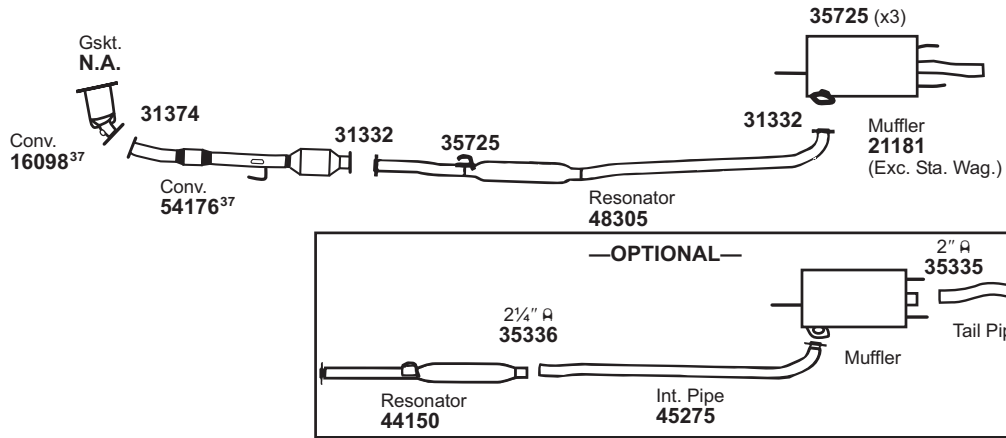
74 Fits California/50 State Emission Vehicles.

259 Optional Part Number - Extra Precious Metal Loading.



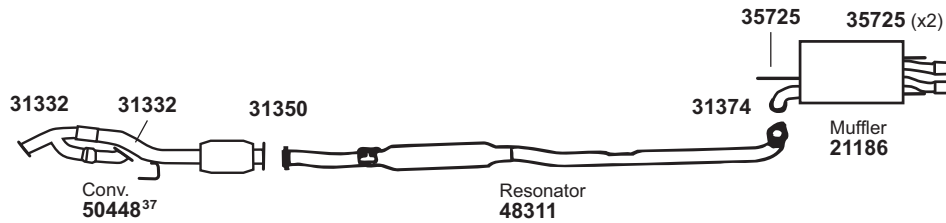
# TOYOTA Camry

(12080) 1996 4 CYL. CAMRY w/2.2L (5SFE) ENG.

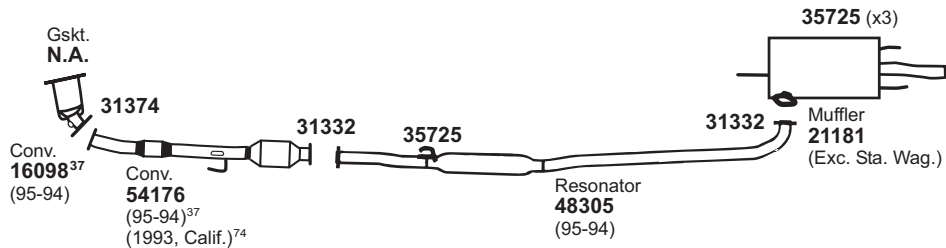


For 21181: SoundFX 18852  
For 54176: Univ. Conv. 15036#

(12081) 1996 6 CYL. CAMRY w/3.0L ENG. (EXC. STATION WAGON)

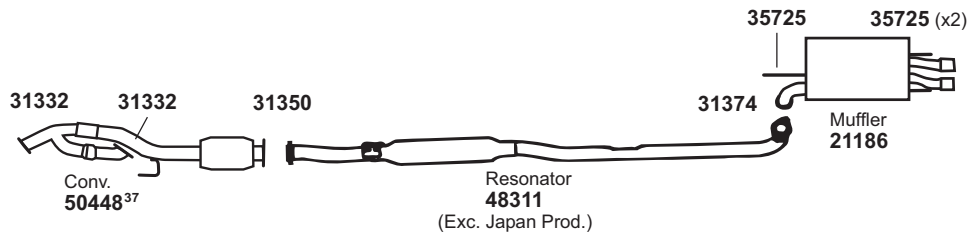


(12082) 1995-94 4 CYL. CAMRY w/2.2L (5SFE) ENG.  
1993-92 4 CYL. CAMRY w/2.2L (5SFE) ENG., CALIF.



For 21181: SoundFX 18852  
For 54176: Univ. Conv. 15036#

(12083) 1995 6 CYL. CAMRY w/3.0L ENG. (EXC. STATION WAGON)



31332 Gskt.	31350 Gskt.	31374 Gskt.	35725 Insl.										

NOT LEGAL FOR SALE IN STATE OF CALIFORNIA  
IN NEW YORK STATE, CONVERTERS LISTED ARE LEGAL FOR FEDERAL/EPA EMISSION VEHICLES ONLY

# Modifications and/or additional parts required.  
37 Fits All Emissions Vehicles.

74 Fits California/50 State Emission Vehicles.

GENERAL INFORMATION  
PASSENGER CAR  
LIGHT TRUCK

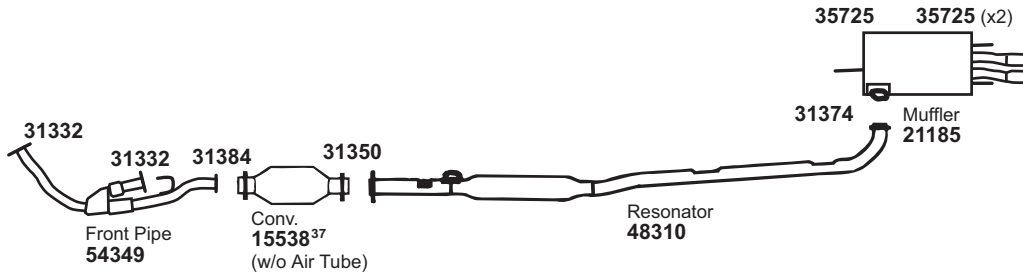
MUFFLER SPECS.  
OPTIONAL MUFFLERS

CONVERTER SPECS.  
ACCESSORIES

FOOTNOTES

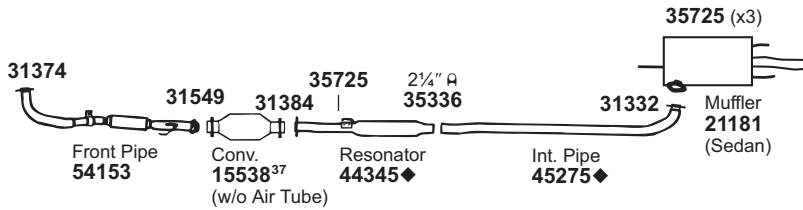
# TOYOTA Camry

(12084) 1994 6 CYL. CAMRY w/3.0L ENG. (EXC. STATION WAGON)



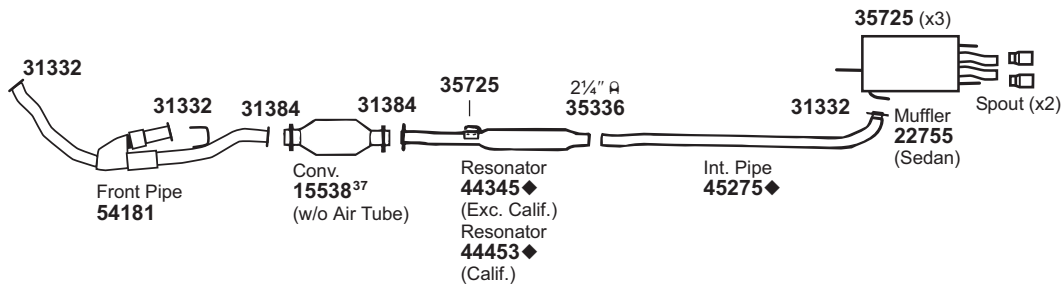
For 15538: Univ. Conv. 93236#  
For 21185: SoundFX 18854

(12085) 1993-92 4 CYL. CAMRY w/2.2L (5SFE) ENG., FEDERAL EMISSIONS



For 15538: Univ. Conv. 93236#  
For 21181: SoundFX 18852

(12086) 1993-92 6 CYL. CAMRY w/3.0L ENG. (3VZ-FE)



For 15538: Univ. Conv. 93236#  
For 22755: SoundFX 18855

31332 Gskt.	31350 Gskt.	31374 Gskt.	31384 Gskt.	31549 Gskt.	35725 Insl.								

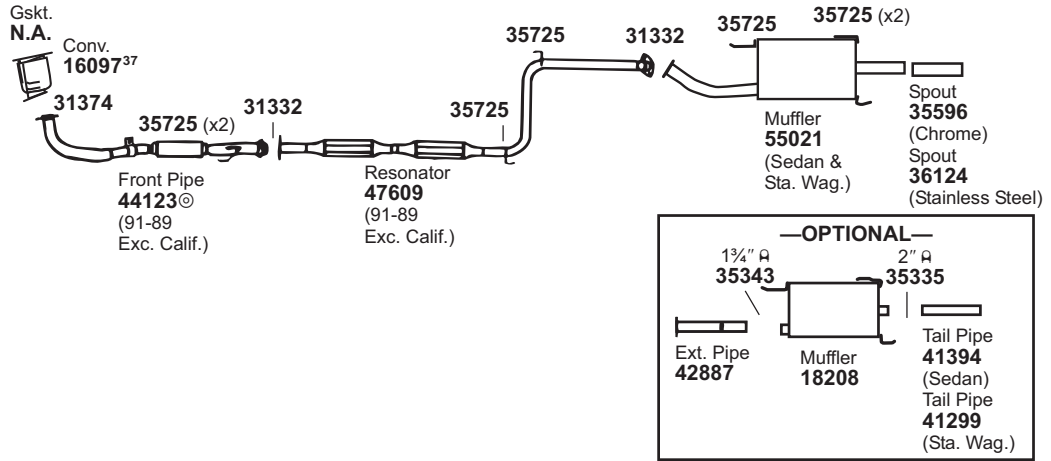
NOT LEGAL FOR SALE IN STATE OF CALIFORNIA  
IN NEW YORK STATE, CONVERTERS LISTED ARE LEGAL FOR FEDERAL/EPA EMISSION VEHICLES ONLY

720 ♦ If welded assembly, replace all required parts.  
# Modifications and/or additional parts required.

37 Fits All Emissions Vehicles.

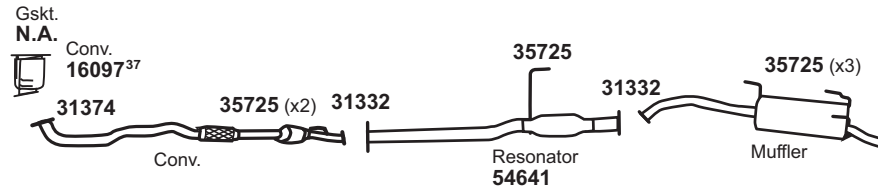
# TOYOTA Camry

(12087) 1991-87 4 CYL. CAMRY w/2.0L (3SFE) ENG. 2 W.D.

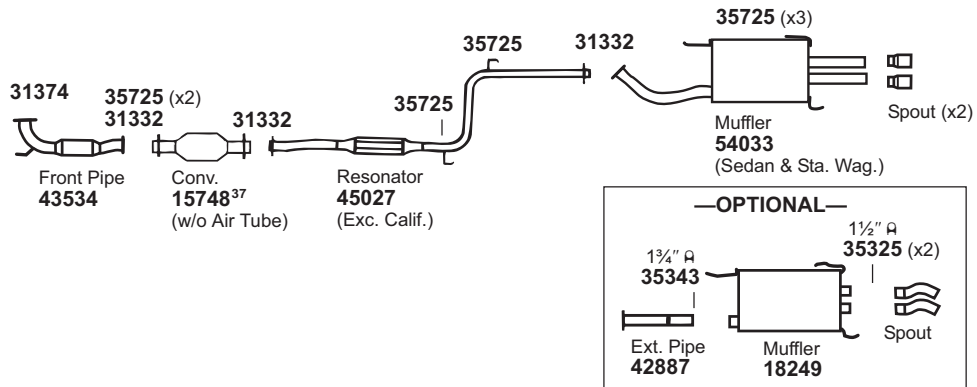


For 55021: SoundFX 18877

(12088) 1991-88 4 CYL. CAMRY w/2.0L (3SFE) ENG., 4 W.D.



(12089) 1991-88 6 CYL. CAMRY w/2.5L (2VZFE) ENG.



For 15748: Univ. Conv. 15037#

31332 Gskt.	31374 Gskt.	35725 Insl.																	

NOT LEGAL FOR SALE IN STATE OF CALIFORNIA  
IN NEW YORK STATE, CONVERTERS LISTED ARE LEGAL FOR FEDERAL/EPA EMISSION VEHICLES ONLY

Ⓞ Air Gap Pipe. Appearance may be different than O.E. Pipe. Air space between Pipes acts as a Heat Insulator.

# Modifications and/or additional parts required.  
37 Fits All Emissions Vehicles.

GENERAL INFORMATION

PASSENGER CAR

LIGHT TRUCK

MUFFLER SPECS.

OPTIONAL MUFFLERS

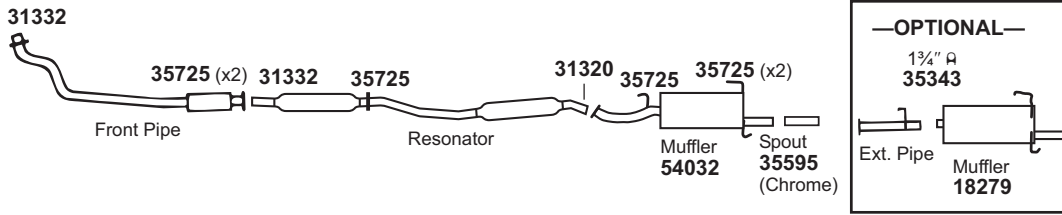
CONVERTER SPECS.

ACCESSORIES

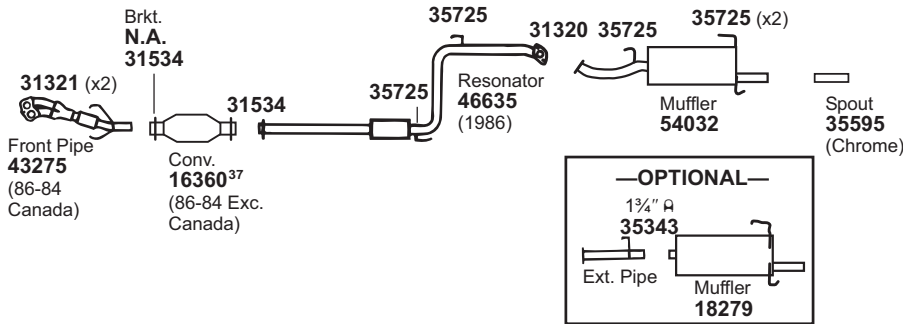
FOOTNOTES

# TOYOTA Camry

(12090) 1986-84 4 CYL. CAMRY w/1.8L, 2.0L TURBO DIESEL ENG.



(12091) 1986-83 4 CYL. CAMRY w/2.0L ENG.

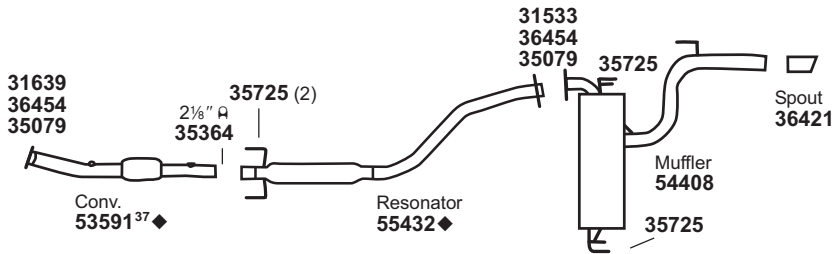


**NOTE:** Exhaust pipe (including converter) are a welded assembly.  
 To connect pipe 43275 to O.E. converter:  
 1) Cut original pipe 3/4" upstream of pipe-to-converter weld.  
 2) Overlap 43275 onto the remaining stub at converter inlet.

For 16360: Univ. Conv. 15036#

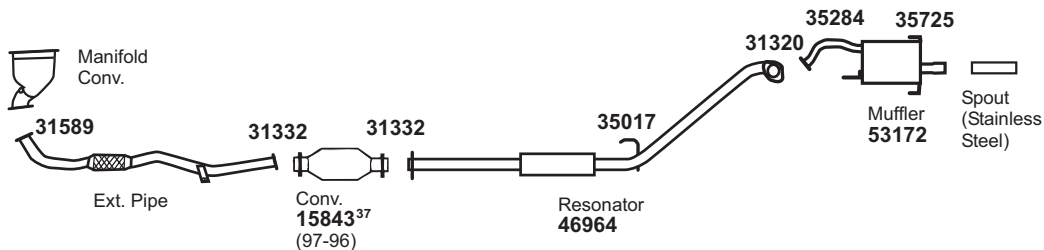
# TOYOTA Celica

(12092) 2005-00 4 CYL. CELICA GT w/1.8L (1ZZFE) ENG.



For 53591: Univ. Conv. 93252#

(12093) 1999-96 4 CYL. CELICA GT w/2.2L (5SFE) ENG.



For 15843: Univ. Conv. 93236#

31320 Gskt.	31321 Gskt.	31332 Gskt.	31533 Gskt.	31534 Gskt.	31589 Gskt.	31639 Gskt.	35017 Insl.	35079 Hex Nut	35284 Insl.	35725 Insl.	36454 Bolt Kit		

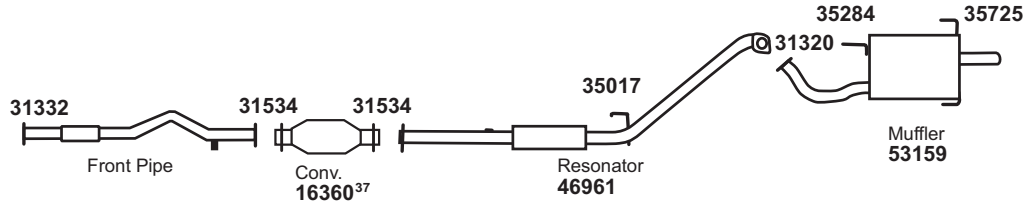
NOT LEGAL FOR SALE IN STATE OF CALIFORNIA  
 IN NEW YORK STATE, CONVERTERS LISTED ARE LEGAL FOR FEDERAL/EPA EMISSION VEHICLES ONLY

722 ♦ If welded assembly, replace all required parts.  
 # Modifications and/or additional parts required.

37 Fits All Emissions Vehicles.

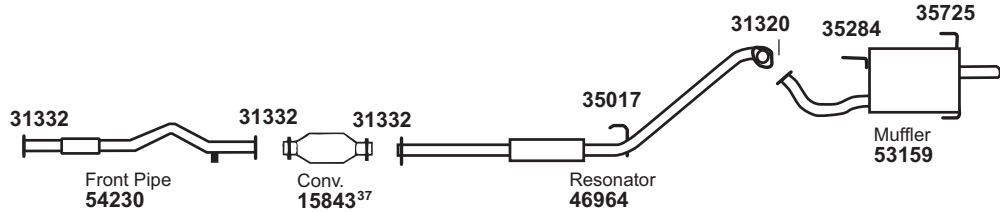
# TOYOTA Celica

(12094) 1997-96 4 CYL. CELICA ST w/1.8L (7AFE) ENG.



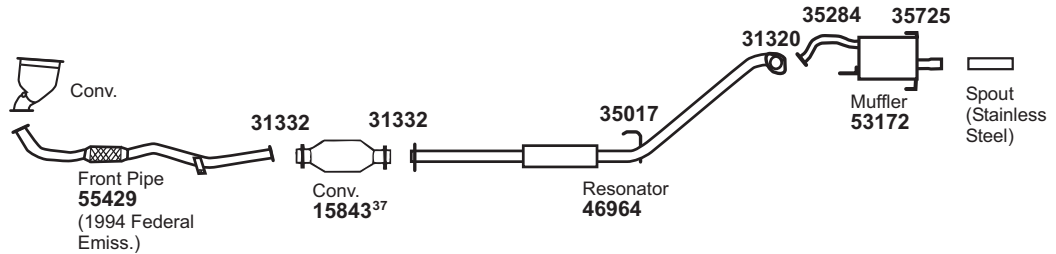
For 16360: Univ. Conv. 15036#

(12095) 1995-94 4 CYL. CELICA ST w/1.8L (7AFE) ENG.



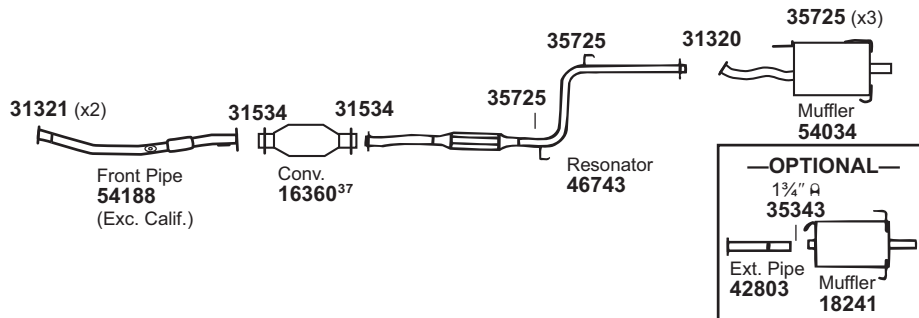
For 15843: Univ. Conv. 93236#

(12096) 1995-94 4 CYL. CELICA GT w/2.2L (5SFE) ENG.



For 15843: Univ. Conv. 93236#

(12097) 1993-90 4 CYL. CELICA ST w/1.6L (4AFE) ENG.



For 16360: Univ. Conv. 15036#

31320 Gskt.	31321 Gskt.	31332 Gskt.	31534 Gskt.	35017 Insl.	35284 Insl.	35725 Insl.								

NOT LEGAL FOR SALE IN STATE OF CALIFORNIA  
IN NEW YORK STATE, CONVERTERS LISTED ARE LEGAL FOR FEDERAL/EPA EMISSION VEHICLES ONLY

# Modifications and/or additional parts required.

37 Fits All Emissions Vehicles.

GENERAL INFORMATION

PASSENGER CAR

LIGHT TRUCK

MUFFLER SPECS.

OPTIONAL MUFFLERS

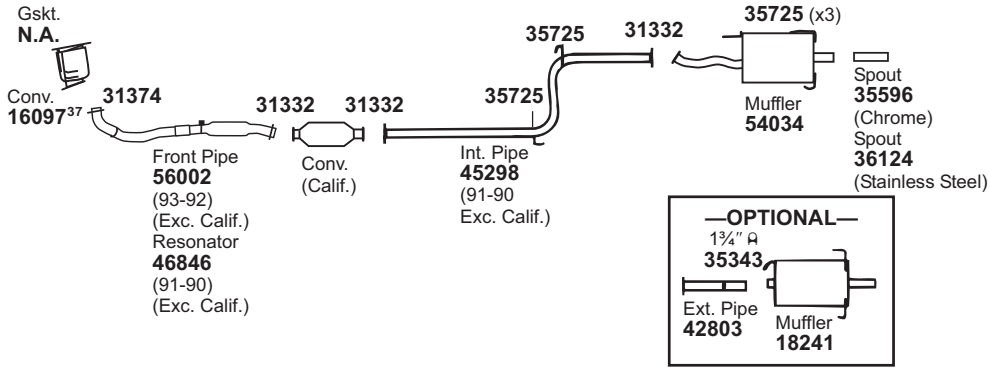
CONVERTER SPECS.

ACCESSORIES

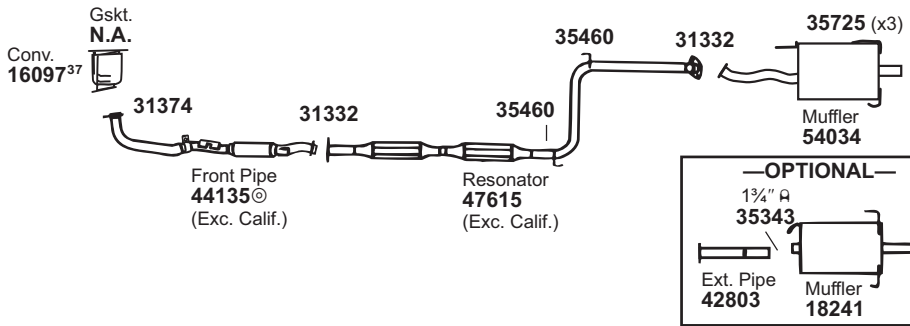
FOOTNOTES

# TOYOTA Celica

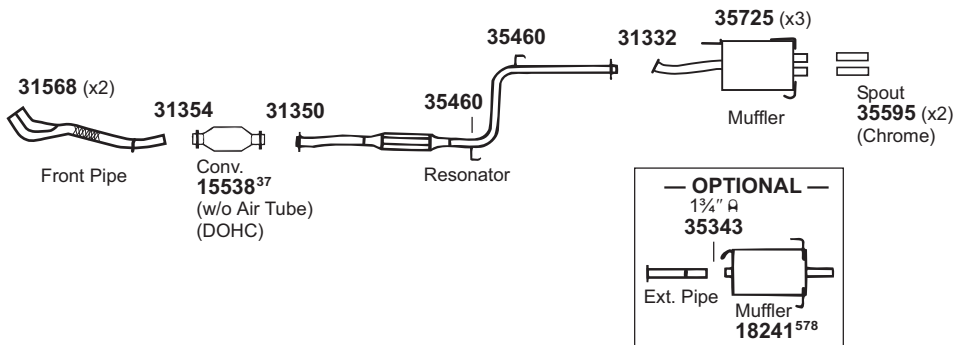
(12098) 1993-90 4 CYL. CELICA GT w/2.2L (5SFE) ENG. (EXC. GTS, TURBO)



(12099) 1989 4 CYL. CELICA w/2.0L (3SFE) ENG. (EXC. GTS, TURBO)



(12100) 1989-86 4 CYL. CELICA GTS SPORT COUPE & LIFTBACK w/2.0L (3SGELC) ENG. (EXC. TURBO)



For 15538: Univ. Conv. 93236#

31332 Gskt.	31350 Gskt.	31354 Gskt.	31374 Gskt.	31568 Gskt.	35460 Insl.	35725 Insl.												

NOT LEGAL FOR SALE IN STATE OF CALIFORNIA  
 IN NEW YORK STATE, CONVERTERS LISTED ARE LEGAL FOR FEDERAL/EPA EMISSION VEHICLES ONLY

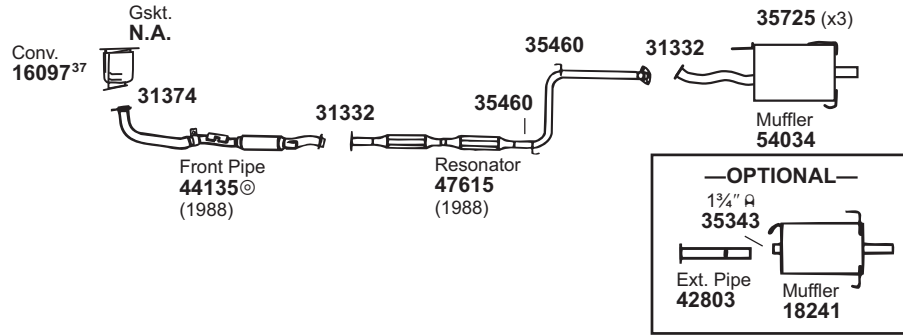
© Air Gap Pipe. Appearance may be different than O.E. Pipe. Air space between Pipes acts as a Heat Insulator.

37 Fits All Emissions Vehicles.

578 Single Outlet Muffler replaces Dual Outlet. Requires 42803 Inlet Pipe.

# TOYOTA Celica

(12101) 1988-87 4 CYL. CELICA w/2.0L (3SFE) ENG. (EXC. GTS) (EXC. TURBO 4 W.D.)

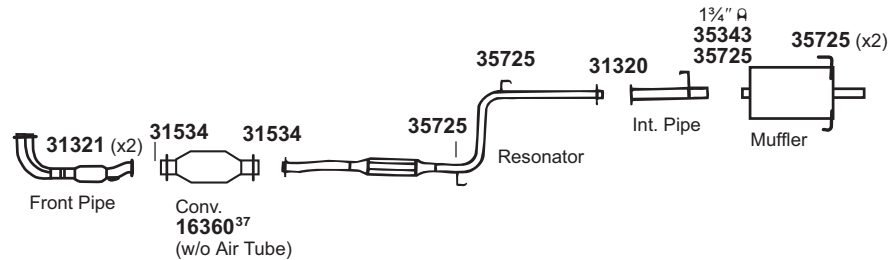


GENERAL INFORMATION

PASSENGER CAR

LIGHT TRUCK

(12102) 1986 4 CYL. CELICA w/2.0L ENG. (EXC. GTS)

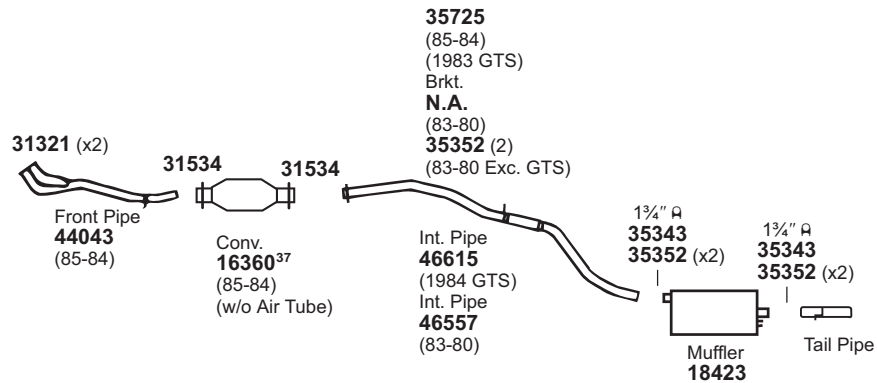


For 16360: Univ. Conv. 15036#

MUFFLER SPECS.

OPTIONAL MUFFLERS

(12103) 1985-84 4 CYL. CELICA w/2.4L ENG. (EXC. GTS)  
 1984-83 4 CYL. CELICA GTS SPORT COUPE w/2.4L ENG.  
 1983-80 4 CYL. CELICA w/2.2L, 2.4L ENG. (EXC. GTS) w/CONVERTER



For 16360: Univ. Conv. 15036#  
 For 18423: Tru-Fit 18144

Univ. SoundFX 17830#

Super Turbo 17742#

CONVERTER SPECS.

ACCESSORIES

FOOTNOTES

31320 Gskt.	31321 Gskt.	31332 Gskt.	31374 Gskt.	31534 Gskt.	35352 Insl.	35460 Insl.	35725 Insl.						

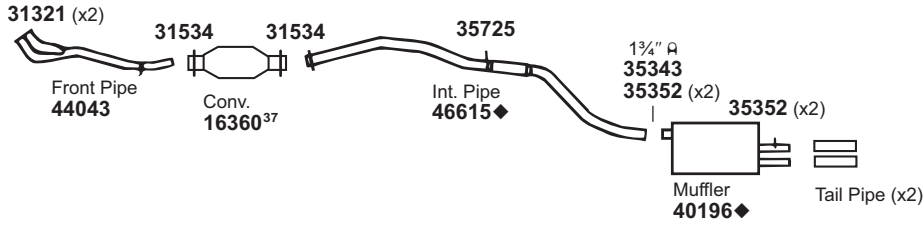
NOT LEGAL FOR SALE IN STATE OF CALIFORNIA  
 IN NEW YORK STATE, CONVERTERS LISTED ARE LEGAL FOR FEDERAL/EPA EMISSION VEHICLES ONLY

© Air Gap Pipe. Appearance may be different than O.E. Pipe. Air space between Pipes acts as a Heat Insulator.

# Modifications and/or additional parts required.  
 37 Fits All Emissions Vehicles.

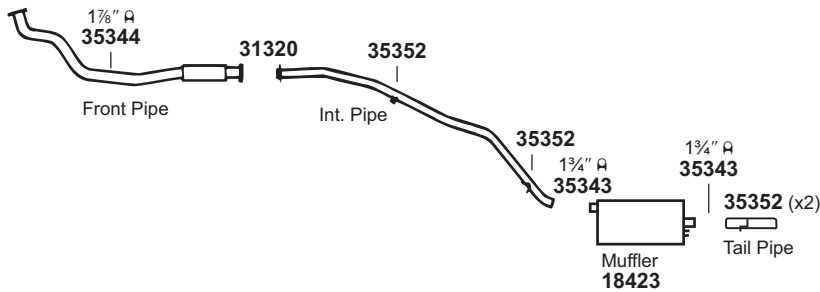
# TOYOTA Celica

(12104) 1985 4 CYL. CELICA GTS SPORT COUPE w/2.4L (2400cc) ENG.



For 16360: Univ. Conv. 15036#  
 For 40196: Univ. SoundFX 17826#

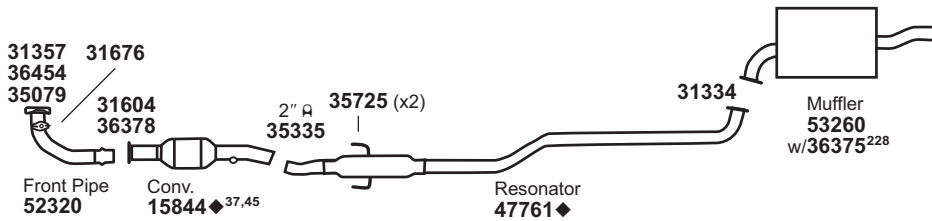
(12105) 1980 4 CYL. CANADA CELICA w/o CONVERTER



For 18423: Tru-Fit 18144      Univ. SoundFX 17830#      Super Turbo 17742#

# TOYOTA Corolla

(12106) 2002-98 4 CYL. COROLLA w/1.8L ENG.



For 15844: Univ. Conv. 93251#  
 For 53260: SoundFX 18597      Tru-Fit 18150#

31320 Gskt.	31321 Gskt.	31334 Gskt.	31357 Gskt.	31534 Gskt.	31604 Gskt.	31676 Gskt.	35079 Hex Nut	35352 Insl.	35725 Insl.	36375 Strap	36378 Clmp.	36454 Bolt Kit	

**NOT LEGAL FOR SALE IN STATE OF CALIFORNIA  
 IN NEW YORK STATE, CONVERTERS LISTED ARE LEGAL FOR FEDERAL/EPA EMISSION VEHICLES ONLY**

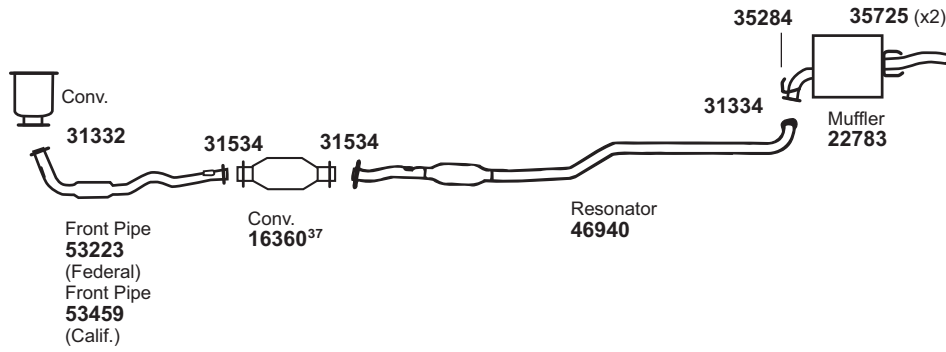
- ◆ If welded assembly, replace all required parts.
- # Modifications and/or additional parts required.
- 37 Fits All Emissions Vehicles.

- 45 OE exhaust system is completely welded. Additional adapters and cutting the OE pipes may be required to complete installation. Only failed Converters may be replaced.
- 228 Will not fit on O.E. Muffler.



# TOYOTA Corolla

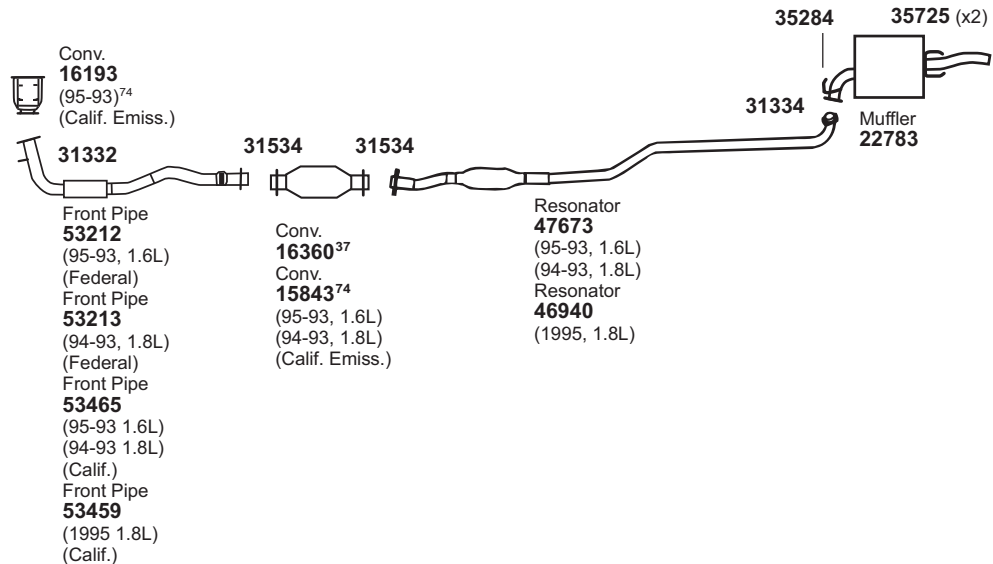
(12107) 1997-96 4 CYL. COROLLA w/1.6L, 1.8L ENG.



For 16360: Univ. Conv. 15036#  
For 22783: SoundFX 18446

Tru-Fit 18528#

(12108) 1995-93 4 CYL. COROLLA w/1.6L, 1.8L ENG.



For 15843: Univ. Conv. 93236#  
For 16360: Univ. Conv. 15036#  
For 22783: SoundFX 18446

Tru-Fit 18528#

31332 Gskt.	31334 Gskt.	31534 Gskt.	35284 Insl.	35725 Insl.										

NOT LEGAL FOR SALE IN STATE OF CALIFORNIA  
IN NEW YORK STATE, CONVERTERS LISTED ARE LEGAL FOR FEDERAL/EPA EMISSION VEHICLES ONLY

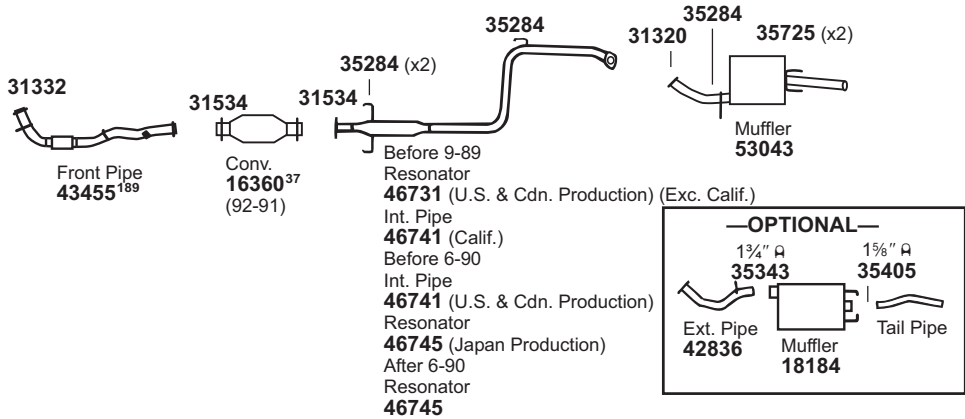
# Modifications and/or additional parts required.  
37 Fits All Emissions Vehicles.

74 Fits California/50 State Emission Vehicles.

- GENERAL INFORMATION
- PASSENGER CAR
- LIGHT TRUCK
- MUFFLER SPECS.
- OPTIONAL MUFFLERS
- CONVERTER SPECS.
- ACCESSORIES
- FOOTNOTES

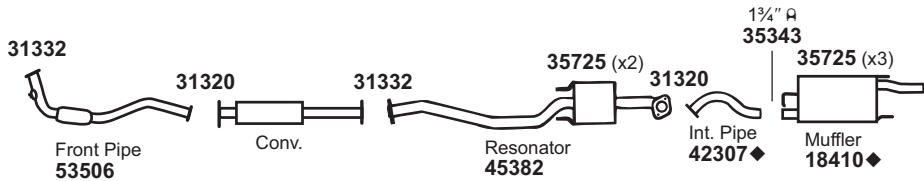
# TOYOTA Corolla

(12109) 1992-90 4 CYL. COROLLA SEDAN, WAGON w/1.6L ENG., F.W.D.

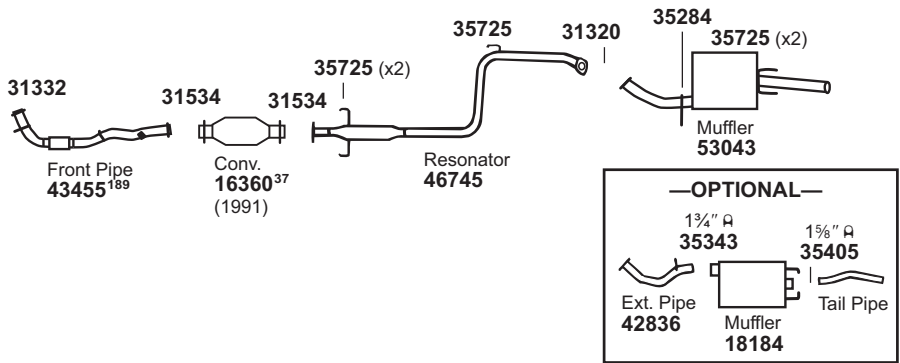


For 16360: Univ. Conv. 15036#  
 For 18184: Tru-Fit 18528  
 For 53043: SoundFX 18859

(12110) 1992-91 4 CYL. COROLLA WAGON w/1.6L ENG., A.W.D.  
 1990-89 4 CYL. COROLLA SEDAN, WAGON w/1.6L ENG., A.W.D.



(12111) 1991-90 4 CYL. COROLLA COUPE (EXC. GTS) w/1.6L (4AFE) ENG., F.W.D.



For 16360: Univ. Conv. 15036#  
 For 18184: Tru-Fit 18528  
 For 53043: SoundFX 18859

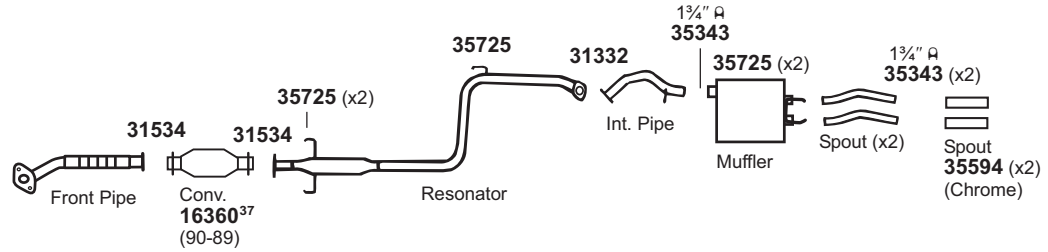
31320 Gskt.	31332 Gskt.	31534 Gskt.	35284 Insl.	35725 Insl.															

NOT LEGAL FOR SALE IN STATE OF CALIFORNIA  
 IN NEW YORK STATE, CONVERTERS LISTED ARE LEGAL FOR FEDERAL/EPA EMISSION VEHICLES ONLY

◆ If welded assembly, replace all required parts.  
 # Modifications and/or additional parts required.  
 189 5/8" diameter hole MUST be drilled through the large hole in the Sensor Flange, so the Sensor can be used.

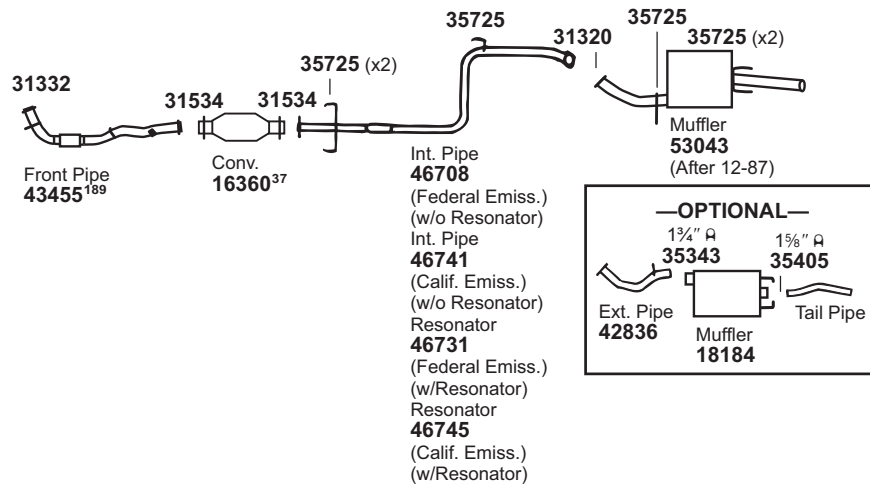
# TOYOTA Corolla

(12112) 1990-88 4 CYL. COROLLA GT-S COUPE w/1.6L (4A-GE) ENG.



For 16360: Univ. Conv. 15036#

(12113) 1989-88 4 CYL. COROLLA SR5 COUPE, (EXC. GT-S) SEDAN, WAGON w/1.6L 4AF ENG., F.W.D.

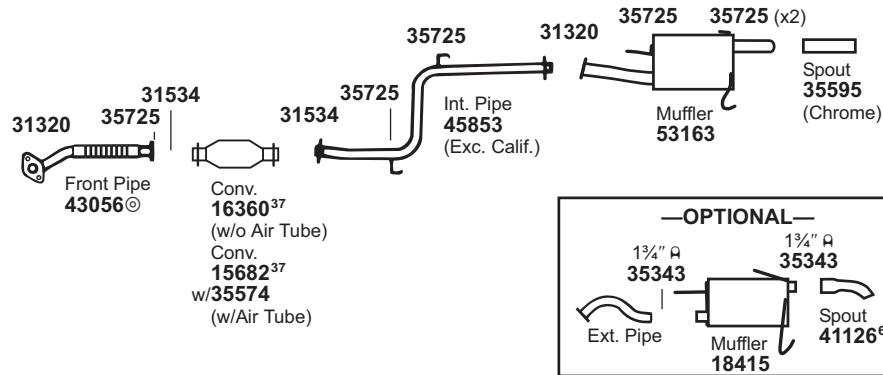


For 16360: Univ. Conv. 15036#

For 18184: Tru-Fit 18528

For 53043: SoundFX 18859

(12114) 1988-87 4 CYL. COROLLA FX w/1.6L 4ALC ENG.



For 15682: Univ. Conv. 15031#

For 16360: Univ. Conv. 15036#

31320 Gskt.	31332 Gskt.	31534 Gskt.	35725 Insl.										

NOT LEGAL FOR SALE IN STATE OF CALIFORNIA  
IN NEW YORK STATE, CONVERTERS LISTED ARE LEGAL FOR FEDERAL/EPA EMISSION VEHICLES ONLY

© Air Gap Pipe. Appearance may be different than O.E. Pipe. Air space between Pipes acts as a Heat Insulator.  
# Modifications and/or additional parts required.  
37 Fits All Emissions Vehicles.

61 Cut to fit.  
189 5/8" diameter hole MUST be drilled through the large hole in the Sensor Flange, so the Sensor can be used.

GENERAL INFORMATION

PASSENGER CAR

LIGHT TRUCK

MUFFLER SPECS.

OPTIONAL MUFFLERS

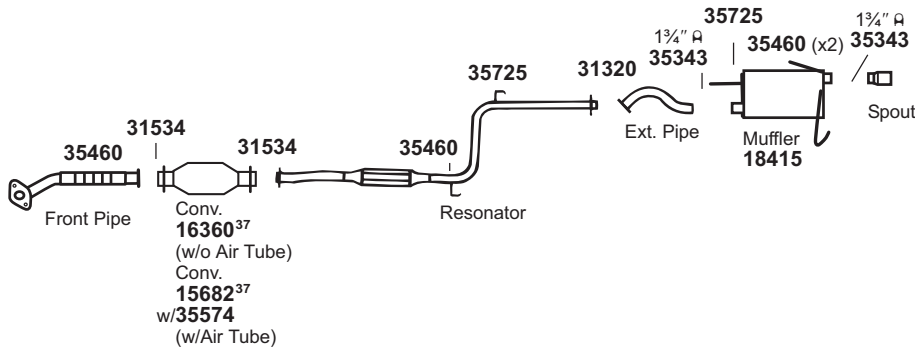
CONVERTER SPECS.

ACCESSORIES

FOOTNOTES

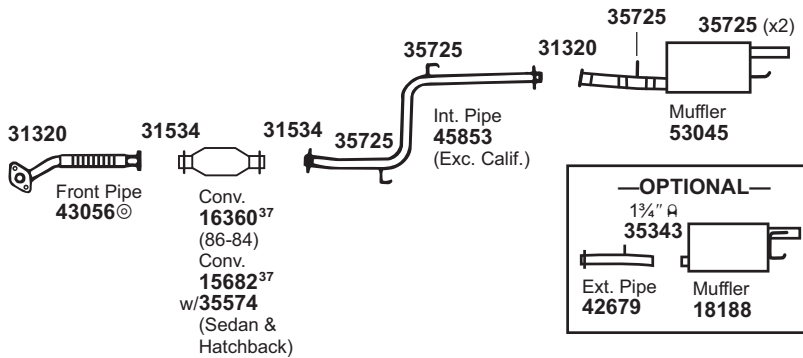
# TOYOTA Corolla

(12115) 1988-87 4 CYL. COROLLA FX-16, FX-16 GTS w/1.6L 4AGELC ENG.



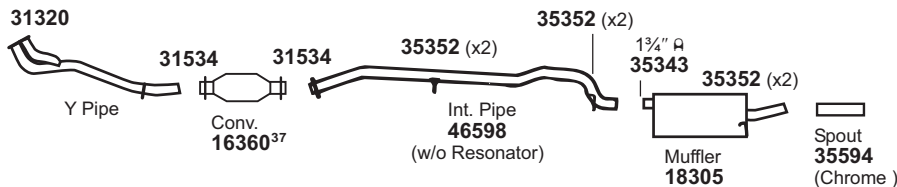
For 15682: Univ. Conv. 15031#  
For 16360: Univ. Conv. 15036#

(12116) 1987-84 4 CYL. U.S. COROLLA w/1.6L 4ALC ENG., F.W.D. (EXC. FX MODELS)



For 15682: Univ. Conv. 15031#  
For 16360: Univ. Conv. 15036#  
For 18188: Univ. SoundFX 17859# Super Turbo 17736#

(12117) 1987-85 4 CYL. COROLLA GTS SPORT COUPE w/1.6L ENG.



For 16360: Univ. Conv. 15036#  
For 18305: Tru-Fit 18144<sup>509</sup> Univ. SoundFX 17867# Super Turbo 17762<sup>576</sup>

31320 Gskt.	31534 Gskt.	35352 Insl.	35460 Insl.	35725 Insl.									

**NOT LEGAL FOR SALE IN STATE OF CALIFORNIA  
IN NEW YORK STATE, CONVERTERS LISTED ARE LEGAL FOR FEDERAL/EPA EMISSION VEHICLES ONLY**

© Air Gap Pipe. Appearance may be different than O.E. Pipe. Air space between Pipes acts as a Heat Insulator.

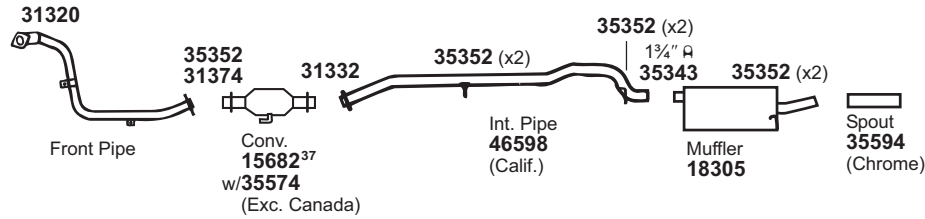
# Modifications and/or additional parts required.  
Fits All Emissions Vehicles.

509 Requires 41740 Spout & 35408 (2") Clamp.

576 For installation instructions and additional parts required, see the Cross Reference Chart in the Master Catalog.

# TOYOTA Corolla

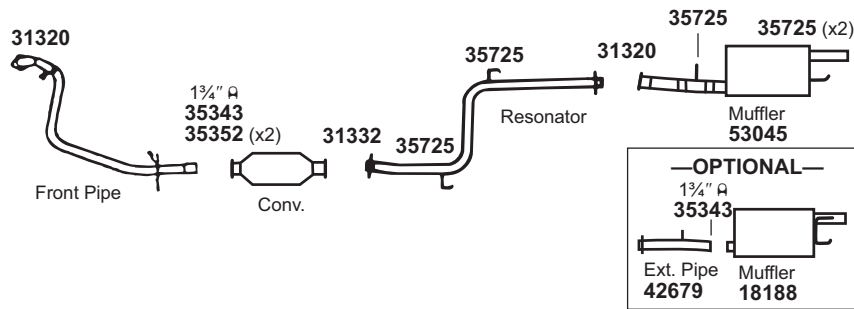
(12118) 1987-84 4 CYL. COROLLA SR-5 COUPE w/1.6L ENG., R.W.D. (EXC. GTS)  
 1983 4 CYL. COROLLA w/1.6L 4 AC ENG. (EXC. STATION WAGON)



For 15682: Univ. Conv. 15031#  
 For 18305: Tru-Fit 18144<sup>509</sup> Univ. SoundFX 17867# Super Turbo 17762<sup>576</sup>

GENERAL INFORMATION  
 PASSENGER CAR

(12119) 1986-84 4 CYL. CANADA COROLLA w/1.6L 4ALC ENG., F.W.D. (EXC. COUPE & GTS)



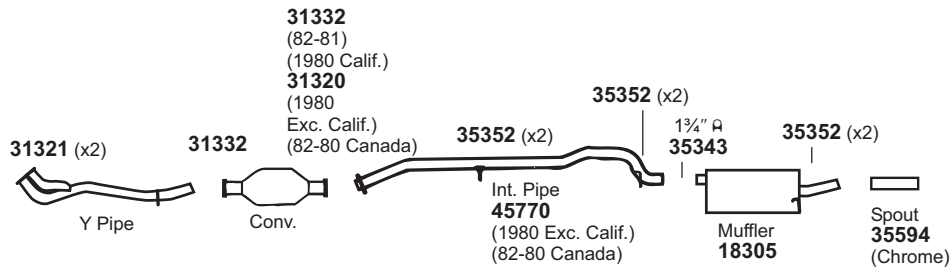
NOTE: Exhaust Pipes (including Converter) are a welded assembly. To connect Pipe 43345 to the O.E. converter:

- 1) Cut original pipe 5" in front of pipe to converter weld.
- 2) Overlap 43345 onto remaining stub on converter inlet.

For 18188: Univ. SoundFX 17859# Super Turbo 17736#

LIGHT TRUCK  
 MUFFLER SPECS.  
 OPTIONAL MUFFLERS  
 CONVERTER SPECS.

(12120) 1982-80 4 CYL. COROLLA SEDAN, COUPE, LIFTBACK w/1.8L ENG. (EXC. STATION WAGON)



For 18305: Tru-Fit 18144<sup>509</sup> Univ. SoundFX 17867# Super Turbo 17762<sup>576</sup>

ACCESSORIES  
 FOOTNOTES

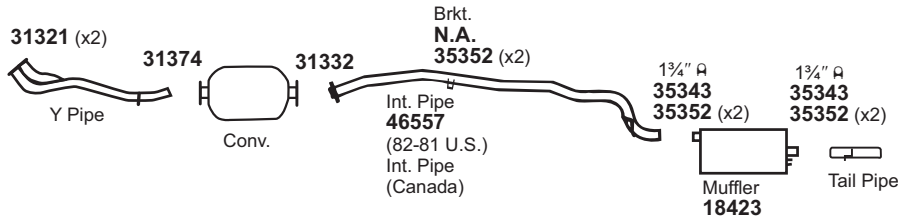
31320 Gskt.	31321 Gskt.	31332 Gskt.	31374 Gskt.	35352 Insl.	35725 Insl.														

NOT LEGAL FOR SALE IN STATE OF CALIFORNIA  
 IN NEW YORK STATE, CONVERTERS LISTED ARE LEGAL FOR FEDERAL/EPA EMISSION VEHICLES ONLY

# Modifications and/or additional parts required.  
 37 Fits All Emissions Vehicles.  
 509 Requires 41740 Spout & 35408 (2") Clamp.  
 576 For installation instructions and additional parts required, see the Cross Reference Chart in the Master Catalog.

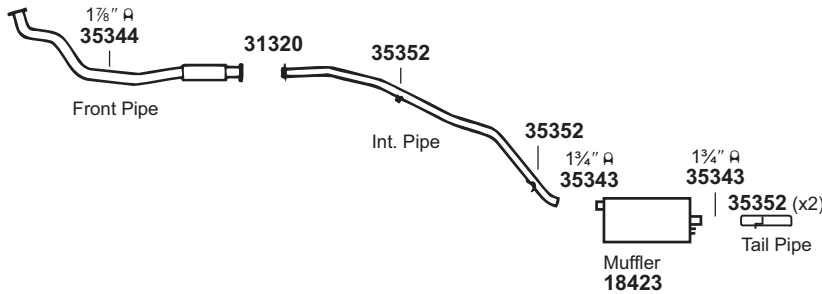
# TOYOTA Corona

(12121) 1982-81 4 CYL. CANADA CORONA  
 1982-80 4 CYL. U.S. CORONA w/2.2L, 2.4L ENG. (EXC. STATION WAGON)



For 18423: Tru-Fit 18144 Univ. SoundFX 17830# Super Turbo 17742#

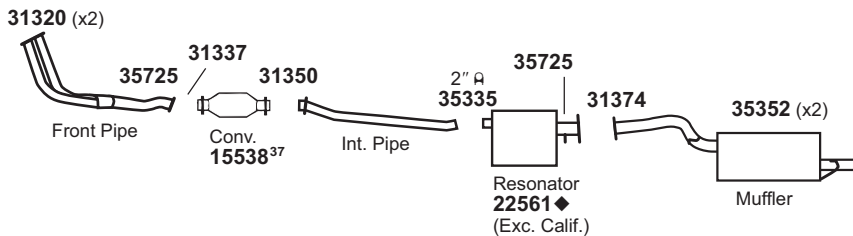
(12122) 1980-79 4 CYL. CANADA CORONA (EXC. STATION WAGON)



For 18423: Tru-Fit 18144 Univ. SoundFX 17830# Super Turbo 17742#

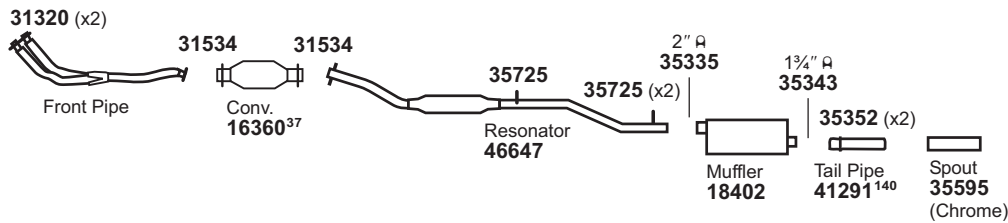
# TOYOTA Cressida

(12123) 1992-89 6 CYL. CRESSIDA SEDAN w/3.0L ENG.



For 15538: Univ. Conv. 93236#

(12124) 1988-85 6 CYL. CRESSIDA SEDAN w/2.8L ENG.



For 16360: Univ. Conv. 15036#  
 For 18402: Super Turbo 17783<sup>576</sup>

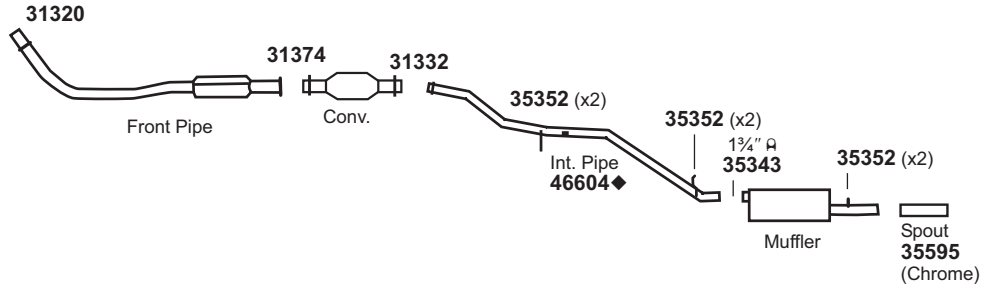
31320 Gskt.	31321 Gskt.	31332 Gskt.	31337 Gskt.	31350 Gskt.	31374 Gskt.	31534 Gskt.	35352 Insl.	35725 Insl.							

NOT LEGAL FOR SALE IN STATE OF CALIFORNIA  
 IN NEW YORK STATE, CONVERTERS LISTED ARE LEGAL FOR FEDERAL/EPA EMISSION VEHICLES ONLY

◆ If welded assembly, replace all required parts.  
 # Modifications and/or additional parts required.  
 732 37 Fits All Emissions Vehicles.  
 140 Cut 1/2" off Inlet for 1986.  
 576 For installation instructions and additional parts required, see the Cross Reference Chart in the Master Catalog.

# TOYOTA Cressida

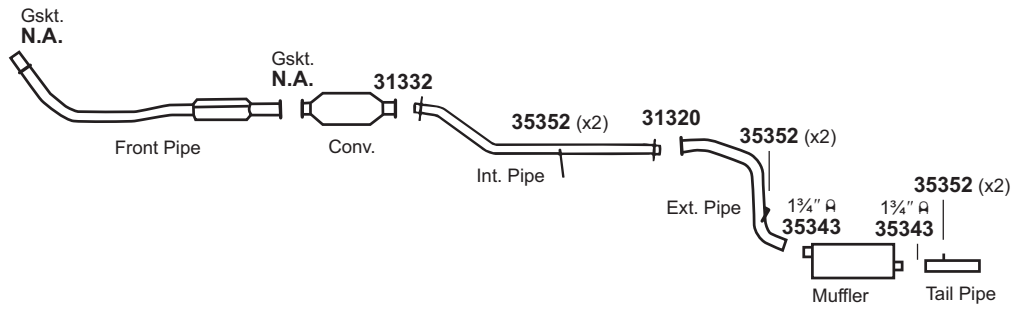
(12125) 1984-83 6 CYL. CRESSIDA SEDAN w/2.8L ENG. (BEFORE 4-84)



GENERAL INFORMATION

PASSENGER CAR

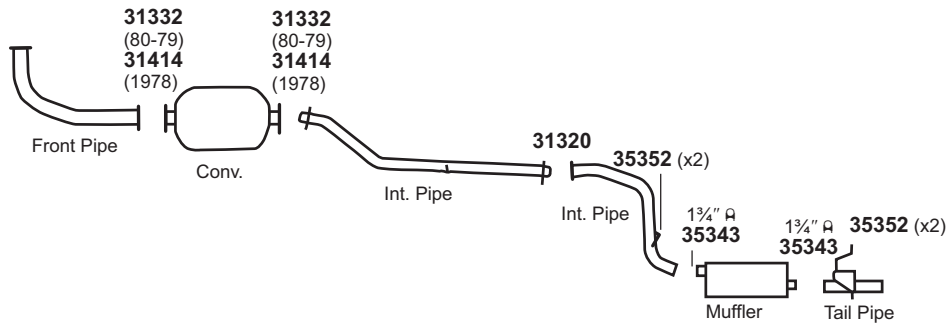
(12126) 1982-81 6 CYL. CRESSIDA SEDAN w/2754cc (2.8L) ENG.



LIGHT TRUCK

MUFFLER SPECS.

(12127) 1980-78 6 CYL. CRESSIDA SEDAN w/2563cc (2.6L) ENG.



OPTIONAL MUFFLERS

CONVERTER SPECS.

ACCESSORIES

FOOTNOTES

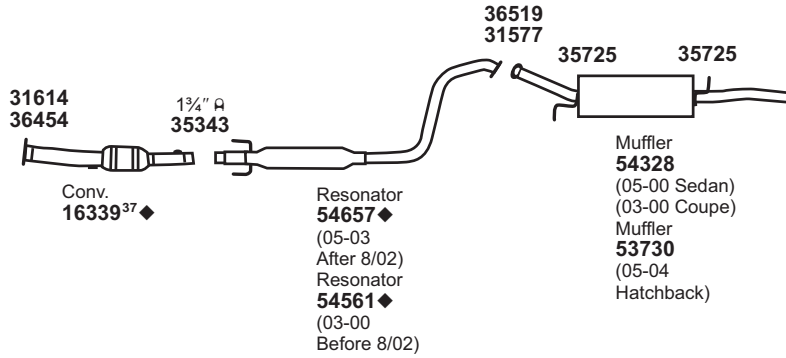
31320 Gskt.	31332 Gskt.	31374 Gskt.	31414 Gskt.	35352 Insl.															

NOT LEGAL FOR SALE IN STATE OF CALIFORNIA  
IN NEW YORK STATE, CONVERTERS LISTED ARE LEGAL FOR FEDERAL/EPA EMISSION VEHICLES ONLY

◆ If welded assembly, replace all required parts.

# TOYOTA Echo

(12128) 2005-00 4 CYL. ECHO w/1.5L ENG.



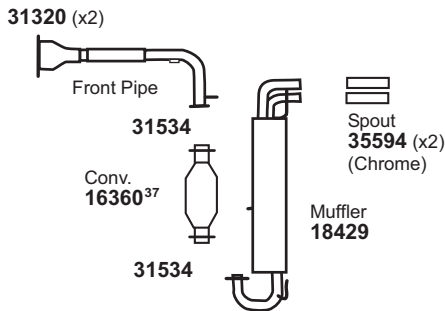
**NOTE:** To connect 16339 to original resonator pipe assembly:  
 1) Cut original pipe 2 1/2" downstream of last downstream O2 sensor.  
 2) Connect pipes using bushing connector & 35343 clamps.

For 16339: Univ. Conv. 93250#  
 For 54328: SoundFX 18961

# TOYOTA Highlander & Land Cruiser (See Truck Section)

## TOYOTA MR-2

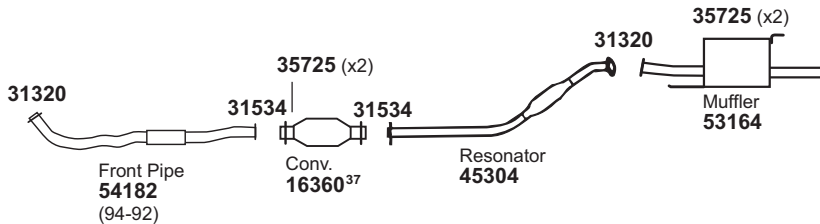
(12129) 1989-85 4 CYL. MR-2 w/1.6L ENG. (EXC. SUPERCHARGED ENG.)



For 16360: Univ. Conv. 15036#

## TOYOTA Paseo

(12130) 1995 4 CYL. PASEO w/1.5L DOHC ENG. (EXC. CALIF.)  
 1994-92 4 CYL. PASEO w/1.5L DOHC ENG.



For 16360: Univ. Conv. 15036#

## TOYOTA Previa (See Truck Section)

31320 Gskt.	31534 Gskt.	31577 Gskt.	31614 Gskt.	35725 Insl.	36454 Bolt Kit	36519 Clamp											

NOT LEGAL FOR SALE IN STATE OF CALIFORNIA  
 IN NEW YORK STATE, CONVERTERS LISTED ARE LEGAL FOR FEDERAL/EPA EMISSION VEHICLES ONLY

734 ◆ If welded assembly, replace all required parts.  
 # Modifications and/or additional parts required.

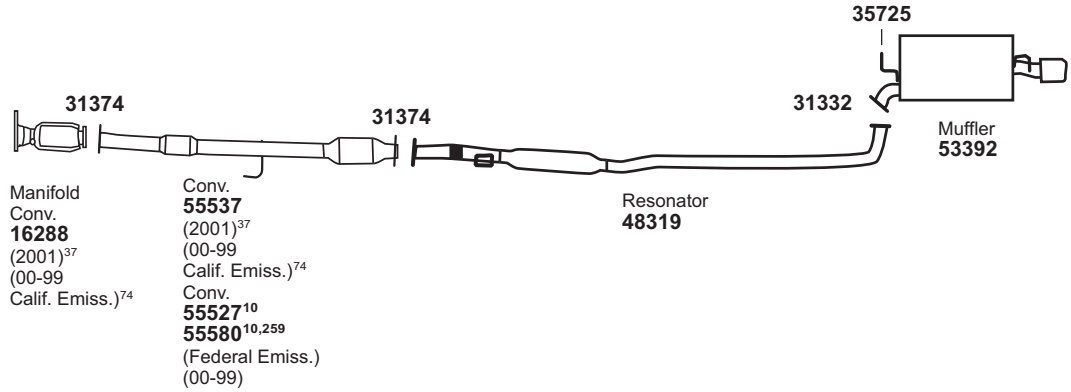
37 Fits All Emissions Vehicles.



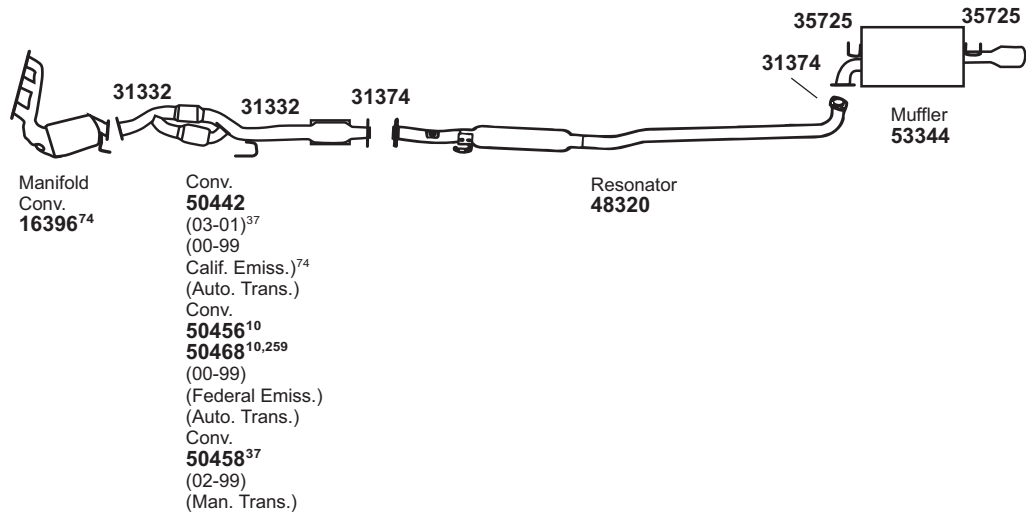
# TOYOTA RAV4 & Sequoia (See Truck Section)

## TOYOTA Solara

(12131) 2001-99 4 CYL. SOLARA w/2.2L ENG.



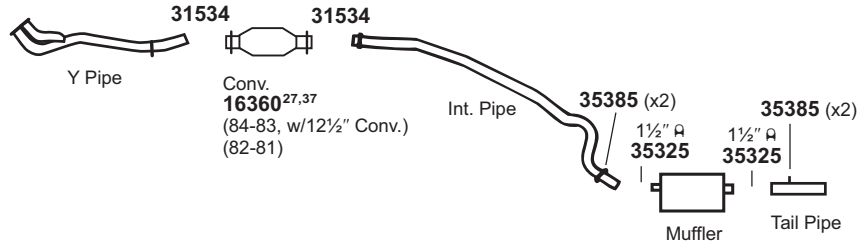
(12132) 2003-99 6 CYL. SOLARA w/3.0L ENG.



For 50442: Univ. Conv. 93252#

## TOYOTA Starlet

(12133) 1984-81 4 CYL. STARLET w/1.3L ENG.



For 16360: Univ. Conv. 15036#

31332 Gskt.	31374 Gskt.	31534 Gskt.	35385 O-Ring	35725 Insl.															

NOT LEGAL FOR SALE IN STATE OF CALIFORNIA  
IN NEW YORK STATE, CONVERTERS LISTED ARE LEGAL FOR FEDERAL/EPA EMISSION VEHICLES ONLY

# Modifications and/or additional parts required.  
10 Fits Federal/EPA Emission Vehicles.  
27 May require Temperature Sensor Adapter.

37 Fits All Emissions Vehicles.  
74 Fits California/50 State Emission Vehicles.  
259 Optional Part Number - Extra Precious Metal Loading.

GENERAL INFORMATION

PASSENGER CAR

LIGHT TRUCK

MUFFLER SPECS.

OPTIONAL MUFFLERS

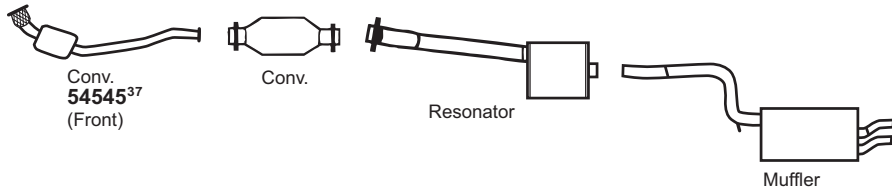
CONVERTER SPECS.

ACCESSORIES

FOOTNOTES

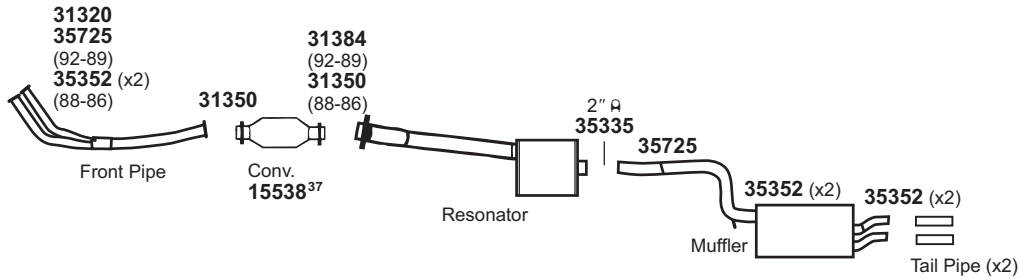
# TOYOTA Supra

**(12134) 1992-87 6 CYL. SUPRA w/3.0L TURBO ENG.**



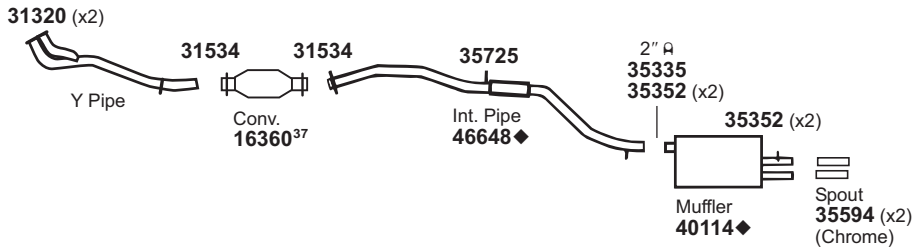
For 54545: Univ. Conv. 15070#

**(12135) 1992-86 6 CYL. SUPRA w/3.0L ENG. (EXC. TURBO)**



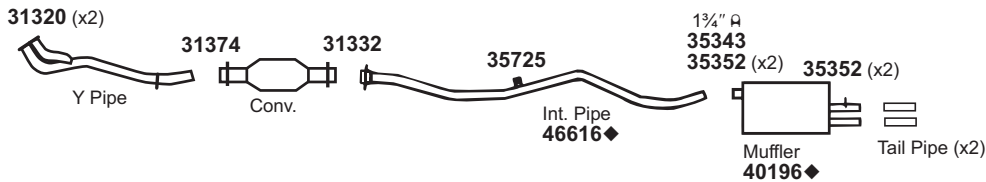
For 15538: Univ. Conv. 93236#

**(12136) 1985 6 CYL. SUPRA w/2.8L ENG.**



For 16360: Univ. Conv. 15036#

**(12137) 1984 6 CYL. SUPRA w/2.8L ENG.**



For 40196: Univ. SoundFX 17826#

31320 Gskt.	31332 Gskt.	31350 Gskt.	31374 Gskt.	31384 Gskt.	31534 Gskt.	35352 Insl.	35725 Insl.								

NOT LEGAL FOR SALE IN STATE OF CALIFORNIA  
IN NEW YORK STATE, CONVERTERS LISTED ARE LEGAL FOR FEDERAL/EPA EMISSION VEHICLES ONLY

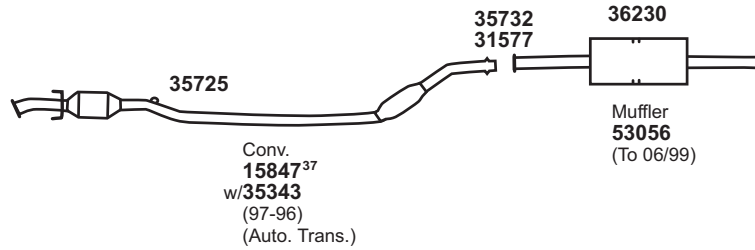
◆ If welded assembly, replace all required parts.  
# Modifications and/or additional parts required.

736

47 Fits All Emissions Vehicles.

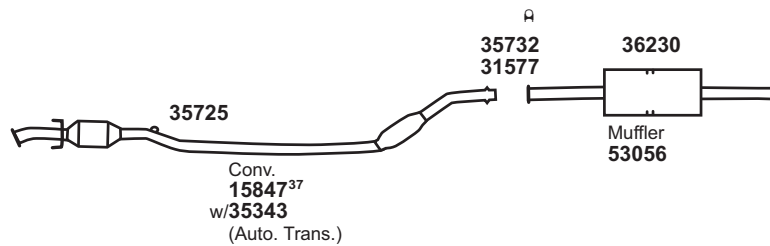
# TOYOTA Tercel

(12138) 1999-96 4 CYL. TERCEL w/1.5L ENG.



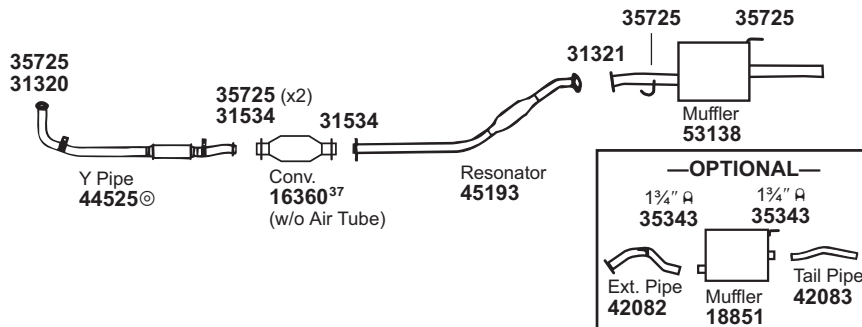
For 15847: Univ. Conv. 15051#  
For 53056: SoundFX 18937

(12139) 1995 4 CYL. TERCEL w/1.5L ENG.



For 15847: Univ. Conv. 15051#  
For 53056: SoundFX 18937

(12140) 1994-91 4 CYL. TERCEL w/1.5L EFI ENG., AFTER 9-90



For 16360: Univ. Conv. 15036#

31320 Gskt.	31321 Gskt.	31534 Gskt.	31577 Gskt.	35725 Insl.	35732 Clmp.	36230 Insl.							

NOT LEGAL FOR SALE IN STATE OF CALIFORNIA  
IN NEW YORK STATE, CONVERTERS LISTED ARE LEGAL FOR FEDERAL/EPA EMISSION VEHICLES ONLY

Ⓞ Air Gap Pipe. Appearance may be different than O.E. Pipe. Air space between Pipes acts as a Heat Insulator.

# Modifications and/or additional parts required.  
37 Fits All Emissions Vehicles.

GENERAL INFORMATION

PASSENGER CAR

LIGHT TRUCK

MUFFLER SPECS.

OPTIONAL MUFFLERS

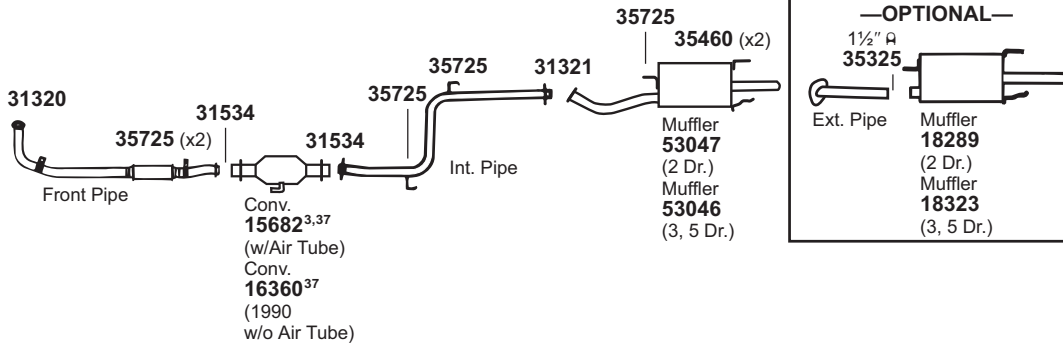
CONVERTER SPECS.

ACCESSORIES

FOOTNOTES

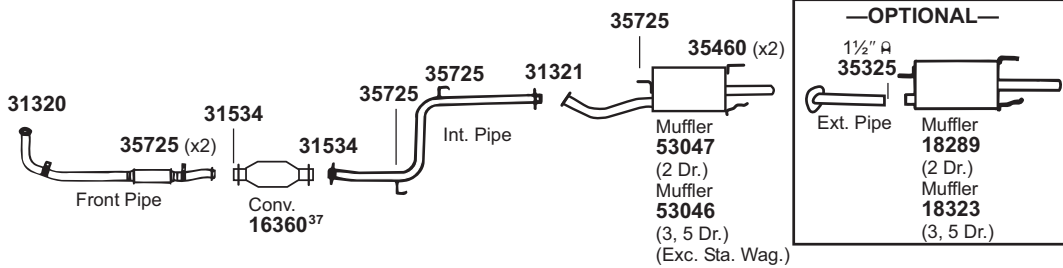
# TOYOTA Tercel

(12141) 1990-87 4 CYL. TERCEL w/1.5L ENG. (EXC. STATION WAGON) (EXC. EFI)



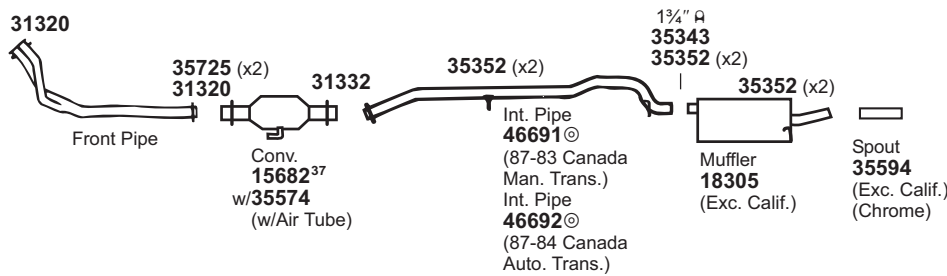
For 15682: Univ. Conv. 15031#  
 For 16360: Univ. Conv. 15036#

(12142) 1990 4 CYL. TERCEL w/1.5L (3EE) ENG. w/EFI



For 16360: Univ. Conv. 15036#

(12143) 1988-83 4 CYL. TERCEL STATION WAGON w/1.5L ENG., 4 W.D.



For 15682: Univ. Conv. 15031#  
 For 18305: Tru-Fit 18144<sup>509</sup> Univ. SoundFX 17867# Super Turbo 17762<sup>576</sup>

31320 Gskt.	31321 Gskt.	31332 Gskt.	31534 Gskt.	35352 Insl.	35460 Insl.	35725 Insl.							

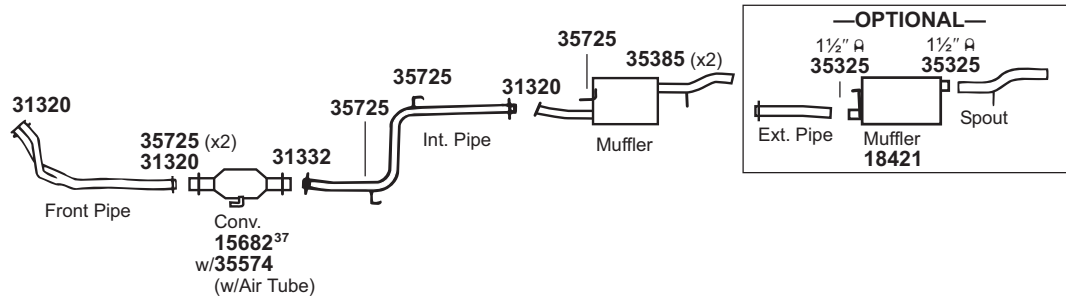
NOT LEGAL FOR SALE IN STATE OF CALIFORNIA  
 IN NEW YORK STATE, CONVERTERS LISTED ARE LEGAL FOR FEDERAL/EPA EMISSION VEHICLES ONLY

Ⓞ Air Gap Pipe. Appearance may be different than O.E. Pipe. Air space between Pipes acts as a Heat Insulator.  
 # Modifications and/or additional parts required.  
 3 May require 35574 Air Tube Kit for installation.

37 Fits All Emissions Vehicles.  
 509 Requires 41740 Spout & 35408 (2") Clamp.  
 576 For installation instructions and additional parts required, see the Cross Reference Chart in the Master Catalog.

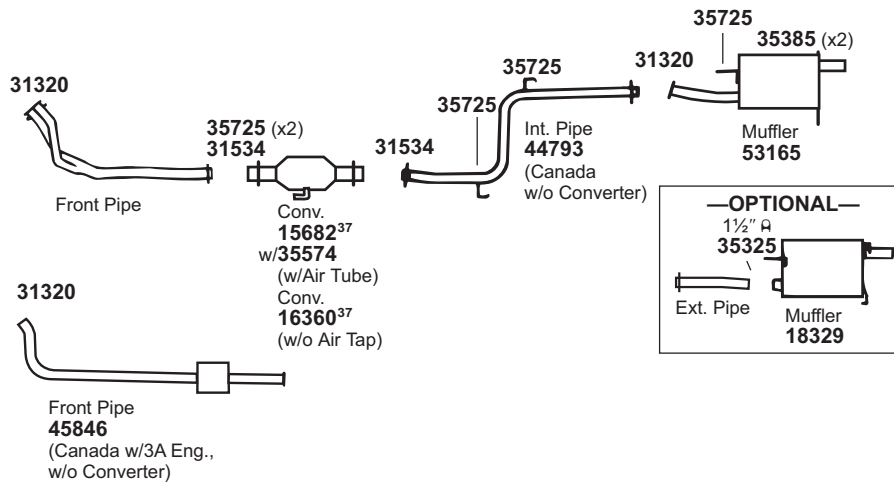
# TOYOTA Tercel

(12144) 1987-84 4 CYL. TERCEL STATION WAGON w/1.5L ENG., F.W.D.



For 15682: Univ. Conv. 15031#

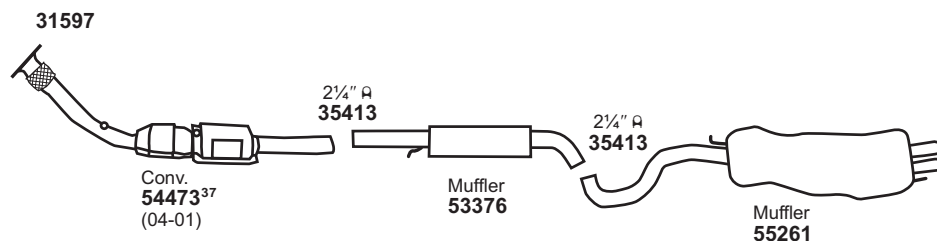
(12145) 1986-83 4 CYL. TERCEL w/1.5L ENG. (EXC. STATION WAGON)



For 15682: Univ. Conv. 15031#  
For 16360: Univ. Conv. 15036#

# VOLKSWAGEN Beetle

(12146) 2005-99 4 CYL. BEETLE w/1.8L ENG.



For 54473: Univ. Conv. 93267#

31320 Gskt.	31332 Gskt.	31534 Gskt.	31597 Gskt.	35385 O-Ring	35725 Insl.								

NOT LEGAL FOR SALE IN STATE OF CALIFORNIA  
IN NEW YORK STATE, CONVERTERS LISTED ARE LEGAL FOR FEDERAL/EPA EMISSION VEHICLES ONLY

GENERAL INFORMATION

PASSENGER CAR

LIGHT TRUCK

MUFFLER SPECS.

OPTIONAL MUFFLERS

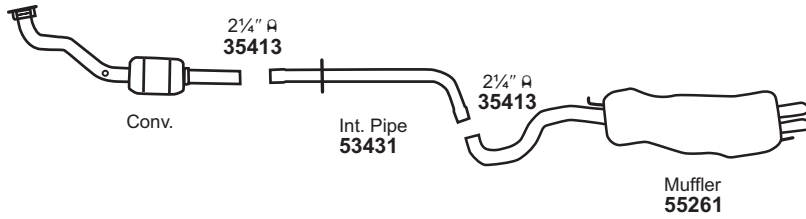
CONVERTER SPECS.

ACCESSORIES

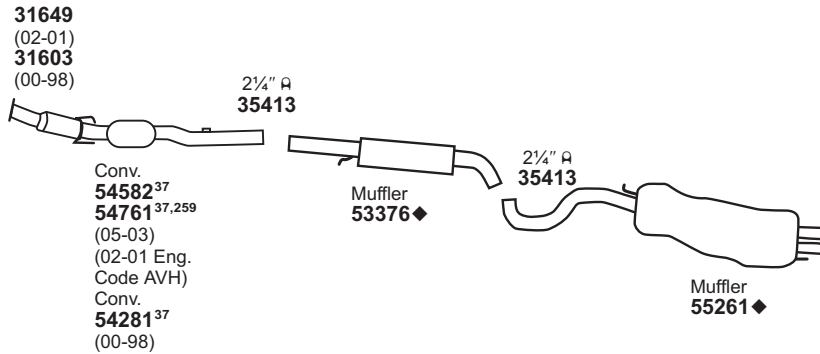
FOOTNOTES

# VOLKSWAGEN Beetle

(12147) 2006-99 4 CYL. BEETLE w/1.9L DIESEL ENG., TURBO



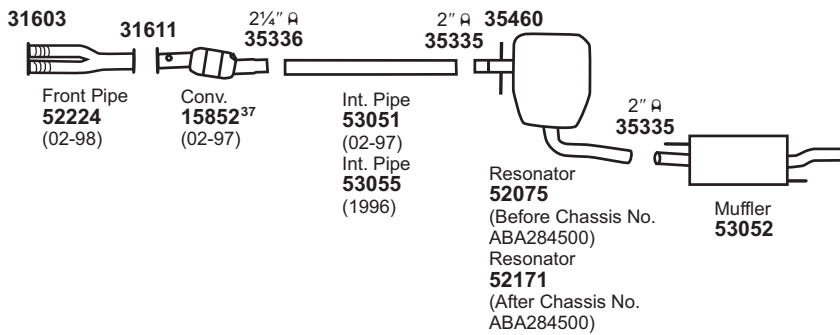
(12148) 2005-98 4 CYL. BEETLE w/2.0L ENG.



For 54281: Univ. Conv. 93252#  
For 54582: Univ. Conv. 93252#

# VOLKSWAGEN Cabrio

(12149) 2002-96 4 CYL. CABRIO CONVERTIBLE w/2.0L ENG.



For 15852: Univ. Conv. 93252#  
For 53052: SoundFX 18856

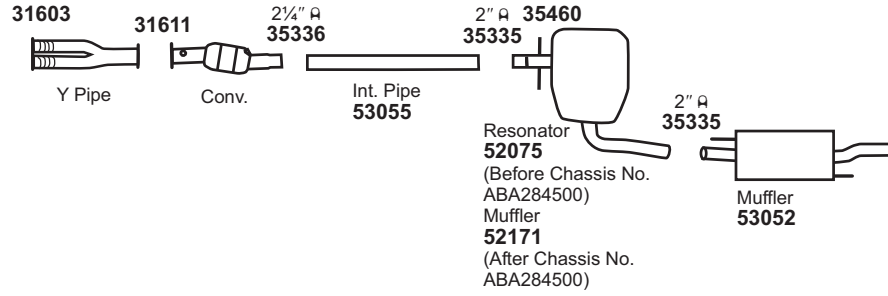
31603 Gskt.	31611 Gskt.	31649 Gskt.	35460 Insl.															

NOT LEGAL FOR SALE IN STATE OF CALIFORNIA  
IN NEW YORK STATE, CONVERTERS LISTED ARE LEGAL FOR FEDERAL/EPA EMISSION VEHICLES ONLY

740 # If welded assembly, replace all required parts. # Modifications and/or additional parts required.  
37 Fits All Emissions Vehicles.  
259 Optional Part Number - Extra Precious Metal Loading.

# VOLKSWAGEN Cabrio

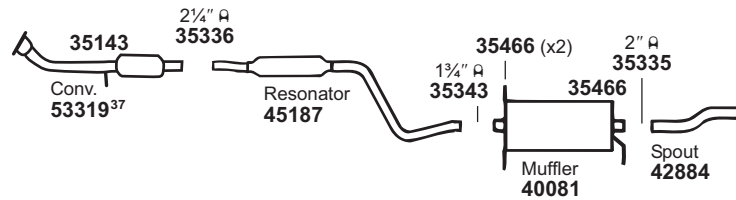
(12150) 1995 4 CYL. CABRIO CONVERTIBLE w/2.0L ENG.



For 53052: SoundFX 18856

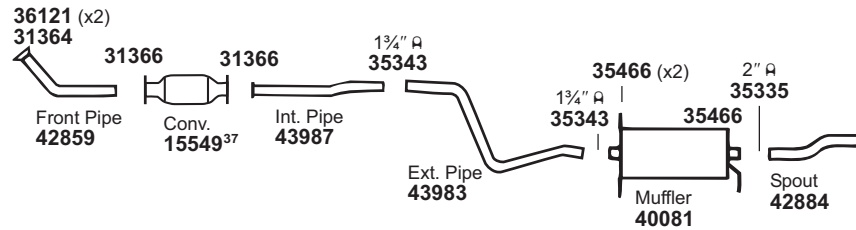
# VOLKSWAGEN Cabriolet

(12151) 1993-90 4 CYL. CABRIOLET w/1.8L ENG.



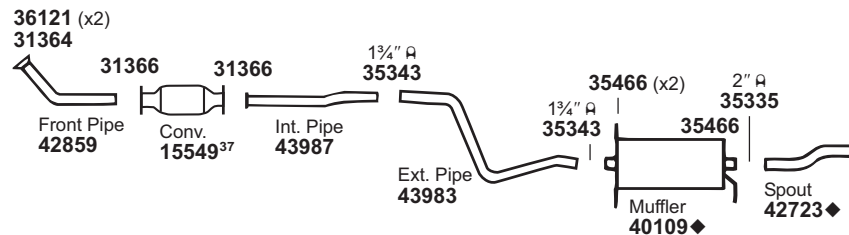
For 40081: SoundFX 18434

(12152) 1989-88 4 CYL. CABRIOLET w/1.8L ENG.



For 15549: Univ. Conv. 15051#  
For 40081: SoundFX 18434

(12153) 1987-85 4 CYL. CABRIOLET w/1.8L ENG. (AFTER CHASSIS NO. 15-E-011303)



For 15549: Univ. Conv. 15051#

31364 Gskt.	31366 Gskt.	31603 Gskt.	31611 Gskt.	35143 Insl.	35460 Insl.	35466 Insl.	36121 Sprg Clip						

NOT LEGAL FOR SALE IN STATE OF CALIFORNIA  
IN NEW YORK STATE, CONVERTERS LISTED ARE LEGAL FOR FEDERAL/EPA EMISSION VEHICLES ONLY

◆ If welded assembly, replace all required parts.  
# Modifications and/or additional parts required.

37 Fits All Emissions Vehicles.

GENERAL  
INFORMATION

PASSENGER  
CAR

LIGHT  
TRUCK

MUFFLER  
SPECS.

OPTIONAL  
MUFFLERS

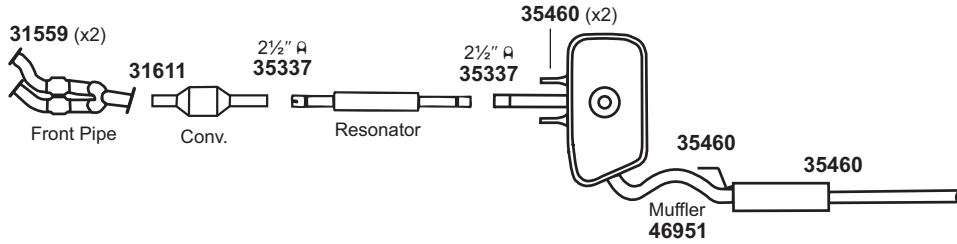
CONVERTER  
SPECS.

ACCESSORIES

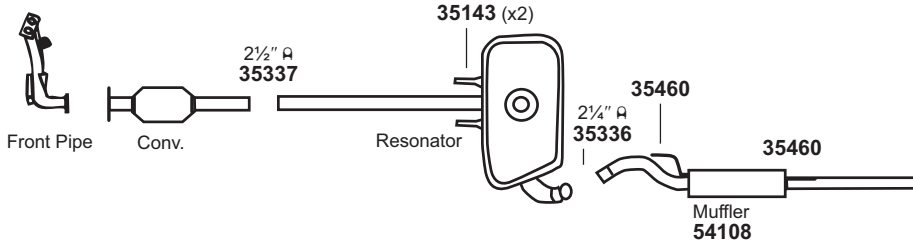
FOOTNOTES

# VOLKSWAGEN Corrado

(12154) 1994-92 6 CYL. CORRADO w/2.8L ENG.



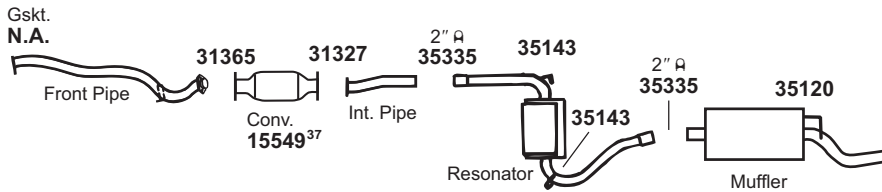
(12155) 1991-90 4 CYL. CORRADO w/1.8L ENG.



# VOLKSWAGEN Eurovan (See Truck Section)

# VOLKSWAGEN Fox

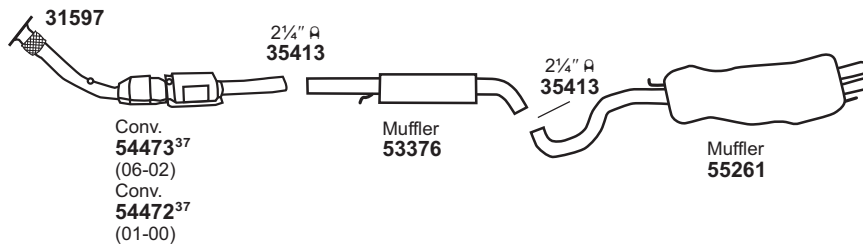
(12156) 1993-87 4 CYL. FOX w/1.8L ENG.



For 15549: Univ. Conv. 15051#

# VOLKSWAGEN Golf

(12157) 2006-00 4 CYL. GOLF GTI w/1.8L ENG.  
2001-00 4 CYL. GOLF w/1.8L ENG.



For 54472: Univ. Conv. 93256#

For 54473: Univ. Conv. 93267#

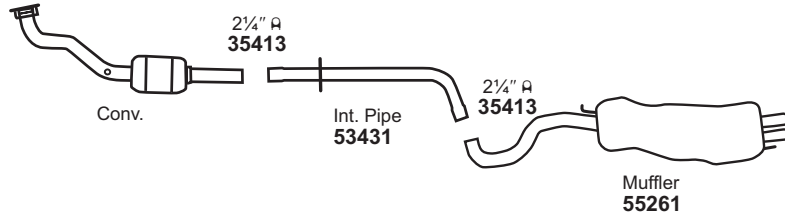
31327 Gskt.	31365 Gskt.	31559 Gskt.	31597 Gskt.	31611 Gskt.	35120 Insl.	35143 Insl.	35460 Insl.						

NOT LEGAL FOR SALE IN STATE OF CALIFORNIA  
IN NEW YORK STATE, CONVERTERS LISTED ARE LEGAL FOR FEDERAL/EPA EMISSION VEHICLES ONLY



# VOLKSWAGEN Golf

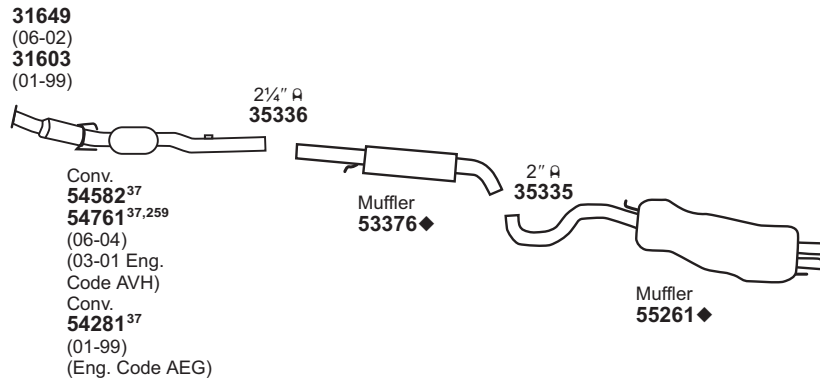
(12158) **2006-00 4 CYL. GOLF w/1.9L DIESEL ENG.**  
**1999 4 CYL. GOLF GL, GOLF TDI w/1.9L DIESEL ENG.**



GENERAL INFORMATION

PASSENGER CAR

(12159) **2006-99 4 CYL. GOLF w/2.0L ENG. (EXC. 1999 ENG. CODE ABA)**



31649 (06-02)  
 31603 (01-99)

Conv. 54582<sup>37</sup>  
 54761<sup>37,259</sup> (06-04)  
 (03-01 Eng. Code AVH)  
 Conv. 54281<sup>37</sup> (01-99)  
 (Eng. Code AEG)

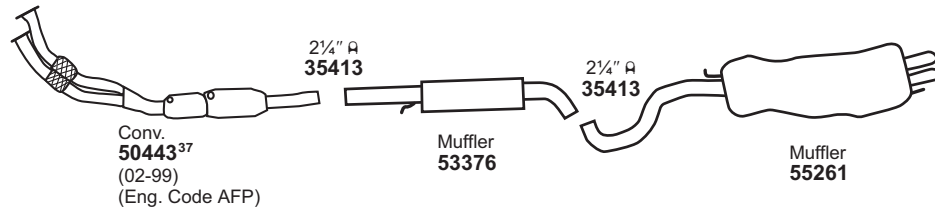
For 54281: Univ. Conv. 93252#  
 For 54582: Univ. Conv. 93252#

LIGHT TRUCK

MUFFLER SPECS.

OPTIONAL MUFFLERS

(12160) **2005-99 6 CYL. GOLF GTI w/2.8L ENG. (1999 w/ENG. CODE AFP)**



Conv. 50443<sup>37</sup> (02-99)  
 (Eng. Code AFP)

For 50443: Univ. Conv. 93266#

CONVERTER SPECS.

ACCESSORIES

FOOTNOTES

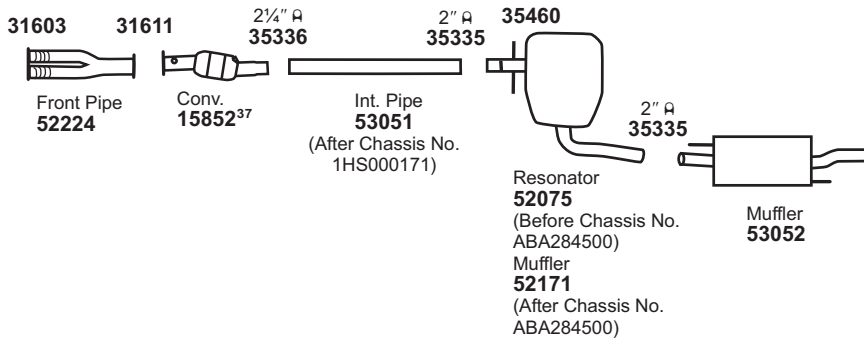
31603 Gskt.	31649 Gskt.												

NOT LEGAL FOR SALE IN STATE OF CALIFORNIA  
 IN NEW YORK STATE, CONVERTERS LISTED ARE LEGAL FOR FEDERAL/EPA EMISSION VEHICLES ONLY

◆ If welded assembly, replace all required parts.  
 # Modifications and/or additional parts required.  
 37 Fits All Emissions Vehicles.  
 259 Optional Part Number - Extra Precious Metal Loading.

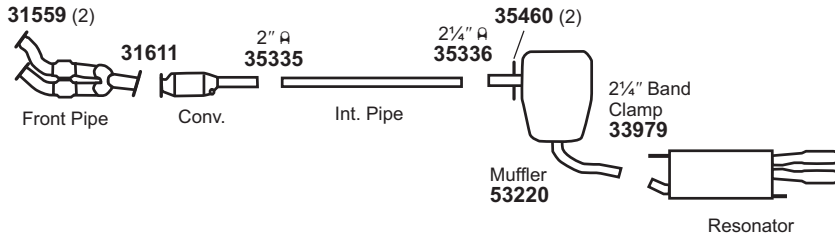
# VOLKSWAGEN Golf

- (12161) 1999-96 4 CYL. GOLF GTI w/2.0L ENG. (99-98 ENG. CODE ABA)  
 (EXC. 1997-96 CONVERTIBLE)  
 1999-96 4 CYL. GOLF GL w/2.0L ENG. CODE ABA

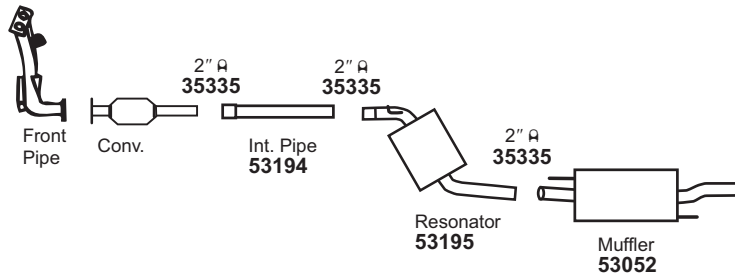


For 15852: Univ. Conv. 93252#  
 For 53052: SoundFX 18856

- (12162) 1999-96 6 CYL. GOLF GTI w/2.8L ENG. (1999 ENG. CODE AAA)

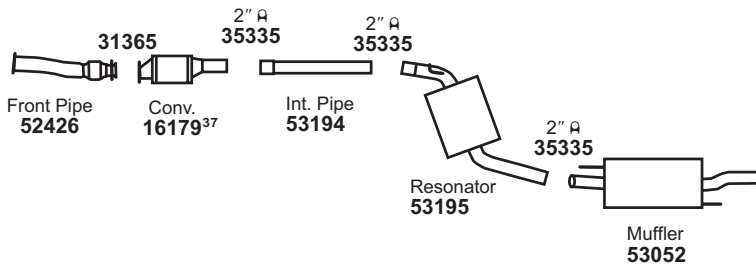


- (12163) 1998-96 4 CYL. CANADA GOLF w/1.9L TURBO DIESEL ENG.



For 53052: SoundFX 18856

- (12164) 1997-96 4 CYL. CANADA GOLF w/1.8L ENG. (CODE ACC)



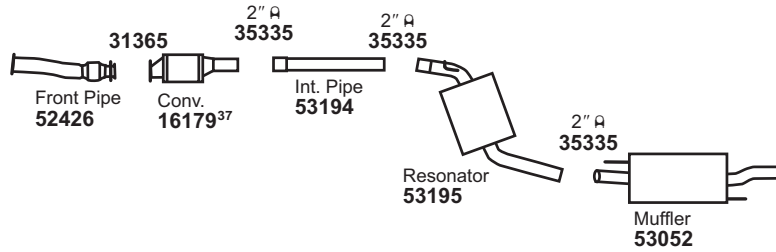
For 53052: SoundFX 18856

31365 Gskt.	31559 Gskt.	31603 Gskt.	31611 Gskt.	35460 Insl.											

NOT LEGAL FOR SALE IN STATE OF CALIFORNIA  
 IN NEW YORK STATE, CONVERTERS LISTED ARE LEGAL FOR FEDERAL/EPA EMISSION VEHICLES ONLY

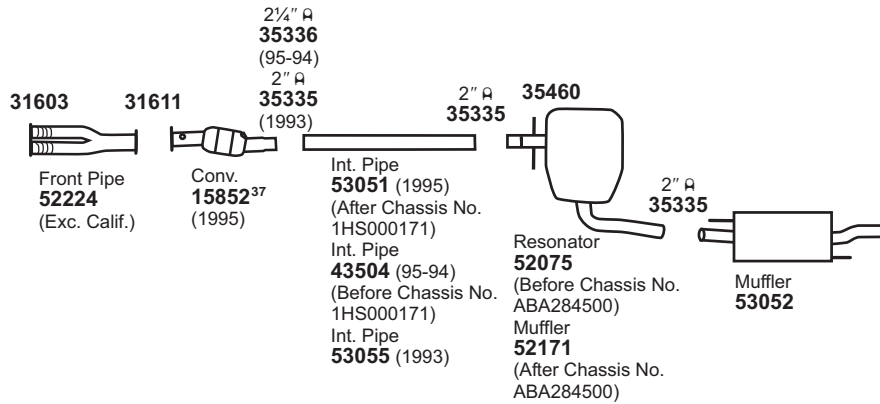
# VOLKSWAGEN Golf

(12165) 1995-93 4 CYL. CANADA GOLF w/1.8L ENG. (CODE ACC)



For 53052: SoundFX 18856

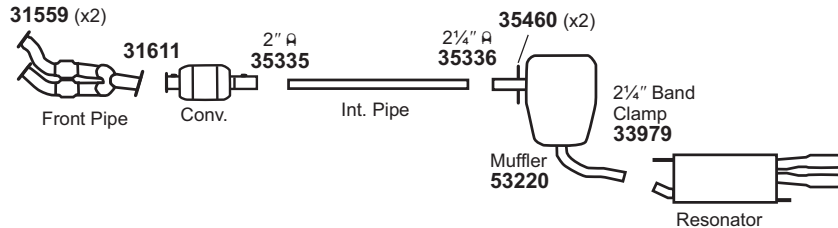
(12166) 1995-93 4 CYL. GOLF GTI w/2.0L ENG. (EXC. 1995 CONVERTIBLE)  
1995-93 4 CYL. GOLF GL w/2.0L ENG. CODE ABA



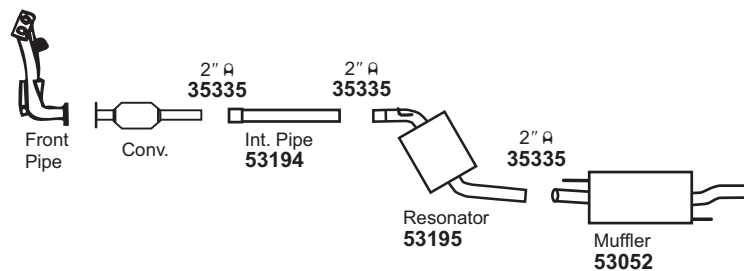
For 15852: Univ. Conv. 93252#

For 53052: SoundFX 18856

(12167) 1995 6 CYL. GOLF w/2.8L ENG. (1999 ENG. CODE AAA)



(12168) 1995-93 4 CYL. CANADA GOLF w/1.9L TURBO DIESEL ENG.



For 53052: SoundFX 18856

31365 Gskt.	31559 Gskt.	31603 Gskt.	31611 Gskt.	35460 Insl.										

NOT LEGAL FOR SALE IN STATE OF CALIFORNIA  
IN NEW YORK STATE, CONVERTERS LISTED ARE LEGAL FOR FEDERAL/EPA EMISSION VEHICLES ONLY

GENERAL  
INFORMATION

PASSENGER  
CAR

LIGHT  
TRUCK

MUFFLER  
SPECS.

OPTIONAL  
MUFFLERS

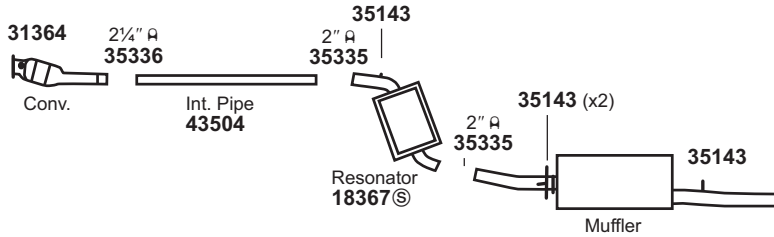
CONVERTER  
SPECS.

ACCESSORIES

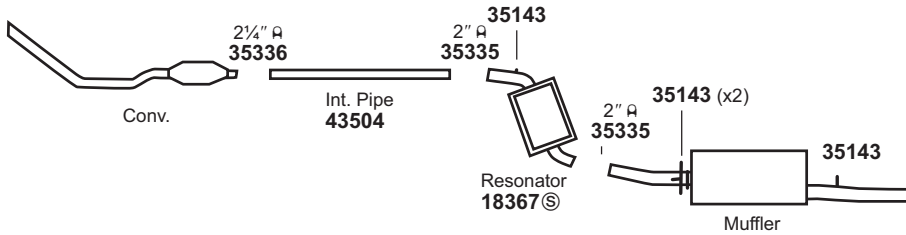
FOOTNOTES

# VOLKSWAGEN Golf

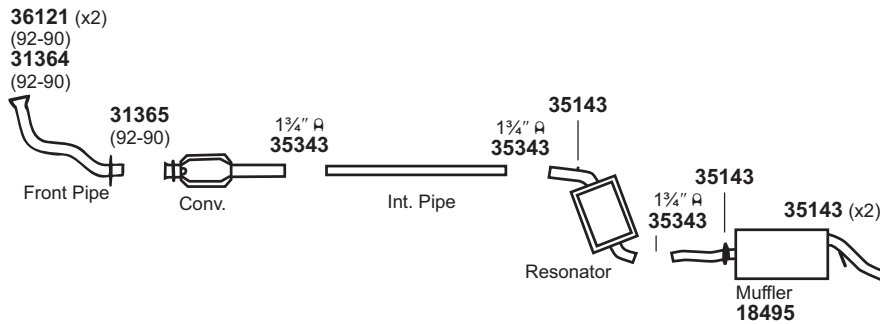
(12169) 1992-88 4 CYL. GOLF w/1.8L, P.F. 105 HIGH PERFORMANCE ENG. (EXC. GTI)



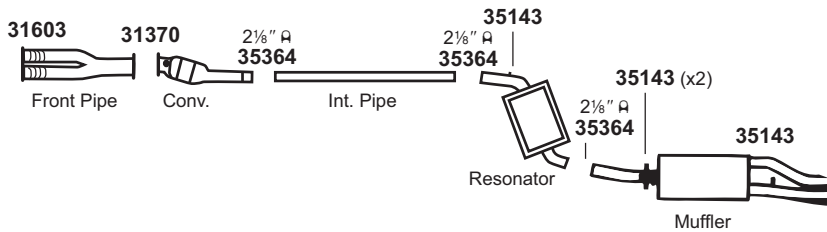
(12170) 1992-90 4 CYL. GOLF CALIFORNIA EMISSION MODELS w/1.8L, R.V. 100 HIGH PERFORMANCE ENG. (EXC. GTI)



(12171) 1992-85 4 CYL. GOLF w/1.8L, GX 85 HIGH PERFORMANCE, R.V. 100 HIGH PERFORMANCE ENG. (EXC. GTI) (FEDERAL 92-90)



(12172) 1991-87 4 CYL. GOLF GTI w/1.8L P.F. ENG. (EXC. CALIF.)  
1992-87 4 CYL. GOLF GTI w/1.8L PL & 2.0L 9A ENG. (16 VALVE)

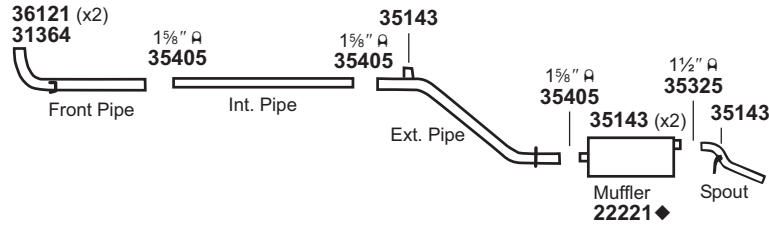


31364 Gskt.	31365 Gskt.	31370 Gskt.	31603 Gskt.	35143 Insl.	36121 Sprg Clip								

NOT LEGAL FOR SALE IN STATE OF CALIFORNIA  
IN NEW YORK STATE, CONVERTERS LISTED ARE LEGAL FOR FEDERAL/EPA EMISSION VEHICLES ONLY

# VOLKSWAGEN Golf

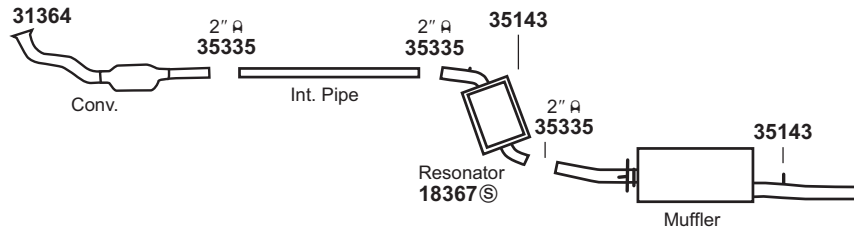
(12173) 1987-85 4 CYL. GOLF w/1.6L DIESEL ENG.



For 22221: SoundFX 18376

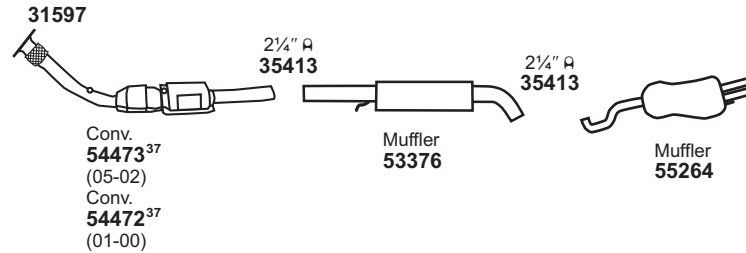
Univ. SoundFX 17872#

(12174) 1986-85 4 CYL. GOLF GTI w/1.8L ENG.



# VOLKSWAGEN Jetta

(12175) 2005-00 4 CYL. JETTA w/1.8L ENG.

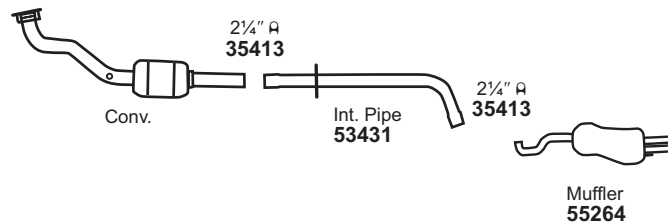


For 54472: Univ. Conv. 93256#

For 54473: Univ. Conv. 93267#

For 55264: SoundFX 18975

(12176) 2005-99 4 CYL. JETTA TDI w/1.9L DIESEL ENG. (EXC. ENG. CODE BRM)



For 55264: SoundFX 18975

31364 Gskt.	31597 Gskt.	35143 Insl.	36121 Sprg Clip																

NOT LEGAL FOR SALE IN STATE OF CALIFORNIA  
IN NEW YORK STATE, CONVERTERS LISTED ARE LEGAL FOR FEDERAL/EPA EMISSION VEHICLES ONLY

♦ If welded assembly, replace all required parts.  
Ⓢ W/welded Heat Shield.

# Modifications and/or additional parts required.  
37 Fits All Emissions Vehicles.

GENERAL INFORMATION

PASSENGER CAR

LIGHT TRUCK

MUFFLER SPECS.

OPTIONAL MUFFLERS

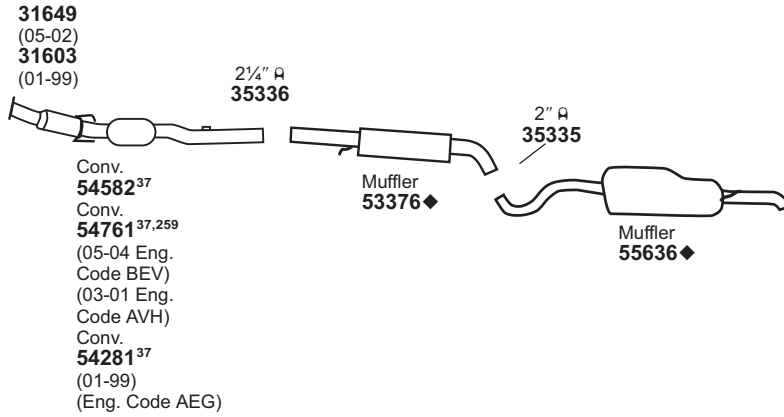
CONVERTER SPECS.

ACCESSORIES

FOOTNOTES

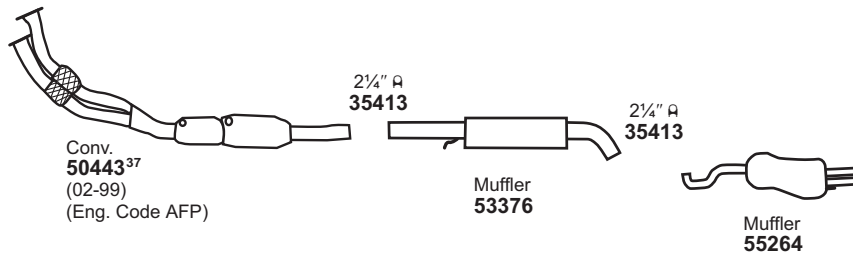
# VOLKSWAGEN Jetta

(12177) 2005-99 4 CYL. JETTA w/2.0L ENG.



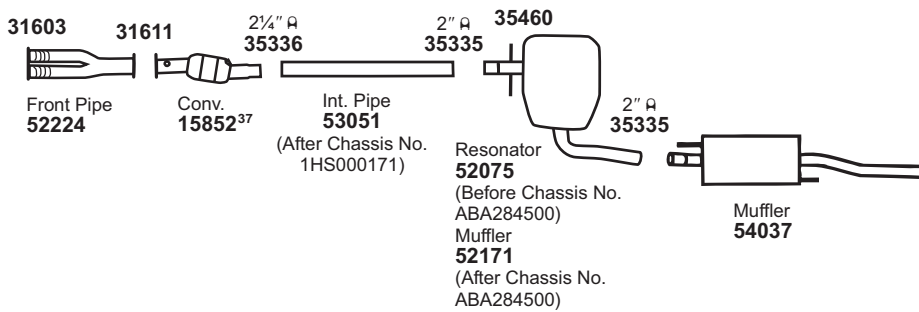
For 54281: Univ. Conv. 93252#  
For 54582: Univ. Conv. 93252#  
For 55636: SoundFX 18975

(12178) 2004-99 6 CYL. JETTA w/2.8L ENG. (EXC. ENG. CODE AAA)



For 50443: Univ. Conv. 93266#  
For 55264: SoundFX 18975

(12179) 1999-96 4 CYL. JETTA w/2.0L ENG. (1999 ENG. CODE ABA)



For 15852: Univ. Conv. 93252#  
For 54037: SoundFX 18470

31603 Gskt. 	31611 Gskt. 	31649 Gskt. 	35460 Insl. 																
--------------------	--------------------	--------------------	--------------------	--	--	--	--	--	--	--	--	--	--	--	--	--	--	--	--

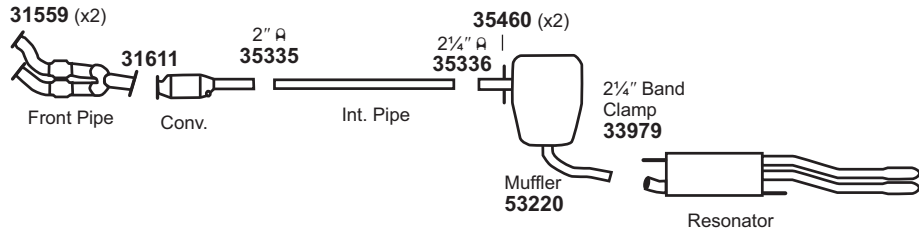
NOT LEGAL FOR SALE IN STATE OF CALIFORNIA  
IN NEW YORK STATE, CONVERTERS LISTED ARE LEGAL FOR FEDERAL/EPA EMISSION VEHICLES ONLY

748 ◆ If welded assembly, replace all required parts.  
# Modifications and/or additional parts required.

37 Fits All Emissions Vehicles.  
259 Optional Part Number - Extra Precious Metal Loading.

# VOLKSWAGEN Jetta

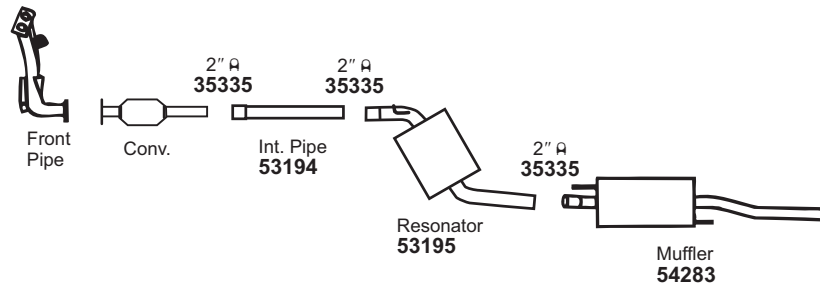
(12180) 1999 6 CYL. JETTA w/2.8L ENG. CODE AAA  
 1998-96 6 CYL. JETTA w/2.8L ENG.



GENERAL INFORMATION

PASSENGER CAR

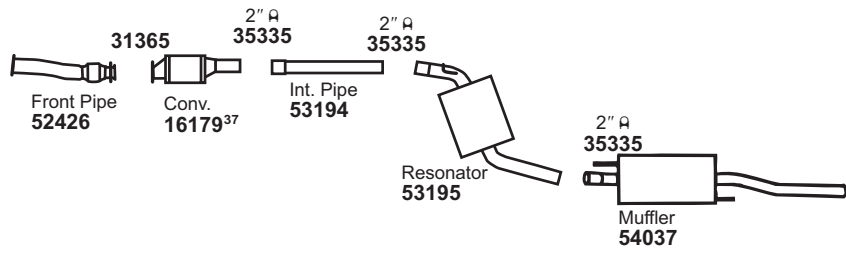
(12181) 1998-96 4 CYL. CANADA JETTA w/1.9L TURBO DIESEL ENG.



LIGHT TRUCK

MUFFLER SPECS.

(12182) 1995-93 4 CYL. CANADA JETTA w/1.8L GAS ENG. (CODE ACC)

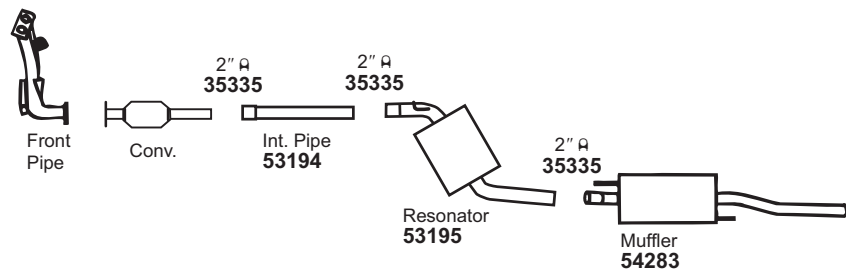


OPTIONAL MUFFLERS

CONVERTER SPECS.

For 54037: SoundFX 18470

(12183) 1995-93 4 CYL. CANADA JETTA w/1.9L DIESEL ENG.



ACCESSORIES

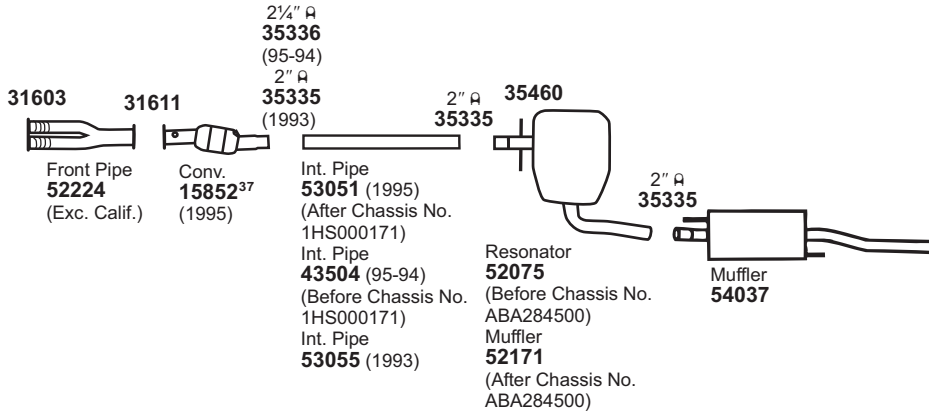
FOOTNOTES

31365 Gskt.	31559 Gskt.	31611 Gskt.	35460 Insl.																

NOT LEGAL FOR SALE IN STATE OF CALIFORNIA  
 IN NEW YORK STATE, CONVERTERS LISTED ARE LEGAL FOR FEDERAL/EPA EMISSION VEHICLES ONLY

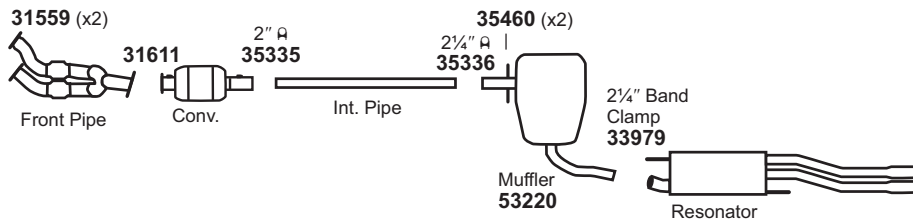
# VOLKSWAGEN Jetta

(12184) 1995-93 4 CYL. JETTA w/2.0L ENG.

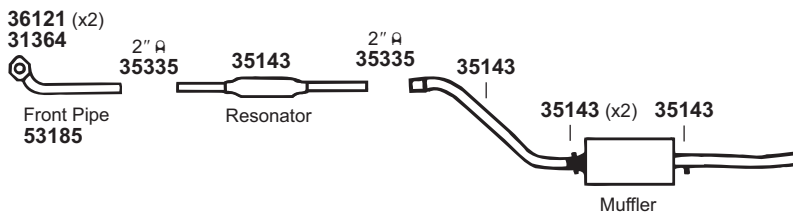


For 15852: Univ. Conv. 93252#  
For 54037: SoundFX 18470

(12185) 1995-94 6 CYL. JETTA w/2.8L ENG.



(12186) 1992-85 4 CYL. CANADA JETTA w/1.6L TURBO DIESEL ENG.



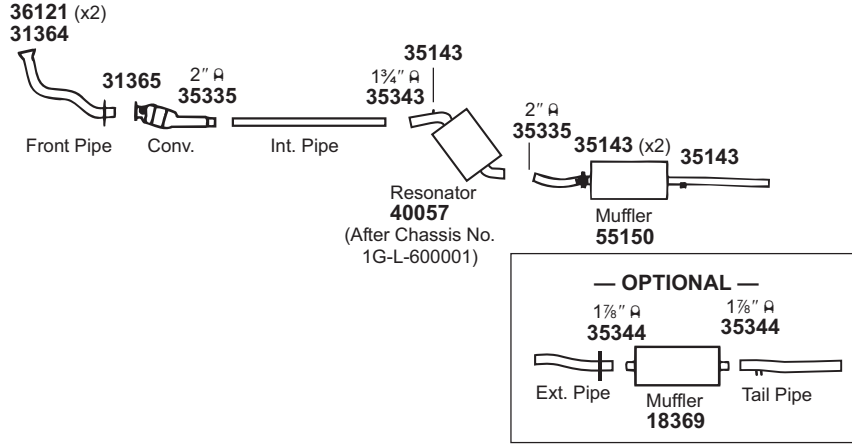
31364 Gskt.	31559 Gskt.	31603 Gskt.	31611 Gskt.	35143 Insl.	35460 Insl.	36121 Sprg Clip								

NOT LEGAL FOR SALE IN STATE OF CALIFORNIA  
IN NEW YORK STATE, CONVERTERS LISTED ARE LEGAL FOR FEDERAL/EPA EMISSION VEHICLES ONLY



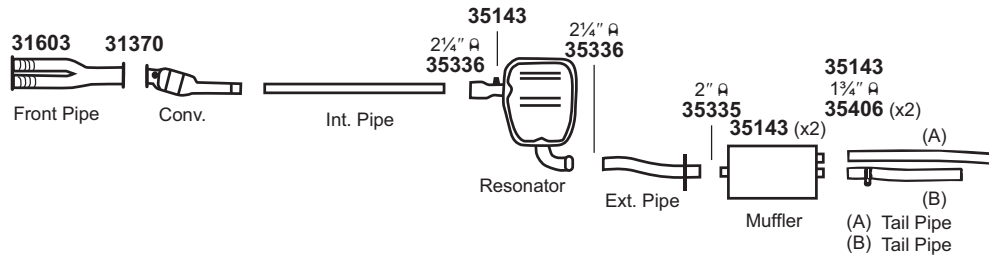
# VOLKSWAGEN Jetta

(12187) 1992-90 4 CYL. JETTA w/1.8L P.F. & RV ENG. (FROM CHASSIS NO. 1G-L-352903) (EXC. 16 VALVE ENG.)

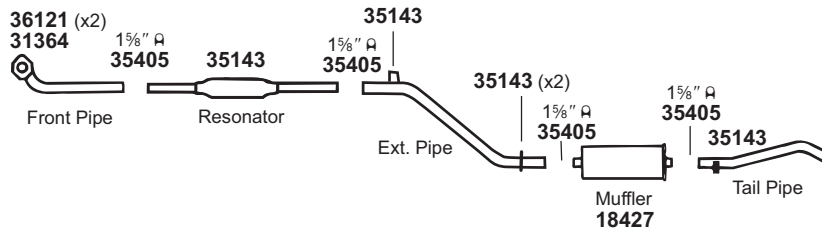


For 40057: SoundFX 18356

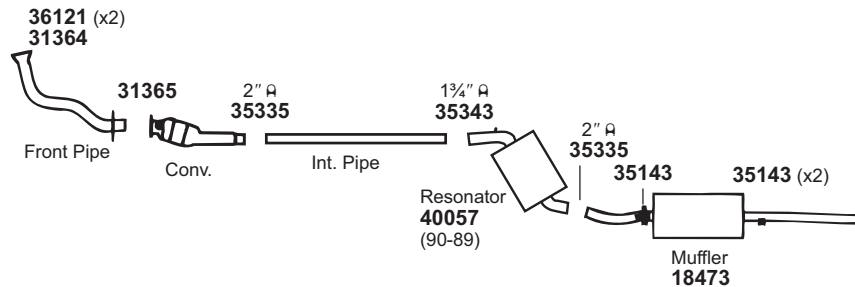
(12188) 1991-87 4 CYL. JETTA w/1.8L PL ENG., 2.0L 9A ENG., 16 VALVE ENG.



(12189) 1990-85 4 CYL. JETTA w/1.6L DIESEL ENG. (EXC. TURBO)



(12190) 1990-88 4 CYL. JETTA w/1.8L P.F. & RV ENG. (EXC. 16 VALVE ENG.) (BEFORE CHASSIS NO. 1G-L-352902)



For 40057: SoundFX 18356

31364 Gskt.	31365 Gskt.	31370 Gskt.	31603 Gskt.	35143 Insl.	36121 Sprg Clip									

NOT LEGAL FOR SALE IN STATE OF CALIFORNIA  
IN NEW YORK STATE, CONVERTERS LISTED ARE LEGAL FOR FEDERAL/EPA EMISSION VEHICLES ONLY

GENERAL  
INFORMATION

PASSENGER  
CAR

LIGHT  
TRUCK

MUFFLER  
SPECS.

OPTIONAL  
MUFFLERS

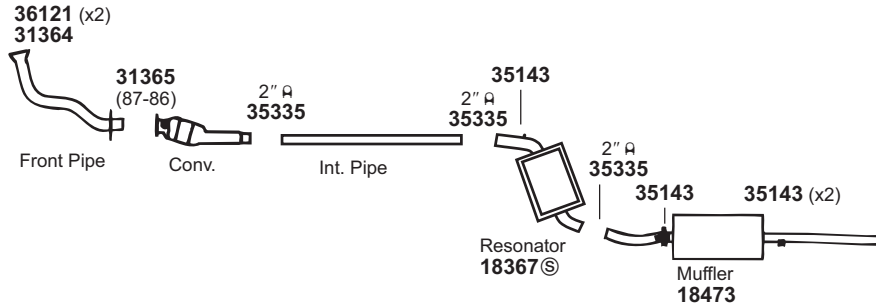
CONVERTER  
SPECS.

ACCESSORIES

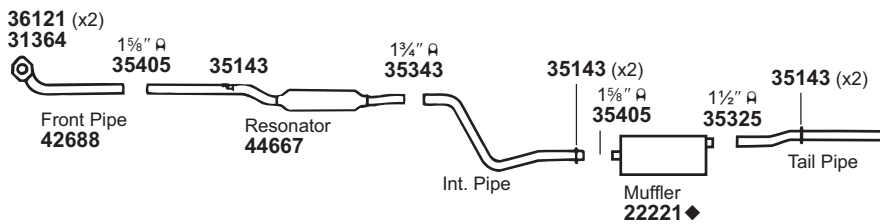
FOOTNOTES

# VOLKSWAGEN Jetta

(12191) 1987-85 4 CYL. JETTA w/1.8L ENG. (EXC. 16 VALVE ENG.)



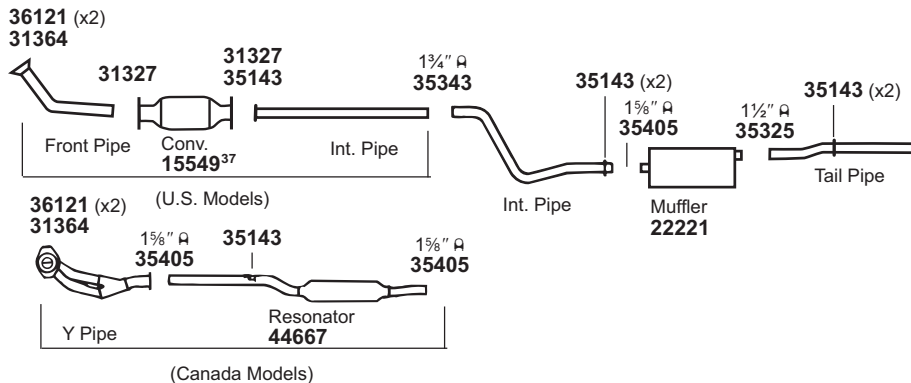
(12192) 1984-82 4 CYL. JETTA w/1.6L DIESEL ENG. (EXC. TURBO)



For 22221: SoundFX 18376

Univ. SoundFX 17872#

(12193) 1984-83 4 CYL. JETTA w/1.7L GAS ENG.



For 15549: Univ. Conv. 15051#

For 22221: SoundFX 18376

Univ. SoundFX 17872#

31327 Gskt.	31364 Gskt.	31365 Gskt.	35143 Insl.	36121 Sprg Clip															

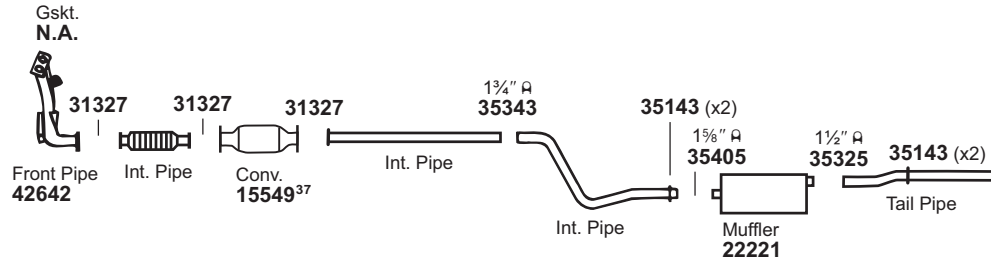
NOT LEGAL FOR SALE IN STATE OF CALIFORNIA  
IN NEW YORK STATE, CONVERTERS LISTED ARE LEGAL FOR FEDERAL/EPA EMISSION VEHICLES ONLY

752 ♦ If welded assembly, replace all required parts.  
Ⓢ W/welded Heat Shield.

# Modifications and/or additional parts required.  
37 Fits All Emissions Vehicles.

# VOLKSWAGEN Jetta

(12194) 1982-81 4 CYL. JETTA w/1.7L ENG.



For 15549: Univ. Conv. 15051#  
For 22221: SoundFX 18376

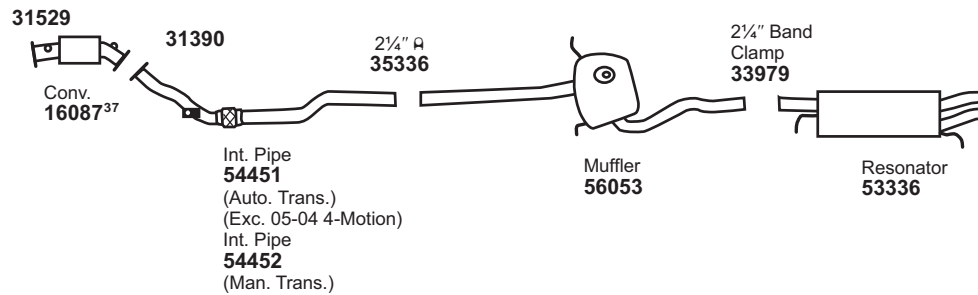
Univ. SoundFX 17872#

GENERAL INFORMATION

PASSENGER CAR

# VOLKSWAGEN Passat

(12195) 2005-98 4 CYL. PASSAT w/1.8L ENG., TURBO

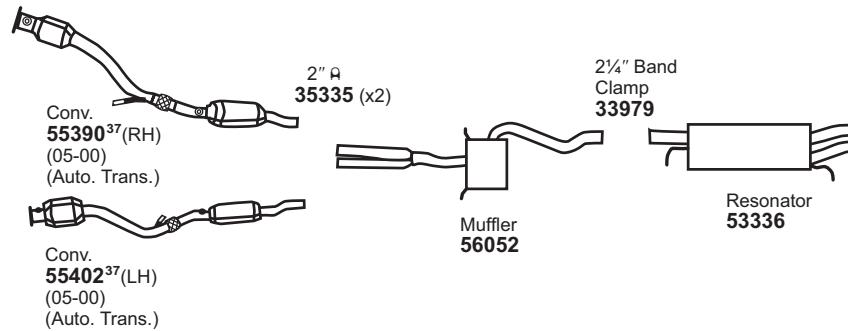


For 16087: Univ. Conv. 93271#

LIGHT TRUCK

MUFFLER SPECS.

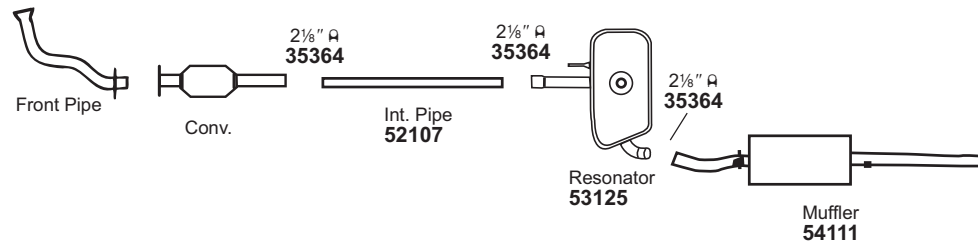
(12196) 2005-98 6 CYL. PASSAT w/2.8L ENG. (EXC. 4 MOTION)



OPTIONAL MUFFLERS

CONVERTER SPECS.

(12197) 1997-96 4 CYL. PASSAT w/1.9L DIESEL ENG.



ACCESSORIES

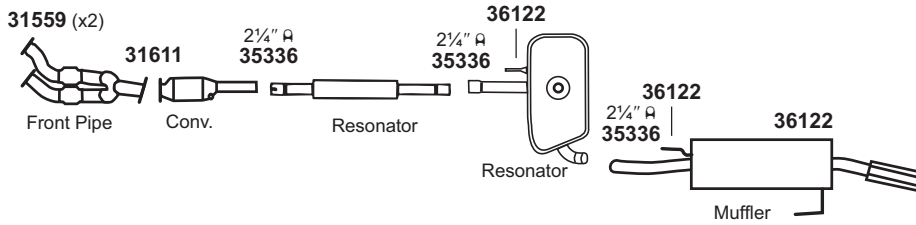
FOOTNOTES

31327 Gskt.	31390 Gskt.	31529 Gskt.	35143 Insl.																

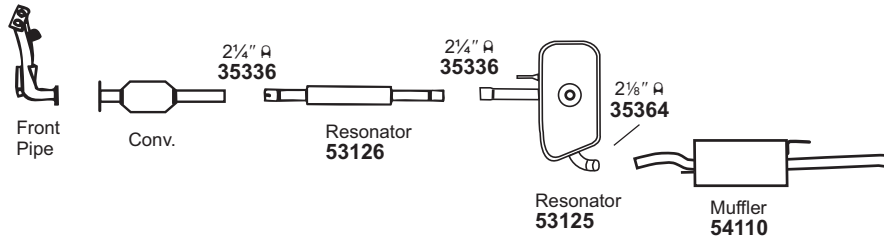
NOT LEGAL FOR SALE IN STATE OF CALIFORNIA  
IN NEW YORK STATE, CONVERTERS LISTED ARE LEGAL FOR FEDERAL/EPA EMISSION VEHICLES ONLY

# VOLKSWAGEN Passat

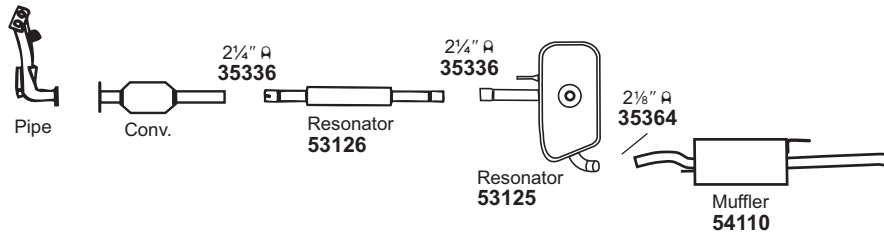
(12198) 1997-96 6 CYL. PASSAT w/2.8L ENG.



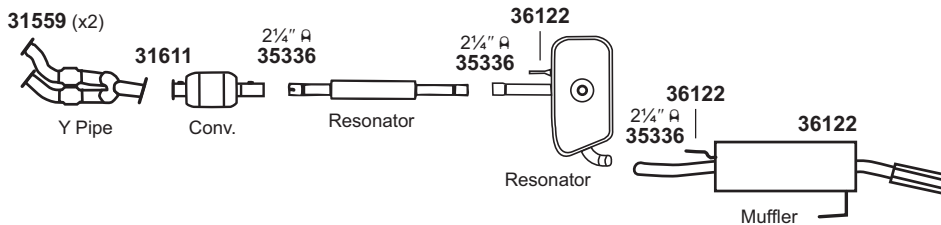
(12199) 1996 4 CYL. PASSAT w/2.0L ENG.



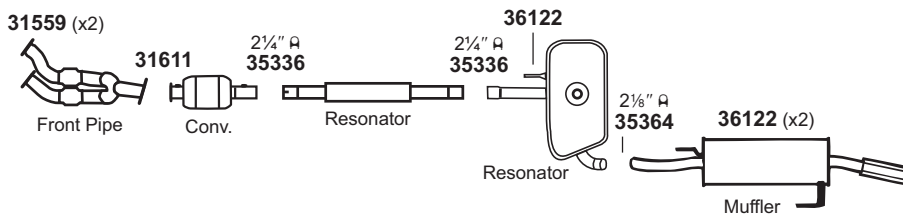
(12200) 1995 4 CYL. PASSAT w/2.0L ENG.



(12201) 1995 6 CYL. PASSAT w/2.8L ENG.



(12202) 1994-93 6 CYL. PASSAT w/2.8L ENG.

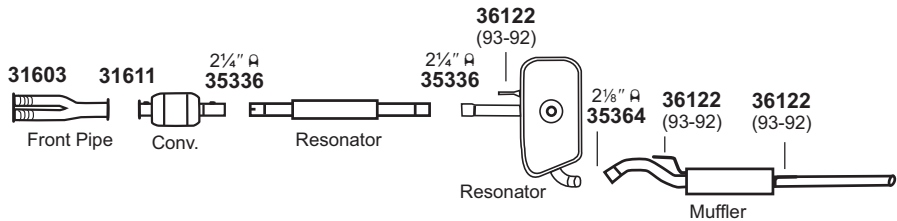


31559 Gskt.	31611 Gskt.	36122 Brkt.																	

NOT LEGAL FOR SALE IN STATE OF CALIFORNIA  
IN NEW YORK STATE, CONVERTERS LISTED ARE LEGAL FOR FEDERAL/EPA EMISSION VEHICLES ONLY

# VOLKSWAGEN Passat

(12203) 1993-90 4 CYL. PASSAT w/2.0L ENG.

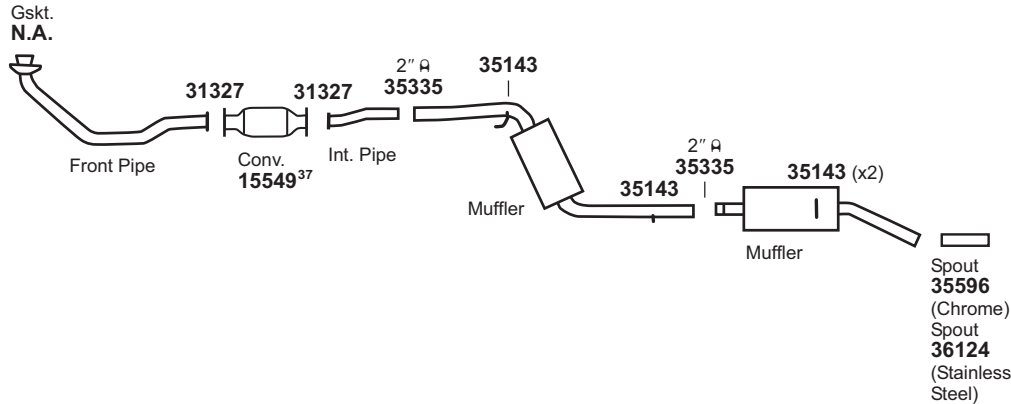


GENERAL INFORMATION

PASSENGER CAR

# VOLKSWAGEN Quantum

(12204) 1988-84 5 CYL. QUANTUM w/2.2L ENG. (EXC. 4 W.D.)  
1986-82 4 CYL. QUANTUM w/1.7L, 1.8L ENG.



LIGHT TRUCK

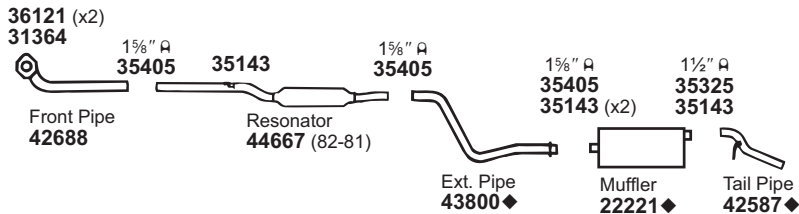
MUFFLER SPECS.

For 15549: Univ. Conv. 15051#

OPTIONAL MUFFLERS

# VOLKSWAGEN Rabbit

(12205) 1984-83 4 CYL. RABBIT HATCHBACK w/1.6L DIESEL ENG. (EXC. TURBO)  
1982-81 4 CYL. RABBIT w/1.6L DIESEL ENG.



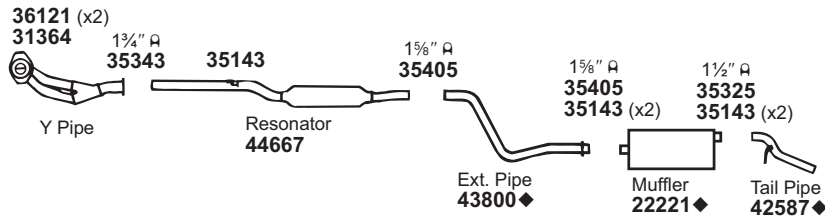
For 22221: SoundFX 18376

Univ. SoundFX 17872#

CONVERTER SPECS.

ACCESSORIES

(12206) 1984-83 4 CYL. RABBIT w/1.7L GAS ENG., w/o CONVERTER



For 22221: SoundFX 18376

Univ. SoundFX 17872#

FOOTNOTES

31327 Gskt.	31364 Gskt.	31603 Gskt.	31611 Gskt.	35143 Insl.	36121 Sprg Clip	36122 Brkt.								

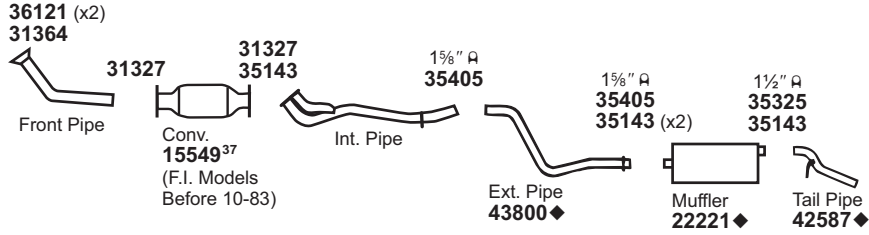
NOT LEGAL FOR SALE IN STATE OF CALIFORNIA  
IN NEW YORK STATE, CONVERTERS LISTED ARE LEGAL FOR FEDERAL/EPA EMISSION VEHICLES ONLY

◆ If welded assembly, replace all required parts.  
# Modifications and/or additional parts required.

37 Fits All Emissions Vehicles.

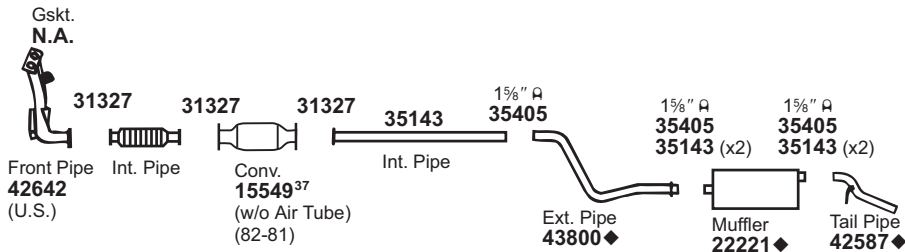
# VOLKSWAGEN Rabbit

- (12207) 1984-83 4 CYL. RABBIT HATCHBACK w/1.7L GAS ENG. w/CONVERTER
- 1983 4 CYL. RABBIT CONVERTIBLE w/1.7L GAS ENG.



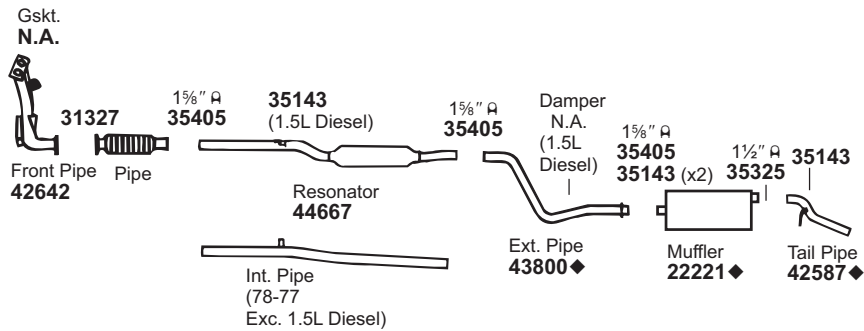
For 15549: Univ. Conv. 15051#  
 For 22221: SoundFX 18376                      Univ. SoundFX 17872#

- (12208) 1982 4 CYL. U.S. RABBIT, CONVERTIBLE w/1.7L GAS ENG.
- 1981-80 4 CYL. U.S. RABBIT, CONVERTIBLE w/1.7L GAS ENG.
- 1982-79 4 CYL. CANADA RABBIT w/CONVERTER



For 15549: Univ. Conv. 15051#  
 For 22221: SoundFX 18376                      Univ. SoundFX 17872#

- (12209) 1980-78 4 CYL. RABBIT w/1.5L DIESEL ENG.
- 1980-77 4 CYL. U.S. RABBIT w/1.5L, 1.6L GAS ENG. w/o CONVERTER
- 1982-75 4 CYL. CANADA RABBIT w/o CONVERTER



For 22221: SoundFX 18376                      Univ. SoundFX 17872#

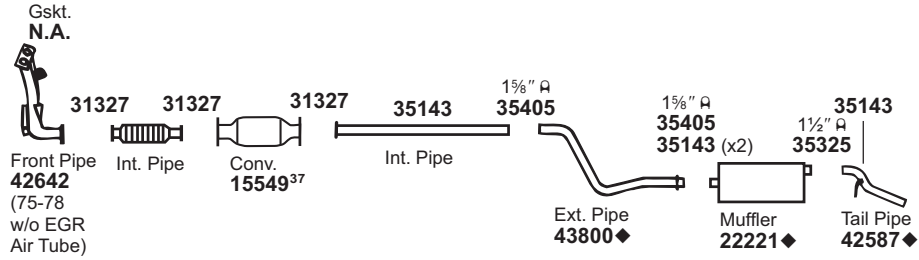
31327 Gskt.	31364 Gskt.	35143 Insl.	36121 Sprng Clip											

NOT LEGAL FOR SALE IN STATE OF CALIFORNIA  
 IN NEW YORK STATE, CONVERTERS LISTED ARE LEGAL FOR FEDERAL/EPA EMISSION VEHICLES ONLY

756 ♦ If welded assembly, replace all required parts.                      37 Fits All Emissions Vehicles.  
 # Modifications and/or additional parts required.

# VOLKSWAGEN Rabbit

(12210) 1979-75 4 CYL. U.S. RABBIT w/1.5L, 1.6L GAS ENG. w/CONVERTER  
 1977-76 4 CYL. CANADA RABBIT w/1.6L GAS ENG. w/CONVERTER

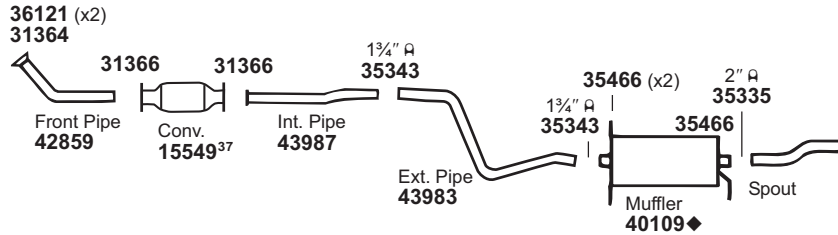


For 15549: Univ. Conv. 15051#  
 For 22221: SoundFX 18376 Univ. SoundFX 17872#

GENERAL INFORMATION  
 PASSENGER CAR  
 LIGHT TRUCK

# VOLKSWAGEN Scirocco

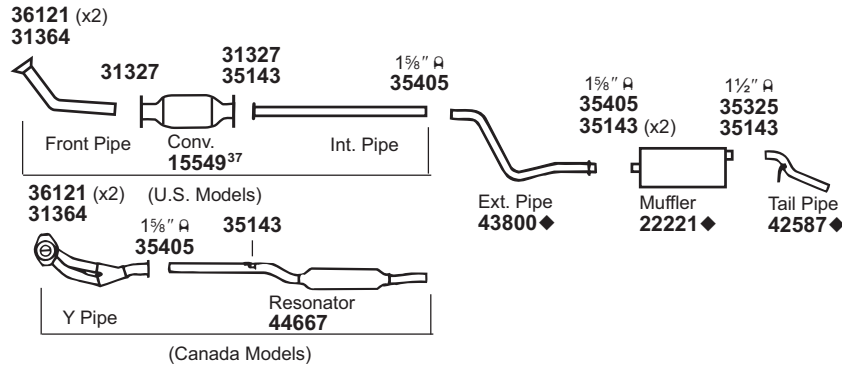
(12211) 1987-84 4 CYL. SCIROCCO w/1.8L ENG. (EXC. 16 VALVE ENG.) (AFTER CHASSIS NO. 53-E-022215) w/CONVERTER



For 15549: Univ. Conv. 15051#

MUFFLER SPECS.  
 OPTIONAL MUFFLERS

(12212) 1984-83 4 CYL. CANADA SCIROCCO w/1.7L GAS ENG., w/o CONVERTER  
 1983-82 4 CYL. U.S. SCIROCCO w/1.7L ENG.



For 15549: Univ. Conv. 15051#  
 For 22221: SoundFX 18376 Univ. SoundFX 17872#

CONVERTER SPECS.  
 ACCESSORIES

31327 Gskt.	31364 Gskt.	31366 Gskt.	35143 Insl.	35466 Insl.	36121 Sprg Clip										

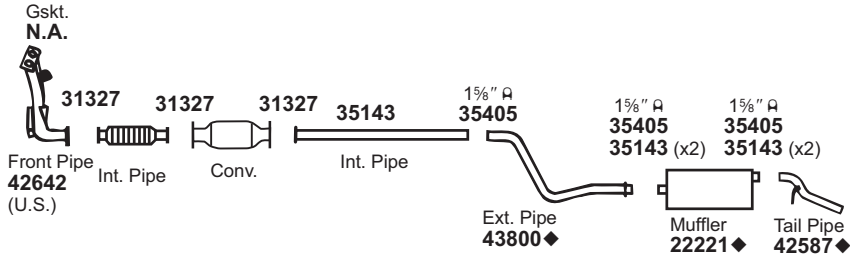
NOT LEGAL FOR SALE IN STATE OF CALIFORNIA  
 IN NEW YORK STATE, CONVERTERS LISTED ARE LEGAL FOR FEDERAL/EPA EMISSION VEHICLES ONLY

◆ If welded assembly, replace all required parts.  
 # Modifications and/or additional parts required. 37 Fits All Emissions Vehicles.

FOOTNOTES

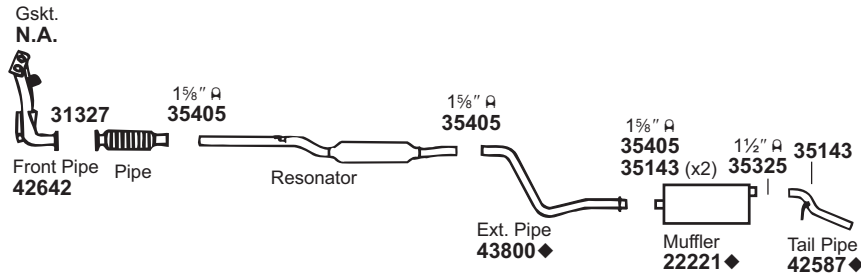
# VOLKSWAGEN Scirocco

(12213) 1982-79 4 CYL. CANADA SCIROCCO w/CONVERTER  
 1981-80 4 CYL. U.S. SCIROCCO w/1.7L GAS ENG.



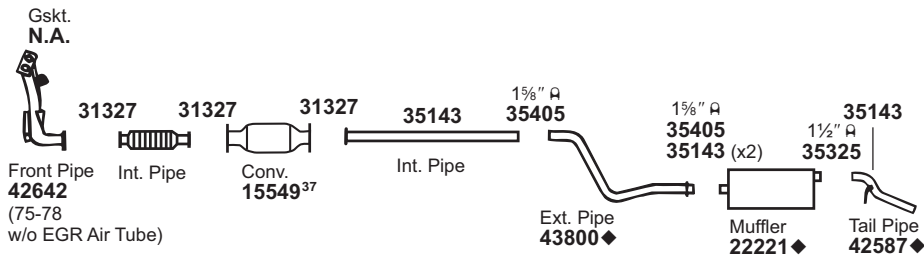
For 22221: SoundFX 18376 Univ. SoundFX 17872#

(12214) 1982-75 4 CYL. CANADA SCIROCCO w/o CONVERTER  
 1980-77 4 CYL. U.S. SCIROCCO w/1.5, 1.6L GAS ENG. w/o CONVERTER



For 22221: SoundFX 18376 Univ. SoundFX 17872#

(12215) 1979-75 4 CYL. US SCIROCCO w/1.5L, 1.6L GAS ENG. w/CONVERTER  
 1979-76 4 CYL. CANADA SCIROCCO w/1.6L GAS ENG. w/CONVERTER



For 15549: Univ. Conv. 15051#  
 For 22221: SoundFX 18376 Univ. SoundFX 17872#

31327 Gskt.	35143 Insl.																		

NOT LEGAL FOR SALE IN STATE OF CALIFORNIA  
 IN NEW YORK STATE, CONVERTERS LISTED ARE LEGAL FOR FEDERAL/EPA EMISSION VEHICLES ONLY

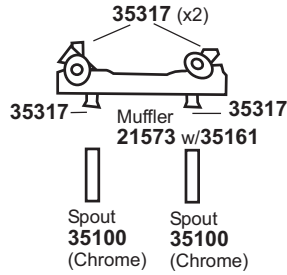
758 ♦ If welded assembly, replace all required parts.  
 # Modifications and/or additional parts required.

47 Fits All Emissions Vehicles.



# VOLKSWAGEN Type I-Beetle

(12216) 1973-68 4 CYL. CANADA BEETLE, KARMANN GHIA - 1500, 1600cc  
 1973-66 4 CYL. U.S. BEETLE, KARMANN GHIA - 1300, 1500, 1600cc (EXC. 1972-73 CALIFORNIA MODELS (1600) w/AUTO. TRANS.)



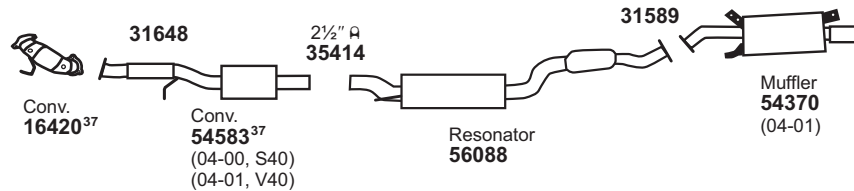
GENERAL INFORMATION

PASSENGER CAR

LIGHT TRUCK

# VOLVO 40 Series

(12217) 2004-00 4 CYL. S40, V40 w/1.9L ENG.



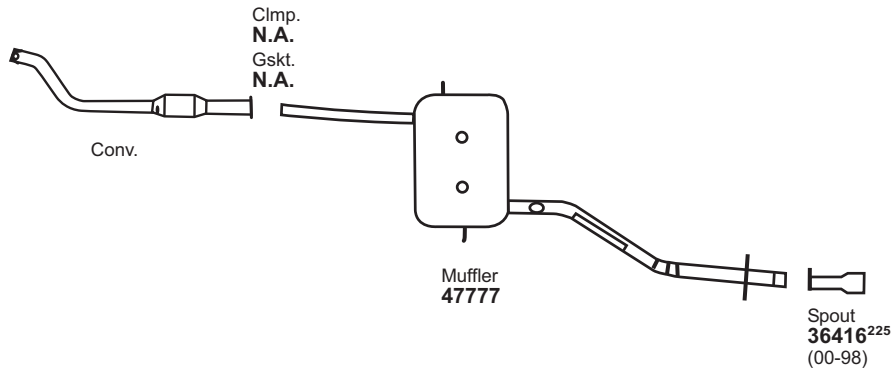
For 54583: Univ. Conv. 93237#

MUFFLER SPECS.

OPTIONAL MUFFLERS

# VOLVO 70 Series

(12218) 2004-01 5 CYL. C70 w/2.3L, 2.4L ENG. TURBO  
 2000-98 5 CYL. C70, S70, V70 (EXC. X/C A.W.D.) w/2.3L, 2.4L ENG., TURBO



CONVERTER SPECS.

ACCESSORIES

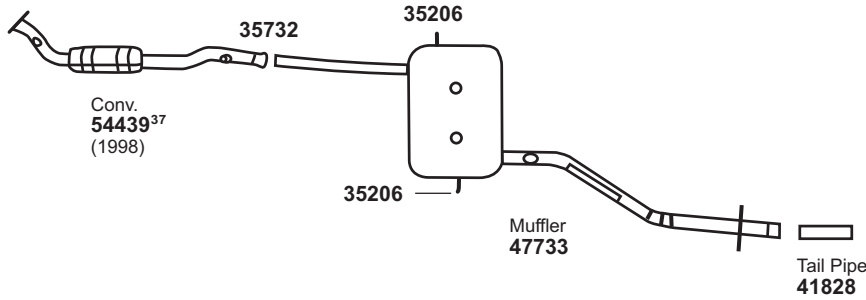
FOOTNOTES

31589 Gskt.	31648 Gskt.	35317 Clmp. Kit																	

NOT LEGAL FOR SALE IN STATE OF CALIFORNIA  
 IN NEW YORK STATE, CONVERTERS LISTED ARE LEGAL FOR FEDERAL/EPA EMISSION VEHICLES ONLY

# VOLVO 70 Series

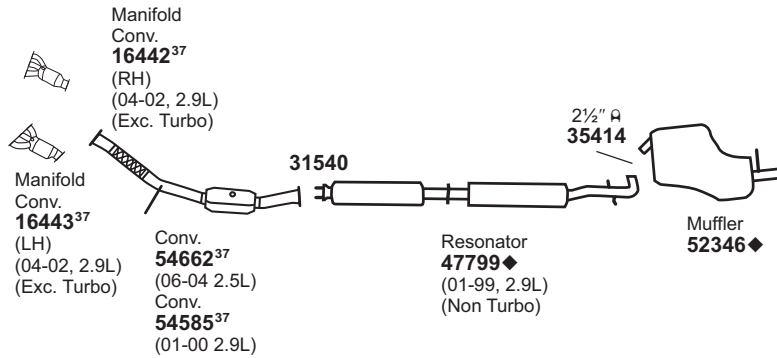
(12219) 2000-98 5 CYL. S70, V70 w/2.4L ENG. (EXC. TURBO)



For 47733: SoundFX 18932  
 For 54439: Univ. Conv. 93302#

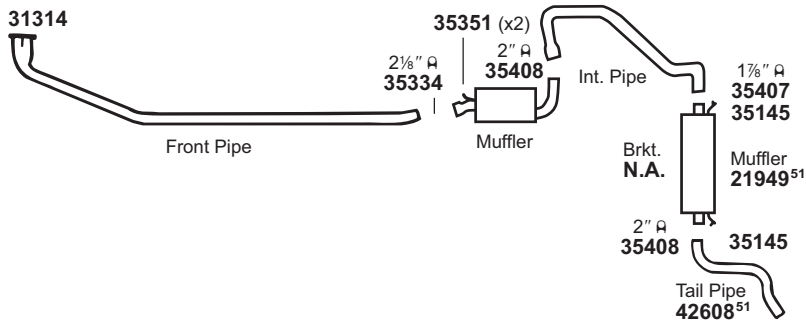
# VOLVO 80 Series

(12220) 2006-04 5 CYL. S80 w/2.5L ENG.  
 2005-99 6 CYL. S80 w/2.9L ENG.  
 2001-99 6 CYL. S80 w/2.8L ENG.



# VOLVO 140 Series

(12221) 1974 4 CYL. 142E, 144E SEDANS, 145E STATION WAGON w/1986cc (B20 ENG.) (FUEL INJECTION)



For 21949: SoundFX 18199

Univ. SoundFX 17816#

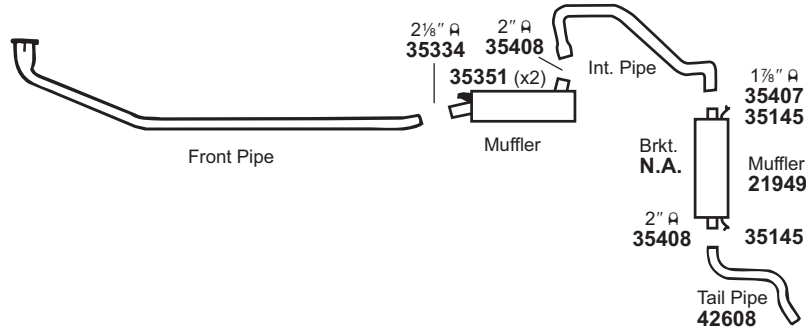
31314 Gskt.	31540 Gskt.	35145 Insl.	35206 Insl.	35351 Insl.	35732 Clmp.														

NOT LEGAL FOR SALE IN STATE OF CALIFORNIA  
 IN NEW YORK STATE, CONVERTERS LISTED ARE LEGAL FOR FEDERAL/EPA EMISSION VEHICLES ONLY

760 # If welded assembly, replace all required parts. # Modifications and/or additional parts required. 37 Fits All Emissions Vehicles. 51 Both parts required.

# VOLVO 160 Series

(12222) 1975 6 CYL. 164 SERIES B30F ENG. (2978cc) FROM CHASSIS NO. 132567



For 21949: SoundFX 18199

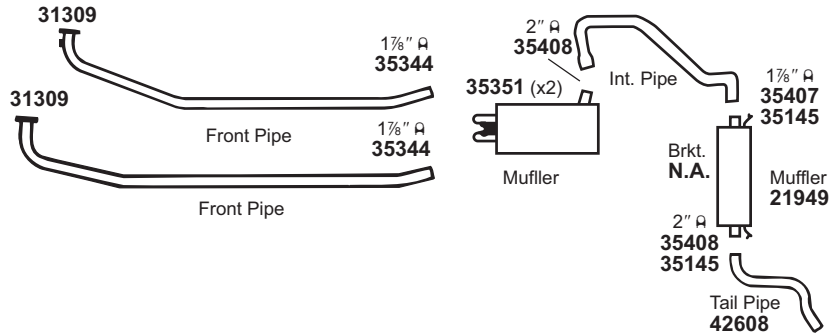
Univ. SoundFX 17816#

GENERAL INFORMATION

PASSENGER CAR

LIGHT TRUCK

(12223) 1974 6 CYL. SERIES 164 w/2978cc ENG. (FUEL INJECTION) (AFTER CHASSIS NO. 102950)



For 21949: SoundFX 18199

Univ. SoundFX 17816#

MUFFLER SPECS.

OPTIONAL MUFFLERS

CONVERTER SPECS.

ACCESSORIES

FOOTNOTES

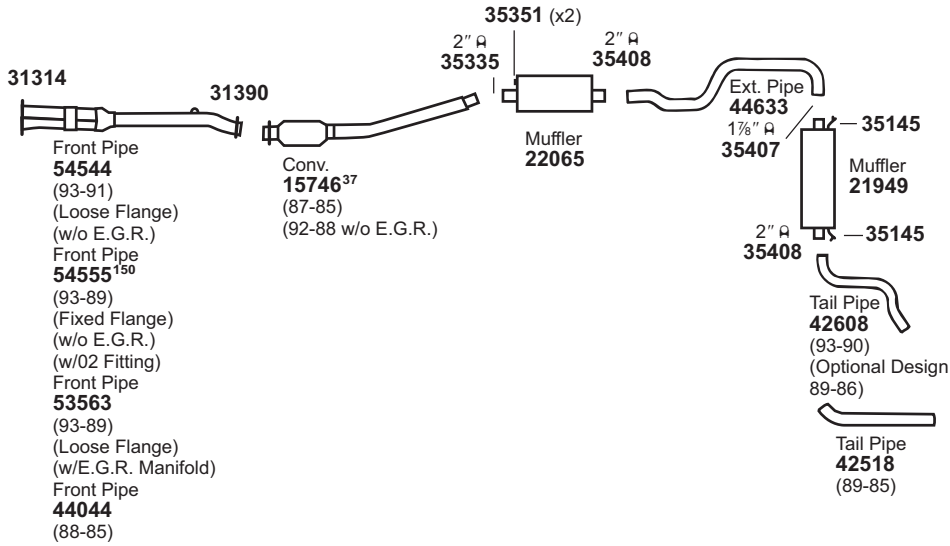
31309 Gskt.	35145 Insl.	35351 Insl.											

NOT LEGAL FOR SALE IN STATE OF CALIFORNIA  
IN NEW YORK STATE, CONVERTERS LISTED ARE LEGAL FOR FEDERAL/EPA EMISSION VEHICLES ONLY

# Modifications and/or additional parts required.

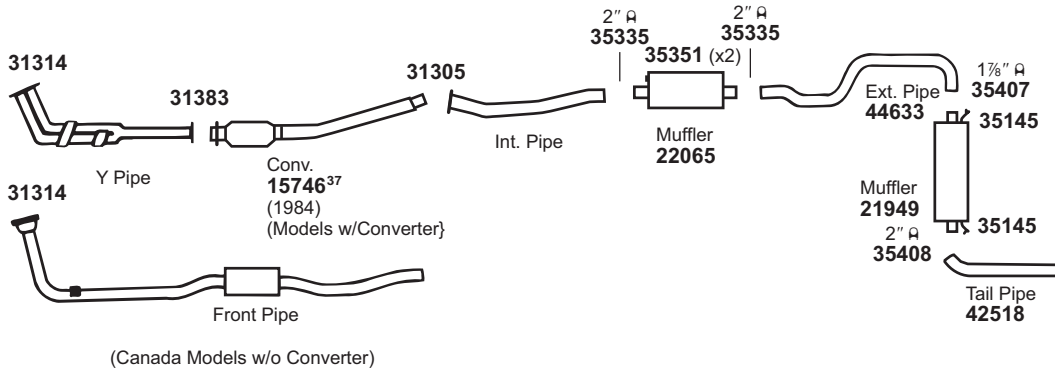
# VOLVO 240 DL-GL-GLT Series

(12224) 1993-90 4 CYL. 240 w/B230F (2.3L) ENG.  
 1989-85 4 CYL. 244, 245 w/B230F (2.3L) ENG.



For 15746: Univ. Conv. 15196#  
 For 21949: SoundFX 18199 Univ. SoundFX 17816#  
 For 22065: SoundFX 18281

(12225) 1984-82 4 CYL. 242 DL, 244 DL/GL, 245 DL/GL w/B21F (2.1L), B23F (2.3L) ENG.  
 (EXC. TURBO)



For 15746: Univ. Conv. 15196#  
 For 21949: SoundFX 18199 Univ. SoundFX 17816#  
 For 22065: SoundFX 18281

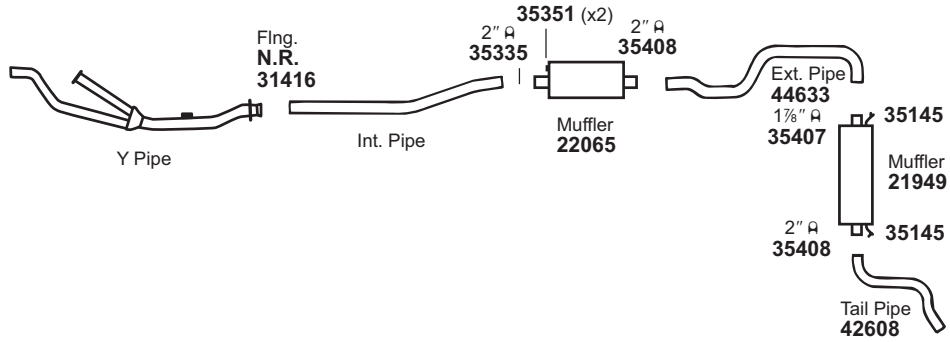
31305 Gskt.	31314 Gskt.	31383 Gskt.	31390 Gskt.	35145 Insl.	35351 Insl.								

NOT LEGAL FOR SALE IN STATE OF CALIFORNIA  
 IN NEW YORK STATE, CONVERTERS LISTED ARE LEGAL FOR FEDERAL/EPA EMISSION VEHICLES ONLY

762 # Modifications and/or additional parts required. 150 If oxygen sensor not used, Plug 35299 is required.  
 37 Fits All Emissions Vehicles.

# VOLVO 240 DL-GL-GLT Series

(12226) 1984-80 6 CYL. 244 DL/GL, 245 DL/GL w/D24 (2.4L) DIESEL ENG.



For 21949: SoundFX 18199 Univ. SoundFX 17816#  
 For 22065: SoundFX 18281

GENERAL INFORMATION

PASSENGER CAR

LIGHT TRUCK

MUFFLER SPECS.

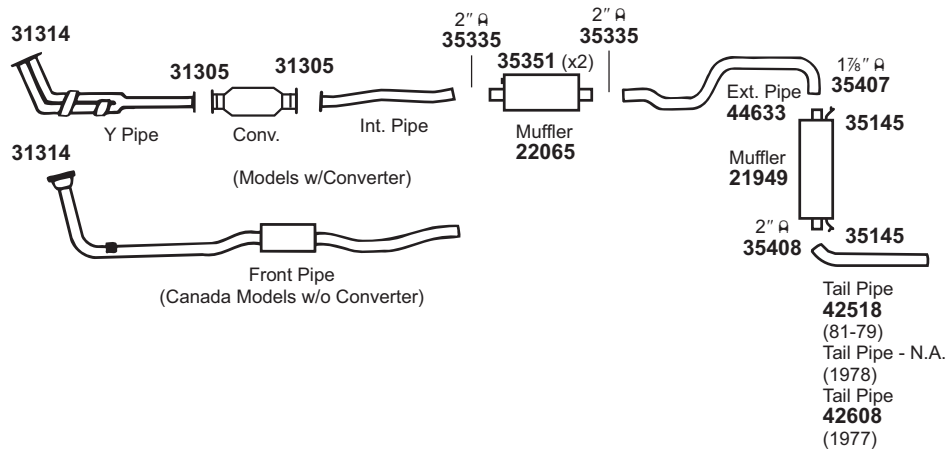
OPTIONAL MUFFLERS

CONVERTER SPECS.

ACCESSORIES

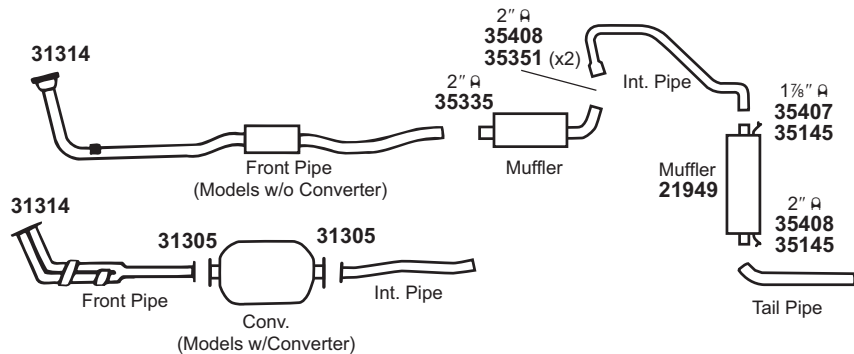
FOOTNOTES

(12227) 1981-77 4 CYL. 242, 244, 245 B21F ENG. FUEL INJECTION



For 21949: SoundFX 18199 Univ. SoundFX 17816#  
 For 22065: SoundFX 18281

(12228) 1976 4 CYL. 242, 244, 245 w/FUEL INJECTION B21F EXT. FROM CHASSIS NO. 53865 (242), 82980 (244), 54710 (245)



For 21949: SoundFX 18199 Univ. SoundFX 17816#

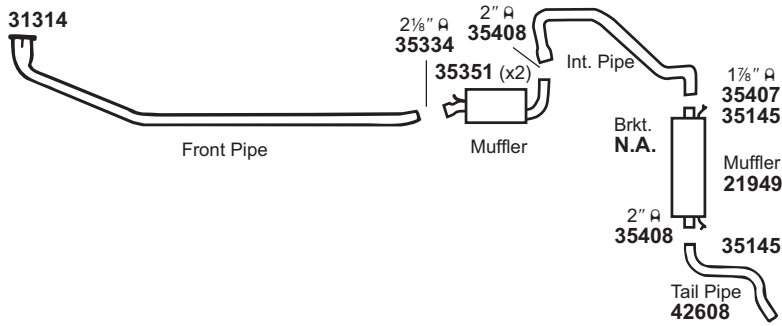
31305 Gskt.	31314 Gskt.	31416 Gskt.	35145 Insl.	35351 Insl.									

NOT LEGAL FOR SALE IN STATE OF CALIFORNIA  
 IN NEW YORK STATE, CONVERTERS LISTED ARE LEGAL FOR FEDERAL/EPA EMISSION VEHICLES ONLY

# Modifications and/or additional parts required.

# VOLVO 240 DL-GL-GLT Series

(12229) 1975 4 CYL. 242, 244, 245 w/FUEL INJECTION B20F ENG. (1986cc) - AUTO. TRANS. UP TO AND AFTER CHASSIS 32030 (242), 49238 (244), 29986 (245) AND ALL w/4 SPEED TRANS. & OVERDRIVE

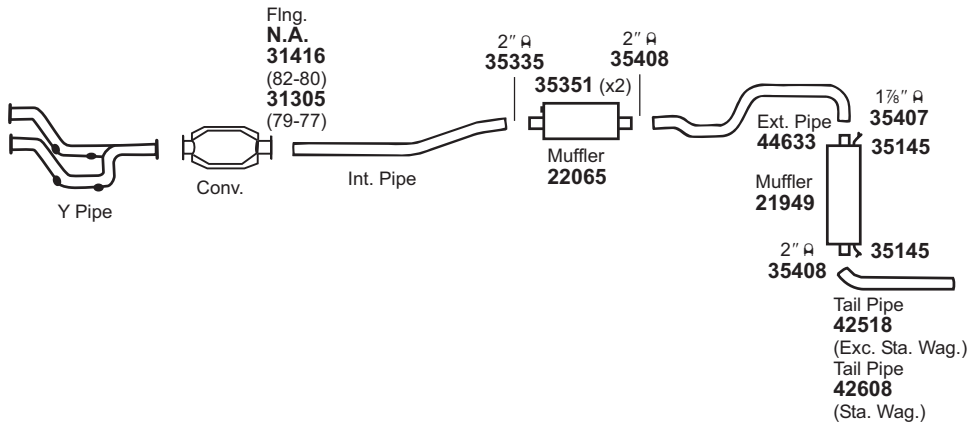


For 21949: SoundFX 18199

Univ. SoundFX 17816#

# VOLVO 260-GLE-Bertone Coupe Series

(12230) 1982-80 6 CYL. 264GLE, 265 GLE COUPE w/B28F (2.8L) GAS ENG.  
1979-77 V6 CYL. 262, 264, 265 w/B27F, B28F ENG. FUEL INJECTION

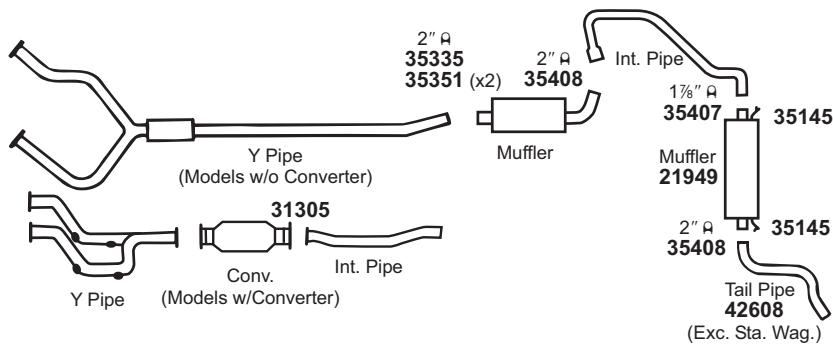


For 21949: SoundFX 18199

Univ. SoundFX 17816#

For 22065: SoundFX 18281

(12231) 1976 V6 CYL. 262, 264, 265 w/B27F ENG. (FUEL INJ.)



For 21949: SoundFX 18199

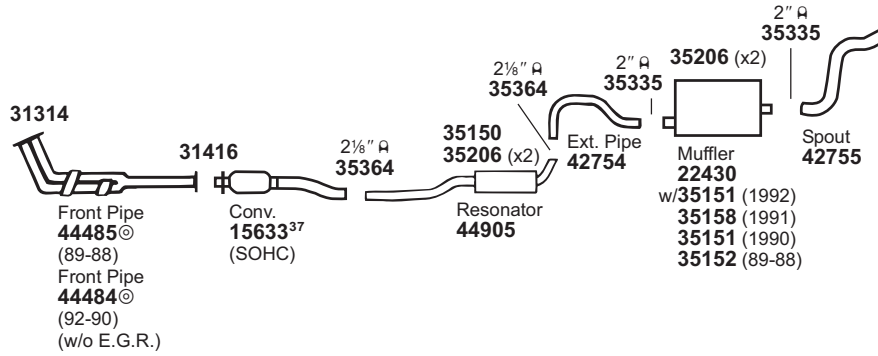
Univ. SoundFX 17816#

31305 Gskt.	31314 Gskt.	31416 Gskt.	35145 Insl.	35351 Insl.													

NOT LEGAL FOR SALE IN STATE OF CALIFORNIA  
IN NEW YORK STATE, CONVERTERS LISTED ARE LEGAL FOR FEDERAL/EPA EMISSION VEHICLES ONLY

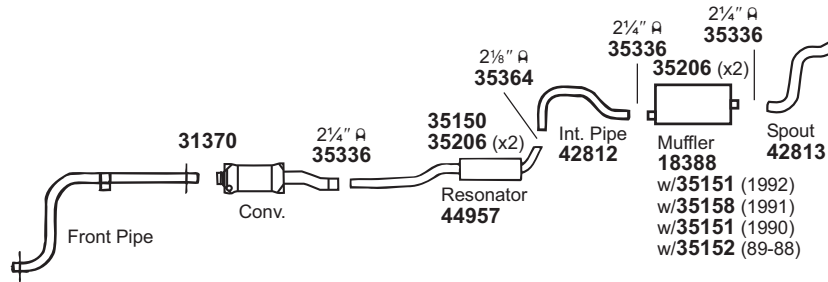
# VOLVO 740 Series

(12232) 1992-88 4 CYL. 740 w/2.3L (B230F) ENG., (EXC. TURBO)



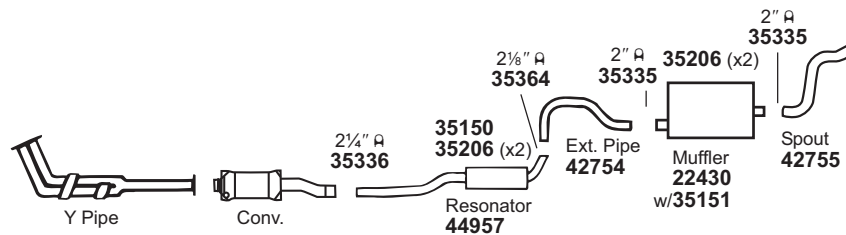
For 15633: Univ. Conv. 15195#  
For 22430: SoundFX 18349 Univ. SoundFX 17851#

(12233) 1992-88 4 CYL. 740 w/2.3L (B230FT) TURBO ENG.



For 18388: Super Turbo 17731# Ultra Flo SS 17282#

(12234) 1990 4 CYL. 740 w/2.3L (B234F) ENG.



For 22430: SoundFX 18349 Univ. SoundFX 17851#

31314 Gskt.	31370 Gskt.	31416 Gskt.	35150 Brkt.	35151 Brkt.	35152 Brkt.	35158 Brkt.	35206 Insl.							

NOT LEGAL FOR SALE IN STATE OF CALIFORNIA  
IN NEW YORK STATE, CONVERTERS LISTED ARE LEGAL FOR FEDERAL/EPA EMISSION VEHICLES ONLY

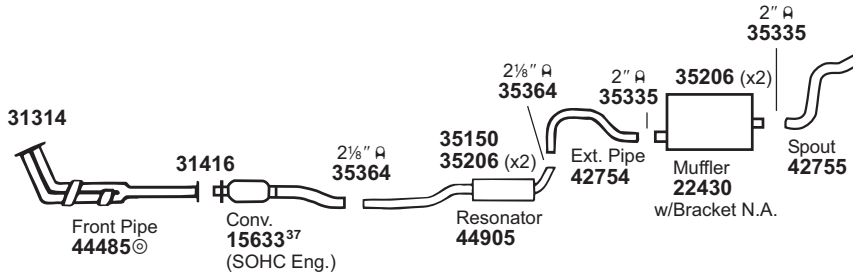
<sup>©</sup> Air Gap Pipe. Appearance may be different than O.E. Pipe. Air space between Pipes acts as a Heat Insulator.

# Modifications and/or additional parts required.  
37 Fits All Emissions Vehicles.

- GENERAL INFORMATION
- PASSENGER CAR
- LIGHT TRUCK
- MUFFLER SPECS.
- OPTIONAL MUFFLERS
- CONVERTER SPECS.
- ACCESSORIES
- FOOTNOTES

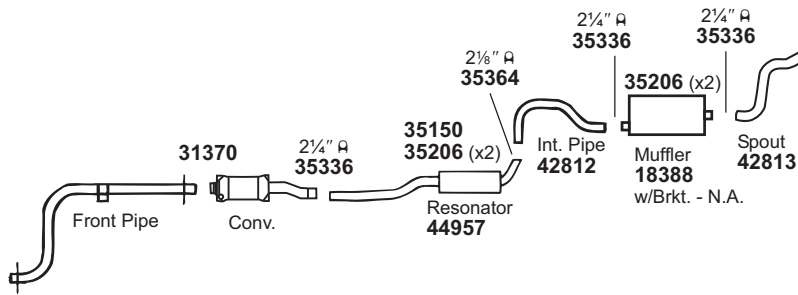
# VOLVO 740 Series

(12235) 1987-85 4 CYL. 740 w/2.3L (B230F) ENG., (EXC. TURBO)



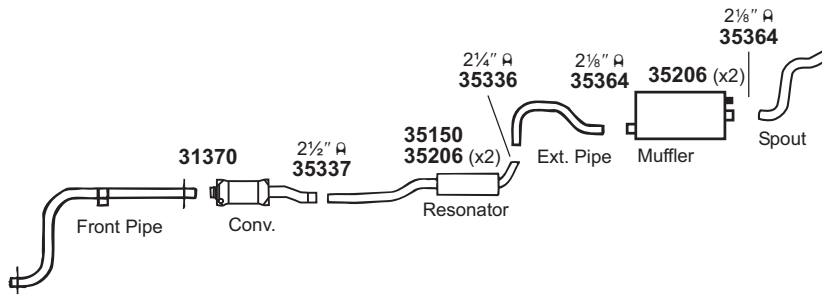
For 15633: Univ. Conv. 15195#  
 For 22430: SoundFX 18349 Univ. SoundFX 17851#

(12236) 1987 4 CYL. 740 w/2.3L (B230FT) TURBO ENG.

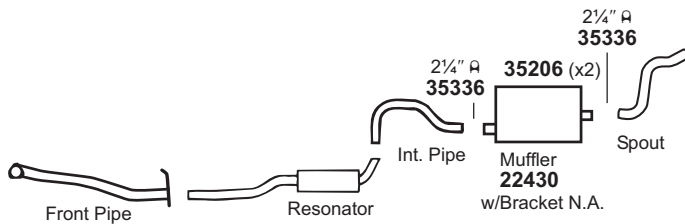


For 18388: Super Turbo 17731# Ultra Flo SS 17282#

(12237) 1986-85 4 CYL. 740 w/2.3L (B230FT), TURBO ENG.



(12238) 1986 6 CYL. 740 w/2.4L (D24T) TURBO DIESEL ENG.



For 22430: SoundFX 18349 Univ. SoundFX 17851#

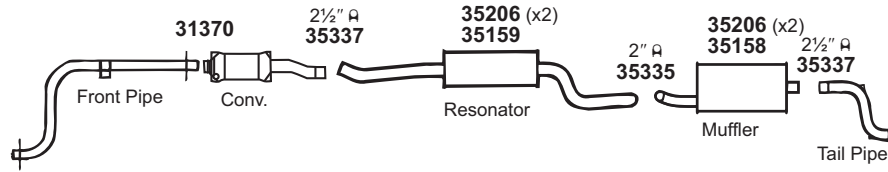
31314 Gskt.	31370 Gskt.	31416 Gskt.	35150 Brkt.	35206 Insl.													

NOT LEGAL FOR SALE IN STATE OF CALIFORNIA  
 IN NEW YORK STATE, CONVERTERS LISTED ARE LEGAL FOR FEDERAL/EPA EMISSION VEHICLES ONLY



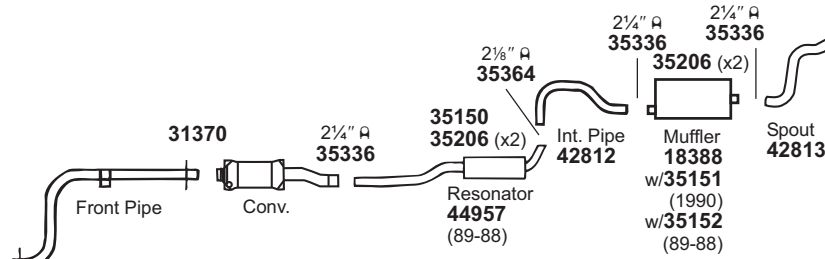
# VOLVO 760 Series

(12239) 1990 4 CYL. 760 SEDAN w/2.3L (B230FT) ENG.



GENERAL INFORMATION

(12240) 1990-88 4 CYL. 760 w/2.3L (B230FT) ENG. (1990 EXC. SEDAN)



For 18388: Super Turbo 17731#

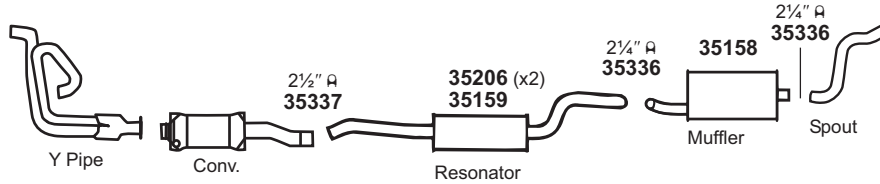
Ultra Flo SS 17282#

PASSENGER CAR

LIGHT TRUCK

MUFFLER SPECS.

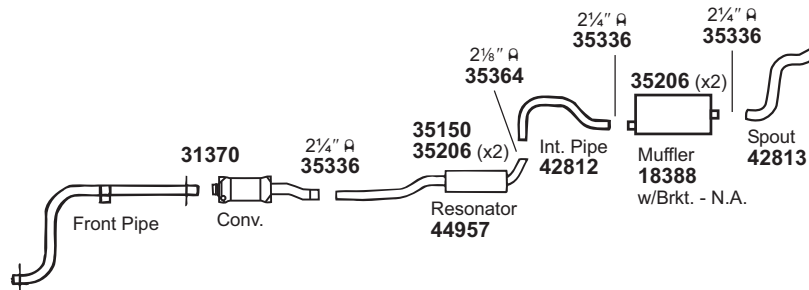
(12241) 1990-88 6 CYL. 760 w/2.8L ENG.



OPTIONAL MUFFLERS

CONVERTER SPECS.

(12242) 1987 4 CYL. 760 w/2.3L (B230FT) ENG.



For 18388: Super Turbo 17731#

Ultra Flo SS 17282#

ACCESSORIES

FOOTNOTES

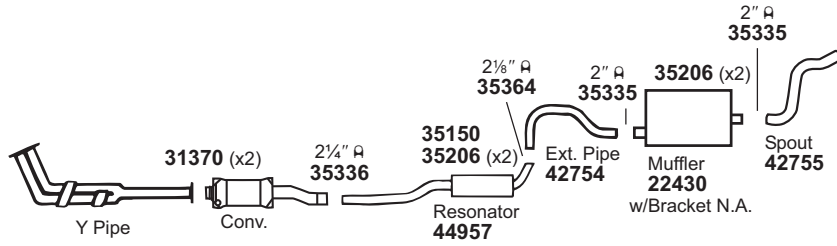
31370 Gskt.	35150 Brkt.	35151 Brkt.	35152 Brkt.	35158 Brkt.	35159 Brkt.	35206 Insl.							

NOT LEGAL FOR SALE IN STATE OF CALIFORNIA  
IN NEW YORK STATE, CONVERTERS LISTED ARE LEGAL FOR FEDERAL/EPA EMISSION VEHICLES ONLY

# Modifications and/or additional parts required.

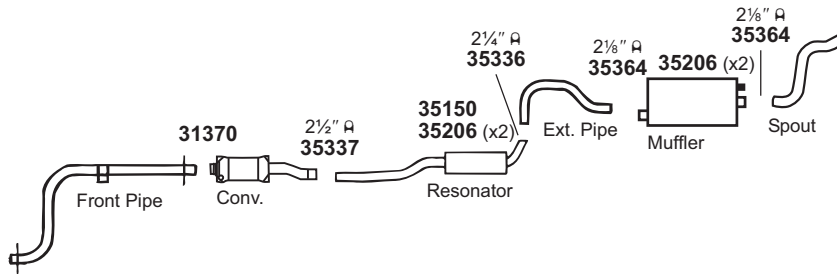
# VOLVO 760 Series

(12243) 1987 6 CYL. 760 w/2.8L (B280F) ENG.

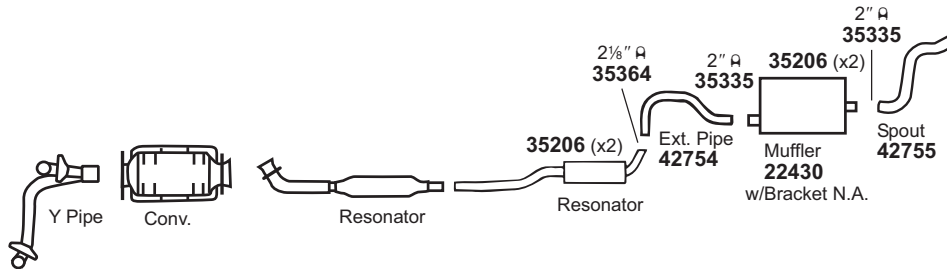


For 22430: SoundFX 18349 Univ. SoundFX 17851#

(12244) 1986-85 4 CYL. 760 w/2.3L (B230FT), TURBO ENG.

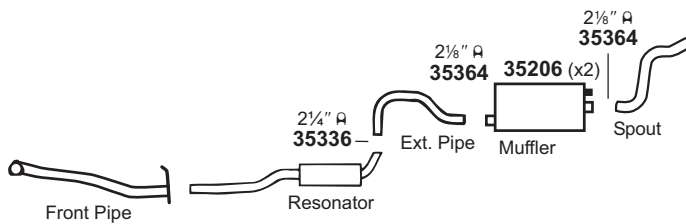


(12245) 1986-83 6 CYL. 760 w/2.8L (B28F) ENG.



For 22430: SoundFX 18349 Univ. SoundFX 17851#

(12246) 1985-83 6 CYL. 760 w/2.4L (D24T) TURBO DIESEL ENG.

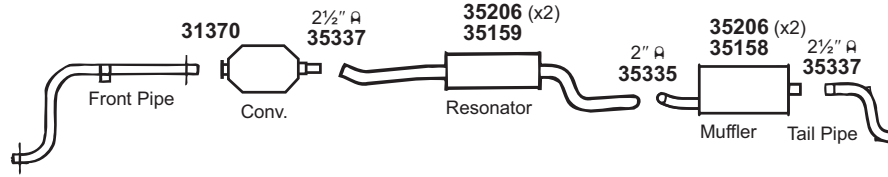


31370 Gskt.	35150 Brkt.	35206 Insl.																

NOT LEGAL FOR SALE IN STATE OF CALIFORNIA  
IN NEW YORK STATE, CONVERTERS LISTED ARE LEGAL FOR FEDERAL/EPA EMISSION VEHICLES ONLY

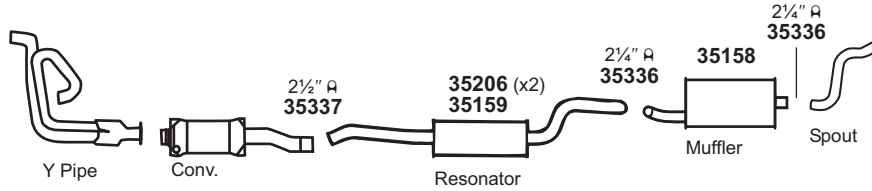
# VOLVO 780 Series

(12247) 1991 4 CYL. 780 COUPE w/2.3L (B230T) TURBO ENG.



GENERAL INFORMATION

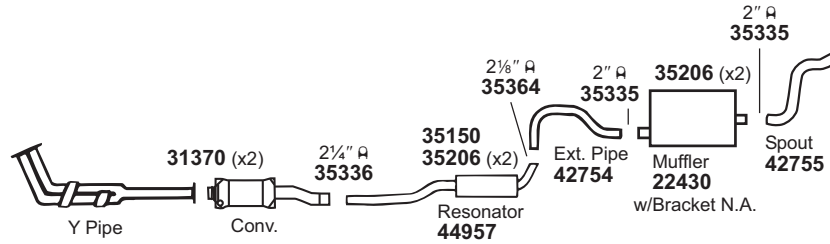
(12248) 1990-88 6 CYL. 780 w/2.8L ENG.



PASSENGER CAR

LIGHT TRUCK

(12249) 1987 6 CYL. 780 w/2.8L (B280F) ENG.



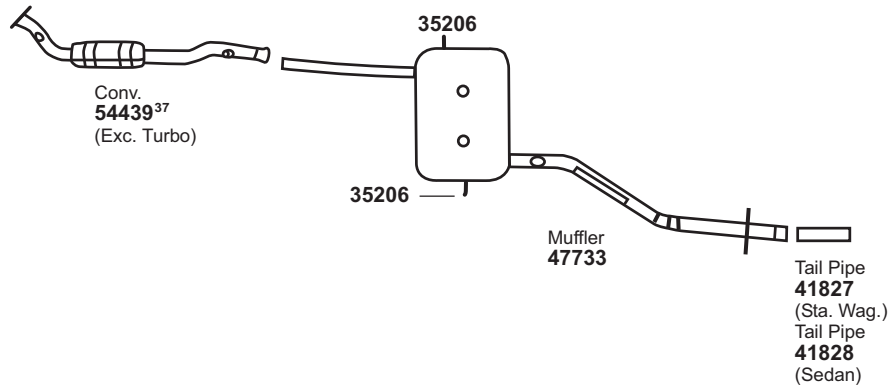
For 22430: SoundFX 18349 Univ. SoundFX 17851#

MUFFLER SPECS.

OPTIONAL MUFFLERS

# VOLVO 850 Series

(12250) 1997-96 5 CYL. 850 w/2.4L ENG.



For 47733: SoundFX 18932  
For 54439: Univ. Conv. 93302#

CONVERTER SPECS.

ACCESSORIES

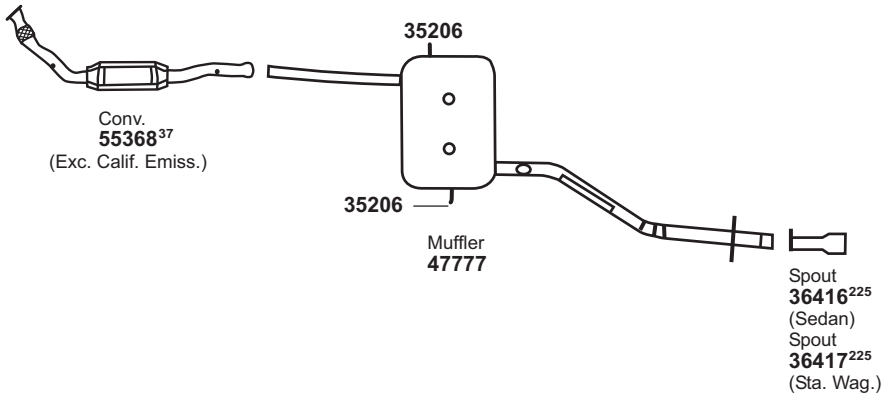
FOOTNOTES

31370 Gskt.	35150 Brkt.	35158 Brkt.	35159 Brkt.	35206 Insl.										

NOT LEGAL FOR SALE IN STATE OF CALIFORNIA  
IN NEW YORK STATE, CONVERTERS LISTED ARE LEGAL FOR FEDERAL/EPA EMISSION VEHICLES ONLY

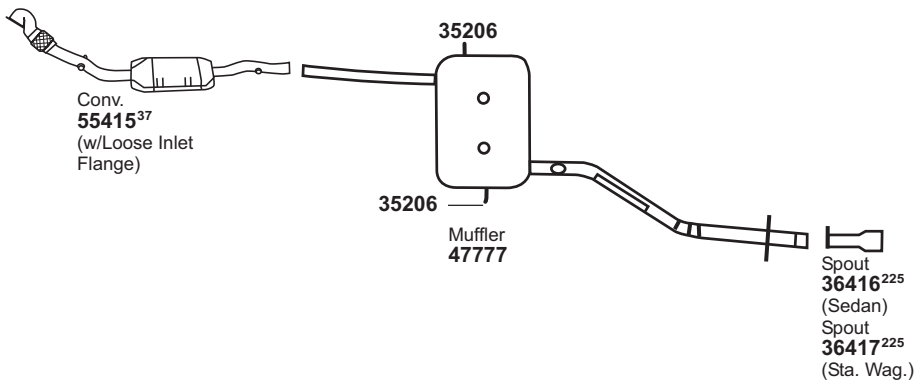
# VOLVO 850 Series

(12251) 1996 5 CYL. 850 w/2.3L TURBO ENG.

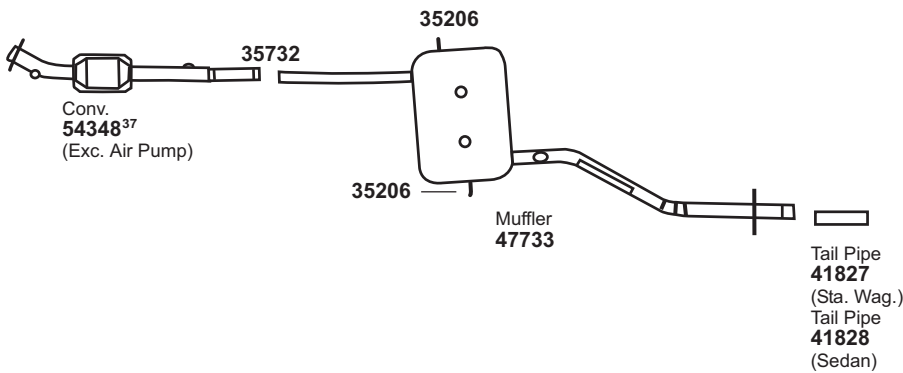


For 55368: Univ. Conv. 93303#

(12252) 1995-94 5 CYL. 850 w/2.3L TURBO ENG.



(12253) 1995-93 5 CYL. 850 w/2.4L ENG.



For 47733: SoundFX 18932

For 54348: Univ. Conv. 15038#

35206 Insl. 	35732 Clmp. 										
---	---	--	--	--	--	--	--	--	--	--	--

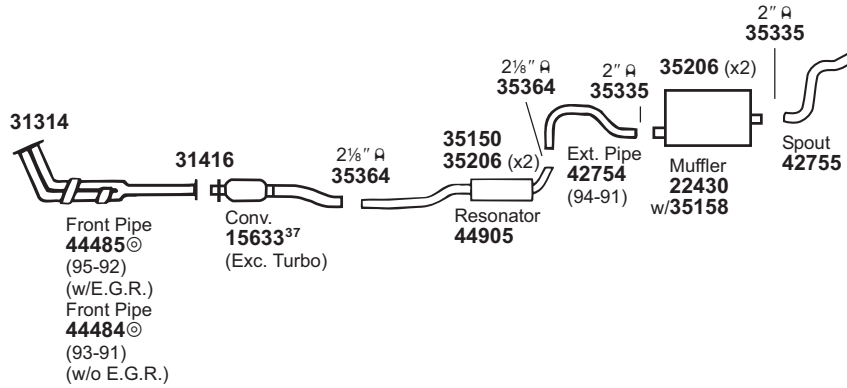
NOT LEGAL FOR SALE IN STATE OF CALIFORNIA  
IN NEW YORK STATE, CONVERTERS LISTED ARE LEGAL FOR FEDERAL/EPA EMISSION VEHICLES ONLY

770 # Modifications and/or additional parts required.  
37 Fits All Emissions Vehicles.

225 Includes clamp.

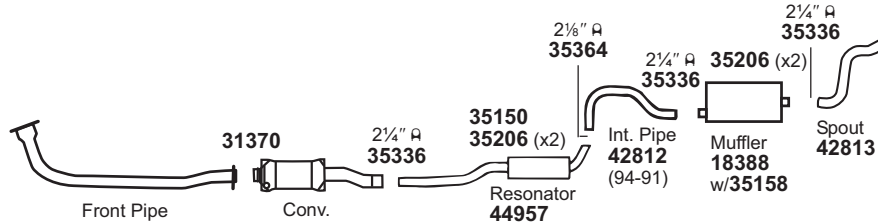
# VOLVO 940 Series

(12254) 1995-91 4 CYL. 940 w/2.3L (B230F, B230FD, B234F) ENG., SOHC (EXC. TURBO)



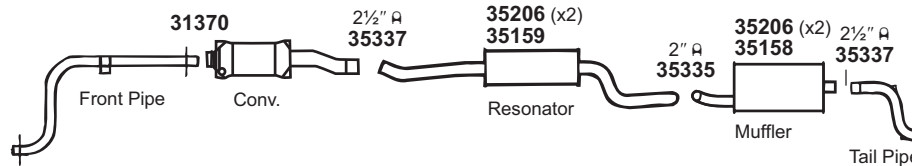
For 15633: Univ. Conv. 15195#  
 For 22430: SoundFX 18349 Univ. SoundFX 17851#

(12255) 1995-91 4 CYL. 940 w/2.3L (B230FT) TURBO ENG. (EXC. MULTILINK SUSP.)

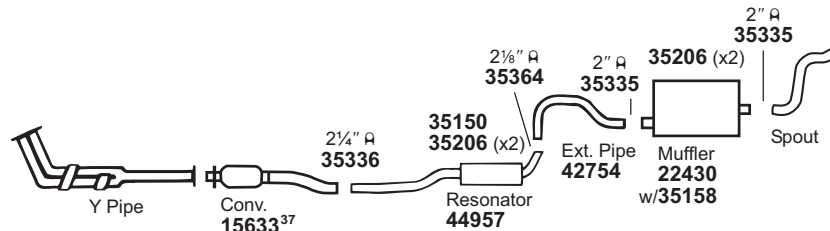


For 18388: Super Turbo 17731# Ultra Flo SS 17282#

(12256) 1993-92 4 CYL. 940 w/2.3L (B230FT) TURBO ENG. w/MULTILINK SUSP.



(12257) 1991 4 CYL. 940 w/2.3L (B234F) ENG. (EXC. MULTILINK SUSP., TURBO)



For 15633: Univ. Conv. 15195#  
 For 22430: SoundFX 18349 Univ. SoundFX 17851#

31314 Gskt.	31370 Gskt.	31416 Gskt.	35150 Brkt.	35158 Brkt.	35159 Brkt.	35206 Insl.								

NOT LEGAL FOR SALE IN STATE OF CALIFORNIA  
 IN NEW YORK STATE, CONVERTERS LISTED ARE LEGAL FOR FEDERAL/EPA EMISSION VEHICLES ONLY

© Air Gap Pipe. Appearance may be different than O.E. Pipe. Air space between Pipes acts as a Heat Insulator.

# Modifications and/or additional parts required.  
 37 Fits All Emissions Vehicles.

GENERAL INFORMATION

PASSENGER CAR

LIGHT TRUCK

MUFFLER SPECS.

OPTIONAL MUFFLERS

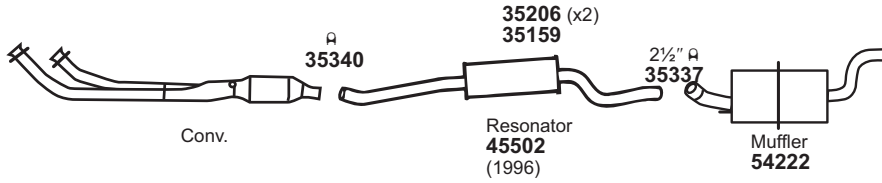
CONVERTER SPECS.

ACCESSORIES

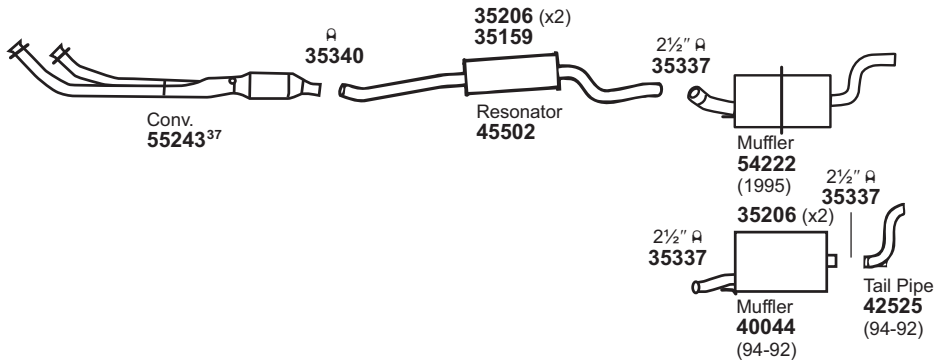
FOOTNOTES

# VOLVO 960 Series

(12258) 1997-96 6 CYL. 960 w/2.9L ENG. w/MULTILINK SUSP.

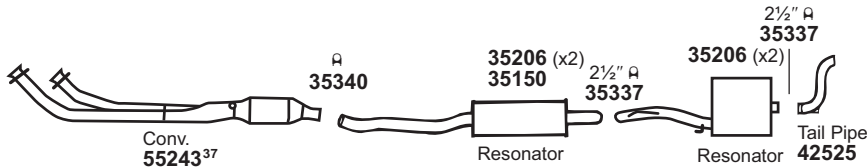


(12259) 1995-92 6 CYL. 960 w/2.9L ENG. w/MULTILINK SUSP.







For 55243: Univ. Conv. 15022#

(12260) 1994-92 6 CYL. 960 w/2.9L ENG. (EXC. MULTILINK SUSP.)



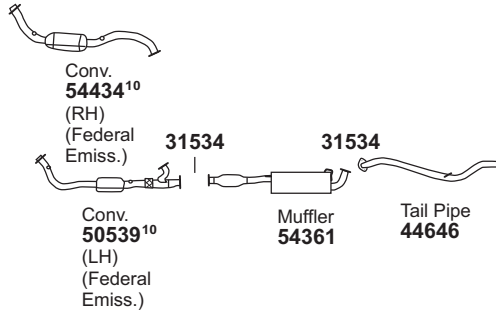
For 55243: Univ. Conv. 15022#

35150 Brkt. 	35159 Brkt. 	35206 Insl. 	35340 Clmp. 										
---	---	---	---	--	--	--	--	--	--	--	--	--	--

NOT LEGAL FOR SALE IN STATE OF CALIFORNIA  
IN NEW YORK STATE, CONVERTERS LISTED ARE LEGAL FOR FEDERAL/EPA EMISSION VEHICLES ONLY

## ACURA SLX

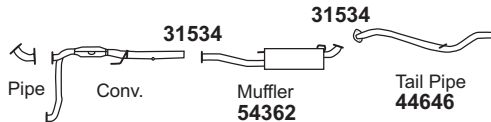
1999-98 6 CYL. SLX w/3.5L ENG.  
(12301)



**NOTE:** Reuse existing shields and clamps.

For 50539: Univ. Conv. 93236#  
For 54434: Univ. Conv. 93236#

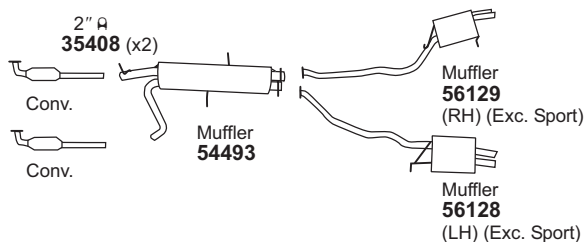
1997-96 6 CYL. SLX w/3.2L ENG., 4 DR.  
(12302)



**NOTE:** Reuse existing shields and clamps.

## BMW X5

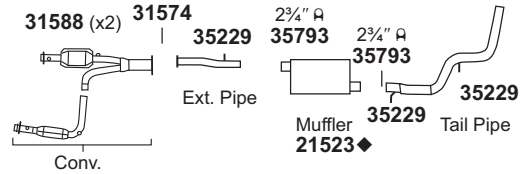
2003-00 8 CYL. X5 w/4.4L ENG.  
(12303)



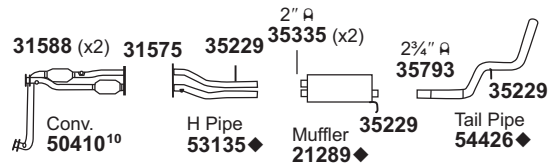
31534 Gskt.	31571 Gskt.	31574 Gskt.	31575 Gskt.	31588 Gskt.	35229 Insl.

## CADILLAC Escalade

2000-99 8 CYL. ESCALADE w/5.7L ENG.  
CALIFORNIA EMISSIONS



2000-99 8 CYL. ESCALADE w/5.7L ENG.  
FEDERAL EMISSIONS

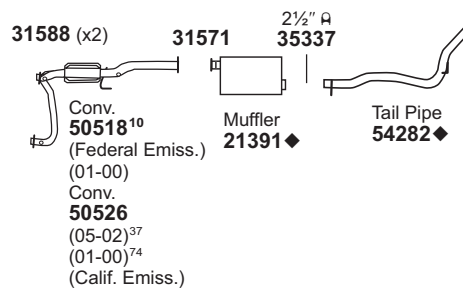


**DYNOMAX** SYSTEM AVAILABLE, See DynoMax Catalog

For 50410: Univ. Conv. 93236#

## CHEVROLET/GMC Astro/Safari Van

2005-00 6 CYL. ASTRO/SAFARI w/4.3L ENG.  
(12306)



For 21391: SoundFX 18941  
For 50518: Univ. Conv. 93304#

NOT LEGAL FOR SALE IN STATE OF CALIFORNIA  
IN NEW YORK STATE, CONVERTERS LISTED ARE LEGAL FOR FEDERAL/EPA EMISSION VEHICLES ONLY

◆ If welded assembly, replace all required parts.  
# Modifications and/or additional parts required.  
10 Fits Federal/EPA Emission Vehicles.

37 Fits All Emissions Vehicles.  
74 Fits California/50 State Emission Vehicles.

GENERAL INFORMATION

PASSENGER CAR

LIGHT TRUCK

MUFFLER SPECS.

OPTIONAL MUFFLERS

CONVERTER SPECS.

ACCESSORIES

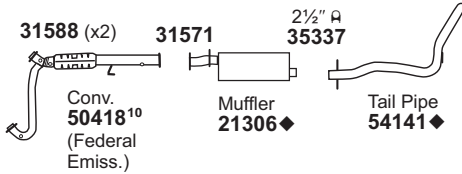
FOOTNOTES

# LIGHT TRUCK

## CHEVROLET/GMC

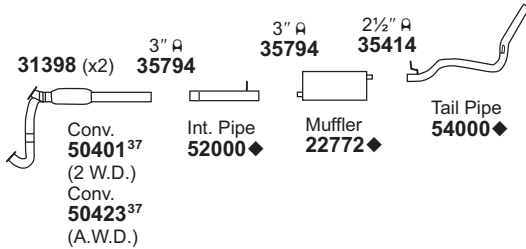
Astro/Safari Van

**1999-96 6 CYL. ASTRO/SAFARI w/4.3L ENG. (12307)**



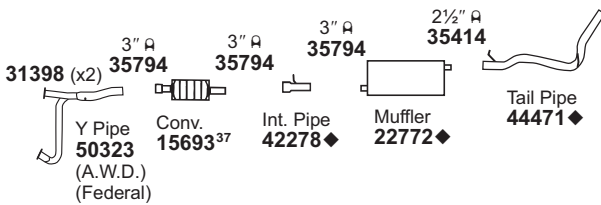
For 21306: SoundFX 18829  
For 50418: Univ. Conv. 93304#

**1995-94 6 CYL. ASTRO/SAFARI w/4.3L ENG. (12308)**



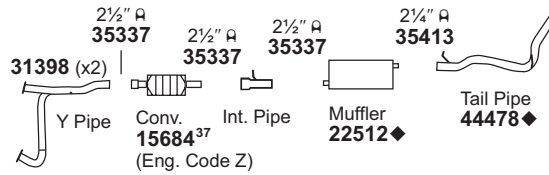
For 22772: SoundFX 18223  
For 50401: Univ. Conv. 15043#  
For 50423: Univ. Conv. 15043#

**1993-92 6 CYL. ASTRO/SAFARI w/4.3L HIGH OUTPUT ENG. CODE W**  
**1993 6 CYL. ASTRO/SAFARI w/4.3L NG. CODE Z (EXC. CALIF.) (12309)**



For 15693: Univ. Conv. 15043#  
For 22772: SoundFX 18223

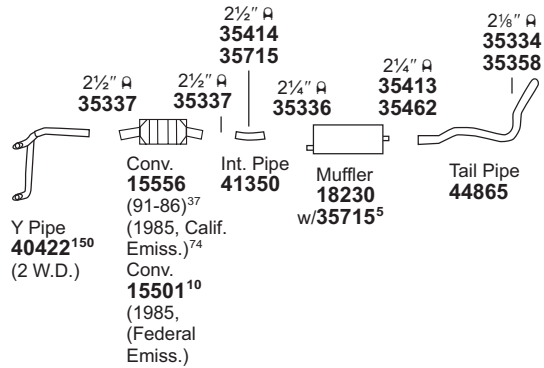
**1992 6 CYL. ASTRO/SAFARI w/4.3 ENG. (12310) (EXC. HIGH OUTPUT)**



**NOTE: Reuse O.E. Heat Shield w/35564 (2) Strap Clamps. If not reuseable, Shield 35567 required.**

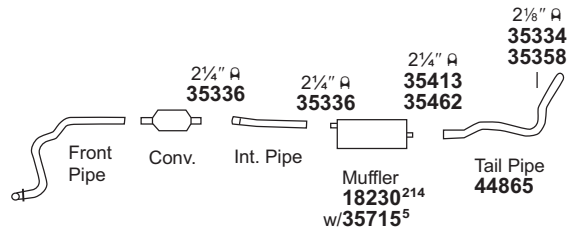
For 15684: Univ. Conv. 15042#  
For 22512: SoundFX 18255 Tru-Fit 18176  
Univ. SoundFX 17855 Super Turbo 17734#  
Ultra Flo SS 17258<sup>576</sup>

**1991-85 6 CYL. ASTRO/SAFARI VAN w/4.3L ENG. (12311) (EXC. HIGH OUTPUT ENG.)**



For 15501: Univ. Conv. 15042#  
For 15556: Univ. Conv. 15146#  
For 18230: Tru-Fit 18113 Univ. SoundFX 17808  
Super Turbo 17747#

**1990-85 4 CYL. ASTRO/SAFARI VAN w/2.5L ENG. (12312)**



For 18230: Tru-Fit 18113 Univ. SoundFX 17808  
Super Turbo 17747#

31398 Gskt.	31571 Gskt.	31588 Gskt.	35358 Brkt.	35462 Insl.	35715 Hngr.						

**NOT LEGAL FOR SALE IN STATE OF CALIFORNIA  
IN NEW YORK STATE, CONVERTERS LISTED ARE LEGAL FOR FEDERAL/EPA EMISSION VEHICLES ONLY**

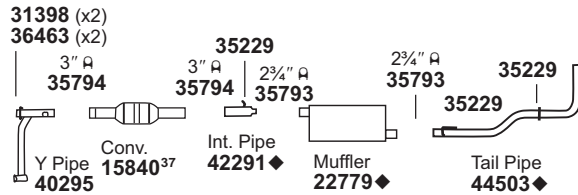
- ◆ If welded assembly, replace all required parts.
- # Modifications and/or additional parts required.
- 5 Requires 35413 (2 1/4") Clamp.
- 10 Fits Federal/EPA Emission Vehicles.
- 37 Fits All Emissions Vehicles.
- 74 Fits California/50 State Emission Vehicles.

- 150 If oxygen sensor not used, Plug 35299 is required.
- 214 To install Muffler discard O.E. type spade Bracket & install 35715 Bracket at Muffler Outlet.
- 576 For installation instructions and additional parts required, see the Cross Reference Chart in the Master Catalog.



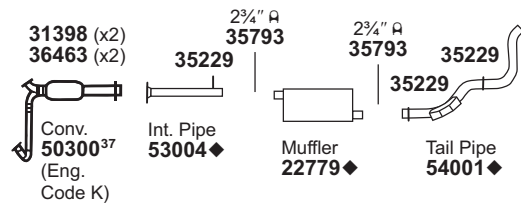
## CHEVROLET/GMC Blazer/Jimmy - Full Size - 2 & 4 W.D.

1994-92 8 CYL. BLAZER w/5.7L ENG., w/o WELDED CONVERTER, 4 W.D.



For 15840: Univ. Conv. 15043#  
For 22779: SoundFX 18269

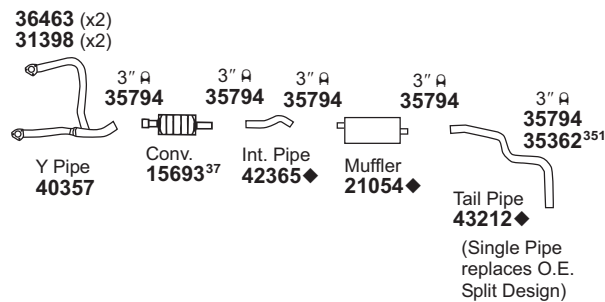
1994 8 CYL. BLAZER w/5.7L ENG., w/WELDED CONVERTER, 4 W.D.



**DYNOMAX** SYSTEM AVAILABLE, See DynoMax Catalog

For 22779: SoundFX 18269  
For 50300: Univ. Conv. 15043#

1991-87 8 CYL. BLAZER/JIMMY w/5.7L ENG., 4 W.D., w/3" MUFFLER INLET



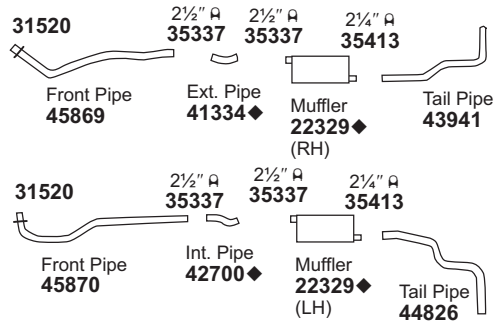
For 15693: Univ. Conv. 15043#  
For 21054: SoundFX 18229

Tru-Fit 18180

31398 Gskt.	31520 Gskt.	35229 Insl.	35362 Brkt.	35566 Brkt.	36463 Sprgs.

## CHEVROLET/GMC Blazer/Jimmy - Full Size - 2 & 4 W.D.

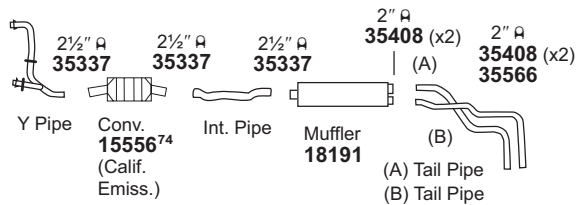
1991-82 8 CYL. BLAZER/JIMMY w/6.2L DIESEL ENG.



For 22329: SoundFX 18274<sup>511</sup>  
Univ. SoundFX 17845#  
Ultra Flo SS 17258<sup>576</sup>

Tru-Fit 18124<sup>674</sup>  
Super Turbo 17749#

1987 8 CYL. BLAZER/JIMMY w/5.0L ENG., 4 W.D.

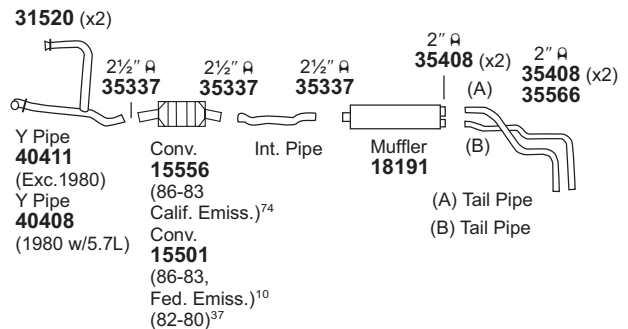


For 15556: Univ. Conv. 15146#

For 18191: Tru-Fit 18171<sup>562</sup>

Univ. SoundFX 17849

1986-80 8 CYL. BLAZER/JIMMY w/5.0L (305 C.I.D.), 5.7L (350 C.I.D.) ENG., 4 W.D., DUAL OUTLET MUFFLER



For 15501: Univ. Conv. 15042#

For 15556: Univ. Conv. 15146#

For 18191: Tru-Fit 18171<sup>562</sup>

Univ. SoundFX 17849

NOT LEGAL FOR SALE IN STATE OF CALIFORNIA

IN NEW YORK STATE, CONVERTERS LISTED ARE LEGAL FOR FEDERAL/EPA EMISSION VEHICLES ONLY

- ◆ If welded assembly, replace all required parts.
- # Modifications and/or additional parts required.
- 10 Fits Federal/EPA Emission Vehicles.
- 37 Fits All Emissions Vehicles.
- 74 Fits California/50 State Emission Vehicles.
- 351 Replaces O.E. Bracket.

- 511 Requires 35103 Hanger.
- 562 Single Outlet Muffler replaces Dual Outlet Muffler. Use pipe designated as "A" tail pipe.
- 576 For installation instructions and additional parts required, see the Cross Reference Chart in the Master Catalog.
- 674 May require Bracket.

GENERAL INFORMATION

PASSENGER CAR

LIGHT TRUCK

MUFFLER SPECS.

OPTIONAL MUFFLERS

CONVERTER SPECS.

ACCESSORIES

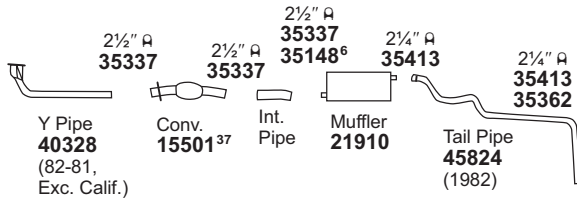
FOOTNOTES

# LIGHT TRUCK

## CHEVROLET/GMC

Blazer/Jimmy - Full Size - 2 & 4 W.D.

**1982-80 6 CYL. BLAZER/JIMMY w/4.1L (12319) (250 C.I.D.) ENG., 2 W.D.**



For 15501: Univ. Conv. 15042#

For 21910: SoundFX 18274

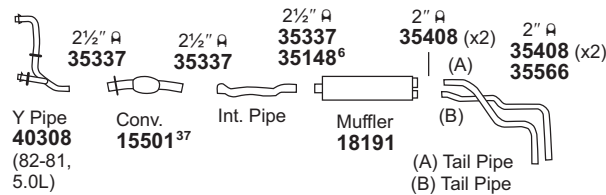
Univ. SoundFX 17845  
Ultra Flo SS 17258<sup>576</sup>

Tru-Fit 18124

Super Turbo 17749#

**1982-80 8 CYL. BLAZER/JIMMY w/5.0L (305 C.I.D.), 5.7L (350 C.I.D.) ENG., 2 W.D., DUAL OUTLET MUFFLER (12320)**

31400



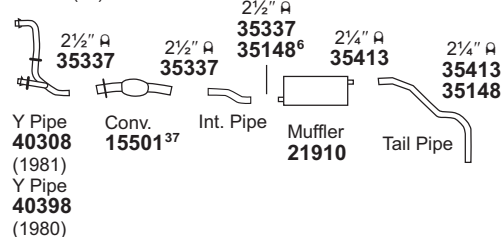
For 15501: Univ. Conv. 15042#

For 18191: Tru-Fit 18171<sup>562</sup>

Univ. SoundFX 17849

**1981-80 8 CYL. BLAZER/JIMMY w/5.0L (305 C.I.D.) ENG., 2 W.D., SINGLE OUTLET MUFFLER (12321)**

31520 (x2)



For 15501: Univ. Conv. 15042#

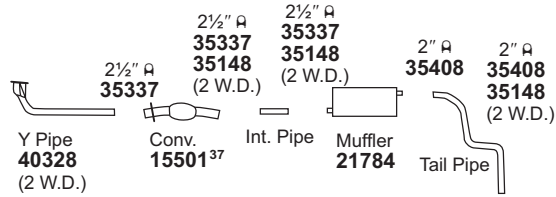
For 21910: SoundFX 18274

Univ. SoundFX 17845  
Ultra Flo SS 17258<sup>576</sup>

Tru-Fit 18124

Super Turbo 17749#

**1979 (12322) 6 CYL. BLAZER/JIMMY w/4.1L (250 C.I.D.) ENG. - 2 & 4 W.D.**



For 15501: Univ. Conv. 15042#

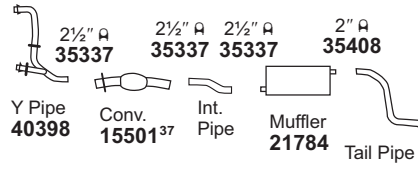
For 21784: SoundFX 18293

Univ. SoundFX 17831  
Ultra Flo SS 17258<sup>576</sup>

Tru-Fit 18120

Super Turbo 17749#  
H.D. Muffler 22730 △

**1979-78 8 CYL. BLAZER/JIMMY w/5.0L (305 C.I.D.), 5.7L (350 C.I.D.) ENG. - 2 W.D., SINGLE EXHAUST w/CONVERTER (12323)**



For 15501: Univ. Conv. 15042#

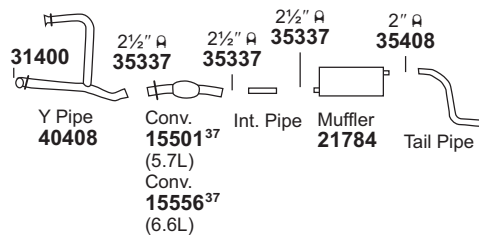
For 21784: SoundFX 18293

Univ. SoundFX 17831  
Ultra Flo SS 17258<sup>576</sup>

Tru-Fit 18120

Super Turbo 17749#  
H.D. Muffler 22730 △

**1979-78 8 CYL. BLAZER/JIMMY w/5.7L (350 C.I.D.), 6.6L (400 C.I.D.) ENG. - 4 W.D., SINGLE EXHAUST w/CONVERTER (12324)**



For 15501: Univ. Conv. 15042#

For 15556: Univ. Conv. 15146#

For 21784: SoundFX 18293

Univ. SoundFX 17831  
Ultra Flo SS 17258<sup>576</sup>

Tru-Fit 18120

Super Turbo 17749#  
H.D. Muffler 22730 △

31400 Gskt. 	31520 Gskt. 	35148 Brkt. 	35362 Brkt. 	35566 Brkt. 															
--------------------	--------------------	--------------------	--------------------	--------------------	--	--	--	--	--	--	--	--	--	--	--	--	--	--	--

NOT LEGAL FOR SALE IN STATE OF CALIFORNIA  
IN NEW YORK STATE, CONVERTERS LISTED ARE LEGAL FOR FEDERAL/EPA EMISSION VEHICLES ONLY

△ H.D. Arc-welded construction, recommended for commercial use.

# Modifications and/or additional parts required.

6 Requires 35414 (2 1/2") Clamp.

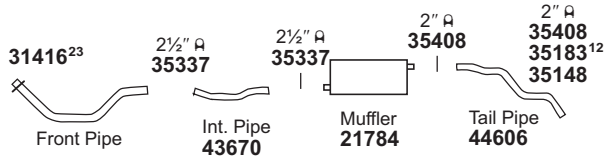
37 Fits All Emissions Vehicles.

562 Single Outlet Muffler replaces Dual Outlet Muffler. Use pipe designated as "A" tail pipe.

576 For installation instructions and additional parts required, see the Cross Reference Chart in the Master Catalog.

# LIGHT TRUCK

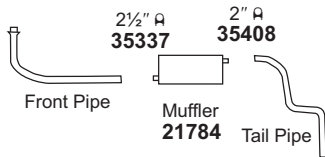
**1978-76 6 CYL. BLAZER/JIMMY w/4.1L (250 C.I.D.) ENG. - 4 W.D.**



For 21784: SoundFX 18293  
Univ. SoundFX 17831  
Ultra Flo SS 17258<sup>576</sup>

Tru-Fit 18120  
Super Turbo 17749#  
H.D. Muffler 22730 △

**1978 6 CYL. BLAZER/JIMMY w/4.1L (250 C.I.D.) ENG. - 2 W.D., w/o CONVERTER**

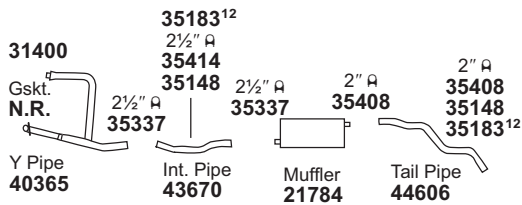


For 21784: SoundFX 18293  
Univ. SoundFX 17831  
Ultra Flo SS 17258<sup>576</sup>

Tru-Fit 18120  
Super Turbo 17749#  
H.D. Muffler 22730 △

**1978-77 8 CYL. BLAZER/JIMMY w/5.0L (305 C.I.D.), 5.7L (350 C.I.D.) ENG. - 4 W.D., w/o CONVERTER, SINGLE EXHAUST**

**1976 8 CYL. BLAZER/JIMMY w/5.7L (350 C.I.D.) ENG. - 4 W.D. - SINGLE EXHAUST w/o CONVERTER**



For 21784: SoundFX 18293  
Univ. SoundFX 17831  
Ultra Flo SS 17258<sup>576</sup>

Tru-Fit 18120  
Super Turbo 17749#  
H.D. Muffler 22730 △

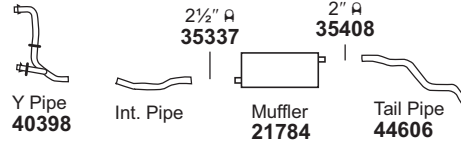
31400 Gskt.	31416 Gskt.	35148 Brkt.	35183 Insl.																

NOT LEGAL FOR SALE IN STATE OF CALIFORNIA  
IN NEW YORK STATE, CONVERTERS LISTED ARE LEGAL FOR FEDERAL/EPA EMISSION VEHICLES ONLY

△ H.D. Arc-welded construction, recommended for commercial use.  
# Modifications and/or additional parts required.  
12 Rivet must be drilled out of O.E. Hanger.  
23 Also available 31400 asbestos Gasket.

## CHEVROLET/GMC Blazer/Jimmy - Full Size - 2 & 4 W.D.

**1978 8 CYL. BLAZER/JIMMY w/5.0L (305 C.I.D.), 5.7L (350 C.I.D.) ENG. - ALL CANADIAN - 2 W.D., SINGLE EXHAUST, w/o CONVERTER**

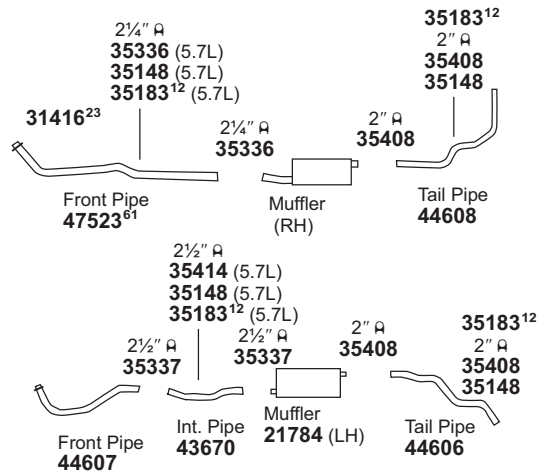


For 21784: SoundFX 18293  
Univ. SoundFX 17831  
Ultra Flo SS 17258<sup>576</sup>

Tru-Fit 18120  
Super Turbo 17749#  
H.D. Muffler 22730 △

**1978-76 8 CYL. BLAZER/JIMMY w/6.6L (400 C.I.D.) ENG. - 4 W.D. (1978 FEDERAL EMISSIONS), DUAL EXHAUST, w/o CONVERTER**

**1977-76 8 CYL. BLAZER/JIMMY w/5.7L (350 C.I.D.) ENG. - 4 W.D., DUAL EXHAUST, w/o CONVERTER**



For 21784: SoundFX 18293  
Univ. SoundFX 17831  
Ultra Flo SS 17258<sup>576</sup>

Tru-Fit 18120  
Super Turbo 17749#  
H.D. Muffler 22730 △

GENERAL INFORMATION

PASSENGER CAR

LIGHT TRUCK

MUFFLER SPECS.

OPTIONAL MUFFLERS

CONVERTER SPECS.

ACCESSORIES

FOOTNOTES

61 Cut to fit.  
576 For installation instructions and additional parts required, see the Cross Reference Chart in the Master Catalog.

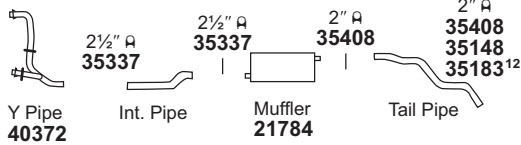
# LIGHT TRUCK

## CHEVROLET/GMC

Blazer/Jimmy - Full Size - 2 & 4 W.D.

**1977-76 8 CYL. BLAZER/JIMMY w/5.7L (350 C.I.D.) ENG. - ALL CANADIAN - 2 W.D., SINGLE EXHAUST w/o CONVERTER**  
(12330)

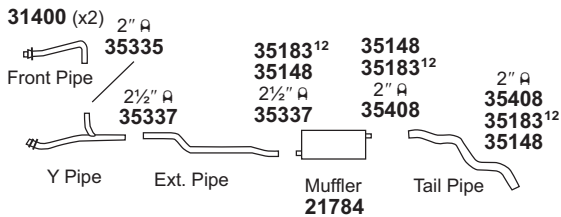
31400



For 21784: SoundFX 18293  
Univ. SoundFX 17831  
Ultra Flo SS 17258<sup>576</sup>

Tru-Fit 18120  
Super Turbo 17749#  
H.D. Muffler 22730 △

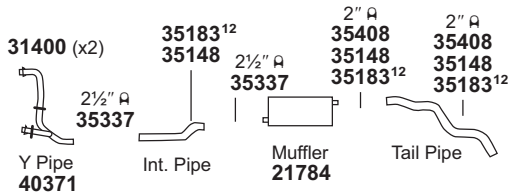
**1974-73 8 CYL. BLAZER/JIMMY w/5.0L (307 C.I.D.), 5.7L (350 C.I.D.) ENG. - 4 W.D.**  
(12331)



For 21784: SoundFX 18293  
Univ. SoundFX 17831  
Ultra Flo SS 17258<sup>576</sup>

Tru-Fit 18120  
Super Turbo 17749#  
H.D. Muffler 22730 △

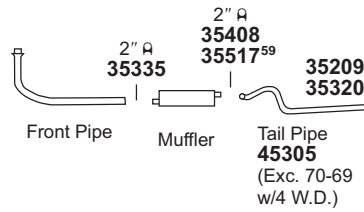
**1974-73 8 CYL. BLAZER/JIMMY w/5.0L (307 C.I.D.), 5.7L (350 C.I.D.) ENG. - 2 W.D.**  
(12332)



For 21784: SoundFX 18293  
Univ. SoundFX 17831  
Ultra Flo SS 17258<sup>576</sup>

Tru-Fit 18120  
Super Turbo 17749#  
H.D. Muffler 22730 △

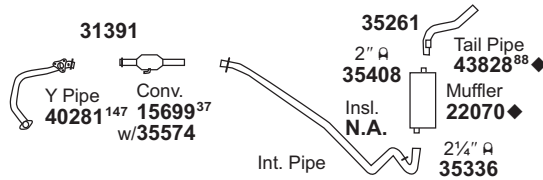
**1972-69 6 CYL. BLAZER/JIMMY - 2 & 4 W.D.**  
(12333)



## CHEVROLET/GMC

El Camino/Caballero

**1987-85 V6 CYL. EL CAMINO, CABALLERO w/4.3L ENG.**  
(12334)

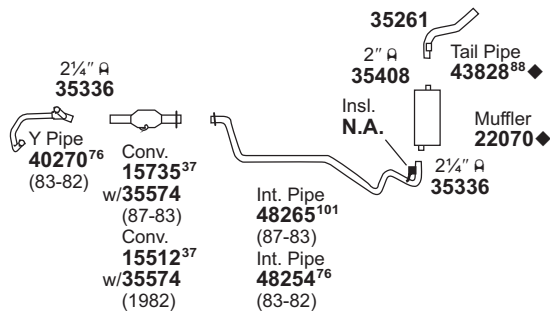


For 15699: Univ. Conv. 15032#

For 22070: SoundFX 18345  
Univ. SoundFX 17840#  
Ultra Flo SS 17282#

Tru-Fit 18107  
Super Turbo 17731#

**1987-82 8 CYL. EL CAMINO, CABALLERO w/5.0L ENG.**  
(12335)



For 15512: Univ. Conv. 15032#

For 15735: Univ. Conv. 15032#

For 22070: SoundFX 18345  
Univ. SoundFX 17840#  
Ultra Flo SS 17282#

Tru-Fit 18107  
Super Turbo 17731#

31391 Gskt.	31400 Gskt.	35148 Brkt.	35183 Insl.	35209 Hngr.	35261 Insl.	35320 Clmp.	35517 Hngr.						

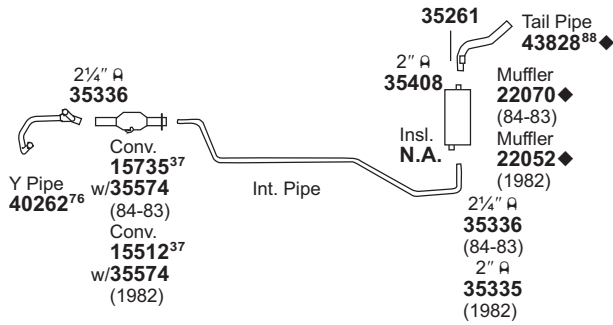
NOT LEGAL FOR SALE IN STATE OF CALIFORNIA  
IN NEW YORK STATE, CONVERTERS LISTED ARE LEGAL FOR FEDERAL/EPA EMISSION VEHICLES ONLY

- ◆ If welded assembly, replace all required parts.
- △ H.D. Arc-welded construction, recommended for commercial use.
- # Modifications and/or additional parts required.
- 12 Rivet must be drilled out of O.E. Hanger.
- 37 Fits All Emissions Vehicles.

- 76 W/Single Bed Pelletized Converter.
- 88 Late Design; Bracket welded on bottom of Pipe.
- 101 W/Dual Bed Monolithic Converter.
- 147 If sensor installation required, drill 1/2" hole in Pipe at tap.
- 576 For installation instructions and additional parts required, see the Cross Reference Chart in the Master Catalog.

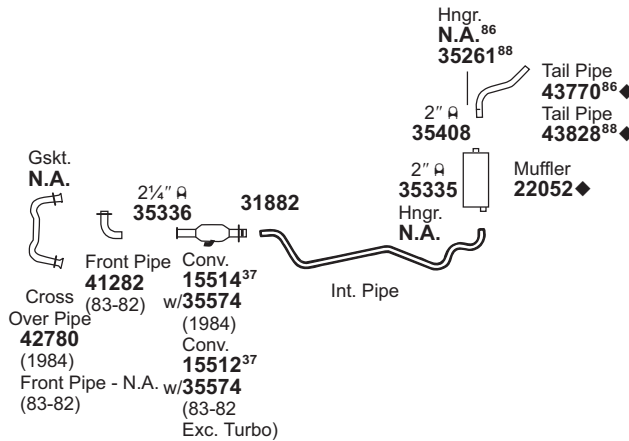
# LIGHT TRUCK

**1984-82 V6 CYL. EL CAMINO, CABALLERO w/3.8L (12336)**

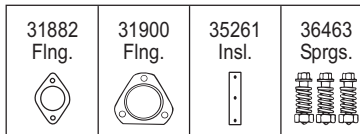


- For 15512: Univ. Conv. 15032#
- For 15735: Univ. Conv. 15032#
- For 22052: SoundFX 18275      Tru-Fit 18101  
Univ. SoundFX 17840      Super Turbo 17730#
- For 22070: SoundFX 18345      Tru-Fit 18107  
Univ. SoundFX 17840#      Super Turbo 17731#  
Ultra Flo SS 17282#

**1984-82 V6 CYL. EL CAMINO, CABALLERO w/3.8L (12337)**

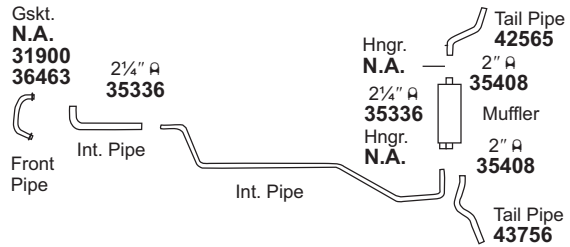


- For 15512: Univ. Conv. 15032#
- For 15514: Univ. Conv. 15032#
- For 22052: SoundFX 18275      Tru-Fit 18101  
Univ. SoundFX 17840      Super Turbo 17730#

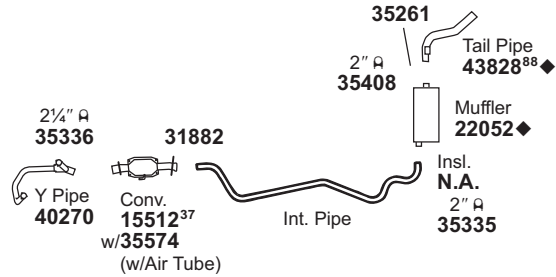


## CHEVROLET/GMC El Camino/Caballero

**1984-83 8 CYL. EL CAMINO, CABALLERO w/5.7L (12338)**

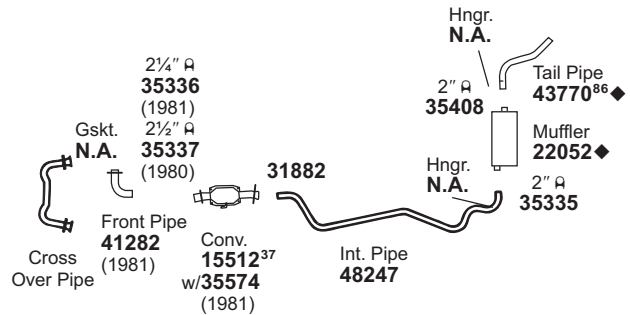


**1982 8 CYL. EL CAMINO, CABALLERO w/4.4L (12339)**



- For 15512: Univ. Conv. 15032#
- For 22052: SoundFX 18275      Tru-Fit 18101  
Univ. SoundFX 17840      Super Turbo 17730#

**1981-80 V6 CYL. EL CAMINO, CABALLERO w/3.8L (12340)**  
**(231 C.I.D.) ENG. (EXC. TURBOCHARGER)**



- For 15512: Univ. Conv. 15032#
- For 22052: SoundFX 18275      Tru-Fit 18101  
Univ. SoundFX 17840      Super Turbo 17730#

GENERAL INFORMATION

PASSENGER CAR

LIGHT TRUCK

MUFFLER SPECS.

OPTIONAL MUFFLERS

CONVERTER SPECS.

ACCESSORIES

FOOTNOTES

NOT LEGAL FOR SALE IN STATE OF CALIFORNIA  
IN NEW YORK STATE, CONVERTERS LISTED ARE LEGAL FOR FEDERAL/EPA EMISSION VEHICLES ONLY

◆ If welded assembly, replace all required parts.  
# Modifications and/or additional parts required.  
37 Fits All Emissions Vehicles.

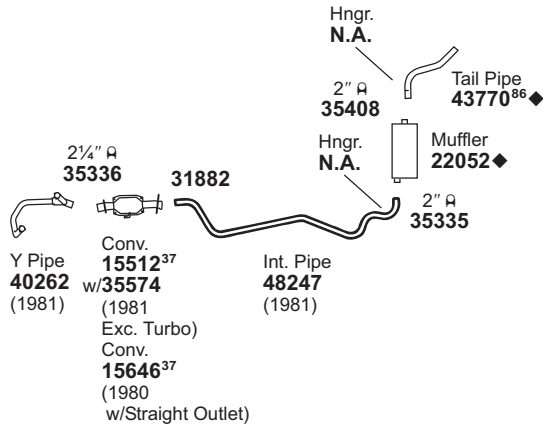
76 W/Single Bed Pelletized Converter.  
86 Early Design; Bracket welded on top of Pipe.  
88 Late Design; Bracket welded on bottom of Pipe.

# LIGHT TRUCK

## CHEVROLET/GMC

El Camino/Caballero

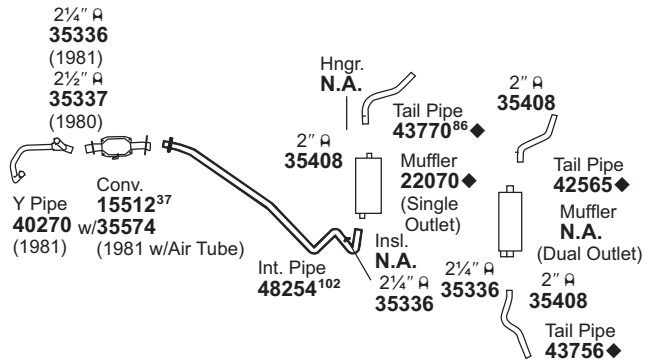
**1981-80 V6 CYL. EL CAMINO, CABALLERO w/3.8L (12341)**  
**(229 C.I.D.) ENG., FEDERAL EMISSIONS**



For 15512: Univ. Conv. 15032#  
 For 15646: Univ. Conv. 15037#  
 For 22052: SoundFX 18275  
 Univ. SoundFX 17840

Tru-Fit 18101  
 Super Turbo 17730#

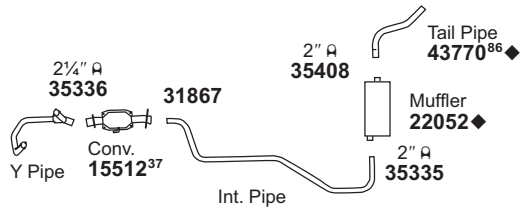
**1981-80 8 CYL. EL CAMINO, CABALLERO w/5.0L (12343)**  
**(305 C.I.D.) ENG.**



For 15512: Univ. Conv. 15032#  
 For 22070: SoundFX 18345  
 Univ. SoundFX 17840#  
 Ultra Flo SS 17282#

Tru-Fit 18107  
 Super Turbo 17731#

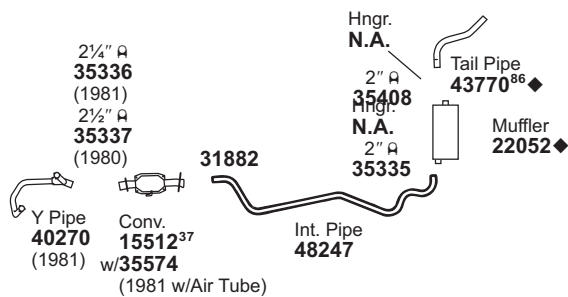
**1979-78 V6 CYL. EL CAMINO, CABALLERO w/3.3L (12344)**  
**(200 C.I.D.) ENG.**



For 15512: Univ. Conv. 15032#  
 For 22052: SoundFX 18275  
 Univ. SoundFX 17840

Tru-Fit 18101  
 Super Turbo 17730#

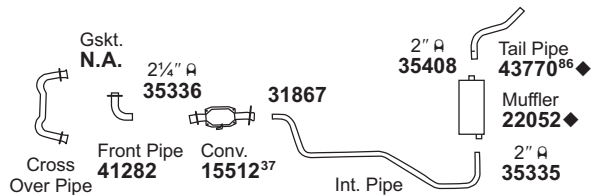
**1981-80 8 CYL. EL CAMINO, CABALLERO w/4.4L (12342)**  
**(267 C.I.D.) ENG.**



For 15512: Univ. Conv. 15032#  
 For 22052: SoundFX 18275  
 Univ. SoundFX 17840

Tru-Fit 18101  
 Super Turbo 17730#

**1979 V6 CYL. EL CAMINO, CABALLERO w/3.8L (12345)**  
**(231 C.I.D.) ENG.**



For 15512: Univ. Conv. 15032#  
 For 22052: SoundFX 18275  
 Univ. SoundFX 17840

Tru-Fit 18101  
 Super Turbo 17730#

31867 Fling.	31882 Fling.								
-----------------	-----------------	--	--	--	--	--	--	--	--

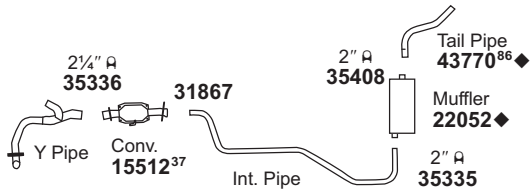
NOT LEGAL FOR SALE IN STATE OF CALIFORNIA  
 IN NEW YORK STATE, CONVERTERS LISTED ARE LEGAL FOR FEDERAL/EPA EMISSION VEHICLES ONLY

◆ If welded assembly, replace all required parts.  
 # Modifications and/or additional parts required.  
 780 37 Fits All Emissions Vehicles.

86 Early Design; Bracket welded on top of Pipe.  
 102 Cut off Bracket.

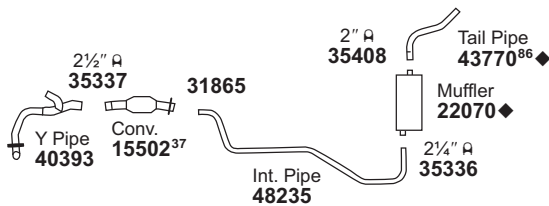
# LIGHT TRUCK

**1979 8 CYL. EL CAMINO, CABALLERO w/4.4L (267 C.I.D.) ENG.**  
**1978 8 CYL. EL CAMINO, CABALLERO w/5.0L (12346) (305 C.I.D.) ENG.**



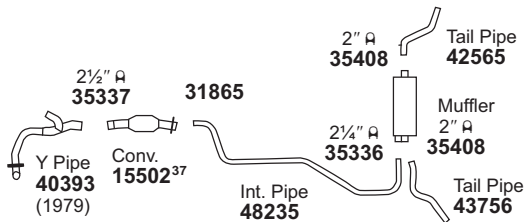
For 15512: Univ. Conv. 15032#  
 For 22052: SoundFX 18275  
 Univ. SoundFX 17840  
 Tru-Fit 18101  
 Super Turbo 17730#

**1979 8 CYL. EL CAMINO, CABALLERO w/5.0L (305 C.I.D.) ENG. (EXC. 4 SPEED MANUAL TRANSMISSION), SINGLE OUTLET MUFFLER (12347)**



For 15502: Univ. Conv. 15038#  
 For 22070: SoundFX 18345  
 Univ. SoundFX 17840#  
 Ultra Flo SS 17282#  
 Tru-Fit 18107  
 Super Turbo 17731#

**1979 8 CYL. EL CAMINO, CABALLERO w/5.0L (305 C.I.D.), 5.7L (350 C.I.D.) ENG., DUAL OUTLET MUFFLER (12348)**  
**1978 8 CYL. EL CAMINO, CABALLERO w/5.7L (350 C.I.D.) ENG., DUAL OUTLET MUFFLER**

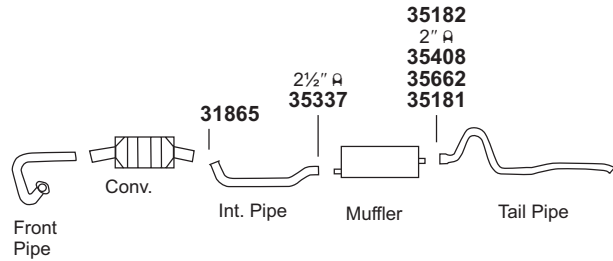


For 15502: Univ. Conv. 15038#

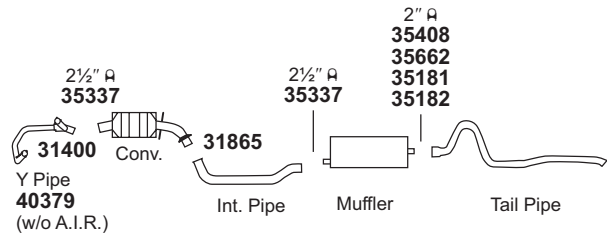
31400 Gskt.	31865 Fling.	31867 Fling.	35181 Brkt.	35182 Brkt.	35662 Brkt.

## CHEVROLET/GMC El Camino/Caballero

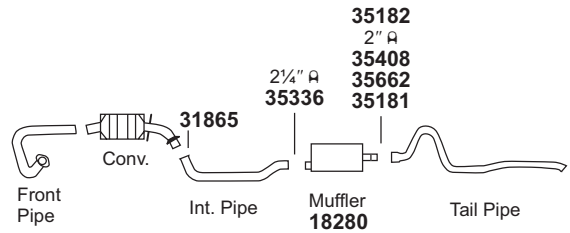
**1977-76 6 CYL. EL CAMINO w/4.1L (250 C.I.D.) (12349) ENG.**



**1977-76 8 CYL. EL CAMINO w/5.0L (305 C.I.D.), 5.7L (350 C.I.D.), 6.6L (400 C.I.D.) (12350) ENG.**  
**1975 8 CYL. EL CAMINO w/5.7L (350 C.I.D.), 6.6L (400 C.I.D.) ENG.**



**1975 6 CYL. EL CAMINO w/4.1L (250 C.I.D.) (12351) ENG.**



For 18280: Tru-Fit 18111  
 Super Turbo 17747#  
 Univ. SoundFX 17800

GENERAL INFORMATION

PASSENGER CAR

LIGHT TRUCK

MUFFLER SPECS.

OPTIONAL MUFFLERS

CONVERTER SPECS.

ACCESSORIES

FOOTNOTES

NOT LEGAL FOR SALE IN STATE OF CALIFORNIA  
 IN NEW YORK STATE, CONVERTERS LISTED ARE LEGAL FOR FEDERAL/EPA EMISSION VEHICLES ONLY

◆ If welded assembly, replace all required parts.  
 # Modifications and/or additional parts required.

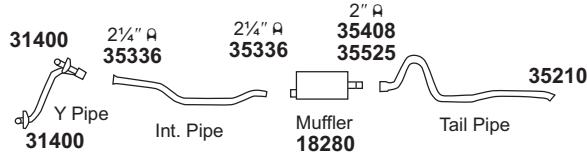
37 Fits All Emissions Vehicles.  
 86 Early Design; Bracket welded on top of Pipe.

# LIGHT TRUCK

## CHEVROLET/GMC

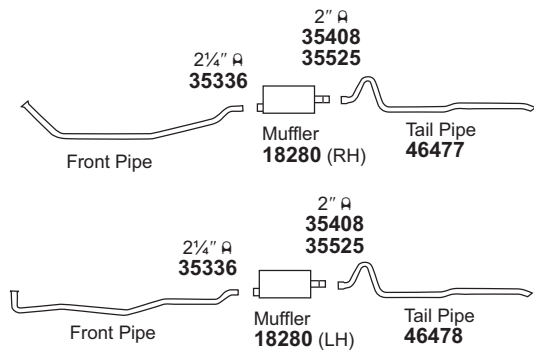
El Camino/Caballero

**1974-73 8 CYL. EL CAMINO w/5.0L (307 C.I.D.),  
5.7L (350C.I.D.), 6.6L (400 C.I.D.)  
ENG.,  
SINGLE EXHAUST**  
(12352)



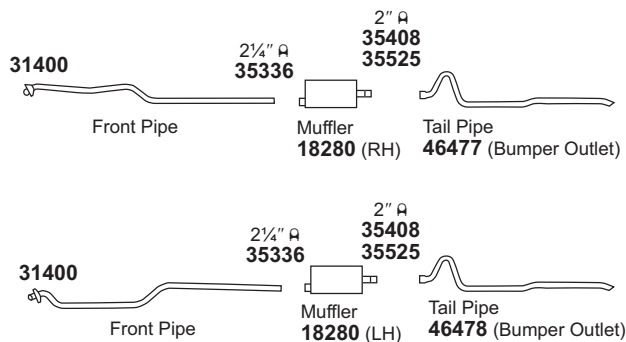
For 18280: Tru-Fit 18111 Univ. SoundFX 17800  
Super Turbo 17747#

**1974-73 8 CYL. EL CAMINO w/7.4L (454 C.I.D.)  
ENG., DUAL EXHAUST**  
(12353)



For 18280: Tru-Fit 18111 Univ. SoundFX 17800  
Super Turbo 17747#

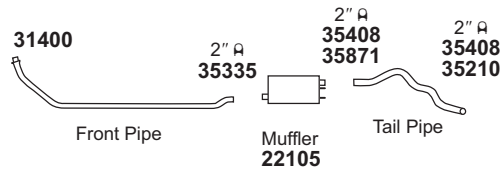
**1973 8 CYL. EL CAMINO w/5.7L (350 C.I.D.)  
ENG., DUAL EXHAUST**  
(12354)



For 18280: Tru-Fit 18111 Univ. SoundFX 17800  
Super Turbo 17747#

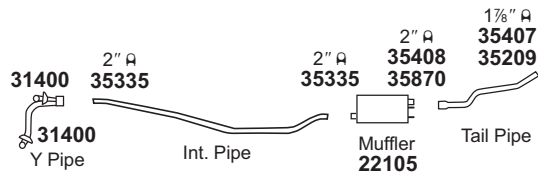
31400 Gskt.	31500 Gskt.	35153 Bush.	35209 Hngr.	35210 Hngr.	35525 Hngr.	35870 Hngr.	35871 Hngr.								

**1972-70 6 CYL. EL CAMINO  
(12355)**



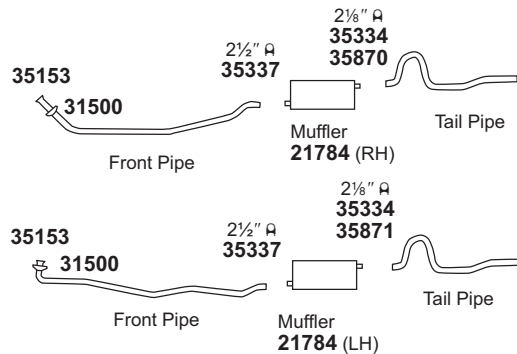
For 22105: SoundFX 18182 Univ. SoundFX 17844 Tru-Fit 18105<sup>505,507</sup> Super Turbo 17736#

**1972-68 8 CYL. EL CAMINO w/5.0L (307 C.I.D.)  
ENG.**  
(12356)



For 22105: SoundFX 18182 Univ. SoundFX 17844 Tru-Fit 18105<sup>505,507</sup> Super Turbo 17736#

**1969 8 CYL. EL CAMINO w/6.5L (396 C.I.D.)  
ENG. (EXC. CHAMBERED PIPE)**  
**1968 8 CYL. EL CAMINO w/5.4L (327 C.I.D.),  
6.5L (396 C.I.D.) ENG.**  
(12357)



For 21784: SoundFX 18293 Univ. SoundFX 17831 Ultra Flo SS 17258<sup>576</sup> Tru-Fit 18120 Super Turbo 17749# H.D. Muffler 22730 △

NOT LEGAL FOR SALE IN STATE OF CALIFORNIA  
IN NEW YORK STATE, CONVERTERS LISTED ARE LEGAL FOR FEDERAL/EPA EMISSION VEHICLES ONLY

△ H.D. Arc-welded construction, recommended for commercial use.

# Modifications and/or additional parts required.

782 505 Requires 35567 Shield & (2) 35564 Straps.

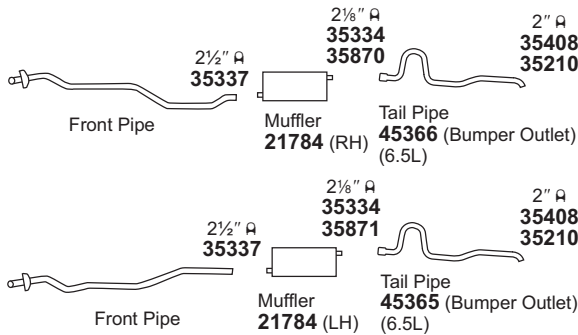
507 Requires 35568 Bracket & (1) Extra 35408 (2") Clamp.

576 For installation instructions and additional parts required, see the Cross Reference Chart in the Master Catalog.



# LIGHT TRUCK

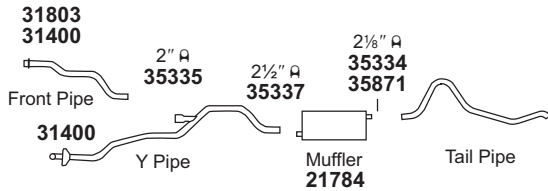
**1967-66 8 CYL. EL CAMINO w/6.5L (396 C.I.D.) ENG., DUAL EXHAUST**  
**1967-65 8 CYL. EL CAMINO w/4.6L (283 C.I.D.), 5.4L (327 C.I.D.) ENG., DUAL EXHAUST**  
**(12358)**



For 21784: SoundFX 18293  
 Univ. SoundFX 17831  
 Ultra Flo SS 17258<sup>576</sup>

Tru-Fit 18120  
 Super Turbo 17749#  
 H.D. Muffler 22730 △

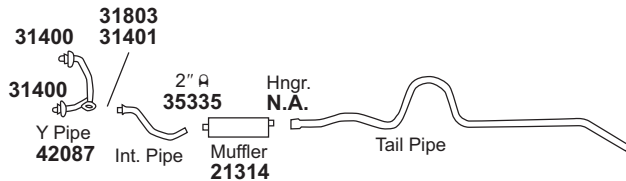
**1966-65 8 CYL. EL CAMINO w/5.4L (327 C.I.D.) ENG., SINGLE EXHAUST**  
**(12359)**



For 21784: SoundFX 18293  
 Univ. SoundFX 17831  
 Ultra Flo SS 17258<sup>576</sup>

Tru-Fit 18120  
 Super Turbo 17749#  
 H.D. Muffler 22730 △

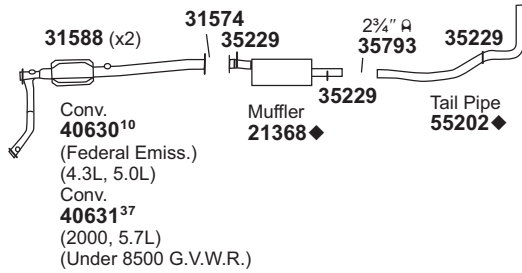
**1960-59 8 CYL. EL CAMINO**  
**(12360)**



31400 Gskt.	31401 Gskt.	31571 Gskt.	31574 Gskt.	31588 Gskt.	31803 Flng.	35210 Hngr.	35229 Insl.	35870 Hngr.	35871 Hngr.					

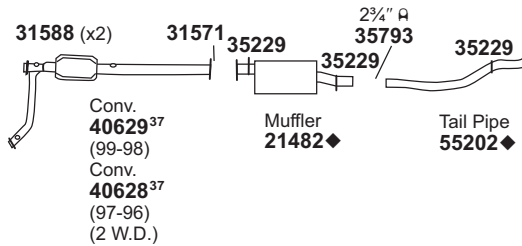
## CHEVROLET/GMC Express/Savana 1500 Van

**2002-00 V6-8 CYL. EXPRESS/SAVANA 1500 VAN w/4.3L, 5.0L, 5.7L ENG. - 135" W.B.**  
**(12361)**



For 40630: Univ. Conv. 93304#  
 For 40631: Univ. Conv. 93271#

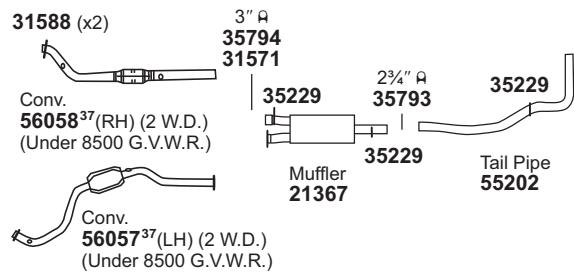
**1999-96 V6-8 CYL. EXPRESS/SAVANA 1500 VAN w/4.3L, 5.0L ENG. - 135" W.B. UNDER 8500 G.V.W.R.**  
**(12362)**



For 21482: Super Turbo 17734#  
 For 40628: Univ. Conv. 93304#  
 For 40629: Univ. Conv. 93304#

Ultra Flo SS 17258<sup>576</sup>

**1999-96 8 CYL. EXPRESS/SAVANA 1500 VAN w/5.7L ENG. - 135" W.B.**  
**(12363)**



For 56057: Univ. Conv. 93238#  
 For 56058: Univ. Conv. 93238#

GENERAL INFORMATION

PASSENGER CAR

LIGHT TRUCK

MUFFLER SPECS.

OPTIONAL MUFFLERS

CONVERTER SPECS.

ACCESSORIES

FOOTNOTES

NOT LEGAL FOR SALE IN STATE OF CALIFORNIA  
 IN NEW YORK STATE, CONVERTERS LISTED ARE LEGAL FOR FEDERAL/EPA EMISSION VEHICLES ONLY

- ◆ If welded assembly, replace all required parts.
- △ H.D. Arc-welded construction, recommended for commercial use.
- # Modifications and/or additional parts required.
- 10 Fits Federal/EPA Emission Vehicles.

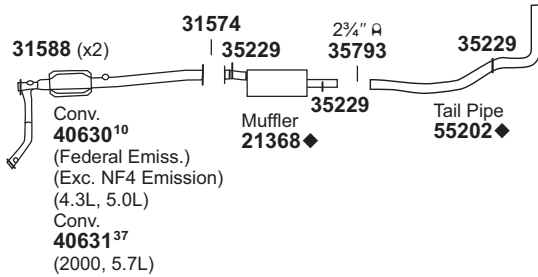
- 37 Fits All Emissions Vehicles.
- 576 For installation instructions and additional parts required, see the Cross Reference Chart in the Master Catalog.

# LIGHT TRUCK

## CHEVROLET/GMC

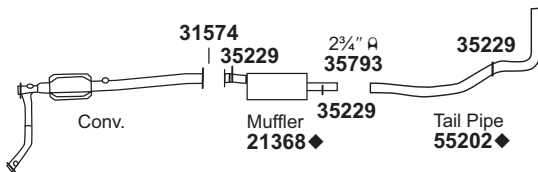
Express/Savana 2500 Van

**2002-00 V6-8 CYL. EXPRESS/SAVANA 2500 VAN**  
(12364) w/4.3L, 5.0L, 5.7L ENG. - 135" W.B., UNDER 8500 G.V.W.R.

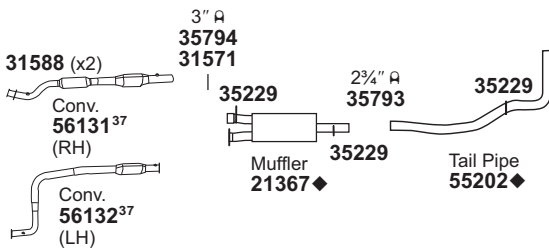


For 40630: Univ. Conv. 93304#  
For 40631: Univ. Conv. 93271#

**2002-98 V8 CYL. EXPRESS/SAVANA 2500 VAN**  
(12365) w/6.5L DIESEL ENG. - 135" W.B.



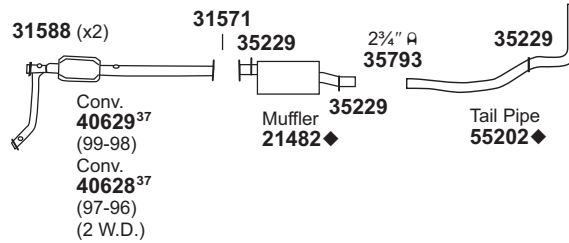
**2000-97 V8 CYL. EXPRESS/SAVANA 2500 VAN**  
(12366) w/5.7L ENG. - 135" W.B., OVER 8500 G.V.W.R. (EXC. REAR EXIT)



For 56131: Univ. Conv. 93239#  
For 56132: Univ. Conv. 93303#

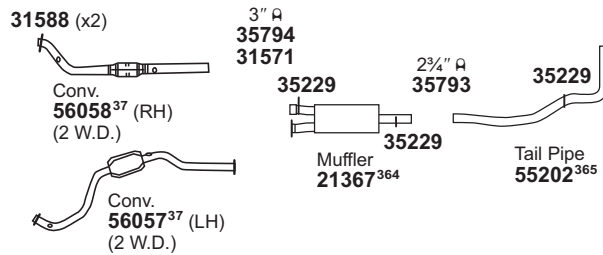
31571 Gskt. 	31574 Gskt. 	31588 Gskt. 	35229 Insl. 								
--------------------	--------------------	--------------------	--------------------	--	--	--	--	--	--	--	--

**1999-96 V6-8 CYL. EXPRESS/SAVANA 2500 VAN**  
(12367) w/4.3L, 5.0L ENG. - 135" W.B., UNDER 8500 G.V.W.R.



For 21482: Super Turbo 17734# Ultra Flo SS 17258<sup>576</sup>  
For 40628: Univ. Conv. 93304#  
For 40629: Univ. Conv. 93304#

**1999-96 8 CYL. EXPRESS/SAVANA 2500 VAN**  
(12368) w/5.7L ENG. - 135" W.B., UNDER 8500 G.V.W.R.

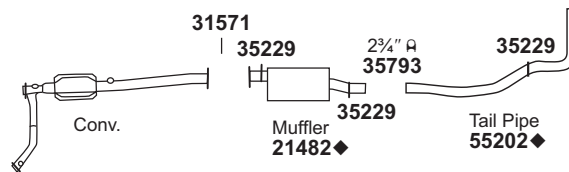


For 56057: Univ. Conv. 93238#  
For 56058: Univ. Conv. 93238#

## CHEVROLET/GMC

Express/Savana 3500 Van

**2002-98 V8 CYL. EXPRESS/SAVANA 3500 VAN**  
(12369) w/6.5L DIESEL ENG. - 135" W.B., SIDE EXIT ONLY, OVER 8500 G.V.W.R.



For 21482: Super Turbo 17734# Ultra Flo SS 17258<sup>576</sup>

NOT LEGAL FOR SALE IN STATE OF CALIFORNIA

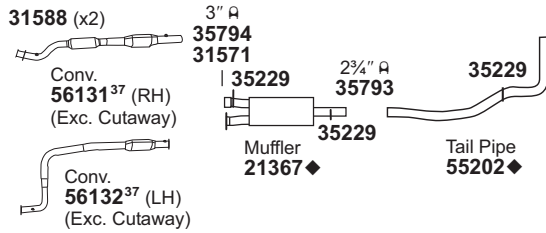
IN NEW YORK STATE, CONVERTERS LISTED ARE LEGAL FOR FEDERAL/EPA EMISSION VEHICLES ONLY

- ◆ If welded assembly, replace all required parts.
- # Modifications and/or additional parts required.
- 10 Fits Federal/EPA Emission Vehicles.
- 37 Fits All Emissions Vehicles.

- 364 Replacement requires Tail Pipe.
- 365 Replacement requires Muffler.
- 576 For installation instructions and additional parts required, see the Cross Reference Chart in the Master Catalog.

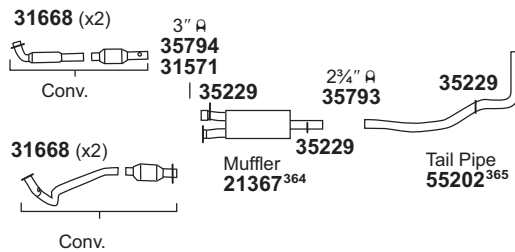
# LIGHT TRUCK

**2000-97 V8 CYL. EXPRESS/SAVANA 3500 VAN**  
**w/5.7L ENG. - 135" W.B., OVER**  
**8500 G.V.W.R. (EXC. REAR EXIT)**  
**(12370)**



For 56131: Univ. Conv. 93239#  
 For 56132: Univ. Conv. 93303#

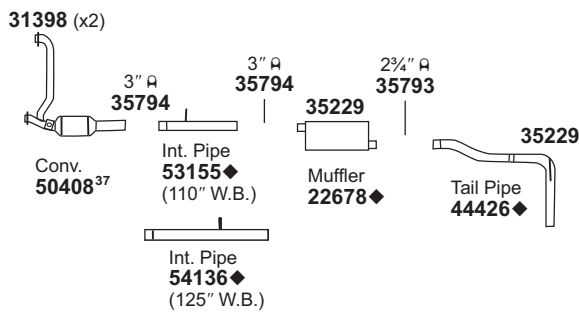
**2000-96 8 CYL. EXPRESS/SAVANA 3500 VAN**  
**w/7.4L ENG. - 135" W.B.,**  
**OVER 8500 G.V.W.R.**  
**(12371)**



## CHEVROLET/GMC

### G10/G1500 - 1/2 Ton Van

**1995 6-8 CYL. G10/G1500 w/4.3L, 5.0L ENG. -**  
**110", 125" W.B.**  
**(12372)**

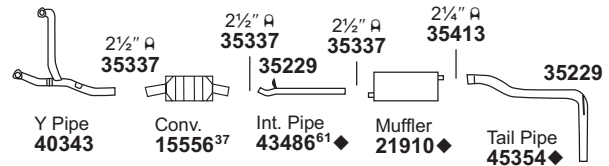


For 22678: SoundFX 18219  
 For 50408: Univ. Conv. 15043#

## CHEVROLET/GMC

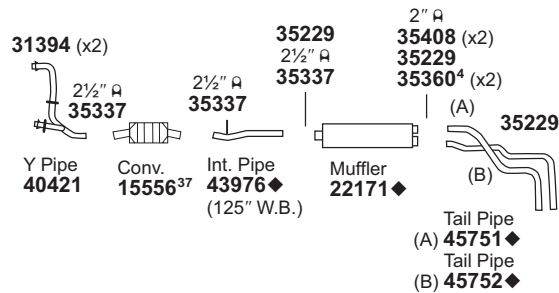
### G10/G1500 - 1/2 Ton Van

**1994-91 6 CYL. G10/G1500 w/4.3L ENG. - 110",**  
**(12373)**  
**125" W.B.**



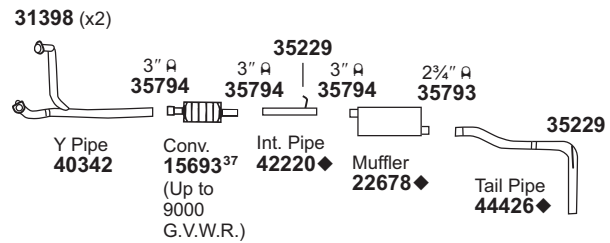
For 15556: Univ. Conv. 15146#  
 For 21910: SoundFX 18274 Tru-Fit 18124  
 Univ. SoundFX 17845 Super Turbo 17749#  
 Ultra Flo SS 17258<sup>576</sup>

**1994-91 8 CYL. G10/G1500 w/5.0L ENG. - 110",**  
**(12374)**  
**125" W.B.**



For 15556: Univ. Conv. 15146#  
 For 22171: SoundFX 18337 Tru-Fit 18177<sup>562</sup>  
 Univ. SoundFX 17849# Super Turbo 17761<sup>576</sup>  
 H.D. Muffler 22732<sup>△</sup>

**1993-92 8 CYL. G10/G1500 w/5.7L ENG. -**  
**(12375)**  
**125" W.B.**



For 15693: Univ. Conv. 15043#  
 For 22678: SoundFX 18219

31394 Gskt.	31398 Gskt.	31571 Gskt.	31588 Gskt.	31668 Gskt.	35229 Insl.	35360 Brkt.						

**NOT LEGAL FOR SALE IN STATE OF CALIFORNIA**  
**IN NEW YORK STATE, CONVERTERS LISTED ARE LEGAL FOR FEDERAL/EPA EMISSION VEHICLES ONLY**

- ◆ If welded assembly, replace all required parts.
- △ H.D. Arc-welded construction, recommended for commercial use.
- # Modifications and/or additional parts required.
- 4 Requires 35408 (2") Clamp.
- 37 Fits All Emissions Vehicles.
- 61 Cut to fit.

- 364 Replacement requires Tail Pipe.
- 365 Replacement requires Muffler.
- 562 Single Outlet Muffler replaces Dual Outlet Muffler. Use pipe designated as "A" tail pipe.
- 576 For installation instructions and additional parts required, see the Cross Reference Chart in the Master Catalog.

GENERAL  
INFORMATION

PASSENGER  
CAR

LIGHT  
TRUCK

MUFFLER  
SPECS.

OPTIONAL  
MUFFLERS

CONVERTER  
SPECS.

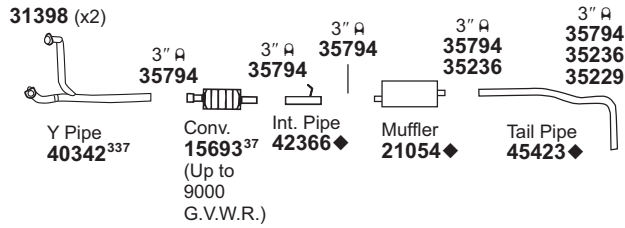
ACCESSORIES

FOOTNOTES

# LIGHT TRUCK

## CHEVROLET/GMC G10/G1500 - 1/2 Ton Van

**1991 8 CYL. G10/G1500 w/5.7L ENG. -  
(12376) 125" W.B.**

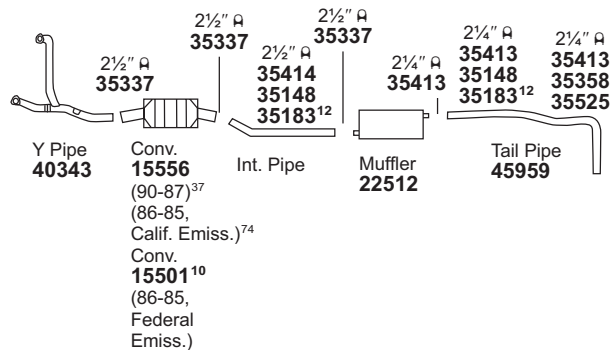


For 15693: Univ. Conv. 15043#

For 21054: SoundFX 18229

Tru-Fit 18180

**1990-85 6 CYL. G10/G1500 w/4.3L ENG. - 110",  
(12377) 125" W.B.**



For 15501: Univ. Conv. 15042#

For 15556: Univ. Conv. 15146#

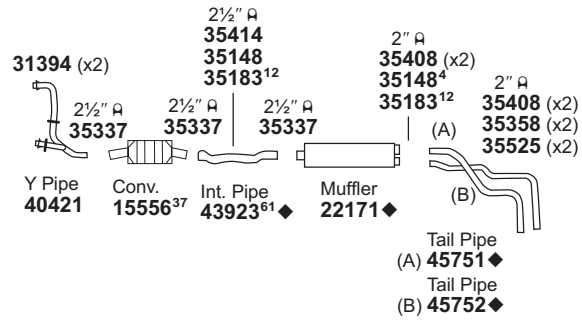
For 22512: SoundFX 18255

Univ. SoundFX 17855  
Ultra Flo SS 17258<sup>576</sup>

Tru-Fit 18176

Super Turbo 17734#

**1990-87 8 CYL. G10/G1500 w/5.0L ENG. - 110",  
(12378) 125" W.B.**



For 15556: Univ. Conv. 15146#

For 22171: SoundFX 18337

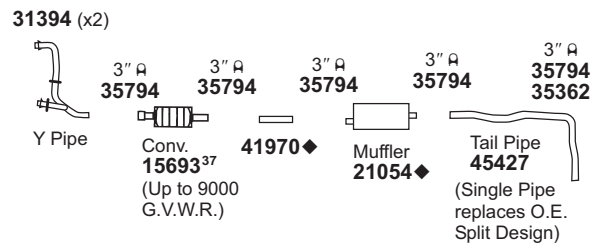
Univ. SoundFX 17849#

H.D. Muffler 22732△

Tru-Fit 18177<sup>562</sup>

Super Turbo 17761<sup>576</sup>

**1990-87 8 CYL. G10/G1500 w/5.7L ENG. - 110",  
(12379) 125" W.B.**



For 15693: Univ. Conv. 15043#

For 21054: SoundFX 18229

Tru-Fit 18180

31394 Gskt. 	31398 Gskt. 	35148 Brkt. 	35183 Insl. 	35229 Insl. 	35236 Brkt. 	35358 Brkt. 	35362 Brkt. 	35525 Hngr. 							
--------------------	--------------------	--------------------	--------------------	--------------------	--------------------	--------------------	--------------------	--------------------	--	--	--	--	--	--	--

**NOT LEGAL FOR SALE IN STATE OF CALIFORNIA  
IN NEW YORK STATE, CONVERTERS LISTED ARE LEGAL FOR FEDERAL/EPA EMISSION VEHICLES ONLY**

◆ If welded assembly, replace all required parts.

△ H.D. Arc-welded construction, recommended for commercial use.

# Modifications and/or additional parts required.

4 Requires 35408 (2") Clamp.

10 Fits Federal/EPA Emission Vehicles.

12 Rivet must be drilled out of O.E. Hanger.

37 Fits All Emissions Vehicles.

61 Cut to fit.

74 Fits California/50 State Emission Vehicles.

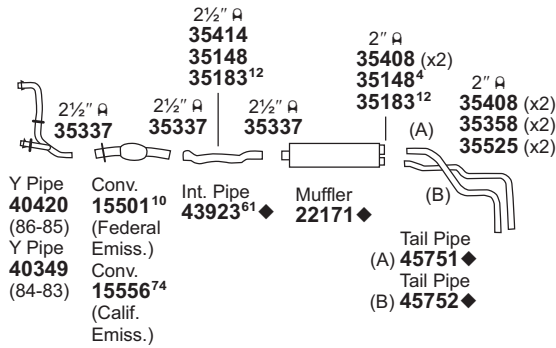
337 If sensor required, drill 0.50" hole in Pipe at sensor tap.

562 Single Outlet Muffler replaces Dual Outlet Muffler. Use pipe designated as "A" tail pipe.

576 For installation instructions and additional parts required, see the Cross Reference Chart in the Master Catalog.

# LIGHT TRUCK

**1986-83 8 CYL. G10/G1500 w/5.0L, 5.7L ENG. - (12380)**  
**110", 125" W.B.**

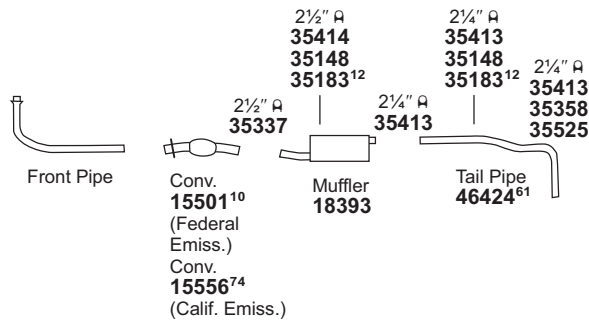


Y Pipe 40420 (86-85)  
 Y Pipe 40349 (84-83)  
 Conv. 15501<sup>10</sup> (Federal Emiss.)  
 Conv. 15556<sup>74</sup> (Calif. Emiss.)  
 Int. Pipe 43923<sup>61</sup> ◆  
 Muffler 22171 ◆  
 Tail Pipe (A) 45751 ◆  
 Tail Pipe (B) 45752 ◆

For 15501: Univ. Conv. 15042#  
 For 15556: Univ. Conv. 15146#  
 For 22171: SoundFX 18337  
 Univ. SoundFX 17849#  
 H.D. Muffler 22732△

Tru-Fit 18177<sup>562</sup>  
 Super Turbo 17761<sup>576</sup>

**1984-83 6 CYL. G10/G1500 w/4.1L ENG. - (12381)**  
**110" W.B.**



Front Pipe  
 Conv. 15501<sup>10</sup> (Federal Emiss.)  
 Conv. 15556<sup>74</sup> (Calif. Emiss.)  
 Muffler 18393  
 Tail Pipe 46424<sup>61</sup>

For 15501: Univ. Conv. 15042#  
 For 15556: Univ. Conv. 15146#  
 For 18393: Tru-Fit 18119<sup>514</sup>  
 Super Turbo 17734#  
 Univ. SoundFX 17855#

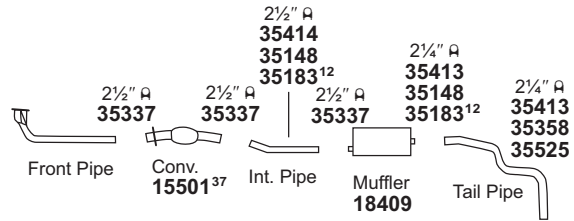
35148 Brkt.	35183 Insl.	35358 Brkt.	35525 Hngr.																

**NOT LEGAL FOR SALE IN STATE OF CALIFORNIA  
 IN NEW YORK STATE, CONVERTERS LISTED ARE LEGAL FOR FEDERAL/EPA EMISSION VEHICLES ONLY**

- ◆ If welded assembly, replace all required parts.
- △ H.D. Arc-welded construction, recommended for commercial use.
- # Modifications and/or additional parts required.
- 4 Requires 35408 (2") Clamp.
- 10 Fits Federal/EPA Emission Vehicles.
- 12 Rivet must be drilled out of O.E. Hanger.
- 37 Fits All Emissions Vehicles.

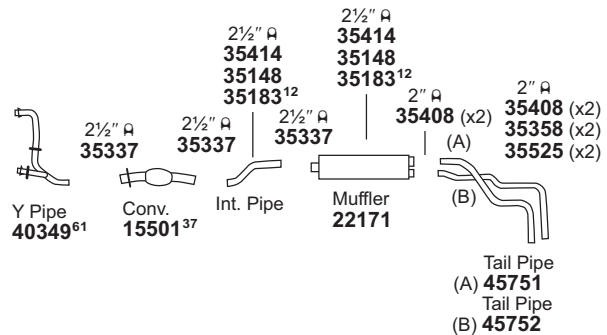
**CHEVROLET/GMC**  
**G10/G1500 - 1/2 Ton Van**

**1982 6 CYL. G10/G1500 w/4.1L ENG. - 110", (12382)**  
**125" W.B.**



For 15501: Univ. Conv. 15042#  
 For 18409: Tru-Fit 18112  
 Super Turbo 17748#  
 Univ. SoundFX 17824  
 Ultra Flo SS 17289#

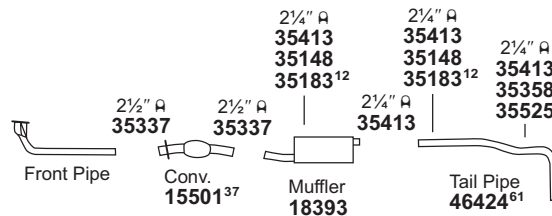
**1982-80 8 CYL. G10/G1500 w/5.0L (305 C.I.D.), 5.7L (350 C.I.D.) ENG., DUAL OUTLET MUFFLER (12383)**



For 15501: Univ. Conv. 15042#  
 For 22171: SoundFX 18337  
 Univ. SoundFX 17849#  
 H.D. Muffler 22732△

Tru-Fit 18177<sup>562</sup>  
 Super Turbo 17761<sup>576</sup>

**1981-75 6 CYL. G10/G1500 w/4.1L (250 C.I.D.) (12384)**  
**ENG. - 110", 125" W.B.**



For 15501: Univ. Conv. 15042#  
 For 18393: Tru-Fit 18119<sup>514</sup>  
 Super Turbo 17734#  
 Univ. SoundFX 17855#

GENERAL INFORMATION

PASSENGER CAR

LIGHT TRUCK

MUFFLER SPECS.

OPTIONAL MUFFLERS

CONVERTER SPECS.

ACCESSORIES

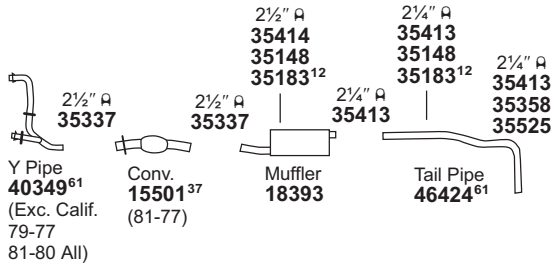
FOOTNOTES

# LIGHT TRUCK

## CHEVROLET/GMC

G10/G1500 - 1/2 Ton Van

**1981-77 8 CYL. G10/G1500 w/5.0L (305 C.I.D.)  
ENG. - 110", 125" W.B., SINGLE  
(12385) OUTLET MUFFLER**



For 15501: Univ. Conv. 15042#

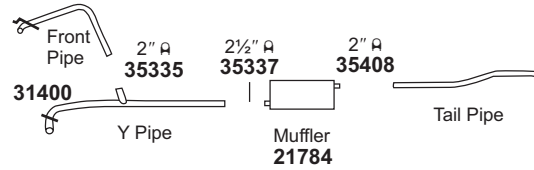
For 18393: Tru-Fit 18119<sup>514</sup>

Super Turbo 17734#

Univ. SoundFX 17855#

**1974-71 8 CYL. G10/G1500 w/5.7L (350 C.I.D.)  
ENG. - 110"-125" W.B.  
1973-72 8 CYL. G10/G1500 w/5.0L (307 C.I.D.)  
(12388) ENG. - 110"-125" W.B.**

31400

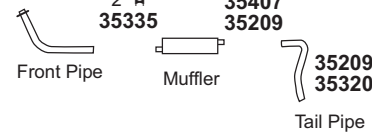


For 21784: SoundFX 18293  
Univ. SoundFX 17831  
Ultra Flo SS 17258<sup>576</sup>

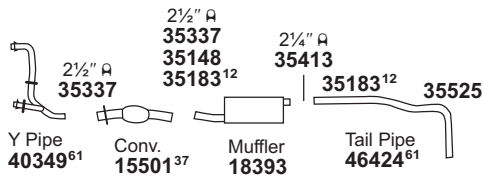
Tru-Fit 18120  
Super Turbo 17749#  
H.D. Muffler 22730△

**1970-67 6 CYL. G10/G1500 VAN  
(12389)**

31851



**1979-75 8 CYL. G10/G1500 w/5.7L (350 C.I.D.)  
(12386) ENG. - 110", 125" W.B.**



For 15501: Univ. Conv. 15042#

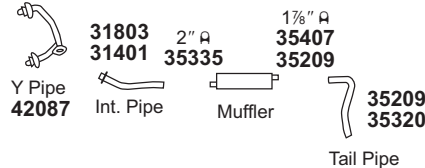
For 18393: Tru-Fit 18119<sup>514</sup>

Super Turbo 17734#

Univ. SoundFX 17855#

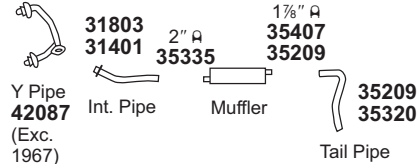
**1968-67 8 CYL. CHEVROLET G10 VAN 1ST  
(12390) DESIGN-ROUND MUFFLER**

31400 (x2)

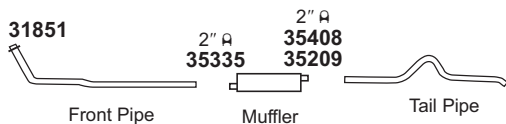


**1968-67 8 CYL. GMC GE1600, GE1630 VAN  
(12391)**

31400 (x2)



**1974-71 6 CYL. G10/G1500 - 110"-125" W.B.  
(12387)**



31400 Gskt.	31401 Gskt.	31803 Fling.	31851 Fling.	35148 Brkt.	35183 Insl.	35209 Hngr.	35320 Clmp.	35358 Brkt.	35525 Hngr.				

NOT LEGAL FOR SALE IN STATE OF CALIFORNIA  
IN NEW YORK STATE, CONVERTERS LISTED ARE LEGAL FOR FEDERAL/EPA EMISSION VEHICLES ONLY

△ H.D. Arc-welded construction, recommended for commercial use.

# Modifications and/or additional parts required.

12 Rivet must be drilled out of O.E. Hanger.

37 Fits All Emissions Vehicles.

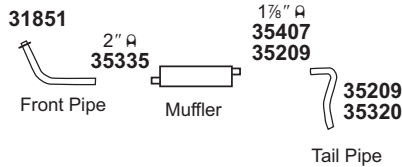
61 Cut to fit.

514 Requires 43840 Extension Pipe

576 For installation instructions and additional parts required, see the Cross Reference Chart in the Master Catalog.

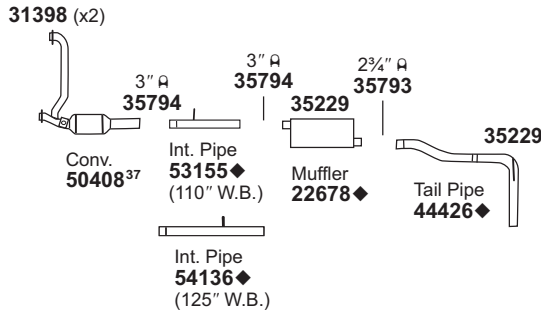
# LIGHT TRUCK

**1966-64 4-6 CYL. G10/G1500 VAN  
(12392)**



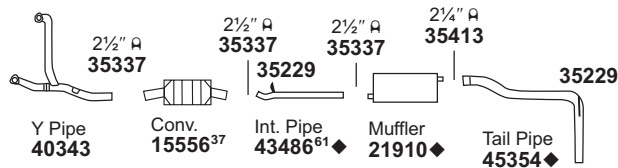
## CHEVROLET/GMC G20/G2500 - 3/4 Ton Van

**1995 6-8 CYL. G20/G2500 w/4.3L, 5.0L, 5.7L  
(12393) ENG. - 110", 125" W.B.**



For 22678: SoundFX 18219  
For 50408: Univ. Conv. 15043#

**1994-91 6 CYL. G20/G2500 w/4.3L ENG. - 110",  
(12394) 125" W.B.**



For 15556: Univ. Conv. 15146#  
For 21910: SoundFX 18274  
Univ. SoundFX 17845  
Ultra Flo SS 17258<sup>576</sup>  
Tru-Fit 18124  
Super Turbo 17749#

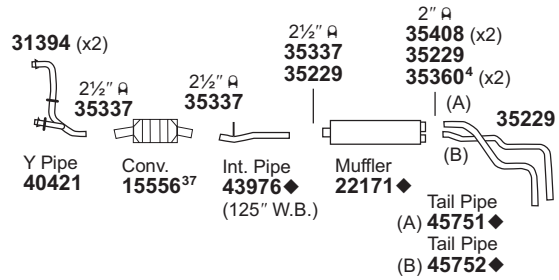
31394 Gskt.	31398 Gskt.	31851 Flng.	35209 Hngr.	35229 Insl.	35320 Clmp.	35360 Brkt.														

**NOT LEGAL FOR SALE IN STATE OF CALIFORNIA  
IN NEW YORK STATE, CONVERTERS LISTED ARE LEGAL FOR FEDERAL/EPA EMISSION VEHICLES ONLY**

- ◆ If welded assembly, replace all required parts.
- △ H.D. Arc-welded construction, recommended for commercial use.
- # Modifications and/or additional parts required.
- 4 Requires 35408 (2") Clamp.
- 37 Fits All Emissions Vehicles.
- 61 Cut to fit.

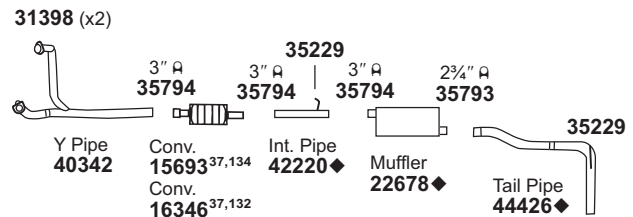
## CHEVROLET/GMC G20/G2500 - 3/4 Ton Van

**1994-91 8 CYL. G20/G2500 w/5.0L ENG. - 110",  
(12395) 125" W.B.**



For 15556: Univ. Conv. 15146#  
For 22171: SoundFX 18337  
Univ. SoundFX 17849#  
H.D. Muffler 22732△  
Tru-Fit 18177<sup>562</sup>  
Super Turbo 17761<sup>576</sup>

**1994-92 8 CYL. G20/G2500 w/5.7L ENG. - 125"  
(12396) W.B.**



For 15693: Univ. Conv. 15043#  
For 16346: Univ. Conv. 15103#  
For 22678: SoundFX 18219

GENERAL  
INFORMATION

PASSENGER  
CAR

LIGHT  
TRUCK

MUFFLER  
SPECS.

OPTIONAL  
MUFFLERS

CONVERTER  
SPECS.

ACCESSORIES

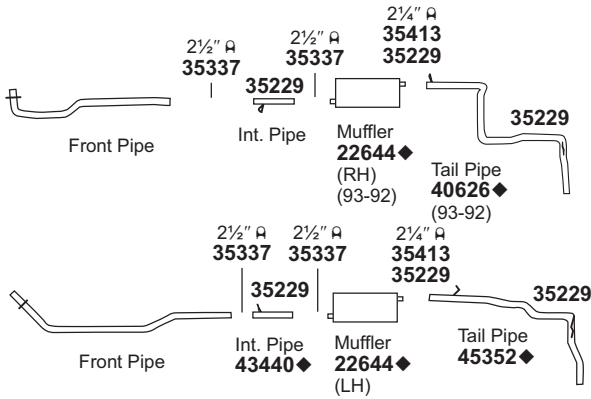
FOOTNOTES

- 132 Up to 11,000 G.V.W.R.
- 134 Up to 9,000 G.V.W.R.
- 562 Single Outlet Muffler replaces Dual Outlet Muffler. Use pipe designated as "A" tail pipe.
- 576 For installation instructions and additional parts required, see the Cross Reference Chart in the Master Catalog.

# LIGHT TRUCK

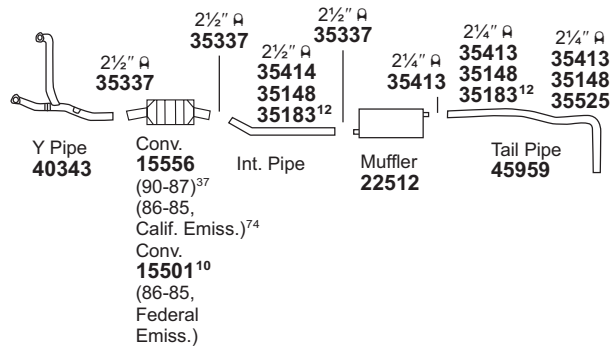
## CHEVROLET/GMC G20/G2500 - 3/4 Ton Van

**1993-91 8 CYL. G20/G2500 w/6.2L DIESEL ENG. - (12397) 125" W.B.**



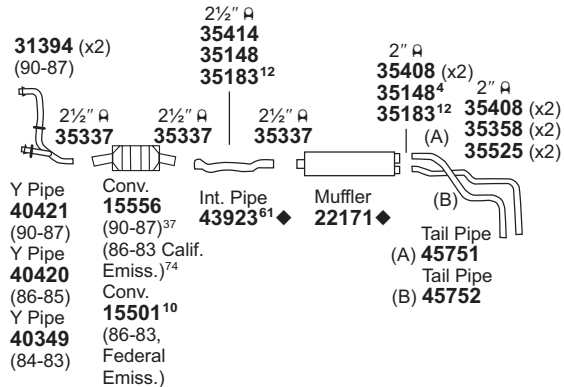
For 22644: SoundFX 18462  
Ultra Flo SS 17258<sup>576</sup> Super Turbo 17734#

**1990-85 6 CYL. G20/G2500 w/4.3L ENG., (12399) w/CONVERTER**



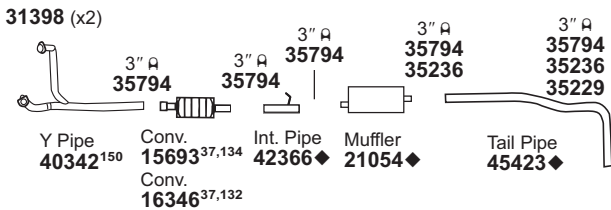
For 15501: Univ. Conv. 15042#  
For 15556: Univ. Conv. 15146#  
For 22512: SoundFX 18255  
Univ. SoundFX 17855  
Ultra Flo SS 17258<sup>576</sup> Tru-Fit 18176  
Super Turbo 17734#

**1990-83 8 CYL. G20/G2500 w/5.0L ENG. - 110", (12400) 125" W.B., w/CONVERTER**



For 15501: Univ. Conv. 15042#  
For 15556: Univ. Conv. 15146#  
For 22171: SoundFX 18337  
Univ. SoundFX 17849#  
H.D. Muffler 22732△ Tru-Fit 18177<sup>562</sup>  
Super Turbo 17761<sup>576</sup>

**1991 8 CYL. G20/G2500 w/5.7L ENG. - 125" (12398) W.B., ONE CONVERTER SYSTEM, LIGHT DUTY EMISSIONS**



For 15693: Univ. Conv. 15043#  
For 16346: Univ. Conv. 15103#  
For 21054: SoundFX 18229 Tru-Fit 18180

31394 Gskt.	31398 Gskt.	35148 Brkt.	35183 Insl.	35229 Insl.	35236 Brkt.	35358 Brkt.	35525 Hngr.						

**NOT LEGAL FOR SALE IN STATE OF CALIFORNIA  
IN NEW YORK STATE, CONVERTERS LISTED ARE LEGAL FOR FEDERAL/EPA EMISSION VEHICLES ONLY**

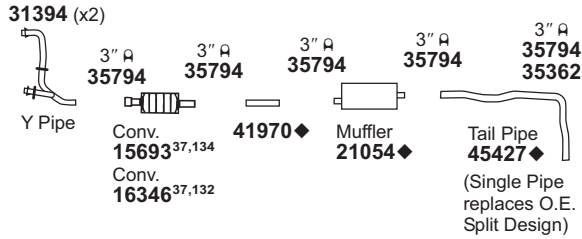
- ◆ If welded assembly, replace all required parts.
- △ H.D. Arc-welded construction, recommended for commercial use.
- # Modifications and/or additional parts required.
- 4 Requires 35408 (2") Clamp.
- 10 Fits Federal/EPA Emission Vehicles.
- 12 Rivet must be drilled out of O.E. Hanger.
- 37 Fits All Emissions Vehicles.
- 61 Cut to fit.

- 74 Fits California/50 State Emission Vehicles.
- 132 Up to 11,000 G.V.W.R.
- 134 Up to 9,000 G.V.W.R.
- 150 If oxygen sensor not used, Plug 35299 is required.
- 562 Single Outlet Muffler replaces Dual Outlet Muffler. Use pipe designated as "A" tail pipe.
- 576 For installation instructions and additional parts required, see the Cross Reference Chart in the Master Catalog.



# LIGHT TRUCK

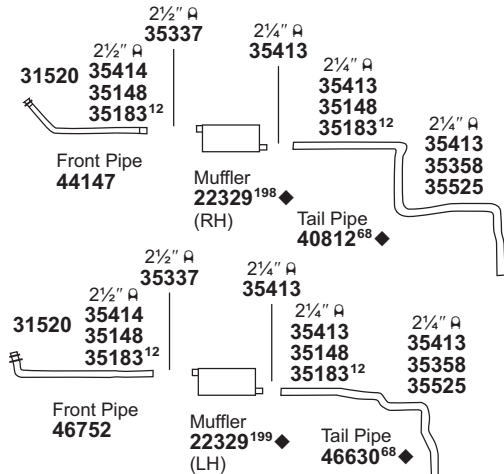
**1990-87 8 CYL. G20/G2500 w/5.7L ENG. - 125" W.B., ONE CONVERTER SYSTEM, LIGHT DUTY EMISSIONS (12401)**



For 15693: Univ. Conv. 15043#  
 For 16346: Univ. Conv. 15103#  
 For 21054: SoundFX 18229

Tru-Fit 18180

**1990-83 8 CYL. G20/G2500 w/6.2L DIESEL ENG. - 125" W.B. (12402)**



For 22329: SoundFX 18274<sup>511</sup>  
 Univ. SoundFX 17845#  
 Ultra Flo SS 17258<sup>576</sup>

Tru-Fit 18124<sup>674</sup>  
 Super Turbo 17749#

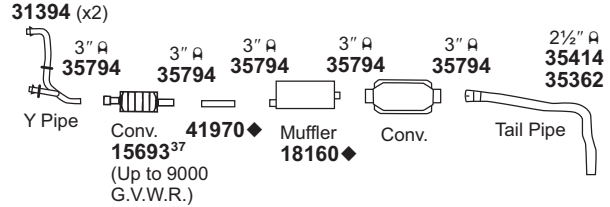
31394 Gskt. 	31520 Gskt. 	35148 Brkt. 	35183 Insl. 	35358 Brkt. 	35362 Brkt. 	35525 Hngr. 													
--------------------	--------------------	--------------------	--------------------	--------------------	--------------------	--------------------	--	--	--	--	--	--	--	--	--	--	--	--	--

**NOT LEGAL FOR SALE IN STATE OF CALIFORNIA  
 IN NEW YORK STATE, CONVERTERS LISTED ARE LEGAL FOR FEDERAL/EPA EMISSION VEHICLES ONLY**

- ◆ If welded assembly, replace all required parts.
- △ H.D. Arc-welded construction, recommended for commercial use.
- # Modifications and/or additional parts required.
- 4 Requires 35408 (2") Clamp.
- 10 Fits Federal/EPA Emission Vehicles.
- 12 Rivet must be drilled out of O.E. Hanger.
- 37 Fits All Emissions Vehicles.
- 61 Cut to fit.
- 68 Requires 22329 Muffler.
- 74 Fits California/50 State Emission Vehicles.

## CHEVROLET/GMC G20/G2500 - 3/4 Ton Van

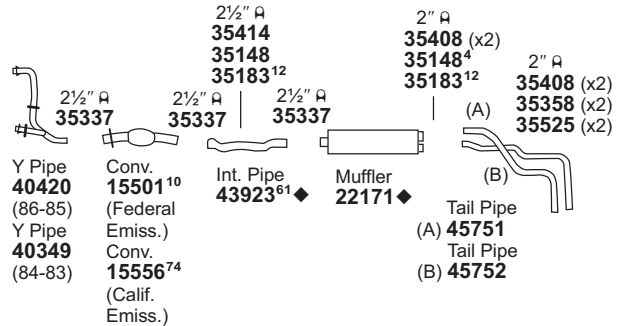
**1989-87 8 CYL. G20/G2500 w/5.7L ENG. - 125" W.B., TWO CONVERTER SYSTEM, HEAVY DUTY EMISSIONS (12403)**



**IMPORTANT: SEE PAGE 10 FOR REAR CONVERTER INSTALLATION INSTRUCTIONS.**

For 15693: Univ. Conv. 15043#

**1986-83 8 CYL. G20/G2500 w/5.7L ENG. - 110", 125" W.B., w/CONVERTER (12404)**



For 15501: Univ. Conv. 15042#

For 15556: Univ. Conv. 15146#

For 22171: SoundFX 18337  
 Univ. SoundFX 17849#  
 H.D. Muffler 22732 △

Tru-Fit 18177<sup>562</sup>  
 Super Turbo 17761<sup>576</sup>

- 132 Up to 11,000 G.V.W.R.
- 134 Up to 9,000 G.V.W.R.
- 198 Requires 40812 Tail Pipe.
- 199 Requires 46630 Tail Pipe.
- 511 Requires 35103 Hanger.
- 562 Single Outlet Muffler replaces Dual Outlet Muffler. Use pipe designated as "A" tail pipe.
- 576 For installation instructions and additional parts required, see the Cross Reference Chart in the Master Catalog.
- 674 May require Bracket.

GENERAL INFORMATION

PASSENGER CAR

LIGHT TRUCK

MUFFLER SPECS.

OPTIONAL MUFFLERS

CONVERTER SPECS.

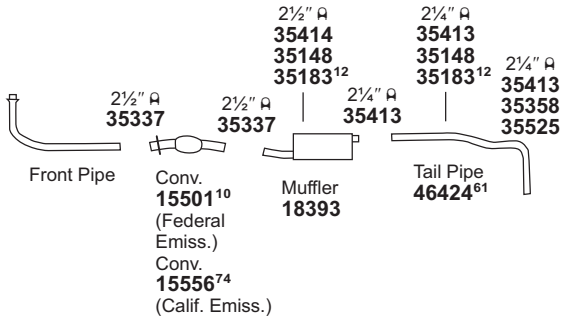
ACCESSORIES

FOOTNOTES

# LIGHT TRUCK

## CHEVROLET/GMC G20/G2500 - 3/4 Ton Van

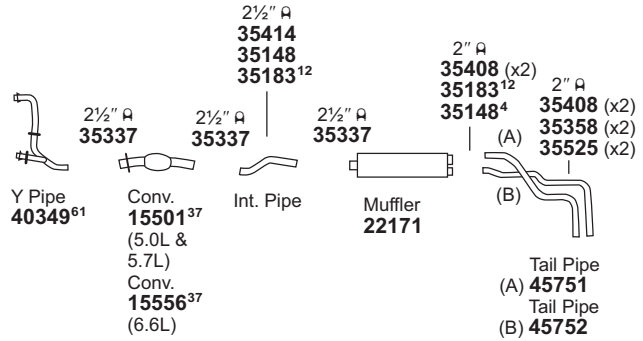
1984-83 6 CYL. G20/G2500 w/4.1L ENG. - 110"  
(12405) W.B., w/CONVERTER



For 15501: Univ. Conv. 15042#  
For 15556: Univ. Conv. 15146#  
For 18393: Tru-Fit 18119<sup>514</sup>  
Super Turbo 17734#

Univ. SoundFX 17855#

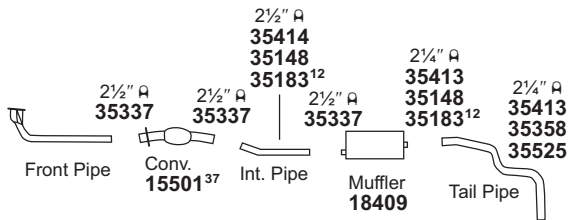
1982-80 8 CYL. G20/G2500 w/5.0L (305 C.I.D.),  
(12407) 5.7L (350 C.I.D.), 6.6L (400 C.I.D.)  
ENG., w/CONVERTER, DUAL  
OUTLET MUFFLER



For 15501: Univ. Conv. 15042#  
For 15556: Univ. Conv. 15146#  
For 22171: SoundFX 18337  
Univ. SoundFX 17849#  
H.D. Muffler 22732△

Tru-Fit 18177<sup>562</sup>  
Super Turbo 17761<sup>576</sup>

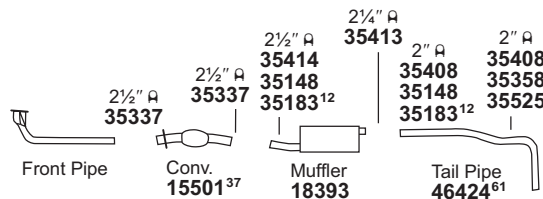
1982 6 CYL. G20/G2500 w/4.1L ENG.,  
(12406) w/CONVERTER



For 15501: Univ. Conv. 15042#  
For 18409: Tru-Fit 18112  
Super Turbo 17748#

Univ. SoundFX 17824  
Ultra Flo SS 17289#

1981-78 6 CYL. G20/G2500 w/4.1L (250 C.I.D.)  
(12408) ENG. - 110", 125" W.B.,  
w/CONVERTER



For 15501: Univ. Conv. 15042#  
For 18393: Tru-Fit 18119<sup>514</sup>  
Super Turbo 17734#

Univ. SoundFX 17855#

35148 Brkt.	35183 Insl.	35358 Brkt.	35525 Hngr.								

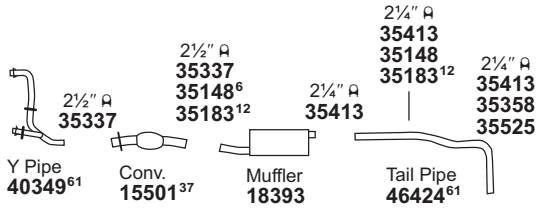
NOT LEGAL FOR SALE IN STATE OF CALIFORNIA  
IN NEW YORK STATE, CONVERTERS LISTED ARE LEGAL FOR FEDERAL/EPA EMISSION VEHICLES ONLY

- △ H.D. Arc-welded construction, recommended for commercial use.
- # Modifications and/or additional parts required.
- 4 Requires 35408 (2") Clamp.
- 10 Fits Federal/EPA Emission Vehicles.
- 12 Rivet must be drilled out of O.E. Hanger.
- 37 Fits All Emissions Vehicles.
- 61 Cut to fit.

- 74 Fits California/50 State Emission Vehicles.
- 514 Requires 43840 Extension Pipe
- 562 Single Outlet Muffler replaces Dual Outlet Muffler. Use pipe designated as "A" tail pipe.
- 576 For installation instructions and additional parts required, see the Cross Reference Chart in the Master Catalog.

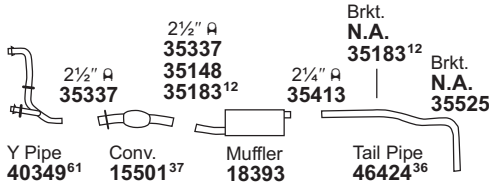
# LIGHT TRUCK

**1981 8 CYL. G20/G2500 w/5.0L (305 C.I.D.)**  
**ENG. - 110", 125" W.B.,**  
**w/CONVERTER, SINGLE**  
**OUTLET MUFFLER**  
**(12409)**



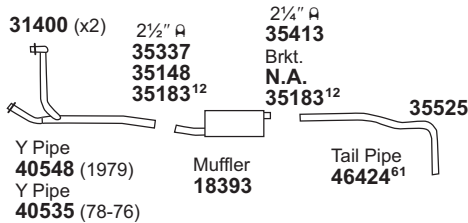
For 15501: Univ. Conv. 15042#  
 For 18393: Tru-Fit 18119<sup>514</sup>  
 Super Turbo 17734#  
 Univ. SoundFX 17855#

**1979-78 8 CYL. G20/G2500 w/5.7L (350 C.I.D.)**  
**ENG. - 110", 125" W.B.,**  
**w/CONVERTER**  
**(12410)**



For 15501: Univ. Conv. 15042#  
 For 18393: Tru-Fit 18119<sup>514</sup>  
 Super Turbo 17734#  
 Univ. SoundFX 17855#

**1979-75 8 CYL. G20/G2500 w/5.7L (350 C.I.D.)**  
**ENG. - 110", 125" W.B., w/o**  
**CONVERTER**  
**(12411)**



For 18393: Tru-Fit 18119<sup>514</sup>  
 Super Turbo 17734#  
 Univ. SoundFX 17855#

31400 Gskt.	31416 Gskt.	31851 Flng.	35148 Brkt.	35183 Insl.	35209 Hngr.	35358 Brkt.	35525 Hngr.						

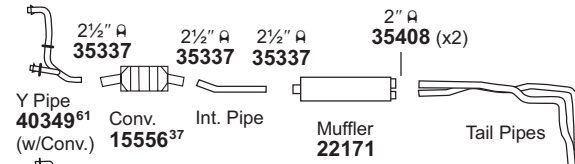
**NOT LEGAL FOR SALE IN STATE OF CALIFORNIA**  
**IN NEW YORK STATE, CONVERTERS LISTED ARE LEGAL FOR FEDERAL/EPA EMISSION VEHICLES ONLY**

- △ H.D. Arc-welded construction, recommended for commercial use.
- # Modifications and/or additional parts required.
- 6 Requires 35414 (2 1/2") Clamp.
- 12 Rivet must be drilled out of O.E. Hanger.
- 23 Also available 31400 asbestos Gasket.
- 24 Requires 35337 (2 1/2") Clamp.
- 36 Cut 15" off Inlet for 110" W.B.

## CHEVROLET/GMC

G20/G2500 - 3/4 Ton Van

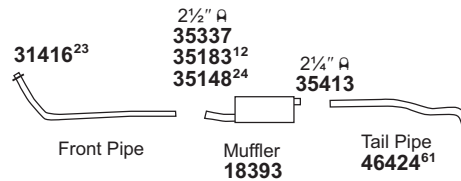
**1979 8 CYL. G20/G2500 w/6.6L (400 C.I.D.)**  
**ENG. - 125" W.B.**  
**(12412)**



Y Pipe  
**40548**  
 (w/o Conv.)

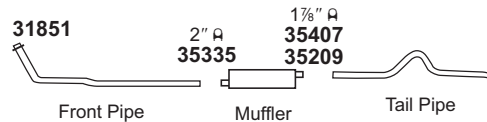
For 15556: Univ. Conv. 15146#  
 For 22171: SoundFX 18337  
 Univ. SoundFX 17849#  
 H.D. Muffler 22732△  
 Tru-Fit 18177<sup>562</sup>  
 Super Turbo 17761<sup>576</sup>

**1978-75 6 CYL. G20/G2500 w/4.8L (292 C.I.D.)**  
**ENG. - 110", 125" W.B.,**  
**w/o CONVERTER**  
**(12413)**



For 18393: Tru-Fit 18119<sup>514</sup>  
 Super Turbo 17734#  
 Univ. SoundFX 17855#

**1974-71 6 CYL. G20/G2500 - 110", 125" W.B.**  
**(12414)**



GENERAL  
 INFORMATION

PASSENGER  
 CAR

LIGHT  
 TRUCK

MUFFLER  
 SPECS.

OPTIONAL  
 MUFFLERS

CONVERTER  
 SPECS.

ACCESSORIES

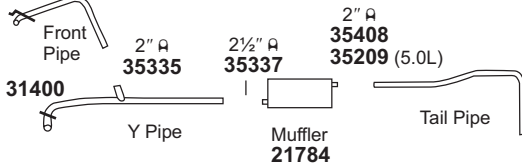
FOOTNOTES

# LIGHT TRUCK

## CHEVROLET/GMC G20/G2500 - 3/4 Ton Van

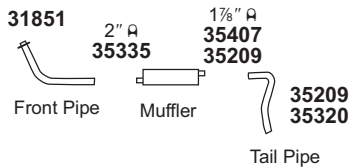
1974-71 8 CYL. G20/G2500 w/5.7L (350 C.I.D.)  
ENG.  
1973-72 8 CYL. G20/G2500 w/5.0L (307 C.I.D.)  
(12415) ENG.

31400

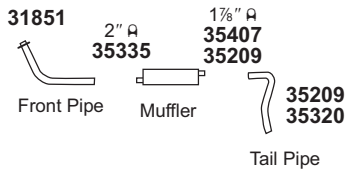


For 21784: SoundFX 18293 Tru-Fit 18120  
Univ. SoundFX 17831 Super Turbo 17749#  
Ultra Flo SS 17258<sup>576</sup> H.D. Muffler 22730 Δ

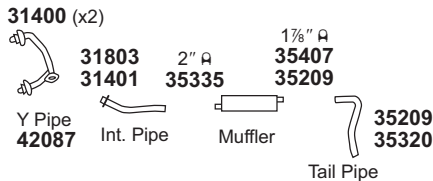
1970-67 6 CYL. CHEVROLET G20 VAN  
(12416)



1970-67 6 CYL. GMC GS2630 VAN  
(12417)



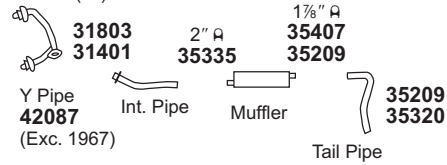
1968-67 8 CYL. CHEVROLET G20 VAN w/ROUND  
(12418) MUFFLER



31398 Gskt.	31400 Gskt.	31401 Gskt.	31803 Flng.	31851 Flng.	35209 Hngr.	35229 Insl.	35320 Clmp.						

1968-67 8 CYL. GMC GE2630 VAN  
(12419)

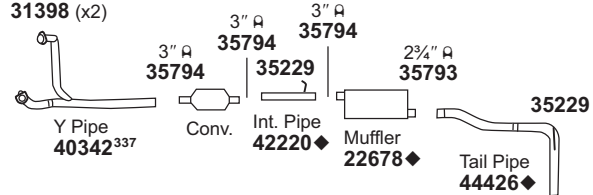
31400 (x2)



## CHEVROLET/GMC G30/G3500 - 1 Ton Van

1996 6 CYL. G30/G3500 w/4.3L ENG. - 125"  
(12420) W.B., OVER 8500 G.V.W.R.,  
w/CONVERTER

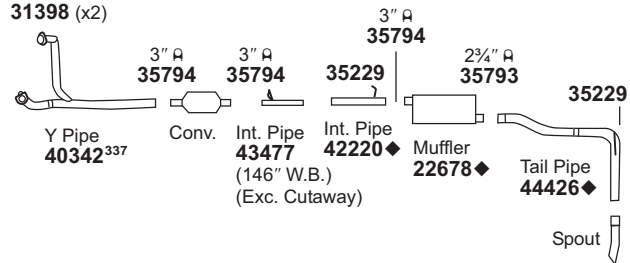
31398 (x2)



For 22678: SoundFX 18219

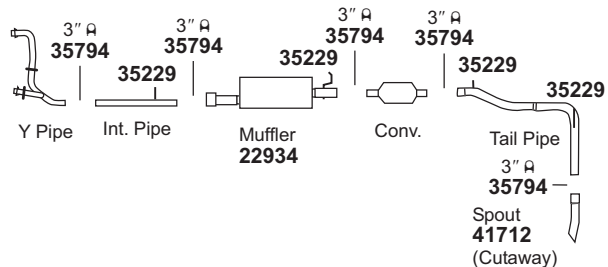
1996 8 CYL. G30/G3500 w/5.7L ENG. - 125",  
(12421) 146" W.B., OVER 8500 G.V.W.R.,  
w/CONVERTER

31398 (x2)



For 22678: SoundFX 18219

1996 8 CYL. G30/G3500 w/7.4L ENG. - 125",  
(12422) 146" W.B., w/CONVERTER



NOT LEGAL FOR SALE IN STATE OF CALIFORNIA

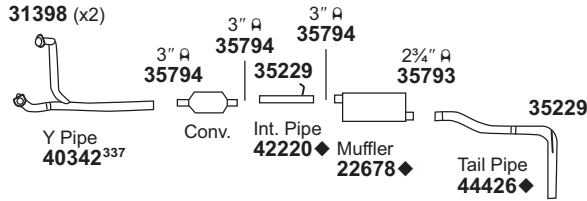
IN NEW YORK STATE, CONVERTERS LISTED ARE LEGAL FOR FEDERAL/EPA EMISSION VEHICLES ONLY

◆ If welded assembly, replace all required parts.  
Δ H.D. Arc-welded construction, recommended for commercial use.  
# Modifications and/or additional parts required.

337 If sensor required, drill 0.50" hole in Pipe at sensor tap.  
576 For installation instructions and additional parts required, see the Cross Reference Chart in the Master Catalog.

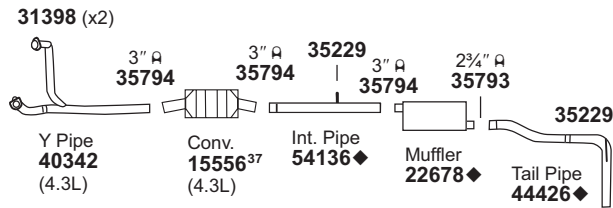
# LIGHT TRUCK

**1995-92 6 CYL. G30/G3500 w/4.3L ENG. - 125" W.B., OVER 8500 G.V.W.R., w/CONVERTER**  
(12423)



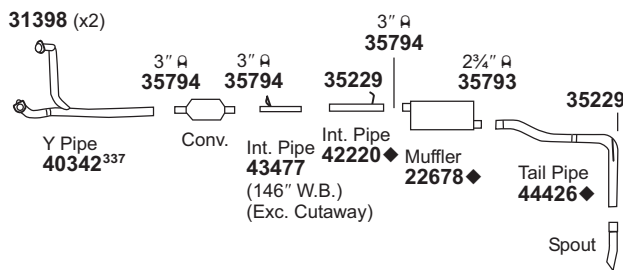
For 22678: SoundFX 18219

**1995 6-8 CYL. G30/G3500 w/4.3L, 5.7L ENG. - 125" W.B., UNDER 8500 G.V.W.R.**  
(12424)



For 15556: Univ. Conv. 15146#  
For 22678: SoundFX 18219

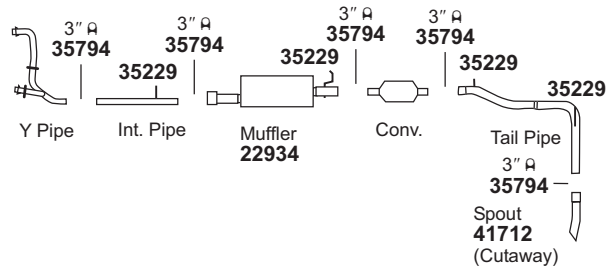
**1995 8 CYL. G30/G3500 w/5.7L ENG. - 125", 146" W.B., OVER 8500 G.V.W.R., w/CONVERTER**  
(12425)



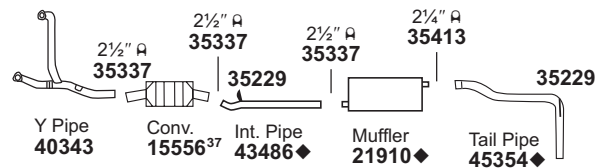
For 22678: SoundFX 18219

## CHEVROLET/GMC G30/G3500 - 1 Ton Van

**1995-91 8 CYL. G30/G3500 w/7.4L ENG. - 125", 146" W.B., w/CONVERTER**  
(12426)

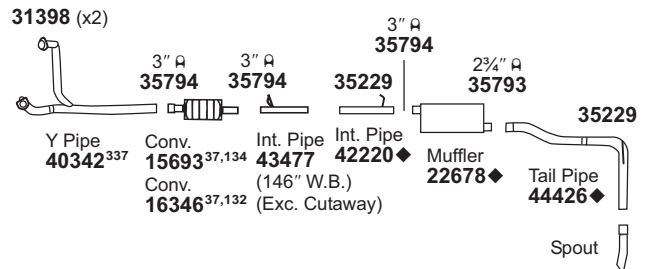


**1994-91 6 CYL. G30/G3500 w/4.3L ENG. - 125" W.B., UNDER 8500 G.V.W.R., 2 1/2" SYSTEM**  
(12427)



For 15556: Univ. Conv. 15146#  
For 21910: SoundFX 18274 Tru-Fit 18124  
Univ. SoundFX 17845 Super Turbo 17749#  
Ultra Flo SS 17258<sup>576</sup>

**1994-92 8 CYL. G30/G3500 w/5.7L ENG., 125", 146" W.B. w/CONVERTER**  
(12428)



For 15693: Univ. Conv. 15043#  
For 16346: Univ. Conv. 15103#  
For 22678: SoundFX 18219

31398 Gskt.	35229 Insl.																		

NOT LEGAL FOR SALE IN STATE OF CALIFORNIA  
IN NEW YORK STATE, CONVERTERS LISTED ARE LEGAL FOR FEDERAL/EPA EMISSION VEHICLES ONLY

◆ If welded assembly, replace all required parts.  
# Modifications and/or additional parts required.  
37 Fits All Emissions Vehicles.  
132 Up to 11,000 G.V.W.R.

134 Up to 9,000 G.V.W.R.  
337 If sensor required, drill 0.50" hole in Pipe at sensor tap.  
576 For installation instructions and additional parts required, see the Cross Reference Chart in the Master Catalog.

GENERAL INFORMATION

PASSENGER CAR

LIGHT TRUCK

MUFFLER SPECS.

OPTIONAL MUFFLERS

CONVERTER SPECS.

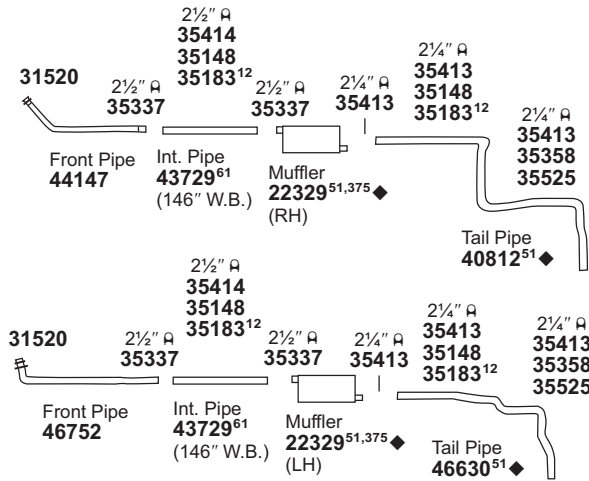
ACCESSORIES

FOOTNOTES



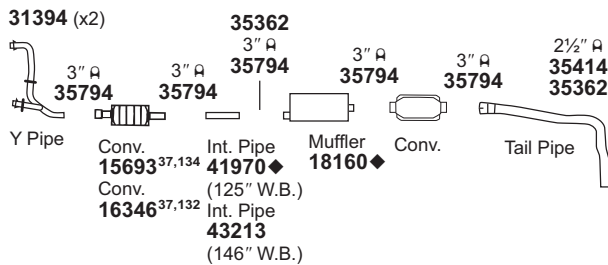
# LIGHT TRUCK

**1990-83 8 CYL. G30/G3500 w/6.2L DIESEL ENG. - (12434)**  
**125", 146" W.B.**



For 22329: SoundFX 18274<sup>511</sup>      Tru-Fit 18124<sup>674</sup>  
 Univ. SoundFX 17845#      Super Turbo 17749#  
 Ultra Flo SS 17258<sup>576</sup>

**1989-87 8 CYL. G30/G3500 w/5.7L ENG. CODE K (12435)**  
**- 125", 146" W.B. w/TWO CONVERTER SYSTEM, w/3" MUFFLER INLET**



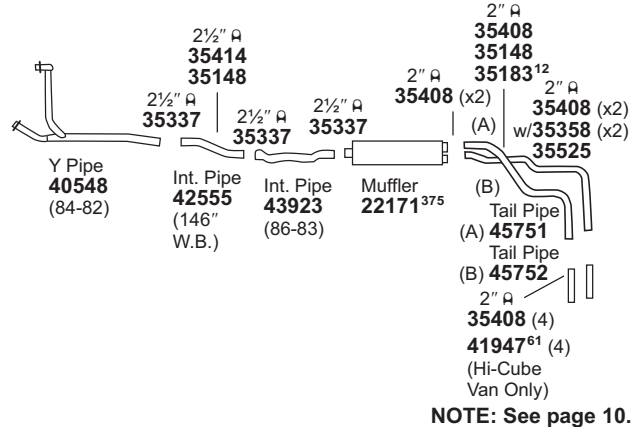
**IMPORTANT: SEE PAGE 10 FOR REAR CONVERTER INSTALLATION INSTRUCTIONS.**

For 15693: Univ. Conv. 15043#  
 For 16346: Univ. Conv. 15103#

31394 Gskt.	31520 Gskt.	35148 Brkt.	35183 Insl.	35358 Brkt.	35362 Brkt.	35525 Hngr.							

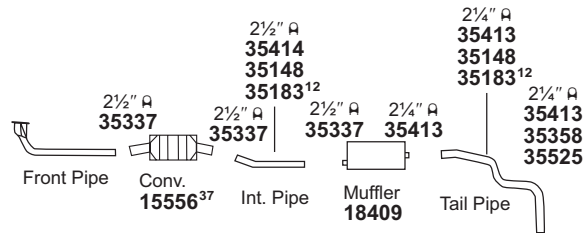
## CHEVROLET/GMC G30/G3500 - 1 Ton Van

**1986-82 8 CYL. G30/G3500 w/5.7L ENG., 4BBL (BEFORE 1-1-85) DO NOT USE w/FED. EMISSION CONTROL OR H5D EMISSION, w/o CONVERTER (12436)**



For 22171: SoundFX 18337      Tru-Fit 18177<sup>562</sup>  
 Univ. SoundFX 17849#      Super Turbo 17761<sup>576</sup>  
 H.D. Muffler 22732△

**1982 6 CYL. G30/G3500 w/4.1L ENG. - (12437)**  
**125" W.B., w/CONVERTER**



For 15556: Univ. Conv. 15146#  
 For 18409: Tru-Fit 18112      Univ. SoundFX 17824  
 Super Turbo 17748#      Ultra Flo SS 17289#

GENERAL INFORMATION

PASSENGER CAR

LIGHT TRUCK

MUFFLER SPECS.

OPTIONAL MUFFLERS

CONVERTER SPECS.

ACCESSORIES

FOOTNOTES

**NOT LEGAL FOR SALE IN STATE OF CALIFORNIA  
 IN NEW YORK STATE, CONVERTERS LISTED ARE LEGAL FOR FEDERAL/EPA EMISSION VEHICLES ONLY**

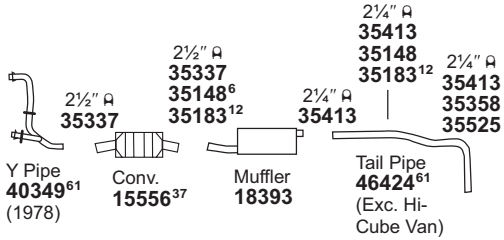
◆ If welded assembly, replace all required parts.  
 △ H.D. Arc-welded construction, recommended for commercial use.  
 # Modifications and/or additional parts required.  
 12 Rivet must be drilled out of O.E. Hanger.  
 37 Fits All Emissions Vehicles.  
 51 Both parts required.  
 61 Cut to fit.  
 132 Up to 11,000 G.V.W.R.

134 Up to 9,000 G.V.W.R.  
 375 Regular Duty Muffler.  
 511 Requires 35103 Hanger.  
 562 Single Outlet Muffler replaces Dual Outlet Muffler. Use pipe designated as "A" tail pipe.  
 576 For installation instructions and additional parts required, see the Cross Reference Chart in the Master Catalog.  
 674 May require Bracket.

# LIGHT TRUCK

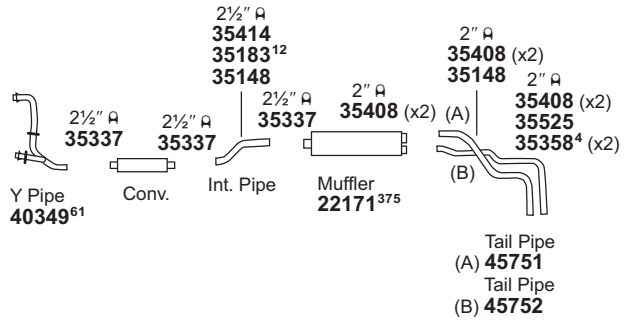
## CHEVROLET/GMC G30/G3500 - 1 Ton Van

**1981-78 8 CYL. G30/G3500 w/5.7L (350 C.I.D.)  
(12438) ENG. - 125" W.B., w/CONVERTER**



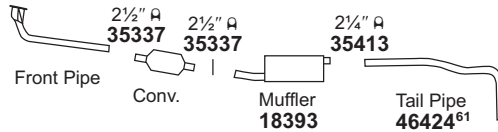
For 15556: Univ. Conv. 15146#  
For 18393: Tru-Fit 18119<sup>514</sup> Super Turbo 17734#  
Univ. SoundFX 17855#

**1980 8 CYL. G30/G3500 w/6.6L (400 C.I.D.)  
(12440) ENG., w/CONVERTER -  
125" W.B.**



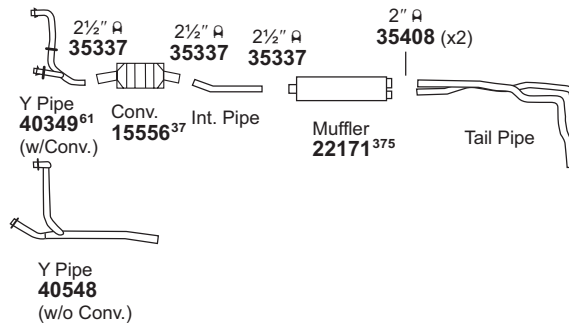
For 22171: SoundFX 18337 Univ. SoundFX 17849# H.D. Muffler 22732△  
Tru-Fit 18177<sup>562</sup> Super Turbo 17761<sup>576</sup>

**1979-78 6 CYL. G30/G3500 w/4.1L (250 C.I.D.)  
(12441) ENG. (EXC. 1978 CUTAWAY),  
w/CONVERTER**



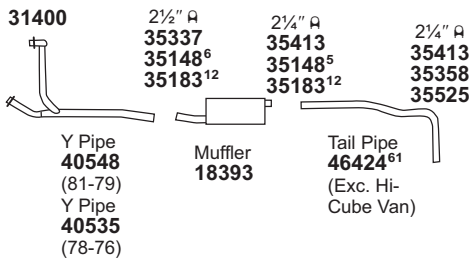
For 18393: Tru-Fit 18119<sup>514</sup> Super Turbo 17734#  
Univ. SoundFX 17855#

**1979 8 CYL. G30/G3500 w/6.6L (400 C.I.D.)  
(12442) ENG. - 125", 146" W.B.**



For 15556: Univ. Conv. 15146#  
For 22171: SoundFX 18337 Univ. SoundFX 17849# H.D. Muffler 22732△  
Tru-Fit 18177<sup>562</sup> Super Turbo 17761<sup>576</sup>

**1981-75 8 CYL. G30/G3500 w/5.7L (350 C.I.D.)  
(12439) ENG.- 110", 125" W.B.,  
w/o CONVERTER**



For 18393: Tru-Fit 18119<sup>514</sup> Super Turbo 17734#  
Univ. SoundFX 17855#

31400 Gskt.	35148 Brkt.	35183 Insl.	35358 Brkt.	35525 Hngr.						

**NOT LEGAL FOR SALE IN STATE OF CALIFORNIA  
IN NEW YORK STATE, CONVERTERS LISTED ARE LEGAL FOR FEDERAL/EPA EMISSION VEHICLES ONLY**

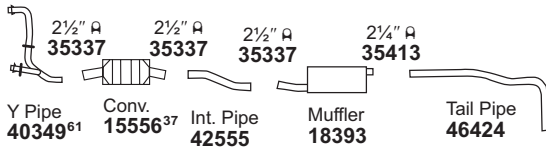
- △ H.D. Arc-welded construction, recommended for commercial use.
- # Modifications and/or additional parts required.
- 4 Requires 35408 (2") Clamp.
- 5 Requires 35413 (2 1/4") Clamp.
- 6 Requires 35414 (2 1/2") Clamp.
- 12 Rivet must be drilled out of O.E. Hanger.
- 37 Fits All Emissions Vehicles.

- 61 Cut to fit.
- 375 Regular Duty Muffler.
- 514 Requires 43840 Extension Pipe
- 562 Single Outlet Muffler replaces Dual Outlet Muffler. Use pipe designated as "A" tail pipe.
- 576 For installation instructions and additional parts required, see the Cross Reference Chart in the Master Catalog.



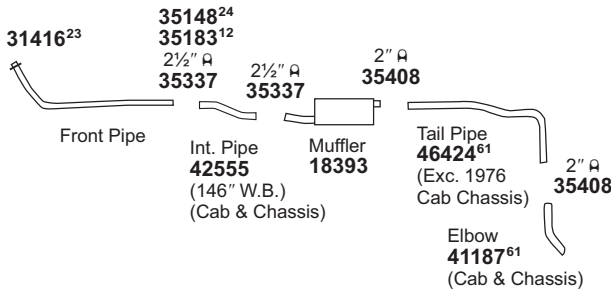
# LIGHT TRUCK

**1978 8 CYL. G30/G3500 w/5.7L (350 C.I.D.)**  
**(12443) ENG. - 146" W.B., w/CONVERTER**



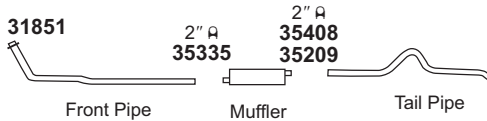
For 15556: Univ. Conv. 15146#  
 For 18393: Tru-Fit 18119<sup>514</sup> Univ. SoundFX 17855#  
 Super Turbo 17734#

**1978-75 6 CYL. G30/G3500 w/4.8L (292 C.I.D.)**  
**(12444) ENG. - 110", 125", 146" W.B.**

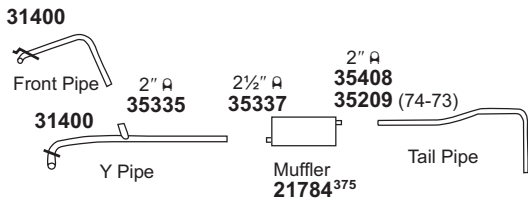


For 18393: Tru-Fit 18119<sup>514</sup> Univ. SoundFX 17855#  
 Super Turbo 17734#

**1974-71 6 CYL. G30/G3500 VAN - 110", 125" W.B.**  
**(12445)**



**1974-71 8 CYL. G30/G3500 w/5.7L (350 C.I.D.)**  
**(12446) ENG. - 110", 125" W.B.**



For 21784: SoundFX 18293 Tru-Fit 18120  
 Univ. SoundFX 17831 Super Turbo 17749#  
 Ultra Flo SS 17258<sup>576</sup> H.D. Muffler 22730△

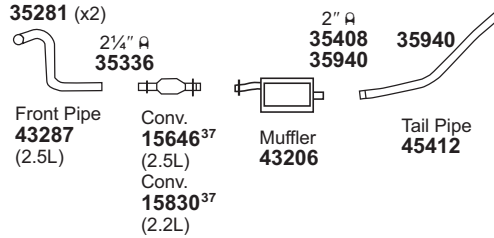
31379 Gskt.	31391 Gskt.	31400 Gskt.	31416 Gskt.	31851 Flng.	35119 Insl.	35148 Brkt.	35183 Insl.	35209 Hngr.	35281 Spring	35463 Brkt.	35719 Insl.	35940 Brkt.
----------------	----------------	----------------	----------------	----------------	----------------	----------------	----------------	----------------	-----------------	----------------	----------------	----------------

**NOT LEGAL FOR SALE IN STATE OF CALIFORNIA  
 IN NEW YORK STATE, CONVERTERS LISTED ARE LEGAL FOR FEDERAL/EPA EMISSION VEHICLES ONLY**

- ◆ If welded assembly, replace all required parts.
- ⊙ Air Gap Pipe. Appearance may be different than O.E. Pipe. Air space between Pipes acts as a Heat Insulator.
- △ H.D. Arc-welded construction, recommended for commercial use.
- # Modifications and/or additional parts required.
- 12 Rivet must be drilled out of O.E. Hanger.
- 23 Also available 31400 asbestos Gasket.

## CHEVROLET/GMC LLV (Postal Vehicle)

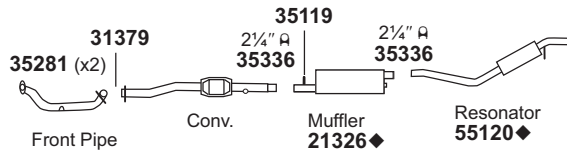
**1995-94 4 CYL. LLV MODELS w/2.2L ENG.**  
**1993-87 4 CYL. LLV MODELS w/2.5L ENG.**  
**(12447)**



For 15646: Univ. Conv. 15037#  
 For 15830: Univ. Conv. 15037#

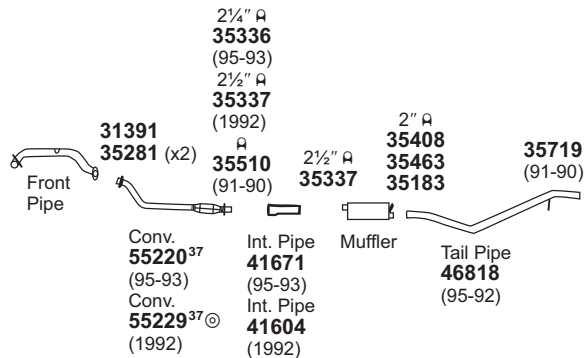
## CHEVROLET/GMC Lumina A.P.V. Van

**1996 6 CYL. LUMINA VAN w/3.4L ENG.**  
**(12448)**



For 21326: SoundFX 18928 Super Turbo 17732#

**1995-90 6 CYL. LUMINA VAN w/3.1L ENG.**  
**(12449)**



For 55220: Univ. Conv. 15041#  
 For 55229: Univ. Conv. 15042#

- 24 Requires 35337 (2 1/2") Clamp.
- 37 Fits All Emissions Vehicles.
- 61 Cut to fit.
- 375 Regular Duty Muffler.
- 514 Requires 43840 Extension Pipe
- 576 For installation instructions and additional parts required, see the Cross Reference Chart in the Master Catalog.

GENERAL  
INFORMATION

PASSENGER  
CAR

LIGHT  
TRUCK

MUFFLER  
SPECS.

OPTIONAL  
MUFFLERS

CONVERTER  
SPECS.

ACCESSORIES

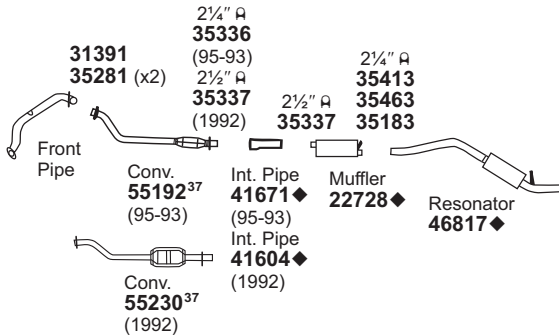
FOOTNOTES

# LIGHT TRUCK

## CHEVROLET/GMC

Lumina A.P.V. Van

1995-92 6 CYL. LUMINA VAN w/3.8L ENG.  
(12450)



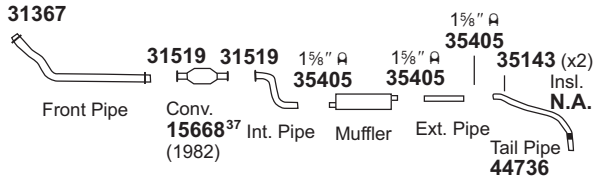
For 22728: SoundFX 18596  
Super Turbo 17734#  
Univ. SoundFX 17193#  
Ultra Flo SS 17258<sup>576</sup>

For 55192: Univ. Conv. 15041#  
For 55230: Univ. Conv. 15042#

## CHEVROLET/GMC

LUV

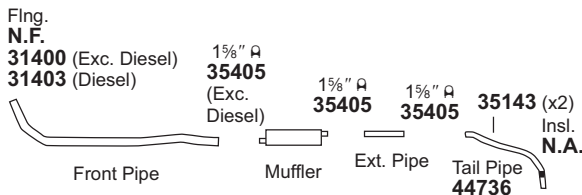
1982-81 4 CYL. LUV - CHEVROLET  
(12451) w/CONVERTER



For 15668: Univ. Conv. 15037#

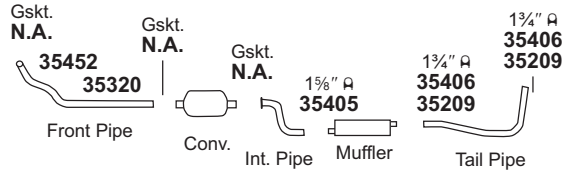
1982-81 4 CYL. LUV - CHEVROLET  
(12452) w/o CONVERTER

1982-81 4 CYL. LUV - CHEVROLET  
(12452) w/DIESEL ENG.

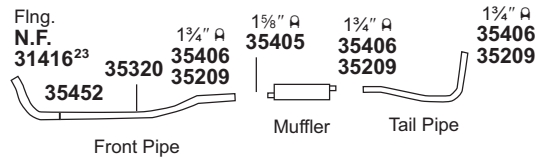


31367 Gskt.	31391 Gskt.	31400 Gskt.	31403 Gskt.	31416 Gskt.	31519 Gskt.	35143 Insl.	35183 Insl.	35209 Hngr.	35281 Spring	35320 Clmp.	35452 Brkt.	35463 Brkt.	35517 Hngr.

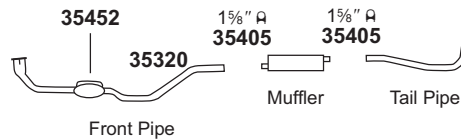
1980-76 4 CYL. LUV - CHEVROLET  
(12453) w/CONVERTER



1980-76 4 CYL. LUV - CHEVROLET  
(12454) w/o CONVERTER



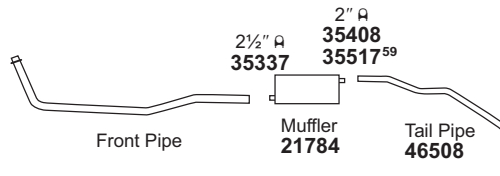
1975 4 CYL. LUV - CHEVROLET  
(12455)



## CHEVROLET/GMC

P10/P1500 - 1/2 Ton

1980-75 6 CYL. P10/P1500 w/4.8L (292 C.I.D.)  
(12456) ENG.



For 21784: SoundFX 18293  
Univ. SoundFX 17831  
Ultra Flo SS 17258<sup>576</sup>

Tru-Fit 18120  
Super Turbo 17749#  
H.D. Muffler 22730 △

NOT LEGAL FOR SALE IN STATE OF CALIFORNIA

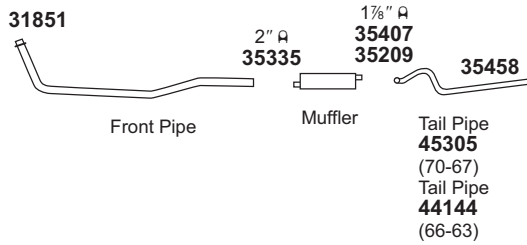
IN NEW YORK STATE, CONVERTERS LISTED ARE LEGAL FOR FEDERAL/EPA EMISSION VEHICLES ONLY

- ◆ If welded assembly, replace all required parts.
- △ H.D. Arc-welded construction, recommended for commercial use.
- # Modifications and/or additional parts required.

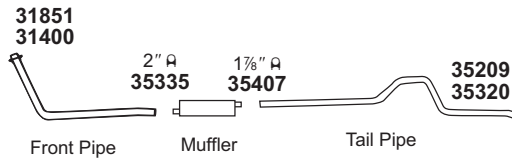
- 37 Fits All Emissions Vehicles.
- 59 Also available 35209 Universal Hanger.
- 576 For installation instructions and additional parts required, see the Cross Reference Chart in the Master Catalog.

# LIGHT TRUCK

**1972-63 6 CYL. P10/P1500**  
**1966-63 4 CYL. P10/P1500**  
**(12457)**

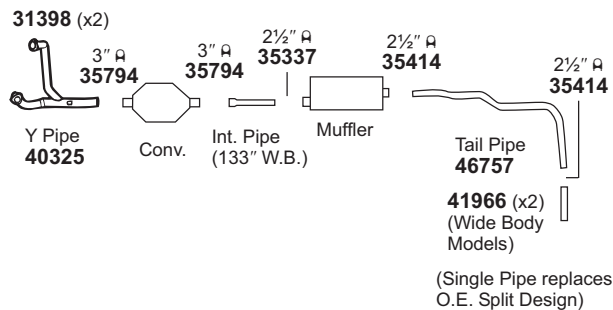


**1966-63 6 CYL. GMC P1500, PB1500**  
**(12458)**



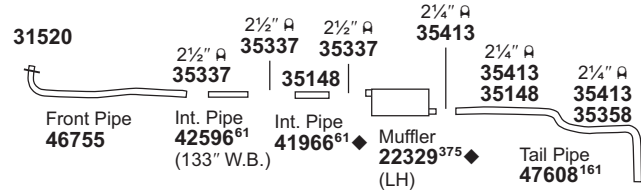
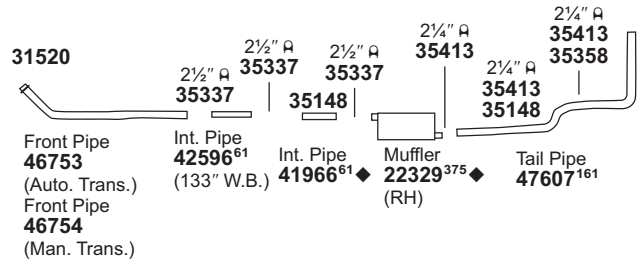
## CHEVROLET/GMC P20/P2500 - 3/4 Ton

**1989 8 CYL. P20/P2500 w/5.7L ENG. - 125",**  
**(12459) 133" W.B. w/CONVERTER**



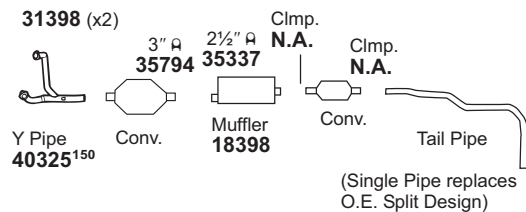
## CHEVROLET/GMC P20/P2500 - 3/4 Ton

**1989-88 8 CYL. P20/P2500 w/6.2L DIESEL ENG.**  
**(12460) (AFTER 1-1-88)**



For 22329: SoundFX 18274<sup>511</sup>  
 Univ. SoundFX 17845#  
 Ultra Flo SS 17258<sup>576</sup>  
 Tru-Fit 18124<sup>674</sup>  
 Super Turbo 17749#

**1988-87 8 CYL. P20/P2500 w/5.7L ENG. - 133"**  
**(12461) W.B., w/TWO CONVERTER SYSTEM**



**IMPORTANT: SEE PAGE 10 FOR REAR CONVERTER  
 INSTALLATION INSTRUCTIONS.**

For 18398: Univ. SoundFX 17809#

31398 Gskt.	31400 Gskt.	31520 Gskt.	31851 Flng.	35148 Brkt.	35209 Hngr.	35320 Clmp.	35358 Brkt.	35458 Hngr.						
----------------	----------------	----------------	----------------	----------------	----------------	----------------	----------------	----------------	--	--	--	--	--	--

**NOT LEGAL FOR SALE IN STATE OF CALIFORNIA  
 IN NEW YORK STATE, CONVERTERS LISTED ARE LEGAL FOR FEDERAL/EPA EMISSION VEHICLES ONLY**

- ◆ If welded assembly, replace all required parts.
- # Modifications and/or additional parts required.
- 61 Cut to fit.
- 150 If oxygen sensor not used, Plug 35299 is required.
- 161 For wide body Models, use 41956 on Tail Pipe Outlets.

- 375 Regular Duty Muffler.
- 511 Requires 35103 Hanger.
- 576 For installation instructions and additional parts required, see the Cross Reference Chart in the Master Catalog.
- 674 May require Bracket.

GENERAL  
INFORMATION

PASSENGER  
CAR

LIGHT  
TRUCK

MUFFLER  
SPECS.

OPTIONAL  
MUFFLERS

CONVERTER  
SPECS.

ACCESSORIES

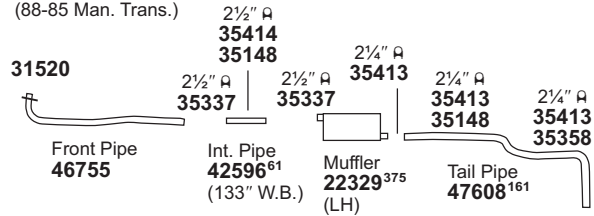
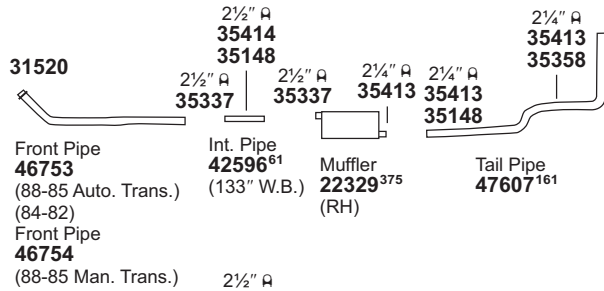
FOOTNOTES

# LIGHT TRUCK

## CHEVROLET/GMC

P20/P2500 - 3/4 Ton

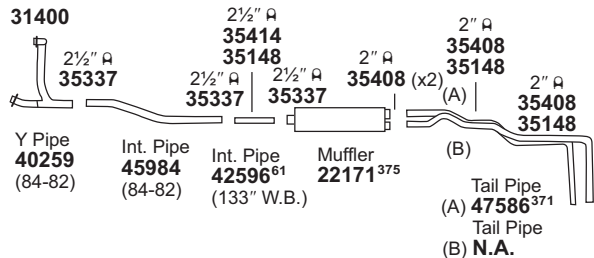
**1988-82 8 CYL. P20/P2500 w/6.2L DIESEL ENG. (12462)**



For **22329**: SoundFX 18274<sup>511</sup>  
Univ. SoundFX 17845#  
Ultra Flo SS 17258<sup>576</sup>

Tru-Fit 18124<sup>674</sup>  
Super Turbo 17749#

**1987-82 8 CYL. P20/P2500 w/5.7L ENG. - DO NOT USE w/FED. EMISSION CONTROL OR H5D EMISSIONS (12463)**



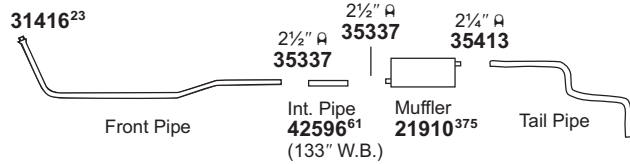
NOTE: See page 10.

For **22171**: SoundFX 18337  
Univ. SoundFX 17849#  
H.D. Muffler 22732△

Tru-Fit 18177<sup>562</sup>  
Super Turbo 17761<sup>576</sup>

31400 Gskt.	31416 Gskt.	31520 Gskt.	35148 Brkt.	35358 Brkt.	35517 Hngr.								

**1983 6 CYL. P20/P2500 w/4.8L ENG., DO NOT USE w/FED. EMISSION CONTROL OR H5D EMISSIONS (BEFORE 1-1-85) (12464)**

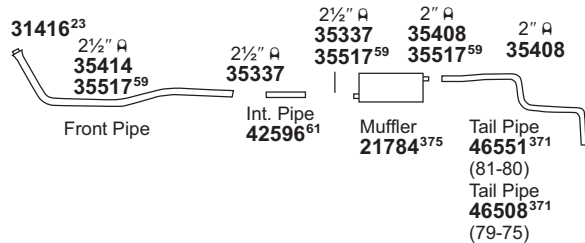


NOTE: See page 10.

For **21910**: SoundFX 18274  
Univ. SoundFX 17845  
Ultra Flo SS 17258<sup>576</sup>

Tru-Fit 18124  
Super Turbo 17749#

**1981-75 6 CYL. P20/P2500 w/4.8L (292 C.I.D.) ENG. (12465)**

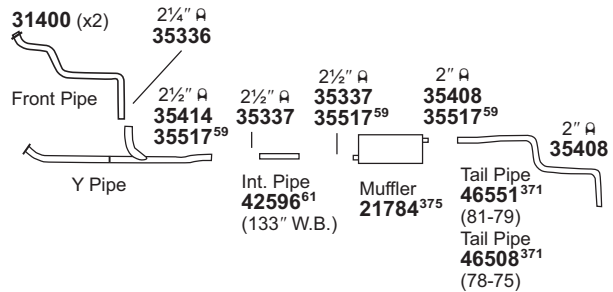


For **21784**: SoundFX 18293  
Univ. SoundFX 17831  
Ultra Flo SS 17258<sup>576</sup>

Tru-Fit 18120  
Super Turbo 17749#  
H.D. Muffler 22730△

**1981-79 8 CYL. P20/P2500 w/5.7L ENG., w/MANUAL TRANS., w/o CONVERTER (12466)**

**1978-75 8 CYL. P20/P2500 w/5.7L (350 C.I.D.) ENG., w/o CONVERTER (12466)**



For **21784**: SoundFX 18293  
Univ. SoundFX 17831  
Ultra Flo SS 17258<sup>576</sup>

Tru-Fit 18120  
Super Turbo 17749#  
H.D. Muffler 22730△

NOT LEGAL FOR SALE IN STATE OF CALIFORNIA

IN NEW YORK STATE, CONVERTERS LISTED ARE LEGAL FOR FEDERAL/EPA EMISSION VEHICLES ONLY

△ H.D. Arc-welded construction, recommended for commercial use.

# Modifications and/or additional parts required.

23 Also available 31400 asbestos Gasket.

59 Also available 35209 Universal Hanger.

61 Cut to fit.

161 For wide body Models, use 41956 on Tail Pipe Outlets.

802 371 Requires (2) 41947 for Wide Body Models.

375 Regular Duty Muffler.

511 Requires 35103 Hanger.

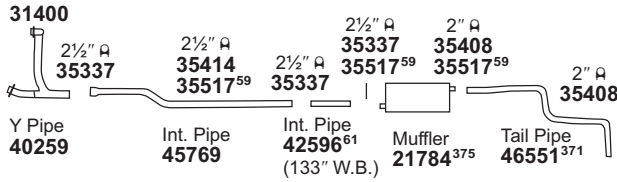
562 Single Outlet Muffler replaces Dual Outlet Muffler. Use pipe designated as "A" tail pipe.

576 For installation instructions and additional parts required, see the Cross Reference Chart in the Master Catalog.

674 May require Bracket.

# LIGHT TRUCK

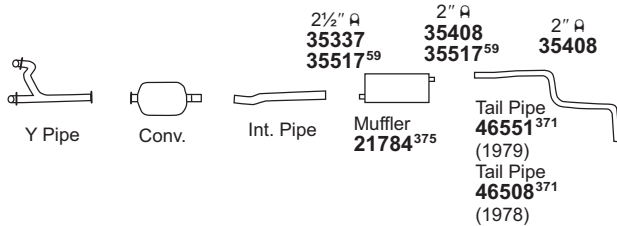
**1979 8 CYL. P20/P2500 w/5.7L (350 C.I.D.)  
ENG. w/AUTOMATIC TRANS.,  
(12467) w/o CONVERTER**



For 21784: SoundFX 18293  
Univ. SoundFX 17831  
Ultra Flo SS 17258<sup>576</sup>

Tru-Fit 18120  
Super Turbo 17749#  
H.D. Muffler 22730 △

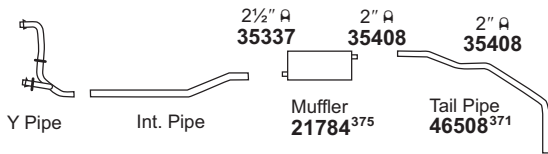
**1979-78 8 CYL. P20/P2500 w/5.7L (350 C.I.D.)  
ENG., w/CONVERTER**



For 21784: SoundFX 18293  
Univ. SoundFX 17831  
Ultra Flo SS 17258<sup>576</sup>

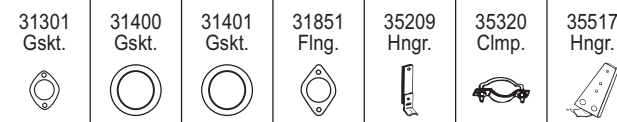
Tru-Fit 18120  
Super Turbo 17749#  
H.D. Muffler 22730 △

**1974-73 8 CYL. P20/P2500 w/5.0L (307 C.I.D.),  
(12469) 5.7L (350 C.I.D.) ENG.**



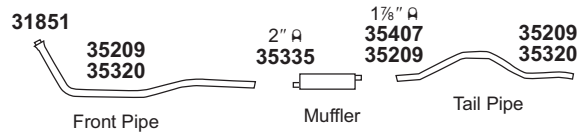
For 21784: SoundFX 18293  
Univ. SoundFX 17831  
Ultra Flo SS 17258<sup>576</sup>

Tru-Fit 18120  
Super Turbo 17749#  
H.D. Muffler 22730 △

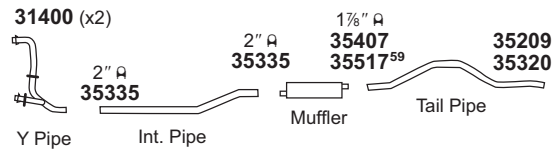


## CHEVROLET/GMC P20/P2500 - 3/4 Ton

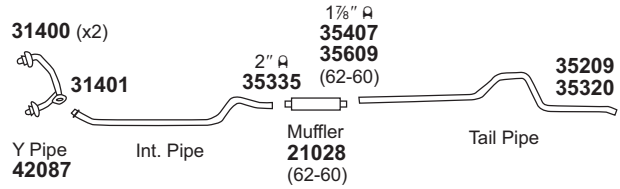
**1972-63 6 CYL. P20/P2500  
(12470)**



**1968 8 CYL. P20/P2500 w/5.0L (307 C.I.D.)  
ENG.**

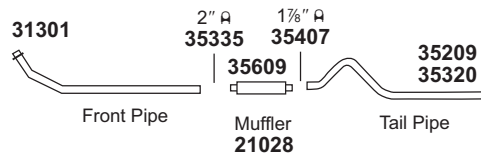


**1966-60 8 CYL. P20, P23, P25, P26  
(12472)**



For 21028: H.D. Muffler 21169 △

**1962-60 6 CYL. CHEVROLET P20 3/4 TON  
(12473)**



For 21028: H.D. Muffler 21169 △

GENERAL  
INFORMATION

PASSENGER  
CAR

LIGHT  
TRUCK

MUFFLER  
SPECS.

OPTIONAL  
MUFFLERS

CONVERTER  
SPECS.

ACCESSORIES

FOOTNOTES

NOT LEGAL FOR SALE IN STATE OF CALIFORNIA  
IN NEW YORK STATE, CONVERTERS LISTED ARE LEGAL FOR FEDERAL/EPA EMISSION VEHICLES ONLY

△ H.D. Arc-welded construction, recommended for commercial use.  
# Modifications and/or additional parts required.  
59 Also available 35209 Universal Hanger.  
61 Cut to fit.

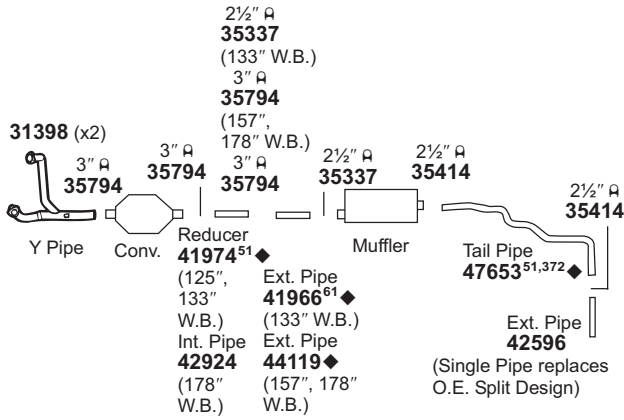
371 Requires (2) 41947 for Wide Body Models.  
375 Regular Duty Muffler.  
576 For installation instructions and additional parts required, see the Cross Reference Chart in the Master Catalog.

# LIGHT TRUCK

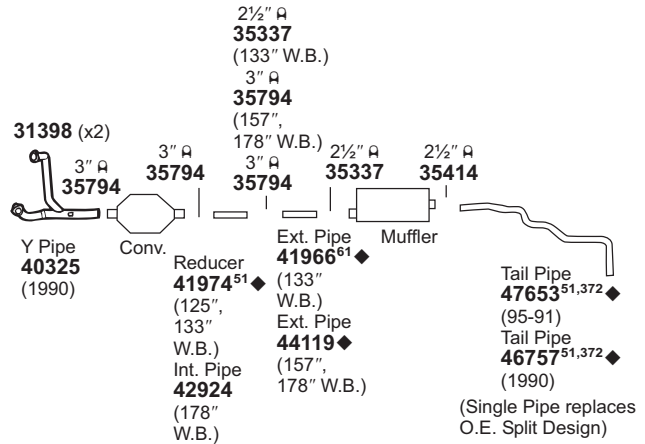
## CHEVROLET/GMC

P30/P3500 - 1 Ton

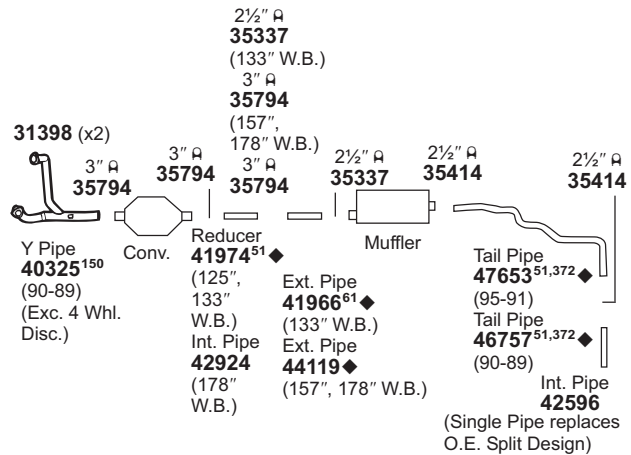
**1996 8 CYL. P30/P3500 w/5.7L - 125", 133", 157", 178" W.B., w/CONVERTER**  
(12474)



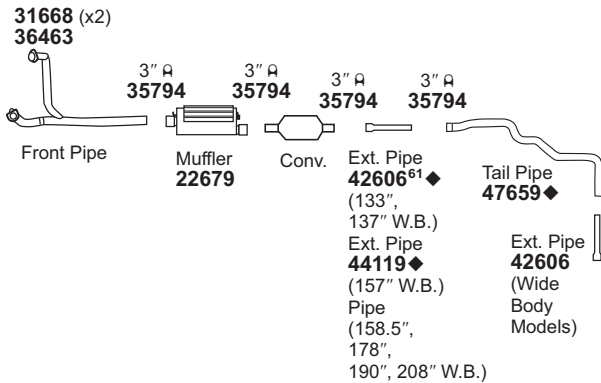
**1995-90 6 CYL. P30/P3500 w/4.3L ENG. - 125", 133", 157", 178" W.B., w/CONVERTER**  
(12476)



**1995-89 8 CYL. P30/P3500 w/5.7L ENG. - 125", 133", 157", 178" W.B., w/CONVERTER**  
(12477)



**1996 8 CYL. P30/P3500 w/7.4L ENG. w/CONVERTER**  
(12475)



31398 Gskt. 	31668 Gskt. 	36463 Sprgs. 											
--------------------	--------------------	---------------------	--	--	--	--	--	--	--	--	--	--	--

NOT LEGAL FOR SALE IN STATE OF CALIFORNIA  
IN NEW YORK STATE, CONVERTERS LISTED ARE LEGAL FOR FEDERAL/EPA EMISSION VEHICLES ONLY

◆ If welded assembly, replace all required parts.

51 Both parts required.

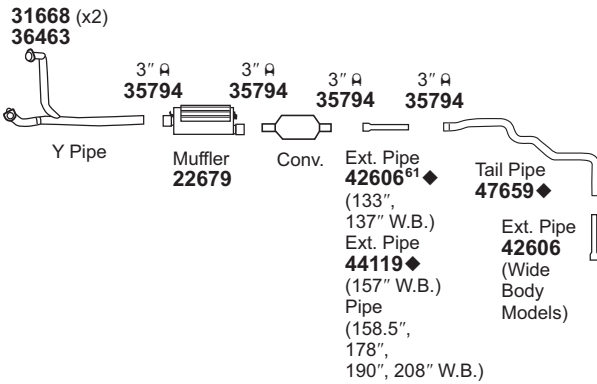
61 Cut to fit.

150 If oxygen sensor not used, Plug 35299 is required.

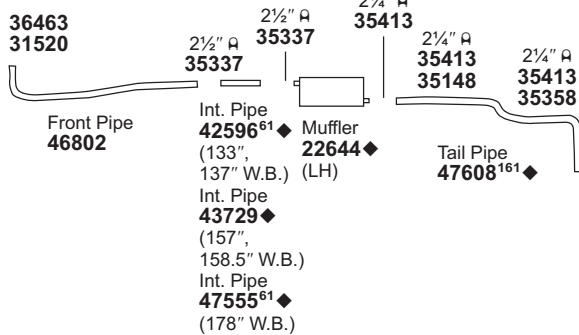
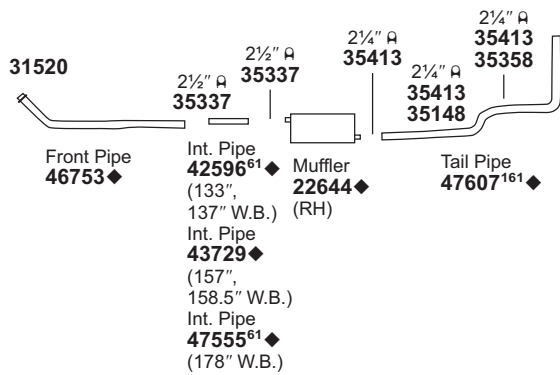
372 Requires (1) 42596 for Wide Body Models.

# LIGHT TRUCK

**1995-90 8 CYL. P30/P3500 w/7.4L ENG. (12478) w/CONVERTER**



**1993-91 8 CYL. P30/P3500 w/6.2L DIESEL ENG. (12479)**



For 22644: SoundFX 18462 Ultra Flo SS 17258<sup>576</sup>

Super Turbo 17734#

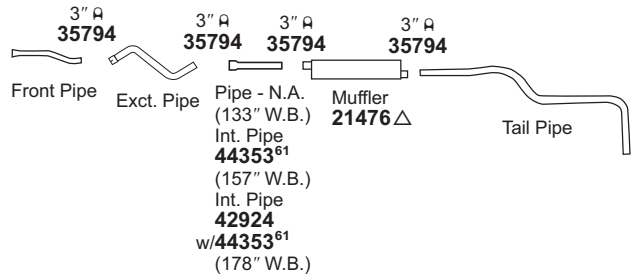
31520 Gskt.	31668 Gskt.	35148 Brkt.	35358 Brkt.	36463 Sprgs.															

**NOT LEGAL FOR SALE IN STATE OF CALIFORNIA  
IN NEW YORK STATE, CONVERTERS LISTED ARE LEGAL FOR FEDERAL/EPA EMISSION VEHICLES ONLY**

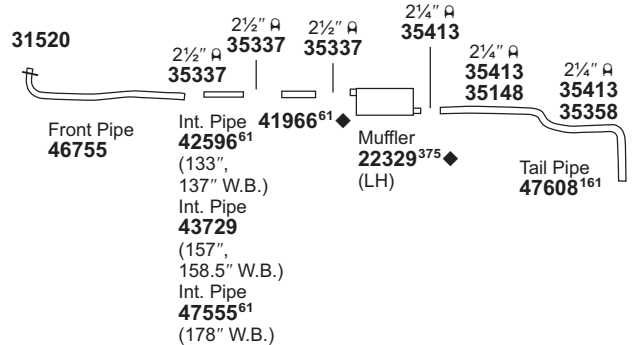
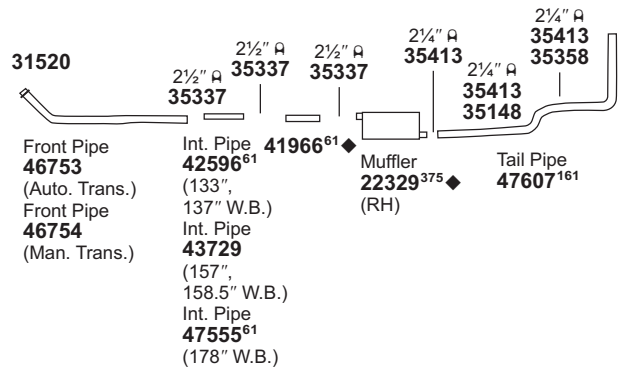
- ◆ If welded assembly, replace all required parts.
- △ H.D. Arc-welded construction, recommended for commercial use.
- # Modifications and/or additional parts required.
- <sup>61</sup> Cut to fit.
- <sup>161</sup> For wide body Models, use 41956 on Tail Pipe Outlets.

## CHEVROLET/GMC P30/P3500 - 1 Ton

**1991-89 4 CYL. P30/P3500 w/3.9L DIESEL ENG. (12480)**



**1990-88 8 CYL. P30/P3500 w/6.2L DIESEL ENG. (12481) (AFTER 1-1-88)**



For 22329: SoundFX 18274<sup>511</sup> Univ. SoundFX 17845# Ultra Flo SS 17258<sup>576</sup>

Tru-Fit 18124<sup>674</sup> Super Turbo 17749#

GENERAL INFORMATION

PASSENGER CAR

LIGHT TRUCK

MUFFLER SPECS.

OPTIONAL MUFFLERS

CONVERTER SPECS.

ACCESSORIES

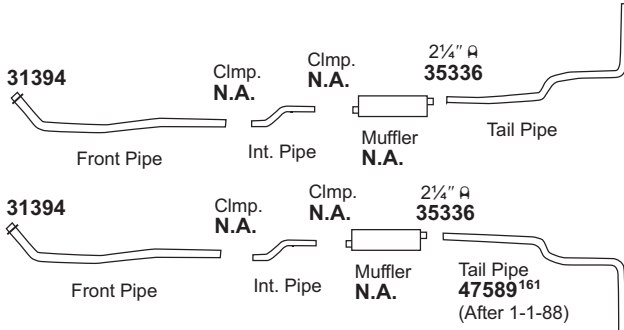
FOOTNOTES

# LIGHT TRUCK

## CHEVROLET/GMC

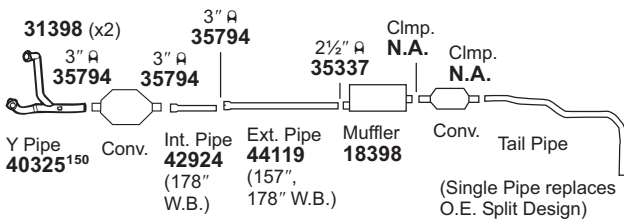
P30/P3500 - 1 Ton

**1989-85 8 CYL. P30/P3500 w/7.4L ENG. w/FED. EMISSION CONTROL, H5D HEAVY DUTY EMISSIONS (AFTER 1-1-85)**  
(12482)



**NOTE: See page 10.**

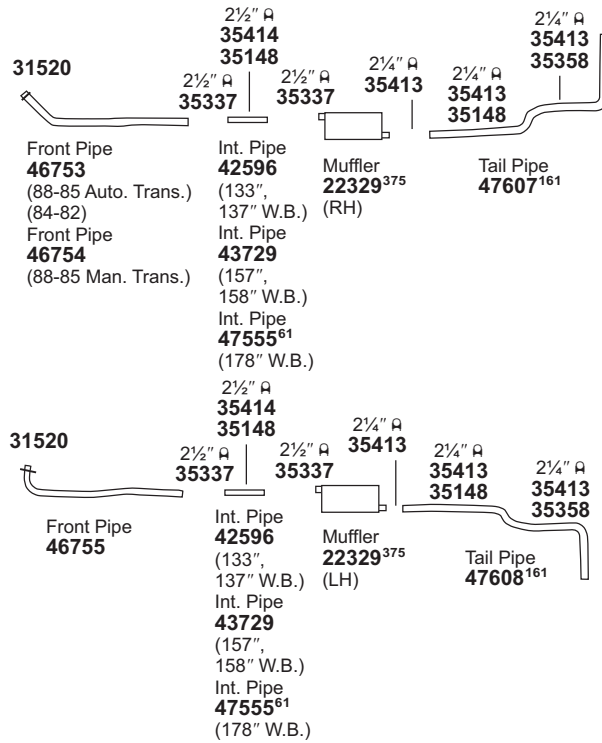
**1988-87 8 CYL. P30/P3500 w/5.7L ENG. - 133", 157", 178" W.B., w/TWO CONVERTER SYSTEM**  
(12483)



**IMPORTANT: SEE PAGE 10 FOR REAR CONVERTER INSTALLATION INSTRUCTIONS.**

For 18398: Univ. SoundFX 17809#

**1988-82 8 CYL. P30/P3500 w/6.2L DIESEL ENG. (BEFORE 1-1-88)**  
(12484)



For 22329: SoundFX 18274<sup>511</sup>  
Univ. SoundFX 17845#  
Ultra Flo SS 17258<sup>576</sup>

Tru-Fit 18124<sup>674</sup>  
Super Turbo 17749#

31394 Gskt.	31398 Gskt.	31520 Gskt.	35148 Brkt.	35358 Brkt.															

**NOT LEGAL FOR SALE IN STATE OF CALIFORNIA  
IN NEW YORK STATE, CONVERTERS LISTED ARE LEGAL FOR FEDERAL/EPA EMISSION VEHICLES ONLY**

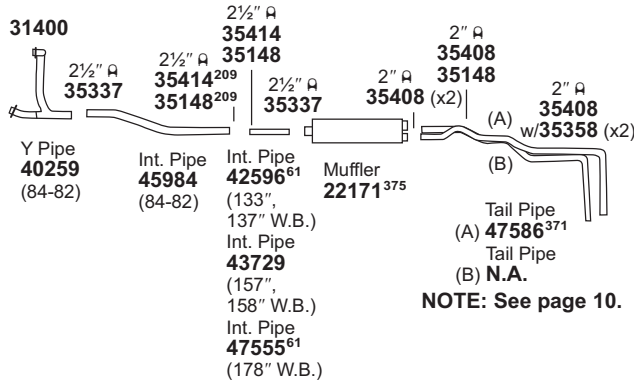
# Modifications and/or additional parts required.  
61 Cut to fit.  
150 If oxygen sensor not used, Plug 35299 is required.  
161 For wide body Models, use 41956 on Tail Pipe Outlets.  
806 375 Regular Duty Muffler.

511 Requires 35103 Hanger.  
576 For installation instructions and additional parts required, see the Cross Reference Chart in the Master Catalog.  
674 May require Bracket.



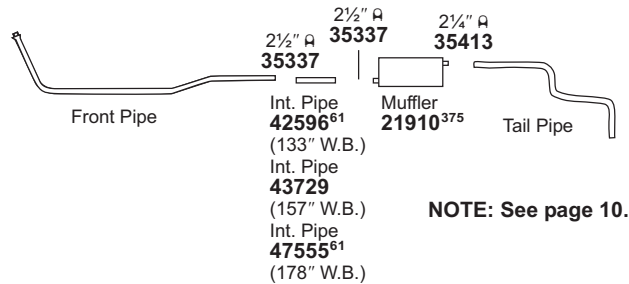
# LIGHT TRUCK

**1987-82 8 CYL. P30/P3500 w/5.7L ENG., DO NOT USE w/FED. EMISSION CONTROL OR H5D EMISSIONS DUAL OUTLET MUFFLER**  
(12485)



For 22171: SoundFX 18337 Univ. SoundFX 17849# H.D. Muffler 22732△  
 Tru-Fit 18177<sup>562</sup> Super Turbo 17761<sup>576</sup>

**1985-82 6 CYL. P30/P3500 w/4.8L ENG. (BEFORE 1-1-85) DO NOT USE w/FED. EMISSION CONTROL OR H5D EMISSIONS**  
(12486)

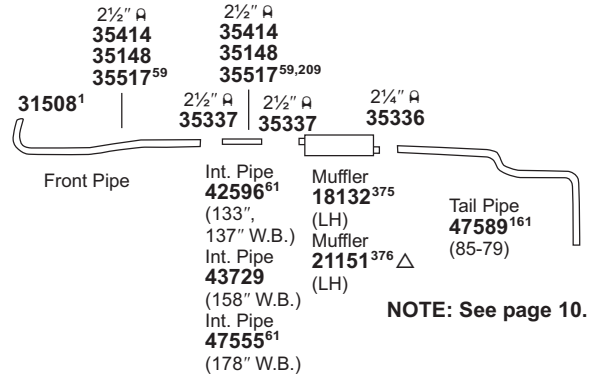
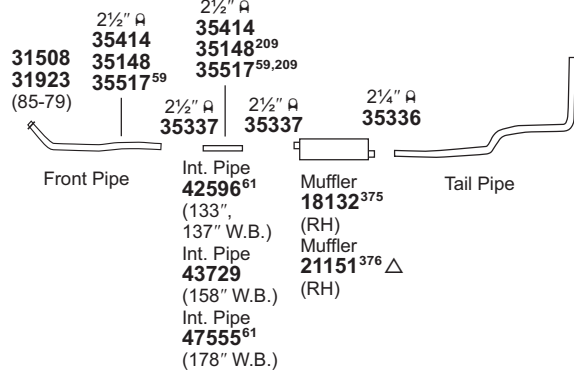


For 21910: SoundFX 18274 Univ. SoundFX 17845 Ultra Flo SS 17258<sup>576</sup>  
 Tru-Fit 18124 Super Turbo 17749#

31400 Gskt.	31508 Gskt.	31923 Flng.	35148 Brkt.	35358 Brkt.	35517 Hngr.									

## CHEVROLET/GMC P30/P3500 - 1 Ton

**1985-75 8 CYL. P30/P3500 w/7.4L (454 C.I.D.) ENG. (BEFORE 1-1-85) DO NOT USE w/FED. EMISSION CONTROL OR H5D EMISSIONS**  
(12487)



For 18132: Univ. SoundFX 17828# Ultra Flo SS 17258<sup>576</sup>  
 Super Turbo 17734# H.D. Muffler 21151△

NOT LEGAL FOR SALE IN STATE OF CALIFORNIA  
 IN NEW YORK STATE, CONVERTERS LISTED ARE LEGAL FOR FEDERAL/EPA EMISSION VEHICLES ONLY

- △ H.D. Arc-welded construction, recommended for commercial use.
- # Modifications and/or additional parts required.
- 1 Also available 31500 asbestos Gasket.
- 59 Also available 35209 Universal Hanger.
- 61 Cut to fit.
- 161 For wide body Models, use 41956 on Tail Pipe Outlets.
- 209 P314, P318 Models only.
- 371 Requires (2) 41947 for Wide Body Models.
- 375 Regular Duty Muffler.
- 376 Heavy Duty Muffler.
- 562 Single Outlet Muffler replaces Dual Outlet Muffler. Use pipe designated as "A" tail pipe.
- 576 For installation instructions and additional parts required, see the Cross Reference Chart in the Master Catalog.

GENERAL INFORMATION

PASSENGER CAR

LIGHT TRUCK

MUFFLER SPECS.

OPTIONAL MUFFLERS

CONVERTER SPECS.

ACCESSORIES

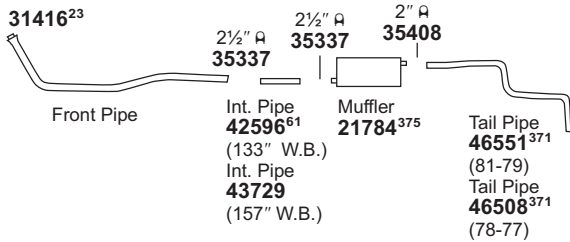
FOOTNOTES

# LIGHT TRUCK

## CHEVROLET/GMC

P30/P3500 - 1 Ton

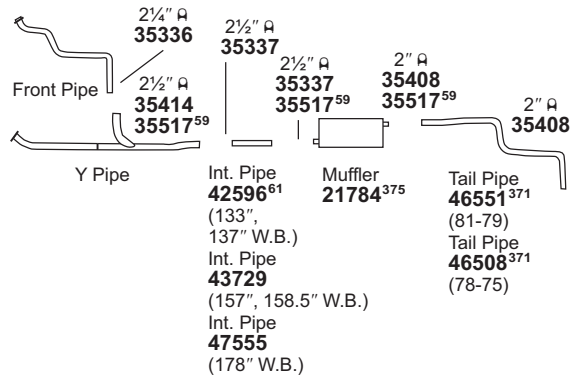
**1981-77 6 CYL. P30/P3500 FORWARD CONTROL (EXC. MOTOR HOME CHASSIS) w/4.8L (292 C.I.D.)ENG.**  
(12488)



For 21784: SoundFX 18293  
Univ. SoundFX 17831  
Ultra Flo SS 17258<sup>576</sup>

Tru-Fit 18120  
Super Turbo 17749#  
H.D. Muffler 22730 △

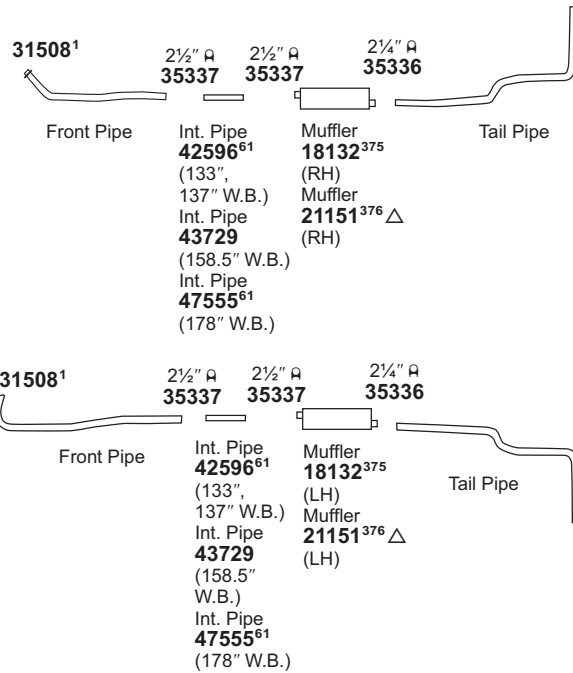
**1981-75 8 CYL. P30/P3500 w/5.7L (350 C.I.D.) ENG., FORWARD CONTROL, MANUAL TRANS. (EXC. MOTOR HOME CHASSIS) SINGLE EXHAUST**  
(12490)



For 21784: SoundFX 18293  
Univ. SoundFX 17831  
Ultra Flo SS 17258<sup>576</sup>

Tru-Fit 18120  
Super Turbo 17749#  
H.D. Muffler 22730 △

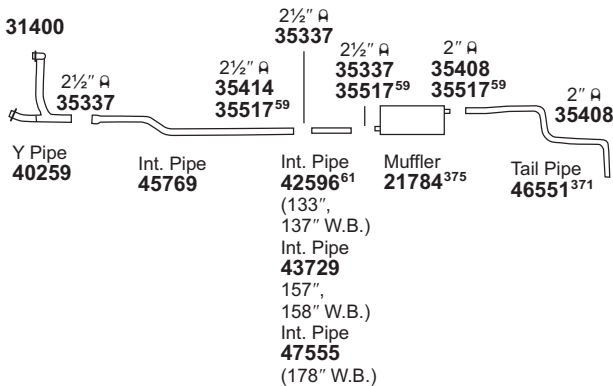
**1978-75 8 CYL. P30/P3500 w/5.7L (350 C.I.D.) ENG., DUAL EXHAUST**  
(12491)



For 18132: Univ. SoundFX 17828#  
Ultra Flo SS 17258<sup>576</sup>

Super Turbo 17734#  
H.D. Muffler 21151 △

**1981-79 8 CYL. P30/P3500 w/5.7L (350 C.I.D.) ENG. w/AUTOMATIC TRANS. (EXC. MOTOR HOME CHASSIS)**  
(12489)



For 21784: SoundFX 18293  
Univ. SoundFX 17831  
Ultra Flo SS 17258<sup>576</sup>

Tru-Fit 18120  
Super Turbo 17749#  
H.D. Muffler 22730 △

31400 Gskt.	31416 Gskt.	31508 Gskt.	35517 Hngr.							

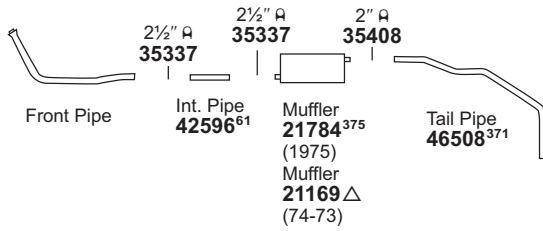
NOT LEGAL FOR SALE IN STATE OF CALIFORNIA  
IN NEW YORK STATE, CONVERTERS LISTED ARE LEGAL FOR FEDERAL/EPA EMISSION VEHICLES ONLY

- △ H.D. Arc-welded construction, recommended for commercial use.
- # Modifications and/or additional parts required.
- 1 Also available 31500 asbestos Gasket.
- 23 Also available 31400 asbestos Gasket.
- 59 Also available 35209 Universal Hanger.
- 61 Cut to fit.

- 371 Requires (2) 41947 for Wide Body Models.
- 375 Regular Duty Muffler.
- 376 Heavy Duty Muffler.
- 576 For installation instructions and additional parts required, see the Cross Reference Chart in the Master Catalog.

# LIGHT TRUCK

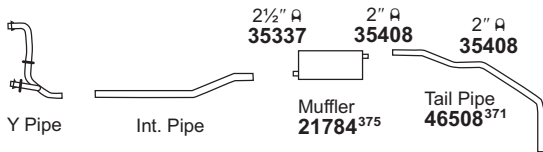
**1975-73 6 CYL. P30/P3500 (12492)**



For 21784: SoundFX 18293  
Univ. SoundFX 17831  
Ultra Flo SS 17258<sup>576</sup>

Tru-Fit 18120  
Super Turbo 17749#  
H.D. Muffler 22730△

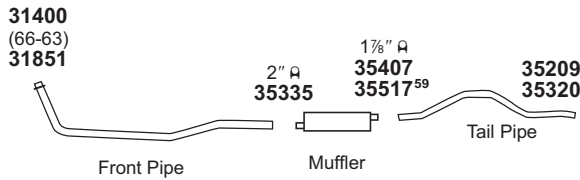
**1974-73 8 CYL. P30/P3500 w/5.0L (307 C.I.D.), (12493) 5.7L (350 C.I.D.) ENG.**



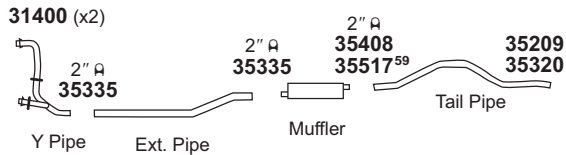
For 21784: SoundFX 18293  
Univ. SoundFX 17831  
Ultra Flo SS 17258<sup>576</sup>

Tru-Fit 18120  
Super Turbo 17749#  
H.D. Muffler 22730△

**1972-67 6 CYL. P30/P3500 (12494) 1966-63 6 CYL. CHEVROLET P30, P33, P35, P36**



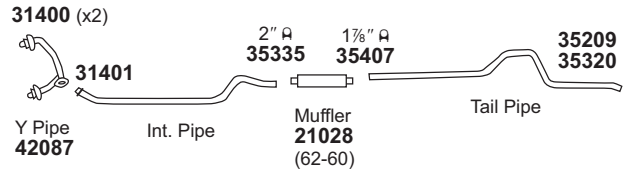
**1968 8 CYL. P30/P3500 w/5.0L (307 C.I.D.) (12495) ENG.**



31301 Gskt.	31400 Gskt.	31401 Gskt.	31574 Gskt.	31588 Gskt.	31851 Flng.	35209 Hngr.	35229 Insl.	35320 Clmp.	35517 Hngr.	35609 Hngr.				
-------------	-------------	-------------	-------------	-------------	-------------	-------------	-------------	-------------	-------------	-------------	--	--	--	--

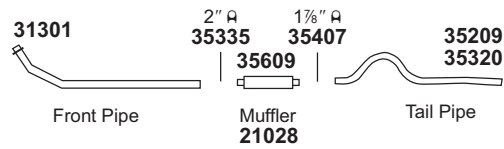
## CHEVROLET/GMC P30/P3500 - 1 Ton

**1966-60 8 CYL. CHEVROLET P30, P33, P35, P36 (12496)**



For 21028: H.D. Muffler 21169△

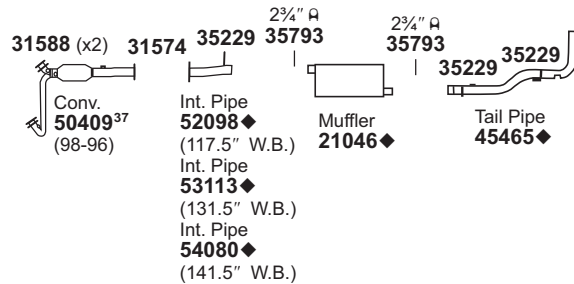
**1962-60 6 CYL. CHEVROLET P30, P33, P35, P36 (12497)**



For 21028: H.D. Muffler 21169△

## CHEVROLET/GMC Pickup 1/2 Ton - 2 & 4 W.D.

**1999 8 CYL. C/K1500 w/5.0L ENG. - 141.5" W.B.**  
**1998-96 6-8 CYL. C/K1500 w/4.3L, 5.0L ENG. - (12498) 117.5", 131.5", 141.5" W.B.**



**DYNOMAX** SYSTEM AVAILABLE, See DynoMax Catalog

For 21046: SoundFX 18216  
For 50409: Univ. Conv. 93304#

Tru-Fit 18138

GENERAL INFORMATION

PASSENGER CAR

LIGHT TRUCK

MUFFLER SPECS.

OPTIONAL MUFFLERS

CONVERTER SPECS.

ACCESSORIES

FOOTNOTES

**NOT LEGAL FOR SALE IN STATE OF CALIFORNIA  
IN NEW YORK STATE, CONVERTERS LISTED ARE LEGAL FOR FEDERAL/EPA EMISSION VEHICLES ONLY**

- ◆ If welded assembly, replace all required parts.
- △ H.D. Arc-welded construction, recommended for commercial use.
- # Modifications and/or additional parts required.
- 37 Fits All Emissions Vehicles.
- 59 Also available 35209 Universal Hanger.

- 61 Cut to fit.
- 371 Requires (2) 41947 for Wide Body Models.
- 375 Regular Duty Muffler.
- 576 For installation instructions and additional parts required, see the Cross Reference Chart in the Master Catalog.

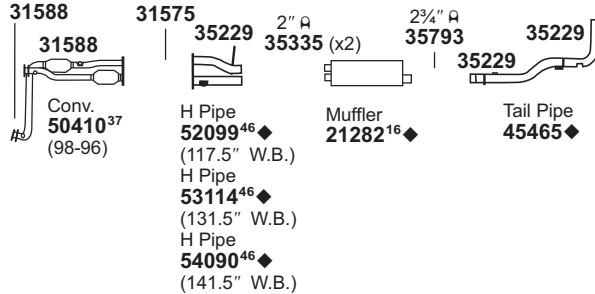
# LIGHT TRUCK

## CHEVROLET/GMC

Pickup 1/2 Ton - 2 & 4 W.D.

1998-96 8 CYL. C/K1500 w/5.7L ENG. - 117.5", 131.5", 141.5", 155" W.B.

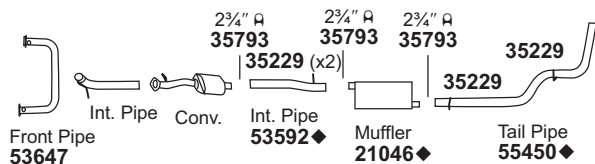
1999 (12499) 8 CYL. C/K1500 w/5.7L ENG. - 141.5" W.B.



**DYNOMAX** SYSTEM AVAILABLE, See DynoMax Catalog

For 21282: SoundFX 18824  
For 50410: Univ. Conv. 93236#

1997-96 8 CYL. C1500 w/6.5L ENG. - 141.5" W.B. (12500)



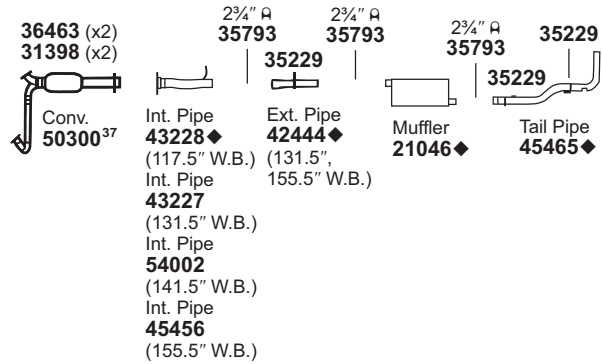
For 21046: SoundFX 18216 Tru-Fit 18138

31398 Gskt.	31575 Gskt.	31588 Gskt.	35229 Insl.	35362 Brkt.	36463 Sprgs.						

NOT LEGAL FOR SALE IN STATE OF CALIFORNIA  
IN NEW YORK STATE, CONVERTERS LISTED ARE LEGAL FOR FEDERAL/EPA EMISSION VEHICLES ONLY

- ◆ If welded assembly, replace all required parts.
- # Modifications and/or additional parts required.
- 6 Requires 35414 (2 1/2") Clamp.
- 16 Replacement of Muffler requires replacement of Extension H-Pipe.
- 37 Fits All Emissions Vehicles.
- 46 Requires 21282 muffler.
- 150 If oxygen sensor not used, Plug 35299 is required.
- 351 Replaces O.E. Bracket.
- 576 For installation instructions and additional parts required, see the Cross Reference Chart in the Master Catalog.

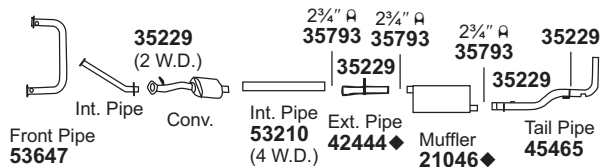
1995-94 6-8 CYL. C/K1500 w/4.3L, 5.0L, 5.7L ENG. - 117.5", 131.5", 141.5", 155.5" W.B. (12501)



**DYNOMAX** SYSTEM AVAILABLE, See DynoMax Catalog

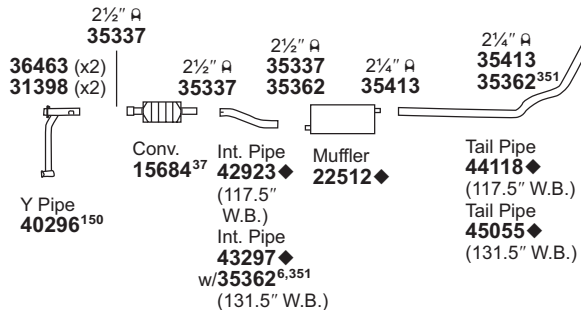
For 21046: SoundFX 18216 Tru-Fit 18138  
For 50300: Univ. Conv. 15043#

1995-94 8 CYL. C/K1500 w/6.5L TURBO DIESEL - 155.5" W.B. (12502)



For 21046: SoundFX 18216 Tru-Fit 18138

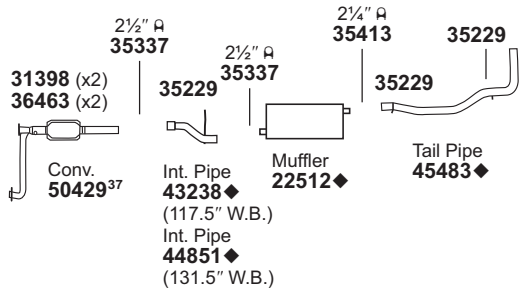
1993-88 6-8 CYL. C/K1500 w/4.3L, 5.0L ENG. - 117.5", 131.5" W.B. (EXC. WELDED CONVERTER MODELS) (12503)



For 15684: Univ. Conv. 15042#  
For 22512: SoundFX 18255 Univ. SoundFX 17855 Ultra Flo SS 17258  
Tru-Fit 18176 Super Turbo 17734#

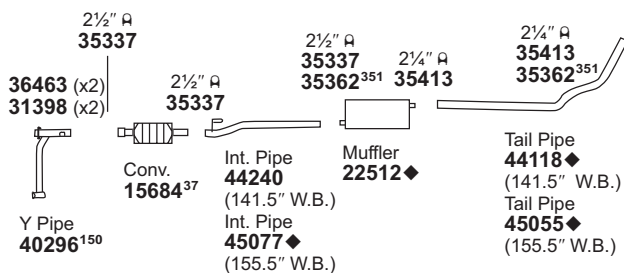
# LIGHT TRUCK

**1993 6-8 CYL. C/K1500 w/4.3L, 5.0L EFI ENG. - (12504)**  
**117.5", 131.5" W.B., w/WELDED CONVERTER**



For 22512: SoundFX 18255  
 Univ. SoundFX 17855  
 Ultra Flo SS 17258<sup>576</sup>  
 For 50429: Univ. Conv. 15042#  
 Tru-Fit 18176  
 Super Turbo 17734#

**1993-89 6-8 CYL. C/K1500 w/4.3L, 5.0L ENG. - (12505)**  
**141.5", 155.5" W.B.**  
**1988 6-8 CYL. C/K1500 w/4.3L, 5.0L ENG. - (12505)**  
**155.5" W.B.**

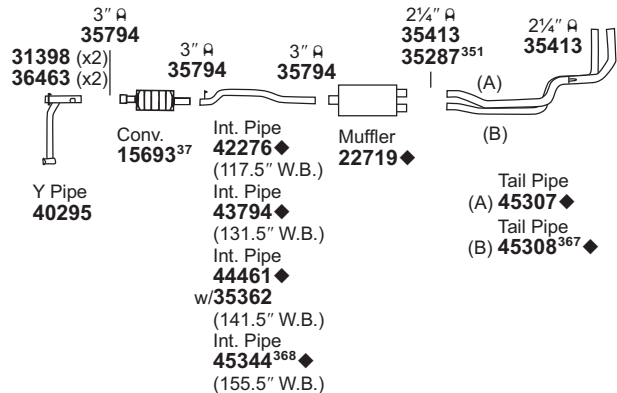


For 15684: Univ. Conv. 15042#  
 For 22512: SoundFX 18255  
 Univ. SoundFX 17855  
 Ultra Flo SS 17258<sup>576</sup>  
 Tru-Fit 18176  
 Super Turbo 17734#

31398 Gskt. 	35229 Insl. 	35287 Brkt. 	35362 Brkt. 	36463 Sprgs. 															
--------------------	--------------------	--------------------	--------------------	---------------------	--	--	--	--	--	--	--	--	--	--	--	--	--	--	--

## CHEVROLET/GMC Pickup 1/2 Ton - 2 & 4 W.D.

**1993-89 8 CYL. C/K1500 w/5.7L ENG. - 117.5", 131.5", 141.5", 155.5" W.B., w/3" MUFFLER INLET (EXC. WELDED CONVERTER MODELS)**  
**1988 8 CYL. C/K1500 w/5.7L ENG. - 117.5", 131.5", 155.5" W.B., w/3" MUFFLER INLET (EXC. WELDED CONVERTER MODELS)**  
**(12506)**



**NOTE: Muffler requires 35567 heat shield with (2) 35564 strap clamps.**

**DYNOMAX** SYSTEM AVAILABLE, See DynoMax Catalog

For 15693: Univ. Conv. 15043#  
 For 22719: SoundFX 18202  
 Univ. SoundFX 17195  
 Tru-Fit 18133<sup>505</sup>

**NOT LEGAL FOR SALE IN STATE OF CALIFORNIA  
 IN NEW YORK STATE, CONVERTERS LISTED ARE LEGAL FOR FEDERAL/EPA EMISSION VEHICLES ONLY**

◆ If welded assembly, replace all required parts.  
 # Modifications and/or additional parts required.  
 37 Fits All Emissions Vehicles.  
 150 If oxygen sensor not used, Plug 35299 is required.  
 351 Replaces O.E. Bracket.  
 367 Requires (1) 35413 (2 1/4") Clamp to attach to outer Pipe.  
 368 O.E. Bracket not required.  
 505 Requires 35567 Shield & (2) 35564 Straps.  
 576 For installation instructions and additional parts required, see the Cross Reference Chart in the Master Catalog.

GENERAL INFORMATION

PASSENGER CAR

LIGHT TRUCK

MUFFLER SPECS.

OPTIONAL MUFFLERS

CONVERTER SPECS.

ACCESSORIES

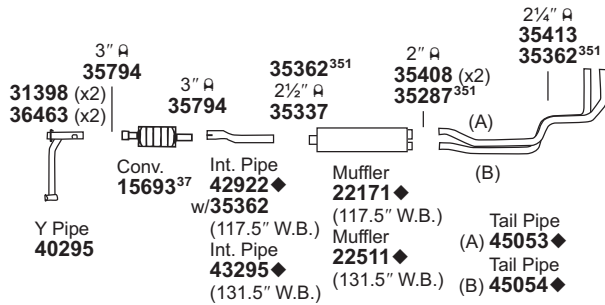
FOOTNOTES

# LIGHT TRUCK

## CHEVROLET/GMC

Pickup 1/2 Ton - 2 & 4 W.D.

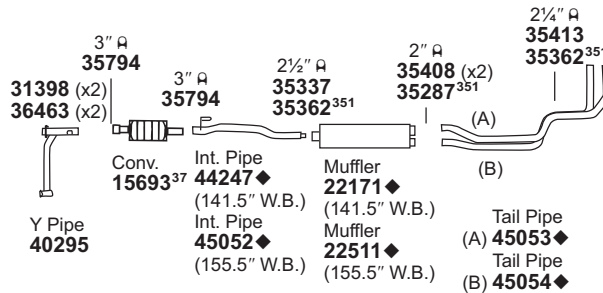
1993-88 8 CYL. C/K1500 w/5.7L ENG. 117.5",  
131.5" W.B., w/2 1/2" MUFFLER  
INLET  
(12507)



**DYNOMAX** SYSTEM AVAILABLE, See DynoMax Catalog

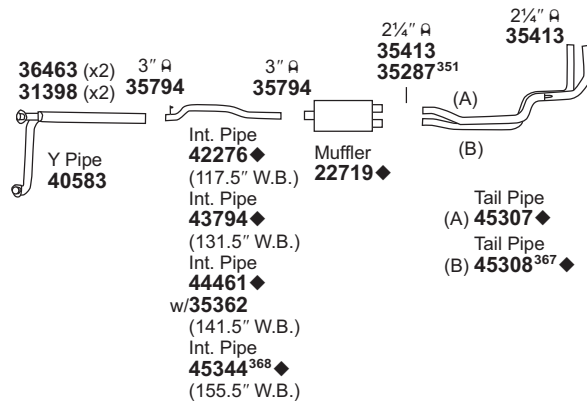
- For 15693: Univ. Conv. 15043#
- For 22171: SoundFX 18337      Tru-Fit 18177<sup>562</sup>  
Univ. SoundFX 17849#      Super Turbo 17761<sup>576</sup>  
H.D. Muffler 22732 Δ
- For 22511: SoundFX 18344      Tru-Fit 18133#  
Univ. SoundFX 17849#      Super Turbo 17761<sup>576</sup>  
H.D. Muffler 22732 Δ

1993-89 8 CYL. C/K1500 w/5.7L ENG. - 141.5",  
155.5" W.B., w/2 1/2" MUFFLER  
INLET  
1988 8 CYL. C/K1500 w/5.7L ENG. - 155.5"  
(12509) W.B., w/2 1/2" MUFFLER INLET



- For 15693: Univ. Conv. 15043#
- For 22171: SoundFX 18337      Tru-Fit 18177<sup>562</sup>  
Univ. SoundFX 17849#      Super Turbo 17761<sup>576</sup>  
H.D. Muffler 22732 Δ
- For 22511: SoundFX 18344      Tru-Fit 18133#  
Univ. SoundFX 17849#      Super Turbo 17761<sup>576</sup>  
H.D. Muffler 22732 Δ

1993-89 8 CYL. C/K1500 w/6.2L DIESEL ENG. -  
117.5", 131.5", 141.5", 155.5"  
W.B., w/3" MUFFLER INLET  
1988 8 CYL. C/K1500 w/6.2L DIESEL ENG. -  
(12510) 117.5", 131.5", 155.5" W.B.,  
w/3" MUFFLER INLET

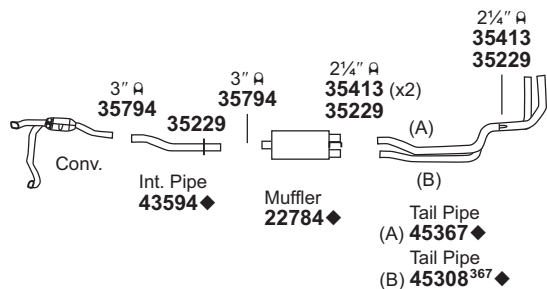


**NOTE:** Muffler requires 35567 heat shield with (2) 35564 strap clamps.

**DYNOMAX** SYSTEM AVAILABLE, See DynoMax Catalog

- For 22719: SoundFX 18202      Tru-Fit 18133<sup>505</sup>  
Univ. SoundFX 17195

1993 8 CYL. C/K1500 w/5.7L (ENG. - 131.5"  
(12508) W.B., w/WELDED CONVERTER



**DYNOMAX** SYSTEM AVAILABLE, See DynoMax Catalog

31398 Gskt.	35229 Insl.	35287 Brkt.	35362 Brkt.	36463 Sprgs.					

NOT LEGAL FOR SALE IN STATE OF CALIFORNIA  
IN NEW YORK STATE, CONVERTERS LISTED ARE LEGAL FOR FEDERAL/EPA EMISSION VEHICLES ONLY

- ◆ If welded assembly, replace all required parts.
- △ H.D. Arc-welded construction, recommended for commercial use.
- # Modifications and/or additional parts required.
- 37 Fits All Emissions Vehicles.
- 351 Replaces O.E. Bracket.
- 812 367 Requires (1) 35413 (2 1/4") Clamp to attach to outer Pipe.

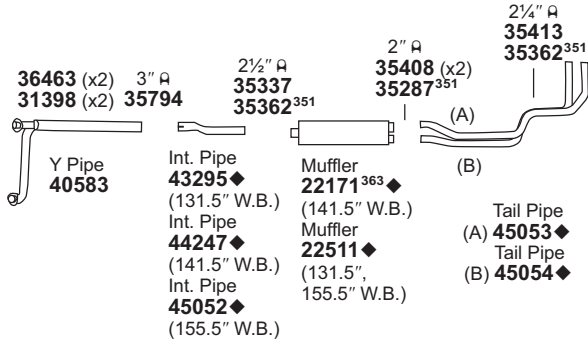
- 368 O.E. Bracket not required.
- 505 Requires 35567 Shield & (2) 35564 Straps.
- 562 Single Outlet Muffler replaces Dual Outlet Muffler. Use pipe designated as "A" tail pipe.
- 576 For installation instructions and additional parts required, see the Cross Reference Chart in the Master Catalog.

# LIGHT TRUCK

**1993-89 8 CYL. C/K1500 w/6.2L DIESEL ENG. - 131.5", 141.5", 155.5" W.B., w/2½" MUFLER INLET**

**1988 8 CYL. C/K1500 w/6.2L DIESEL ENG. - 131.5", 155.5" W.B., w/2½" MUFLER INLET**

(12511)



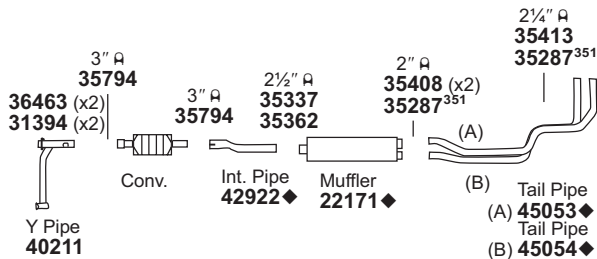
**DYNOMAX** SYSTEM AVAILABLE, See DynoMax Catalog

For 22171: SoundFX 18337 Tru-Fit 18177<sup>562</sup>  
 Univ. SoundFX 17849# Super Turbo 17761<sup>576</sup>  
 H.D. Muffler 22732△

For 22511: SoundFX 18344 Tru-Fit 18133#  
 Univ. SoundFX 17849# Super Turbo 17761<sup>576</sup>  
 H.D. Muffler 22732△

**1990 8 CYL. C1500 7.4L ENG. - 117" W.B.**

(12512)



**DYNOMAX** SYSTEM AVAILABLE, See DynoMax Catalog

For 22171: SoundFX 18337 Tru-Fit 18177<sup>562</sup>  
 Univ. SoundFX 17849# Super Turbo 17761<sup>576</sup>  
 H.D. Muffler 22732△

31394 Gskt.	31398 Gskt.	31520 Gskt.	35148 Brkt.	35287 Brkt.	35358 Brkt.	35362 Brkt.	36463 Sprgs.						

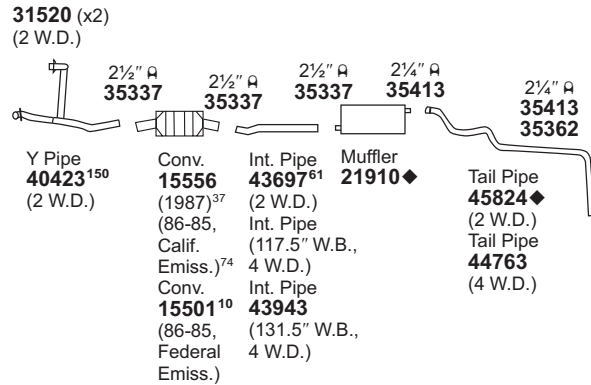
**NOT LEGAL FOR SALE IN STATE OF CALIFORNIA  
 IN NEW YORK STATE, CONVERTERS LISTED ARE LEGAL FOR FEDERAL/EPA EMISSION VEHICLES ONLY**

- ♦ If welded assembly, replace all required parts.
- △ H.D. Arc-welded construction, recommended for commercial use.
- # Modifications and/or additional parts required.
- 10 Fits Federal/EPA Emission Vehicles.
- 37 Fits All Emissions Vehicles.
- 61 Cut to fit.
- 74 Fits California/50 State Emission Vehicles.
- 150 If oxygen sensor not used, Plug 35299 is required.

## CHEVROLET/GMC Pickup ½ Ton - 2 & 4 W.D.

**1987-85 6 CYL. C10/C1500, K10/K1500, R10/R1500, V10/V1500 w/4.3L ENG. - 117.5", 131.5" W.B.**

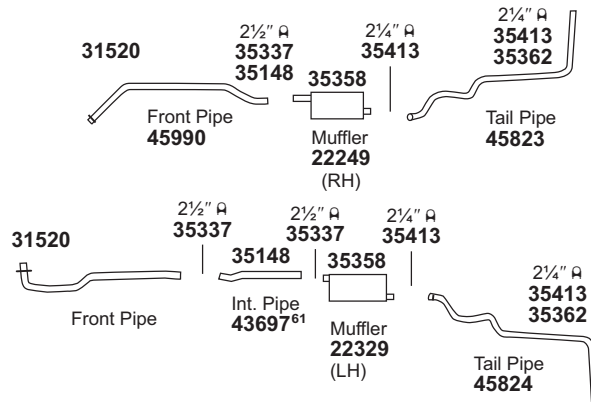
(12513)



For 15501: Univ. Conv. 15042#  
 For 15556: Univ. Conv. 15146#  
 For 21910: SoundFX 18274 Tru-Fit 18124  
 Univ. SoundFX 17845 Super Turbo 17749#  
 Ultra Flo SS 17258<sup>576</sup>

**1987-82 8 CYL. C10/C1500, R10/R1500 w/6.2L DIESEL ENG. - 117.5" W.B., DUAL EXHAUST**

(12514)



For 22249: Univ. SoundFX 17831# Super Turbo 17749#  
 Ultra Flo SS 17258<sup>576</sup>

For 22329: SoundFX 18274<sup>511</sup> Tru-Fit 18124<sup>674</sup>  
 Univ. SoundFX 17845# Super Turbo 17749#  
 Ultra Flo SS 17258<sup>576</sup>

GENERAL INFORMATION

PASSENGER CAR

LIGHT TRUCK

MUFFLER SPECS.

OPTIONAL MUFFLERS

CONVERTER SPECS.

ACCESSORIES

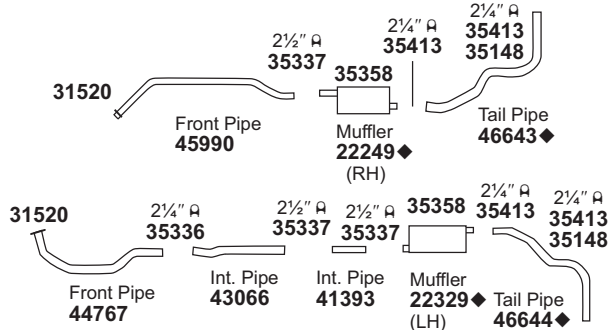
FOOTNOTES

# LIGHT TRUCK

## CHEVROLET/GMC

Pickup 1/2 Ton - 2 & 4 W.D.

**1987-84 8 CYL. C10/C1500, R10/R1500 w/6.2L DIESEL ENG. - 131.5" W.B., DUAL EXHAUST**  
(12515)

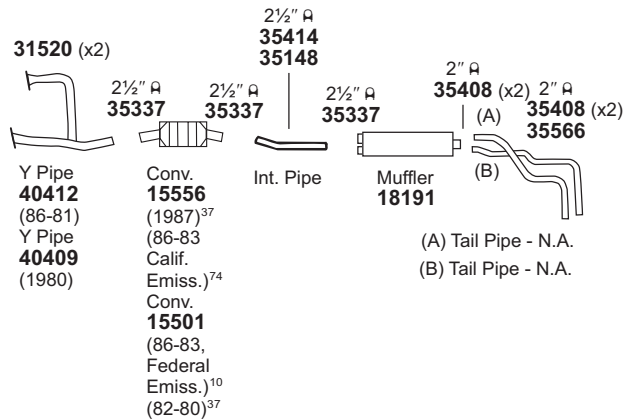


For 22249: Univ. SoundFX 17831# Super Turbo 17749#  
Ultra Flo SS 17258<sup>576</sup>

For 22329: SoundFX 18274<sup>511</sup> Tru-Fit 18124<sup>674</sup>  
Univ. SoundFX 17845# Super Turbo 17749#  
Ultra Flo SS 17258<sup>576</sup>

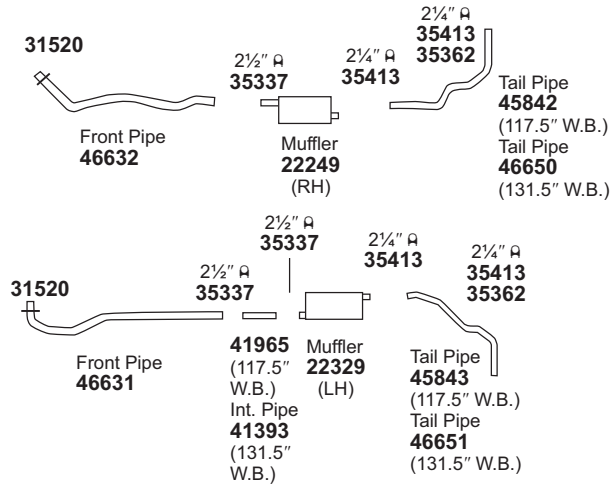
**1987-81 8 CYL. K10/K1500, V10/V1500 w/5.0L ENG., DUAL OUTLET - 117.5", 131.5" W.B. w/CONVERTER**

**1986-80 8 CYL. K10/K1500 w/5.7L ENG., DUAL OUTLET - 117.5", 131.5" W.B., w/CONVERTER**  
(12516)



For 15501: Univ. Conv. 15042#  
For 15556: Univ. Conv. 15146#  
For 18191: Tru-Fit 18171<sup>562</sup> Univ. SoundFX 17849

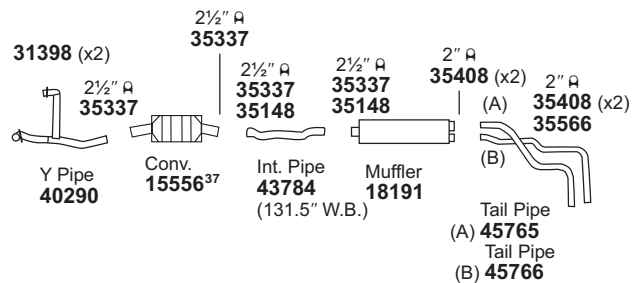
**1987-84 8 CYL. K10/K1500, V10/V1500 w/6.2L DIESEL ENG. - 117.5", 131.5" W.B.**  
(12517)



For 22249: Univ. SoundFX 17831# Super Turbo 17749#  
Ultra Flo SS 17258<sup>576</sup>

For 22329: SoundFX 18274<sup>511</sup> Tru-Fit 18124<sup>674</sup>  
Univ. SoundFX 17845# Super Turbo 17749#  
Ultra Flo SS 17258<sup>576</sup>

**1987 8 CYL. R10/R1500 w/5.0L ENG. - 117.5", 131.5" W.B.; w/CONVERTER**  
(12518)



For 15556: Univ. Conv. 15146#  
For 18191: Tru-Fit 18171<sup>562</sup> Univ. SoundFX 17849

31398 Gskt.	31520 Gskt.	35148 Brkt.	35358 Brkt.	35362 Brkt.	35566 Brkt.						

NOT LEGAL FOR SALE IN STATE OF CALIFORNIA  
IN NEW YORK STATE, CONVERTERS LISTED ARE LEGAL FOR FEDERAL/EPA EMISSION VEHICLES ONLY

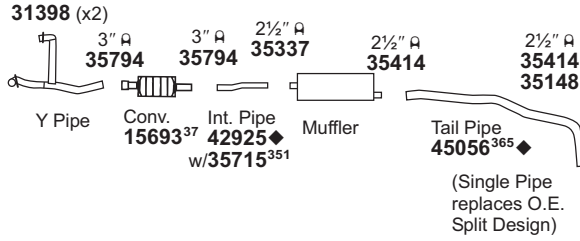
- ◆ If welded assembly, replace all required parts.
- # Modifications and/or additional parts required.
- 10 Fits Federal/EPA Emission Vehicles.
- 37 Fits All Emissions Vehicles.
- 74 Fits California/50 State Emission Vehicles.
- 814 511 Requires 35103 Hanger.

- 562 Single Outlet Muffler replaces Dual Outlet Muffler. Use pipe designated as "A" tail pipe.
- 576 For installation instructions and additional parts required, see the Cross Reference Chart in the Master Catalog.
- 674 May require Bracket.



# LIGHT TRUCK

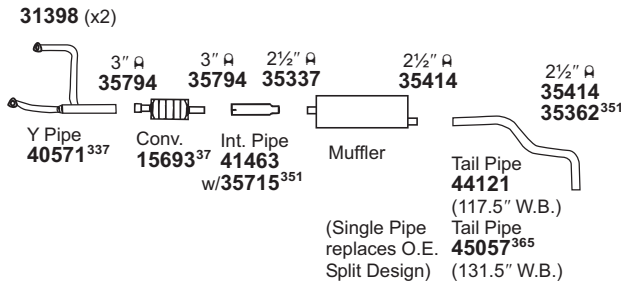
**1987 8 CYL. R10/R1500 w/5.7L ENG. - (12519) 131.5" W.B.**



**NOTE: If muffler has removable shield, reuse O.E. shield w/35564 strap clamp. If not reuseable, use 35567 shield w/(2) 35564 strap clamps.**

For 15693: Univ. Conv. 15043#

**1987 8 CYL. V10/V1500 w/5.7L ENG. - 117.5", (12520) 131.5" W.B.**



**NOTE: If muffler has removable shield, reuse O.E. shield w/35564 strap clamp. If not reuseable, use 35567 shield w/(2) 35564 strap clamps.**

For 15693: Univ. Conv. 15043#

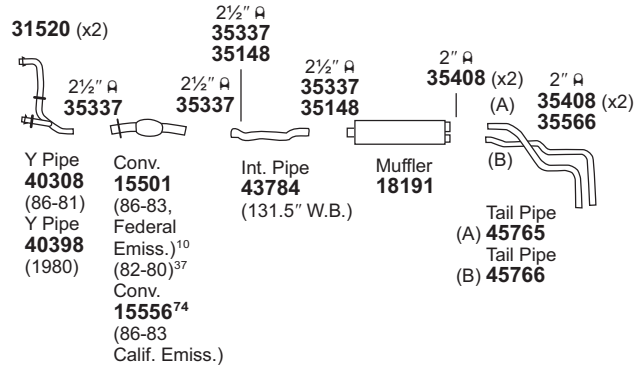
31398 Gskt.	31520 Gskt.	35148 Brkt.	35362 Brkt.	35566 Brkt.	35715 Hngr.														

**NOT LEGAL FOR SALE IN STATE OF CALIFORNIA  
 IN NEW YORK STATE, CONVERTERS LISTED ARE LEGAL FOR FEDERAL/EPA EMISSION VEHICLES ONLY**

- ◆ If welded assembly, replace all required parts.
- # Modifications and/or additional parts required.
- 10 Fits Federal/EPA Emission Vehicles.
- 37 Fits All Emissions Vehicles.
- 61 Cut to fit.
- 74 Fits California/50 State Emission Vehicles.
- 337 If sensor required, drill 0.50" hole in Pipe at sensor tap.

**CHEVROLET/GMC Pickup 1/2 Ton - 2 & 4 W.D.**

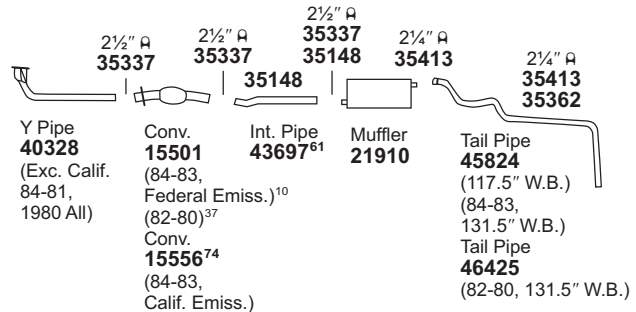
**1986-80 8 CYL. C10/C1500 w/5.0L, 5.7L ENG. - (12521) 117.5", 131.5" W.B.; DUAL OUTLET MUFFLER**



For 15501: Univ. Conv. 15042#  
 For 15556: Univ. Conv. 15146#  
 For 18191: Tru-Fit 18171<sup>562</sup>

Univ. SoundFX 17849

**1984-80 6 CYL. C10/C1500 w/4.1L ENG. - 117.5", (12522) 131.5" W.B., w/CONVERTER**



For 15501: Univ. Conv. 15042#  
 For 15556: Univ. Conv. 15146#  
 For 21910: SoundFX 18274  
 Univ. SoundFX 17845  
 Ultra Flo SS 17258<sup>576</sup>

Tru-Fit 18124  
 Super Turbo 17749#

GENERAL INFORMATION

PASSENGER CAR

LIGHT TRUCK

MUFFLER SPECS.

OPTIONAL MUFFLERS

CONVERTER SPECS.

ACCESSORIES

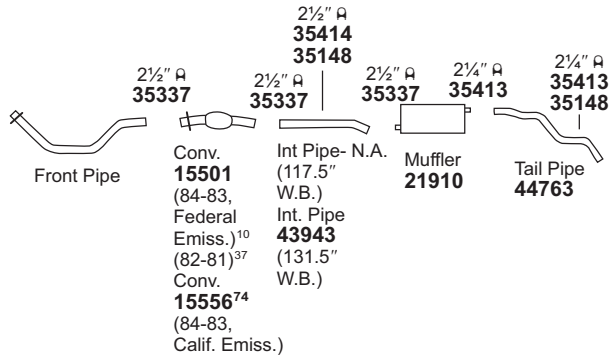
FOOTNOTES

# LIGHT TRUCK

## CHEVROLET/GMC

Pickup 1/2 Ton - 2 & 4 W.D.

**1984-81 6 CYL. K10/K1500 w/4.1L ENG. - 117.5", (12523) 131.5" W.B., w/CONVERTER**



For 15501: Univ. Conv. 15042#

For 15556: Univ. Conv. 15146#

For 21910: SoundFX 18274

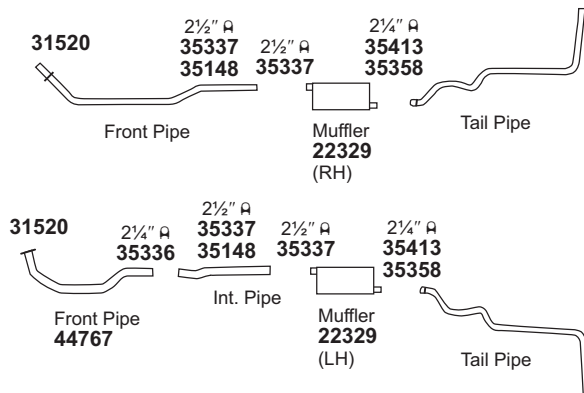
Univ. SoundFX 17845

Ultra Flo SS 17258<sup>576</sup>

Tru-Fit 18124

Super Turbo 17749#

**1983-82 8 CYL. C10/C1500 w/6.2L DIESEL ENG. - (12524) 131.5" W.B.**



For 22329: SoundFX 18274<sup>511</sup>

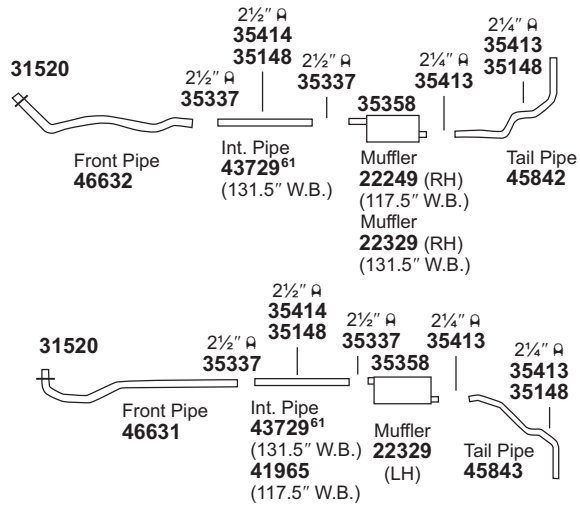
Univ. SoundFX 17845#

Ultra Flo SS 17258<sup>576</sup>

Tru-Fit 18124<sup>674</sup>

Super Turbo 17749#

**1983-82 8 CYL. K10/K1500 w/6.2L DIESEL ENG. - (12525) 117.5", 131.5" W.B.**



For 22249: Univ. SoundFX 17831#

Ultra Flo SS 17258<sup>576</sup>

Super Turbo 17749#

For 22329: SoundFX 18274<sup>511</sup>

Univ. SoundFX 17845#

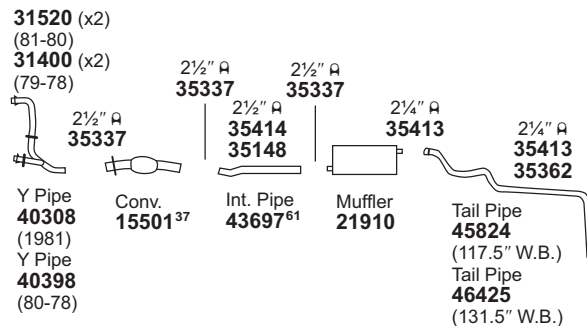
Ultra Flo SS 17258<sup>576</sup>

Tru-Fit 18124<sup>674</sup>

Super Turbo 17749#

**1981-80 8 CYL. C10/C1500 w/5.0L (305 C.I.D.) ENG. - 117.5", 131.5" W.B., w/CONVERTER, SINGLE OUTLET MUFFLER**

**1979-78 8 CYL. C10/C1500 w/5.0L (305 C.I.D.), 5.7L (350 C.I.D.) ENG. - 117.5", 131.5" W.B., w/CONVERTER, SINGLE OUTLET MUFFLER (12526)**



For 15501: Univ. Conv. 15042#

For 21910: SoundFX 18274

Univ. SoundFX 17845

Ultra Flo SS 17258<sup>576</sup>

Tru-Fit 18124

Super Turbo 17749#

31400 Gskt.	31520 Gskt.	35148 Brkt.	35358 Brkt.	35362 Brkt.						

NOT LEGAL FOR SALE IN STATE OF CALIFORNIA  
IN NEW YORK STATE, CONVERTERS LISTED ARE LEGAL FOR FEDERAL/EPA EMISSION VEHICLES ONLY

# Modifications and/or additional parts required.

10 Fits Federal/EPA Emission Vehicles.

37 Fits All Emissions Vehicles.

61 Cut to fit.

74 Fits California/50 State Emission Vehicles.

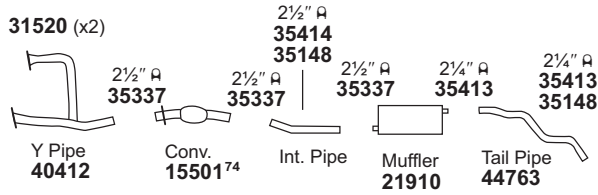
511 Requires 35103 Hanger.

576 For installation instructions and additional parts required, see the Cross Reference Chart in the Master Catalog.

674 May require Bracket.

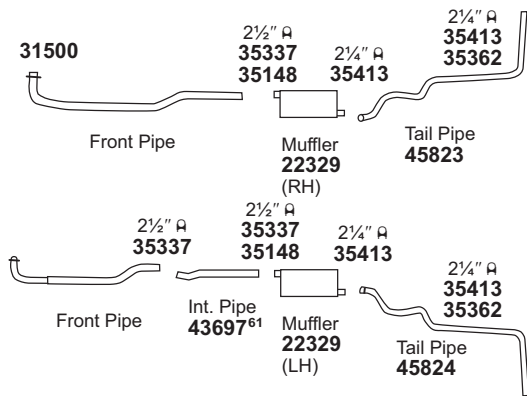
# LIGHT TRUCK

**1981 8 CYL. K10/K1500 w/5.7L ENG. - 131.5" W.B., CALIF. ONLY (EXC. SUBURBAN), w/CONVERTER SINGLE OUTLET**  
(12527)



For 15501: Univ. Conv. 15042#  
For 21910: SoundFX 18274  
Univ. SoundFX 17845  
Ultra Flo SS 17258<sup>576</sup>  
Tru-Fit 18124  
Super Turbo 17749#

**1981-78 8 CYL. C10/C1500 w/5.7L (350 C.I.D.) DIESEL ENG. - 117.5" W.B., DUAL EXHAUST, w/o CONVERTER**  
(12528)

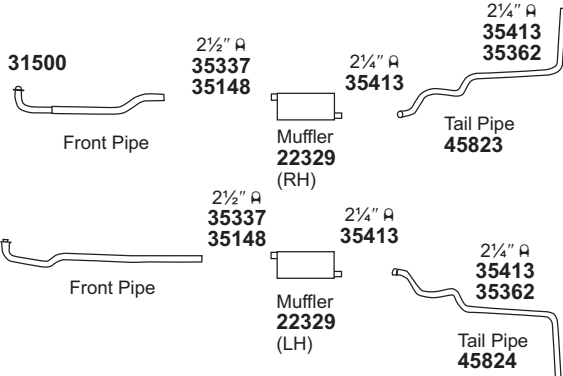


For 22329: SoundFX 18274<sup>511</sup>  
Univ. SoundFX 17845#  
Ultra Flo SS 17258<sup>576</sup>  
Tru-Fit 18124<sup>674</sup>  
Super Turbo 17749#

## CHEVROLET/GMC

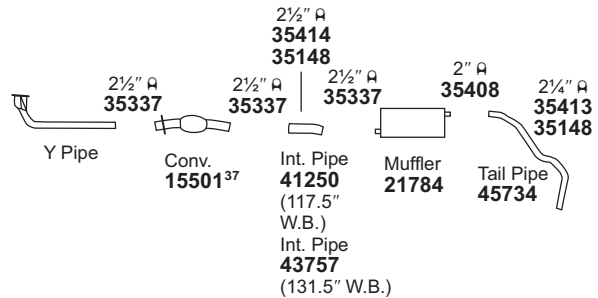
Pickup 1/2 Ton - 2 & 4 W.D.

**1981-78 8 CYL. C10/C1500 w/5.7L (350 C.I.D.) DIESEL ENG. - 131.5" W.B., DUAL EXHAUST, w/o CONVERTER**  
(12529)



For 22329: SoundFX 18274<sup>511</sup>  
Univ. SoundFX 17845#  
Ultra Flo SS 17258<sup>576</sup>  
Tru-Fit 18124<sup>674</sup>  
Super Turbo 17749#

**1980-79 6 CYL. K10/K1500 w/4.1L (250 C.I.D.) ENG. - 117.5", 131.5" W.B., w/CONVERTER**  
(12530)



For 15501: Univ. Conv. 15042#  
For 21784: SoundFX 18293  
Univ. SoundFX 17831  
Ultra Flo SS 17258<sup>576</sup>  
Tru-Fit 18120  
Super Turbo 17749#  
H.D. Muffler 22730 △

31500 Gskt.	31520 Gskt.	35148 Brkt.	35362 Brkt.										

NOT LEGAL FOR SALE IN STATE OF CALIFORNIA  
IN NEW YORK STATE, CONVERTERS LISTED ARE LEGAL FOR FEDERAL/EPA EMISSION VEHICLES ONLY

△ H.D. Arc-welded construction, recommended for commercial use.  
# Modifications and/or additional parts required.  
37 Fits All Emissions Vehicles.  
61 Cut to fit.  
74 Fits California/50 State Emission Vehicles.

511 Requires 35103 Hanger.  
576 For installation instructions and additional parts required, see the Cross Reference Chart in the Master Catalog.  
674 May require Bracket.

GENERAL INFORMATION

PASSENGER CAR

LIGHT TRUCK

MUFFLER SPECS.

OPTIONAL MUFFLERS

CONVERTER SPECS.

ACCESSORIES

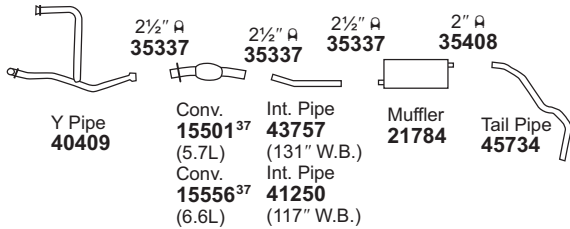
FOOTNOTES

# LIGHT TRUCK

## CHEVROLET/GMC

Pickup 1/2 Ton - 2 & 4 W.D.

**1979 8 CYL. K10/K1500 w/5.7L (350 C.I.D.),  
(12531) 6.6L (400 C.I.D.) ENG. - 117.5",  
131.5" W.B., w/CONVERTER**



For 15501: Univ. Conv. 15042#

For 15556: Univ. Conv. 15146#

For 21784: SoundFX 18293

Univ. SoundFX 17831

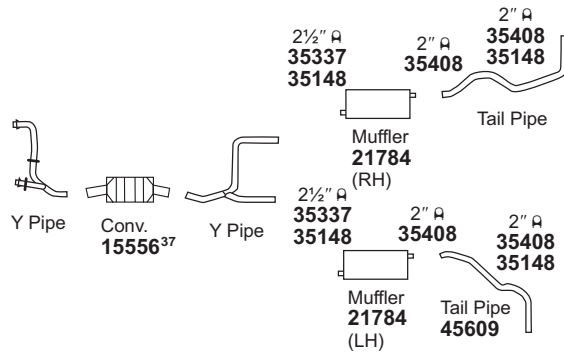
Ultra Flo SS 17258<sup>576</sup>

Tru-Fit 18120

Super Turbo 17749#

H.D. Muffler 22730 △

**1979-78 8 CYL. C10/C1500 w/7.4L (454 C.I.D.)  
(12533) ENG. - 131.5" W.B.,  
w/CONVERTER**



For 15556: Univ. Conv. 15146#

For 21784: SoundFX 18293

Univ. SoundFX 17831

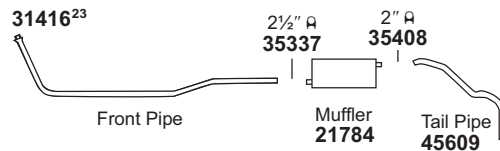
Ultra Flo SS 17258<sup>576</sup>

Tru-Fit 18120

Super Turbo 17749#

H.D. Muffler 22730 △

**1978-77 6 CYL. C10/C1500 - 117.5", 131.5" W.B.,  
(12534) w/o CONVERTER, FEDERAL  
EMISSIONS**



For 21784: SoundFX 18293

Univ. SoundFX 17831

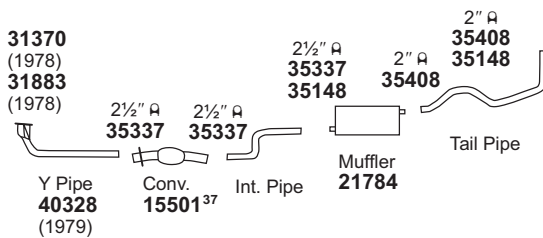
Ultra Flo SS 17258<sup>576</sup>

Tru-Fit 18120

Super Turbo 17749#

H.D. Muffler 22730 △

**1979-78 6 CYL. C10/C1500 w/4.1L (250 C.I.D.)  
(12532) ENG., w/CONVERTER - 117.5",  
131.5" W.B.**



For 15501: Univ. Conv. 15042#

For 21784: SoundFX 18293

Univ. SoundFX 17831

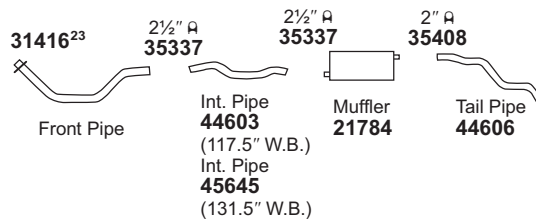
Ultra Flo SS 17258<sup>576</sup>

Tru-Fit 18120

Super Turbo 17749#

H.D. Muffler 22730 △

**1978-76 6 CYL. K10/K1500 w/4.1L (250 C.I.D.)  
(12535) ENG. - 117.5", 131.5" W.B.,  
w/o CONVERTER**



For 21784: SoundFX 18293

Univ. SoundFX 17831

Ultra Flo SS 17258<sup>576</sup>

Tru-Fit 18120

Super Turbo 17749#

H.D. Muffler 22730 △

31370 Gskt.	31416 Gskt.	31883 Fling.	35148 Brkt.																
----------------	----------------	-----------------	----------------	--	--	--	--	--	--	--	--	--	--	--	--	--	--	--	--

NOT LEGAL FOR SALE IN STATE OF CALIFORNIA  
IN NEW YORK STATE, CONVERTERS LISTED ARE LEGAL FOR FEDERAL/EPA EMISSION VEHICLES ONLY

△ H.D. Arc-welded construction, recommended for commercial use.

# Modifications and/or additional parts required.

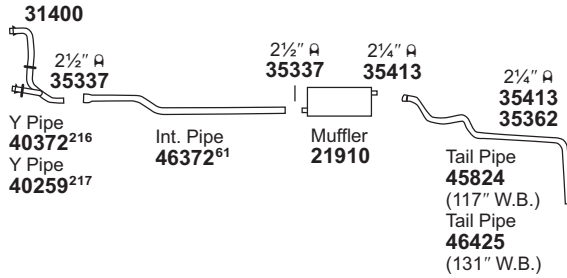
23 Also available 31400 asbestos Gasket.

37 Fits All Emissions Vehicles.

576 For installation instructions and additional parts required, see the Cross Reference Chart in the Master Catalog.

# LIGHT TRUCK

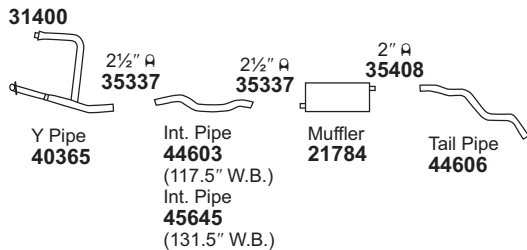
**1978-76 8 CYL. C10/C1500 w/5.0L (305 C.I.D.), 5.7L (350 C.I.D.) ENG. - 117.5", 131.5" W.B., w/o CONVERTER**  
(12536)



For 21910: SoundFX 18274  
Univ. SoundFX 17845  
Ultra Flo SS 17258<sup>576</sup>

Tru-Fit 18124  
Super Turbo 17749#

**1978-76 8 CYL. K10/K1500 w/5.0L (305 C.I.D.), 5.7L (350 C.I.D.) ENG. - 117.5", 131.5" W.B. (EXC. SUBURBAN), FEDERAL EMISSIONS, SINGLE EXHAUST, w/o CONVERTER**  
(12537)



For 21784: SoundFX 18293  
Univ. SoundFX 17831  
Ultra Flo SS 17258<sup>576</sup>

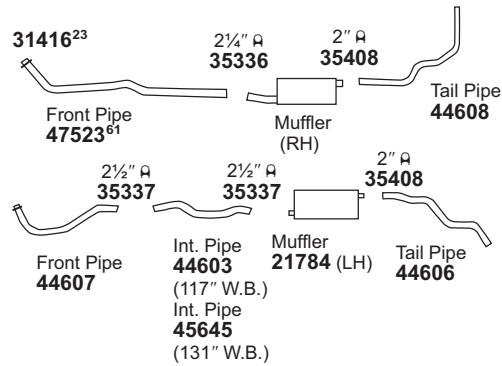
Tru-Fit 18120  
Super Turbo 17749#  
H.D. Muffler 22730 △

31400 Gskt.	31416 Gskt.	31508 Gskt.	35148 Brkt.	35362 Brkt.						

## CHEVROLET/GMC

Pickup 1/2 Ton - 2 & 4 W.D.

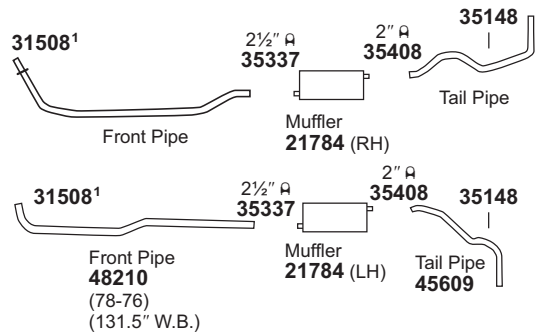
**1978-76 8 CYL. K10/K1500 w/5.7L (350 C.I.D.), 6.6L (400 C.I.D.) ENG. - 117.5", 131.5" W.B., DUAL EXHAUST**  
**1977 8 CYL. K10/K1500 w/5.0L (305 C.I.D.) ENG. - 117.5", 131.5" W.B., DUAL EXHAUST**  
(12538)



For 21784: SoundFX 18293  
Univ. SoundFX 17831  
Ultra Flo SS 17258<sup>576</sup>

Tru-Fit 18120  
Super Turbo 17749#  
H.D. Muffler 22730 △

**1978-75 8 CYL. C10/C1500 w/7.4L (454 C.I.D.) ENG., w/o CONVERTER**  
(12539)



For 21784: SoundFX 18293  
Univ. SoundFX 17831  
Ultra Flo SS 17258<sup>576</sup>

Tru-Fit 18120  
Super Turbo 17749#  
H.D. Muffler 22730 △

GENERAL INFORMATION

PASSENGER CAR

LIGHT TRUCK

MUFFLER SPECS.

OPTIONAL MUFFLERS

CONVERTER SPECS.

ACCESSORIES

FOOTNOTES

NOT LEGAL FOR SALE IN STATE OF CALIFORNIA  
IN NEW YORK STATE, CONVERTERS LISTED ARE LEGAL FOR FEDERAL/EPA EMISSION VEHICLES ONLY

△ H.D. Arc-welded construction, recommended for commercial use.  
# Modifications and/or additional parts required.  
1 Also available 31500 asbestos Gasket.  
23 Also available 31400 asbestos Gasket.  
61 Cut to fit.

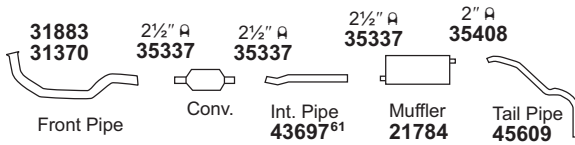
216 Fits Models w/manifold Gasket.  
217 Fits Models w/o manifold Gasket.  
576 For installation instructions and additional parts required, see the Cross Reference Chart in the Master Catalog.

# LIGHT TRUCK

## CHEVROLET/GMC

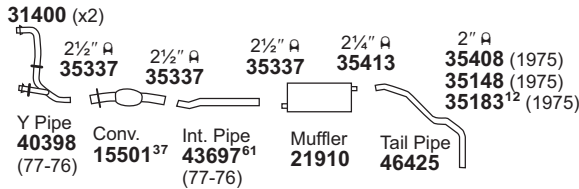
Pickup 1/2 Ton - 2 & 4 W.D.

1977-76 6 CYL. C10/C1500 - 117.5", 131.5" W.B.,  
(12540) w/CONVERTER



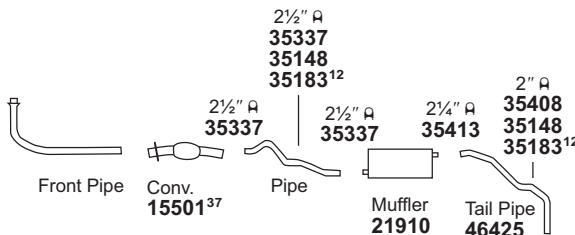
For 21784: SoundFX 18293 Tru-Fit 18120  
Univ. SoundFX 17831 Super Turbo 17749#  
Ultra Flo SS 17258<sup>576</sup> H.D. Muffler 22730 △

1977-76 8 CYL. C10/C1500 w/5.0L, 5.7L ENG. -  
117.5", 131.5" W.B.,  
w/CONVERTER  
1975 8 CYL. C10/C1500 w/5.7L ENG.,  
(12541) w/CONVERTER



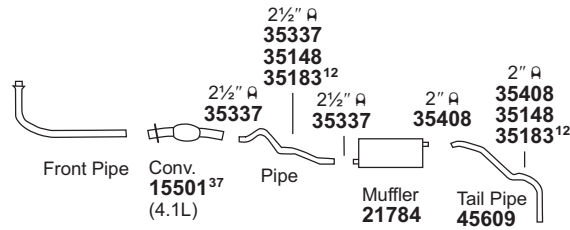
For 15501: Univ. Conv. 15042#  
For 21910: SoundFX 18274 Tru-Fit 18124  
Univ. SoundFX 17845 Super Turbo 17749#  
Ultra Flo SS 17258<sup>576</sup>

1975 6 CYL. C10/C1500 w/4.1L (250 C.I.D.)  
(12542) ENG. - LATE MODELS w/2 1/4" O.D. TAIL PIPE



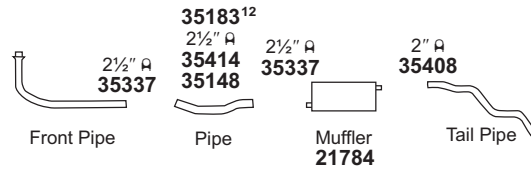
For 15501: Univ. Conv. 15042#  
For 21910: SoundFX 18274 Tru-Fit 18124  
Univ. SoundFX 17845 Super Turbo 17749#  
Ultra Flo SS 17258<sup>576</sup>

1975 6 CYL. C10/C1500 w/4.1L (250 C.I.D.)  
ENG. - EARLY MODELS  
w/2" O.D. TAIL PIPE  
1975 6 CYL. C10/C1500 w/4.8L (292 C.I.D.)  
(12543) ENG.



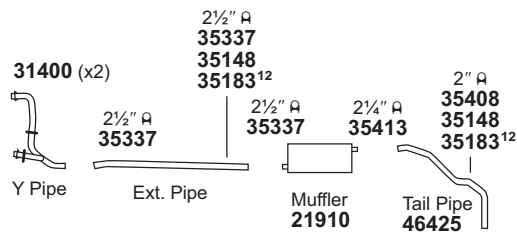
For 15501: Univ. Conv. 15042#  
For 21784: SoundFX 18293 Tru-Fit 18120  
Univ. SoundFX 17831 Super Turbo 17749#  
Ultra Flo SS 17258<sup>576</sup> H.D. Muffler 22730 △

1975 6 CYL. K10/K1500 w/4.1L (250 C.I.D.)  
(12544) ENG., w/o CONVERTER



For 21784: SoundFX 18293 Tru-Fit 18120  
Univ. SoundFX 17831 Super Turbo 17749#  
Ultra Flo SS 17258<sup>576</sup> H.D. Muffler 22730 △

1975 8 CYL. C10/C1500 w/5.7L (350 C.I.D.)  
(12545) ENG. w/o CONVERTER



For 21910: SoundFX 18274 Tru-Fit 18124  
Univ. SoundFX 17845 Super Turbo 17749#  
Ultra Flo SS 17258<sup>576</sup>

31370 Gskt. 	31400 Gskt. 	31883 Fng. 	35148 Brkt. 	35183 Insl. 															
--------------------	--------------------	-------------------	--------------------	--------------------	--	--	--	--	--	--	--	--	--	--	--	--	--	--	--

NOT LEGAL FOR SALE IN STATE OF CALIFORNIA

IN NEW YORK STATE, CONVERTERS LISTED ARE LEGAL FOR FEDERAL/EPA EMISSION VEHICLES ONLY

△ H.D. Arc-welded construction, recommended for commercial use.

# Modifications and/or additional parts required.

12 Rivet must be drilled out of O.E. Hanger.

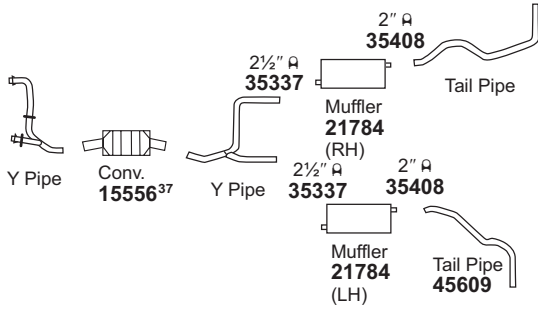
37 Fits All Emissions Vehicles.

61 Cut to fit.

576 For installation instructions and additional parts required, see the Cross Reference Chart in the Master Catalog.

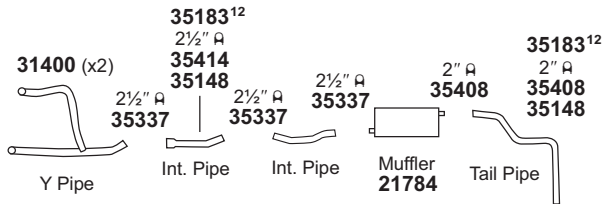
# LIGHT TRUCK

**1975 8 CYL. C10/C1500 w/7.4L (454 C.I.D.) ENG. w/CONVERTER (EXC. H.D. CHASSIS) 117", 131" W.B.**  
(12546)



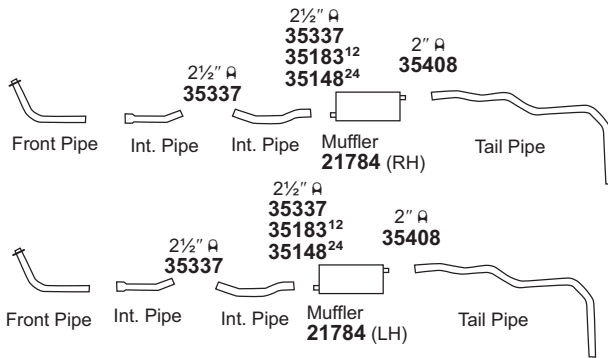
For 15556: Univ. Conv. 15146#  
 For 21784: SoundFX 18293 Tru-Fit 18120  
 Univ. SoundFX 17831 Super Turbo 17749#  
 Ultra Flo SS 17258<sup>576</sup> H.D. Muffler 22730 △

**1975 8 CYL. K10/K1500 w/5.7L (350 C.I.D.) ENG. - 117.5", 131.5" W.B., w/o CONVERTER**  
(12547)



For 21784: SoundFX 18293 Tru-Fit 18120  
 Univ. SoundFX 17831 Super Turbo 17749#  
 Ultra Flo SS 17258<sup>576</sup> H.D. Muffler 22730 △

**1975 8 CYL. K10/K1500 w/6.6L (400 C.I.D.) ENG.**  
(12548)

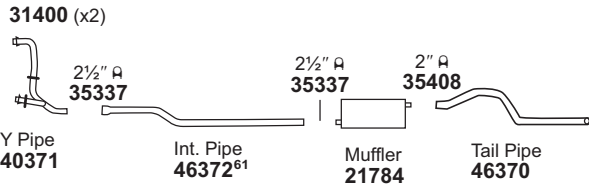


For 21784: SoundFX 18293 Tru-Fit 18120  
 Univ. SoundFX 17831 Super Turbo 17749#  
 Ultra Flo SS 17258<sup>576</sup> H.D. Muffler 22730 △

31400 Gskt.	35148 Brkt.	35183 Insl.																	

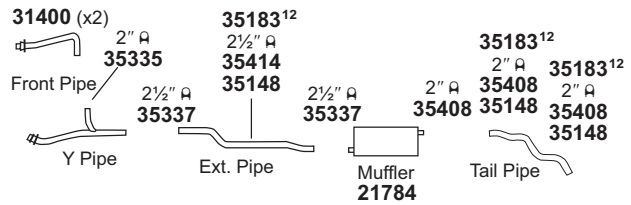
## CHEVROLET/GMC Pickup 1/2 Ton - 2 & 4 W.D.

**1974 8 CYL. C10/C1500 w/5.7L (350 C.I.D.) ENG.**  
(12549)



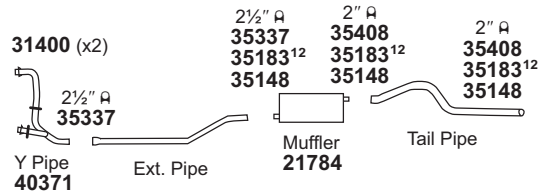
For 21784: SoundFX 18293 Tru-Fit 18120  
 Univ. SoundFX 17831 Super Turbo 17749#  
 Ultra Flo SS 17258<sup>576</sup> H.D. Muffler 22730 △

**1974-73 8 CYL. K10/K1500 w/5.7L (350 C.I.D.) ENG.**  
(12550)



For 21784: SoundFX 18293 Tru-Fit 18120  
 Univ. SoundFX 17831 Super Turbo 17749#  
 Ultra Flo SS 17258<sup>576</sup> H.D. Muffler 22730 △

**1973 8 CYL. C10/C1500 w/5.0L (307 C.I.D.), 5.7L (350 C.I.D.) ENG.**  
(12551)



For 21784: SoundFX 18293 Tru-Fit 18120  
 Univ. SoundFX 17831 Super Turbo 17749#  
 Ultra Flo SS 17258<sup>576</sup> H.D. Muffler 22730 △

GENERAL INFORMATION

PASSENGER CAR

LIGHT TRUCK

MUFFLER SPECS.

OPTIONAL MUFFLERS

CONVERTER SPECS.

ACCESSORIES

FOOTNOTES

NOT LEGAL FOR SALE IN STATE OF CALIFORNIA  
 IN NEW YORK STATE, CONVERTERS LISTED ARE LEGAL FOR FEDERAL/EPA EMISSION VEHICLES ONLY

△ H.D. Arc-welded construction, recommended for commercial use.  
 # Modifications and/or additional parts required.  
 12 Rivet must be drilled out of O.E. Hanger.  
 24 Requires 35337 (2 1/2") Clamp.

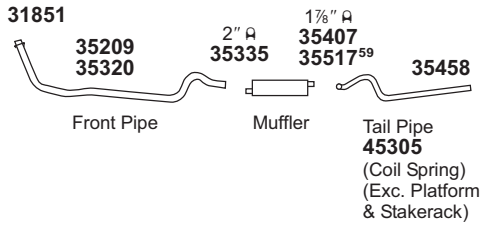
37 Fits All Emissions Vehicles.  
 61 Cut to fit.  
 576 For installation instructions and additional parts required, see the Cross Reference Chart in the Master Catalog.

# LIGHT TRUCK

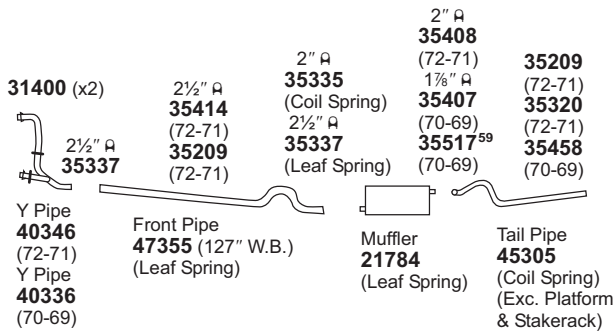
## CHEVROLET/GMC

Pickup 1/2 Ton - 2 & 4 W.D.

1972-69 6 CYL. C10/C1500 - 115"-127" W.B.  
(12552)

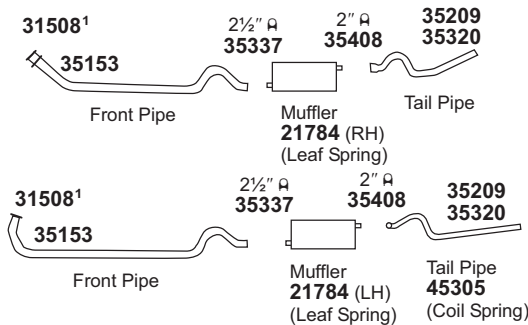


1972-69 8 CYL. C10/C1500 w/5.7L (350 C.I.D.)  
(12553) ENG. - 115"-127" W.B.



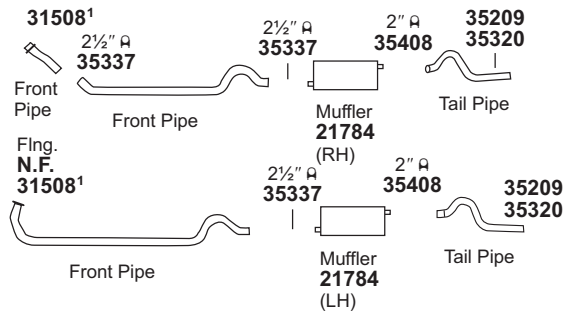
For 21784: SoundFX 18293 Univ. SoundFX 17831 Ultra Flo SS 17258<sup>576</sup> Tru-Fit 18120 Super Turbo 17749# H.D. Muffler 22730 △

1972-71 8 CYL. C10/C1500 w/6.5L (396 C.I.D.),  
(12554) 6.6L (400 C.I.D.) ENG. (CHEVROLET), 6.6L (402 C.I.D.)  
ENG. (GMC) - 115"-127" W.B.



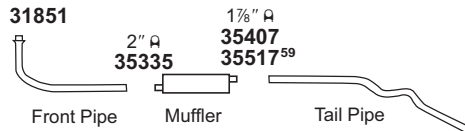
For 21784: SoundFX 18293 Univ. SoundFX 17831 Ultra Flo SS 17258<sup>576</sup> Tru-Fit 18120 Super Turbo 17749# H.D. Muffler 22730 △

1970-69 8 CYL. C10/C1500 w/6.5L (396 C.I.D.)  
(12555) ENG. - 115"-127" W.B.

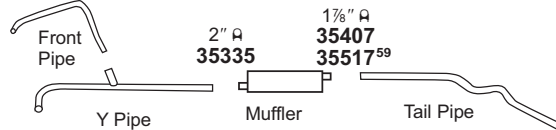


For 21784: SoundFX 18293 Univ. SoundFX 17831 Ultra Flo SS 17258<sup>576</sup> Tru-Fit 18120 Super Turbo 17749# H.D. Muffler 22730 △

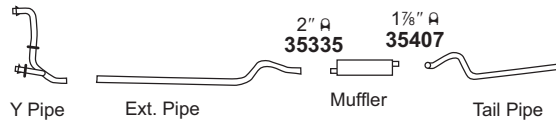
1970-67 6 CYL. K10/K1500  
(12556)



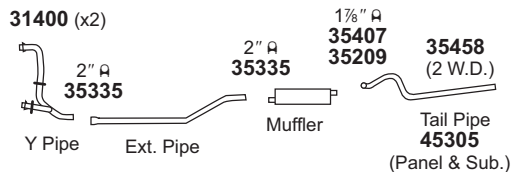
1968 8 CYL. CHEVROLET K10 w/5.0L (307  
(12557) C.I.D.) ENG.



1967 8 CYL. CHEVROLET K10 w/4.6L (283  
(12558) C.I.D.) ENG.



1968-67 8 CYL. GMC CE1570, CE1590 w/4.6L  
(283 C.I.D.), 5.0L (307 C.I.D.) ENG.  
1968-67 8 CYL. GMC KE1570, KE1590 w/4.6L  
(283 C.I.D.), 5.0L (307 C.I.D.),  
(12559) 5.4L (327 C.I.D.) ENG.



31400 Gskt.	31508 Gskt.	31851 Fling.	35153 Bush.	35209 Hngr.	35320 Clmp.	35458 Hngr.	35517 Hngr.						

NOT LEGAL FOR SALE IN STATE OF CALIFORNIA  
IN NEW YORK STATE, CONVERTERS LISTED ARE LEGAL FOR FEDERAL/EPA EMISSION VEHICLES ONLY

△ H.D. Arc-welded construction, recommended for commercial use.

# Modifications and/or additional parts required.

1 Also available 31500 asbestos Gasket.

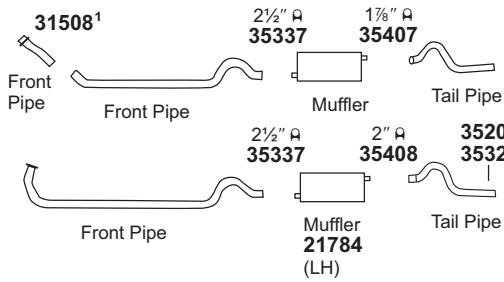
59 Also available 35209 Universal Hanger.

576 For installation instructions and additional parts required, see the Cross Reference Chart in the Master Catalog.



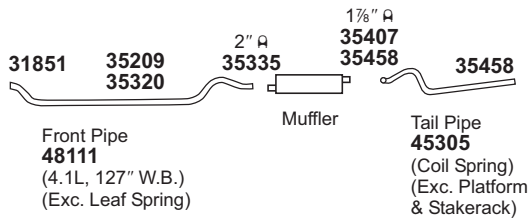
# LIGHT TRUCK

**1968 8 CYL. GMC CE1570, CE1590 w/6.5L (12560) (396 C.I.D.) ENG.**

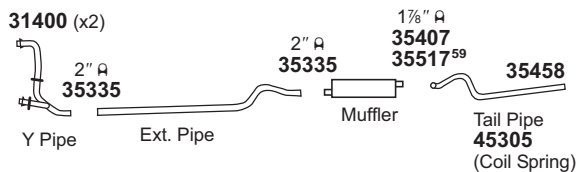


For 21784: SoundFX 18293 Tru-Fit 18120  
Univ. SoundFX 17831 Super Turbo 17749#  
Ultra Flo SS 17258<sup>576</sup> H.D. Muffler 22730△

**1968-67 6 CYL. CHEVROLET C10 (12561)**



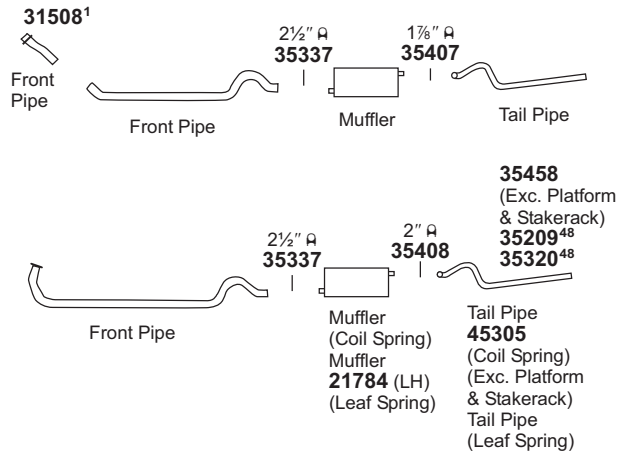
**1968-67 8 CYL. CHEVROLET C10 w/4.6L (283 (12562) C.I.D.), 5.0L (307 C.I.D.) ENG.**



31400 Gskt.	31508 Gskt.	31851 Flng.	35209 Hngr.	35320 Clmp.	35458 Hngr.	35517 Hngr.

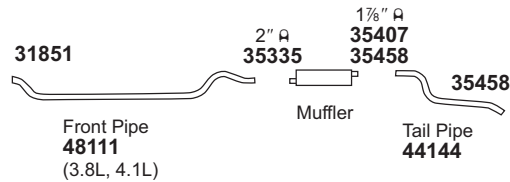
## CHEVROLET/GMC Pickup ½ Ton - 2 & 4 W.D.

**1968 8 CYL. CHEVROLET C10 w/6.5L (12563) (396 C.I.D.) ENG.**



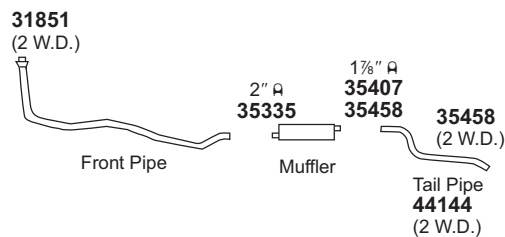
For 21784: SoundFX 18293 Tru-Fit 18120  
Univ. SoundFX 17831 Super Turbo 17749#  
Ultra Flo SS 17258<sup>576</sup> H.D. Muffler 22730△

**1966-63 6 CYL. CHEVROLET C10, C15 w/3.8L (12564) (230 C.I.D.), 4.1L (250 C.I.D.), 4.8L (292 C.I.D.) ENG. - 127" W.B.**



**1966-63 6 CYL. CHEVROLET C10, C14 w/3.8L (230 C.I.D.), 4.1L (250 C.I.D.), 4.8L (292 C.I.D.) ENG. - 115" W.B.**

**1966-63 6 CYL. K10, K14, K15 (EXC. CARRYALL) w/3.8L (230 C.I.D.), 4.1L (250 C.I.D.), 4.8L (292 C.I.D.) ENG. (12565)**



NOT LEGAL FOR SALE IN STATE OF CALIFORNIA

IN NEW YORK STATE, CONVERTERS LISTED ARE LEGAL FOR FEDERAL/EPA EMISSION VEHICLES ONLY

△ H.D. Arc-welded construction, recommended for commercial use.

# Modifications and/or additional parts required.

1 Also available 31500 asbestos Gasket.

48 W/RR. Leaf Spring.

59 Also available 35209 Universal Hanger.

576 For installation instructions and additional parts required, see the Cross Reference Chart in the Master Catalog.

GENERAL INFORMATION

PASSENGER CAR

LIGHT TRUCK

MUFFLER SPECS.

OPTIONAL MUFFLERS

CONVERTER SPECS.

ACCESSORIES

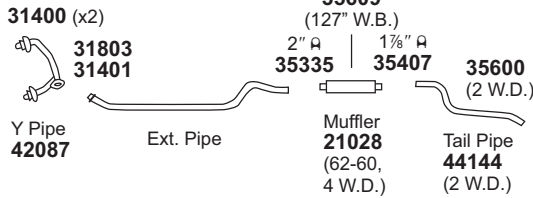
FOOTNOTES

# LIGHT TRUCK

## CHEVROLET/GMC

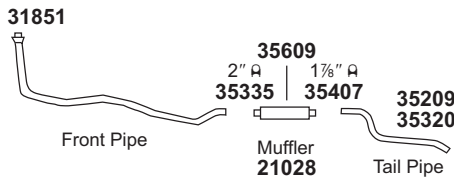
Pickup 1/2 Ton - 2 & 4 W.D.

**1966-63 8 CYL. CHEVROLET C10, C14, C15 w/4.6L (283 C.I.D.) ENG.**  
**1966-60 8 CYL. K10, K14, K15 (EXC. CARRYALL) w/4.6L (283 C.I.D.) ENG.**  
 (12566)



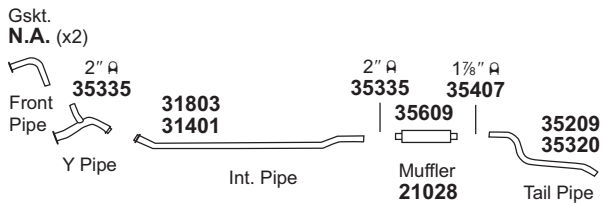
For 21028: H.D. Muffler 21169 △

**1965-64 6 CYL. GMC 1/2 TON w/IN LINE ENG.**  
 (12567)



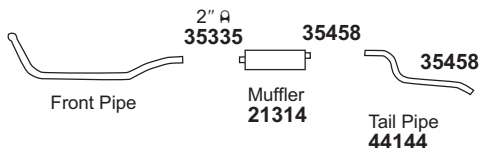
For 21028: H.D. Muffler 21169 △

**1965-60 V6 CYL. GMC 1/2 TON**  
 (12568)

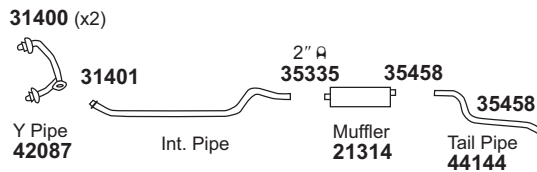


For 21028: H.D. Muffler 21169 △

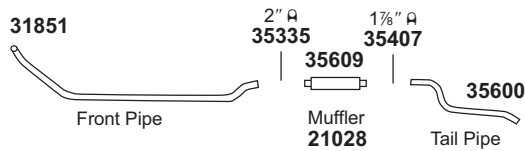
**1963 6 CYL. CHEVROLET C10, C14 CARRYALL w/3.8L (230 C.I.D.) ENG. w/3 1/4" x 7 3/4" OVAL MUFFLER MFG. PRIOR TO 2-27-63**  
 (12569)



**1963 8 CYL. CHEVROLET C10, C14 CARRYALL w/4.6L (283 C.I.D.) ENG. w/3 1/4" x 7 3/4" OVAL MUFFLER MFG. PRIOR TO 2-27-63**  
 (12570)

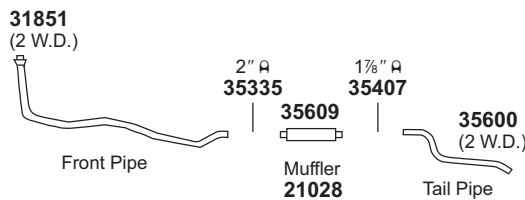


**1962-60 6 CYL. CHEVROLET C10, C15 - 127" W.B.**  
 (12571)



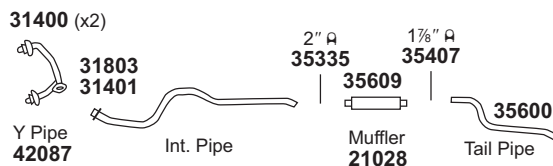
For 21028: H.D. Muffler 21169 △

**1962-60 6 CYL. CHEVROLET C10, C14 (EXC. CARRYALL w/PANEL DOORS) - 115" W.B.**  
**1962-60 6 CYL. K10, K14, K15 - 115"-127" W.B.**  
 (12572)



For 21028: H.D. Muffler 21169 △

**1962-60 8 CYL. CHEVROLET C10, C14, C15 (EXC. CARRYALL) - 115"-127" W.B.**  
 (12573)



For 21028: H.D. Muffler 21169 △

31400 Gskt.	31401 Gskt.	31803 Flng.	31851 Flng.	35209 Hngr.	35320 Clmp.	35458 Hngr.	35600 Hngr.	35609 Hngr.						

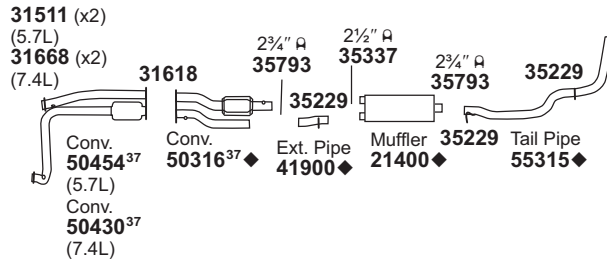
NOT LEGAL FOR SALE IN STATE OF CALIFORNIA  
 IN NEW YORK STATE, CONVERTERS LISTED ARE LEGAL FOR FEDERAL/EPA EMISSION VEHICLES ONLY

# LIGHT TRUCK

## CHEVROLET/GMC

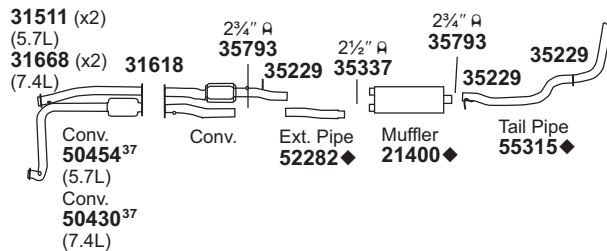
Pickup 3/4 Ton - 2 & 4 W.D.

2000-96 8 CYL. C/K2500 w/5.7L, 7.4L ENG. - (12574)  
131.5" W.B., OVER 8500 G.V.W.R.



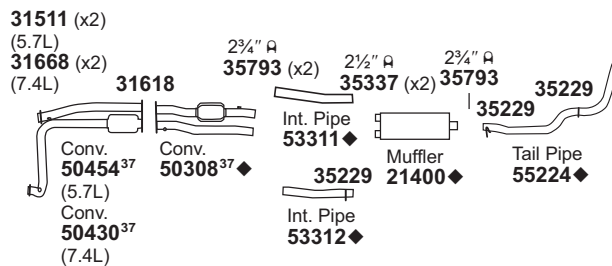
For 21400: SoundFX 18906  
For 50316: Univ. Conv. 93238#  
For 50430: Univ. Conv. 93239#

2000-96 8 CYL. C/K2500 w/5.7L, 7.4L ENG. - (12575)  
141.5" W.B., OVER 8500 G.V.W.R.



For 21400: SoundFX 18906  
For 50430: Univ. Conv. 93239#

2000-96 8 CYL. C/K2500 w/5.7L, 7.4L ENG. - (12576)  
155.5" W.B., OVER 8500 G.V.W.R.

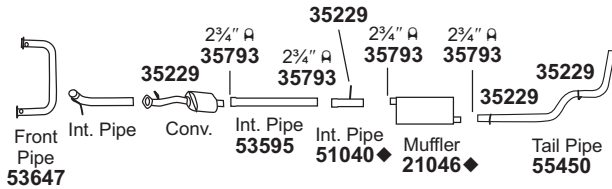


For 21400: SoundFX 18906  
For 50308: Univ. Conv. 93239#  
For 50430: Univ. Conv. 93239#

## CHEVROLET/GMC

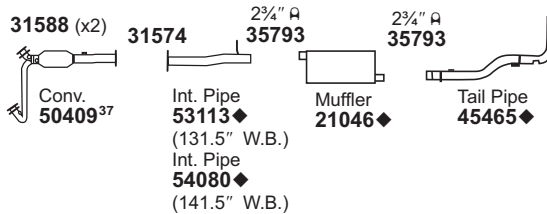
Pickup 3/4 Ton - 2 & 4 W.D.

2000-99 8 CYL. C/K2500 w/6.5L ENG. - 155.5" (12577)  
W.B.



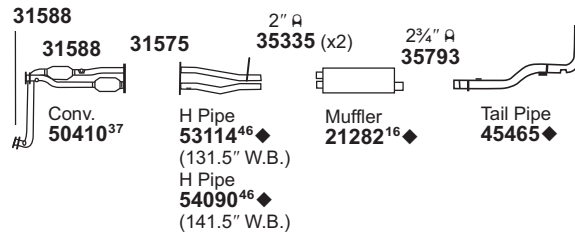
For 21046: SoundFX 18216 Tru-Fit 18138

1998-96 8 CYL. C2500 w/5.0L ENG. - 131.5", (12578)  
141.5" W.B.



For 21046: SoundFX 18216 Tru-Fit 18138  
For 50409: Univ. Conv. 93304#

1998-96 8 CYL. C2500 w/5.7L ENG. - 131.5", (12579)  
141.5" W.B., UNDER 8500 G.V.W.R.



**DYNOMAX** SYSTEM AVAILABLE, See DynoMax Catalog

For 21282: SoundFX 18824  
For 50410: Univ. Conv. 93236#

31511 Gskt.	31574 Gskt.	31575 Gskt.	31588 Gskt.	31618 Gskt.	31668 Gskt.	35229 Ins.													

NOT LEGAL FOR SALE IN STATE OF CALIFORNIA  
IN NEW YORK STATE, CONVERTERS LISTED ARE LEGAL FOR FEDERAL/EPA EMISSION VEHICLES ONLY

◆ If welded assembly, replace all required parts.  
# Modifications and/or additional parts required.  
16 Replacement of Muffler requires replacement of Extension H-Pipe.

37 Fits All Emissions Vehicles.  
46 Requires 21282 muffler.

GENERAL INFORMATION

PASSENGER CAR

LIGHT TRUCK

MUFFLER SPECS.

OPTIONAL MUFFLERS

CONVERTER SPECS.

ACCESSORIES

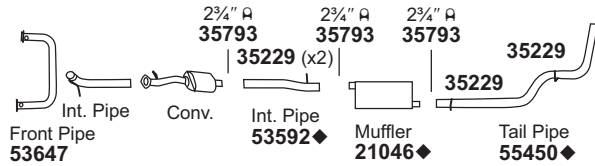
FOOTNOTES

# LIGHT TRUCK

## CHEVROLET/GMC

Pickup 3/4 Ton - 2 & 4 W.D.

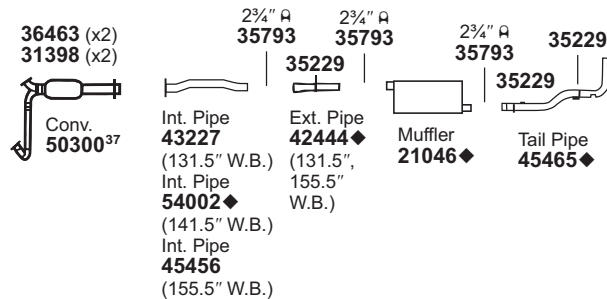
1998-96 8 CYL. C2500 w/6.5L ENG. - 141.5" W.B.  
(12580)



For 21046: SoundFX 18216

Tru-Fit 18138

1995-94 6-8 CYL. C/K 2500 w/4.3L, 5.0L, 5.7L ENG.  
- 131.5", 141.5", 155.5" W.B.,  
UNDER 8500 G.V.W.R.  
(12581)



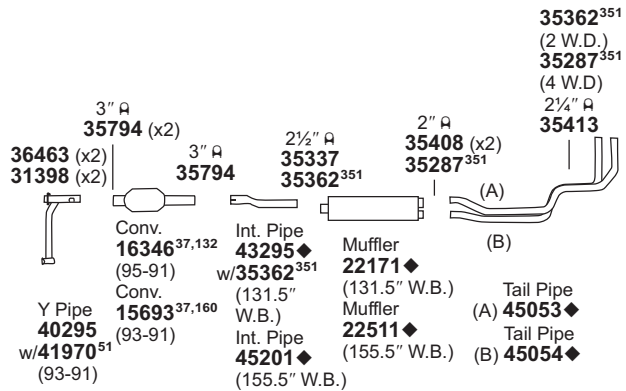
For 21046: SoundFX 18216

Tru-Fit 18138

For 50300: Univ. Conv. 15043#

31398 Gskt.	35229 Insl.	35287 Brkt.	35362 Brkt.	36463 Sprgs.					

1995-91 8 CYL. C/K 2500 w/5.7L ENG. - 131.5",  
155.5" W.B., 8500 G.V.W.R. AND  
OVER, w/2 1/2" MUFFLER INLET  
(12582)



**NOTE: If muffler has removable shield, reuse O.E. shield w/35564 strap clamp. If not reuseable, use 35569 shield w/(2) 35564 strap clamps.**

For 15693: Univ. Conv. 15043#

For 16346: Univ. Conv. 15103#

For 22171: SoundFX 18337  
Univ. SoundFX 17849#  
H.D. Muffler 22732△

Tru-Fit 18177<sup>562</sup>

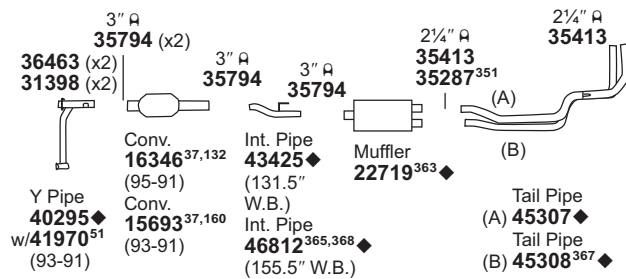
Super Turbo 17761<sup>576</sup>

For 22511: SoundFX 18344  
Univ. SoundFX 17849#  
H.D. Muffler 22732△

Tru-Fit 18133#

Super Turbo 17761<sup>576</sup>

1995-91 8 CYL. C/K 2500 w/5.7L ENG. - 131.5",  
155.5" W.B., 8500 G.V.W.R. AND  
OVER, w/3" MUFFLER INLET  
(12583)



**NOTE: Muffler requires 35567 heat shield with (2) 35564 strap clamps.**

For 15693: Univ. Conv. 15043#

For 16346: Univ. Conv. 15103#

For 22719: SoundFX 18202  
Univ. SoundFX 17195

Tru-Fit 18133<sup>505</sup>

NOT LEGAL FOR SALE IN STATE OF CALIFORNIA

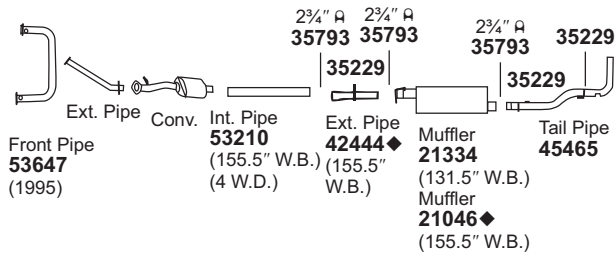
IN NEW YORK STATE, CONVERTERS LISTED ARE LEGAL FOR FEDERAL/EPA EMISSION VEHICLES ONLY

- ◆ If welded assembly, replace all required parts.
- △ H.D. Arc-welded construction, recommended for commercial use.
- # Modifications and/or additional parts required.
- 37 Fits All Emissions Vehicles.
- 51 Both parts required.
- 132 Up to 11,000 G.V.W.R.
- 160 Up to 8500 G.V.W.R.
- 351 Replaces O.E. Bracket.
- 826 363 Replacement requires Intermediate Pipe.

- 365 Replacement requires Muffler.
- 367 Requires (1) 35413 (2 1/4") Clamp to attach to outer Pipe.
- 368 O.E. Bracket not required.
- 505 Requires 35567 Shield & (2) 35564 Straps.
- 562 Single Outlet Muffler replaces Dual Outlet Muffler. Use pipe designated as "A" tail pipe.
- 576 For installation instructions and additional parts required, see the Cross Reference Chart in the Master Catalog.

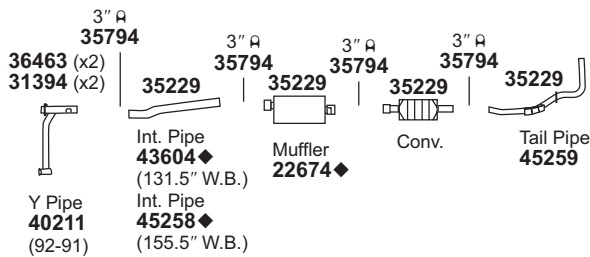
# LIGHT TRUCK

**1995-94 8 CYL. C/K 2500 w/6.5L TURBO DIESEL  
(12584) ENG. - 131.5", 155.5" W.B.**

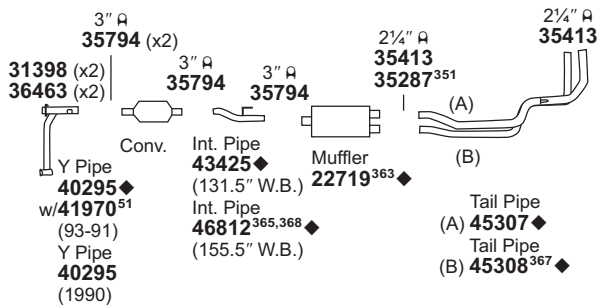


For 21046: SoundFX 18216 Tru-Fit 18138

**1995-91 8 CYL. C/K 2500 w/7.4L ENG. - 131.5",  
(12585) 155.5" W.B.**



**1994-90 6 CYL. C/K 2500 w/4.3L ENG. - 131.5",  
(12586) 155.5" W.B., OVER 8500 G.V.W.R.  
w/3" MUFFLER INLET**



**NOTE: Muffler requires 35567 heat shield with (2) 35564 strap clamps.**

**DYNOMAX** SYSTEM AVAILABLE, See DynoMax Catalog

For 22719: SoundFX 18202 Tru-Fit 18133<sup>505</sup>  
Univ. SoundFX 17195

31394 Gskt.	31398 Gskt.	35229 Insl.	35287 Brkt.	35362 Brkt.	36463 Sprgs.														

**NOT LEGAL FOR SALE IN STATE OF CALIFORNIA  
IN NEW YORK STATE, CONVERTERS LISTED ARE LEGAL FOR FEDERAL/EPA EMISSION VEHICLES ONLY**

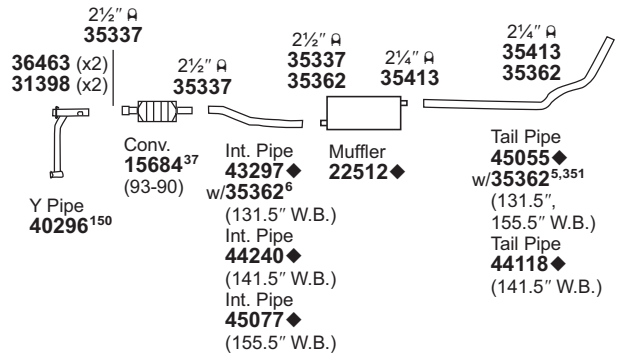
- ◆ If welded assembly, replace all required parts.
- # Modifications and/or additional parts required.
- 5 Requires 35413 (2 1/4") Clamp.
- 6 Requires 35414 (2 1/4") Clamp.
- 37 Fits All Emissions Vehicles.
- 51 Both parts required.
- 150 If oxygen sensor not used, Plug 35299 is required.
- 351 Replaces O.E. Bracket.

**CHEVROLET/GMC**  
Pickup 3/4 Ton - 2 & 4 W.D.

**1993-89 6 CYL. C/K 2500 w/4.3L ENG. - 131.5",  
141.5", 155.5" W.B., UNDER 8500  
G.V.W.R.**

**1993-89 8 CYL. C/K 2500 w/5.0L ENG. - 131.5",  
141.5", 155.5" W.B. UNDER 8500  
G.V.W.R.**

**1988 8 CYL. C/K 2500 w/4.3L, 5.0L ENG. -  
(12587) 131.5", 155.5" W.B. UNDER 8500  
G.V.W.R.**



**DYNOMAX** SYSTEM AVAILABLE, See DynoMax Catalog

For 15684: Univ. Conv. 15042#  
For 22512: SoundFX 18255 Tru-Fit 18176  
Univ. SoundFX 17855 Super Turbo 17734#  
Ultra Flo SS 17258<sup>576</sup>

GENERAL INFORMATION

PASSENGER CAR

LIGHT TRUCK

MUFFLER SPECS.

OPTIONAL MUFFLERS

CONVERTER SPECS.

ACCESSORIES

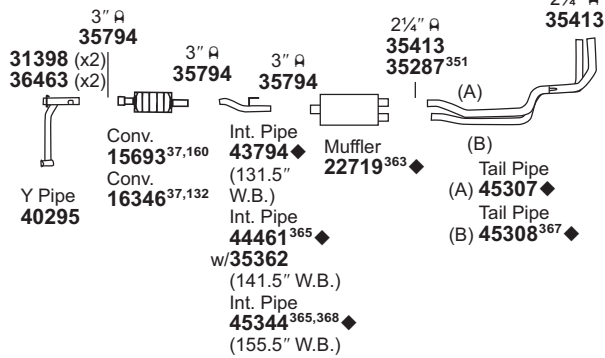
FOOTNOTES

# LIGHT TRUCK

## CHEVROLET/GMC

Pickup 3/4 Ton - 2 & 4 W.D.

**1993-88 8 CYL. C/K 2500, R20/R2500 w/5.7L ENG. - 131.5", 141.5", 155.5" W.B., UNDER 8500 G.V.W.R., w/3" MUFFLER INLET**  
(12588)

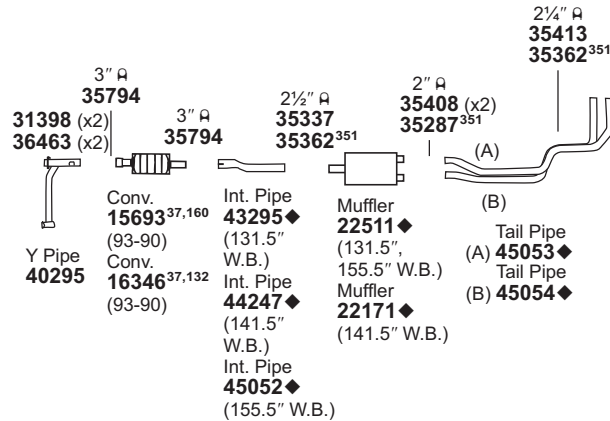


**NOTE: Muffler requires 35567 heat shield with (2) 35564 strap clamps.**

**DYNOMAX** SYSTEM AVAILABLE, See DynoMax Catalog

For 15693: Univ. Conv. 15043#  
 For 16346: Univ. Conv. 15103#  
 For 22719: SoundFX 18202 Tru-Fit 18133<sup>505</sup>  
 Univ. SoundFX 17195

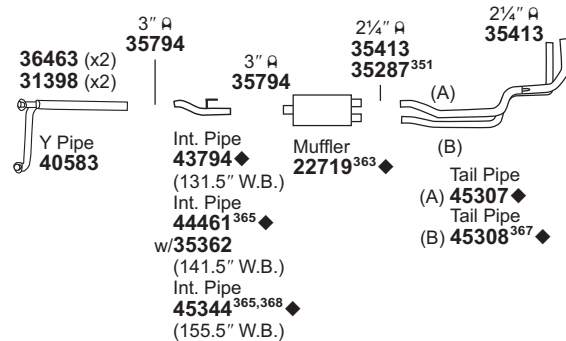
**1993-88 8 CYL. C/K 2500, R2500 w/5.7L - 131.5", 141.5", 155.5" W.B., UNDER 8500 G.V.W.R., w/2 1/2" MUFFLER INLET**  
(12589)



**DYNOMAX** SYSTEM AVAILABLE, See DynoMax Catalog

For 15693: Univ. Conv. 15043#  
 For 16346: Univ. Conv. 15103#  
 For 22171: SoundFX 18337 Tru-Fit 18177<sup>562</sup>  
 Univ. SoundFX 17849# Super Turbo 17761<sup>576</sup>  
 H.D. Muffler 22732 △  
 For 22511: SoundFX 18344 Tru-Fit 18133#  
 Univ. SoundFX 17849# Super Turbo 17761<sup>576</sup>  
 H.D. Muffler 22732 △

**1993-88 8 CYL. C/K 2500 w/6.2L DIESEL ENG. CODE C - 131.5", 141.5", 155.5" W.B., UNDER 8500 G.V.W.R. w/3" MUFFLER INLET**  
(12590)



**NOTE: Muffler requires 35567 heat shield with (2) 35564 strap clamps.**

For 22719: SoundFX 18202 Tru-Fit 18133<sup>505</sup>  
 Univ. SoundFX 17195

31398 Gskt.	35287 Brkt.	35362 Brkt.	36463 Sprgs.								

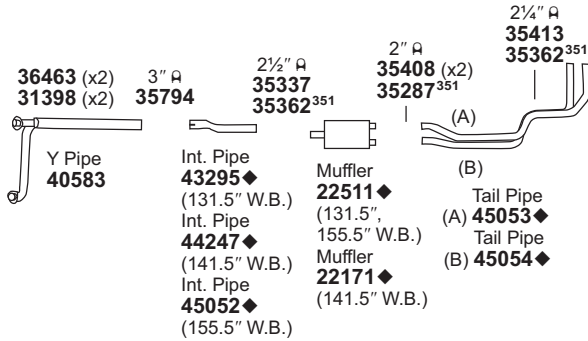
**NOT LEGAL FOR SALE IN STATE OF CALIFORNIA  
 IN NEW YORK STATE, CONVERTERS LISTED ARE LEGAL FOR FEDERAL/EPA EMISSION VEHICLES ONLY**

- ◆ If welded assembly, replace all required parts.
- △ H.D. Arc-welded construction, recommended for commercial use.
- # Modifications and/or additional parts required.
- 37 Fits All Emissions Vehicles.
- 132 Up to 11,000 G.V.W.R.
- 160 Up to 8500 G.V.W.R.
- 351 Replaces O.E. Bracket.
- 828 363 Replacement requires Intermediate Pipe.

- 365 Replacement requires Muffler.
- 367 Requires (1) 35413 (2 1/4") Clamp to attach to outer Pipe.
- 368 O.E. Bracket not required.
- 505 Requires 35567 Shield & (2) 35564 Straps.
- 562 Single Outlet Muffler replaces Dual Outlet Muffler. Use pipe designated as "A" tail pipe.
- 576 For installation instructions and additional parts required, see the Cross Reference Chart in the Master Catalog.

# LIGHT TRUCK

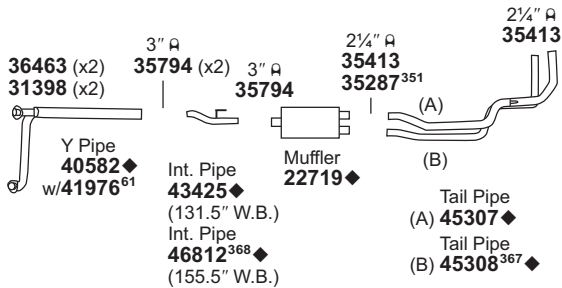
**1993-88 8 CYL. C/K 2500 w/6.2L DIESEL ENG. CODE C - 131.5", 141.5", 155.5" W.B., UNDER 8500 G.V.W.R., w/2 1/2" MUFFLER INLET**  
(12591)



For 22171: SoundFX 18337 Univ. SoundFX 17849# H.D. Muffler 22732 △  
For 22511: SoundFX 18344 Univ. SoundFX 17849# H.D. Muffler 22732 △

Tru-Fit 18177<sup>562</sup> Super Turbo 17761<sup>576</sup>  
Tru-Fit 18133# Super Turbo 17761<sup>576</sup>

**1993-91 8 CYL. C/K 2500 w/6.2L DIESEL ENG., CODE J - 131.5", 155.5" W.B., OVER 8500 G.V.W.R. w/3" MUFFLER INLET**  
(12592)



**NOTE: Muffler requires 35567 heat shield with (2) 35564 strap clamps.**

For 22719: SoundFX 18202 Univ. SoundFX 17195 Tru-Fit 18133<sup>505</sup>

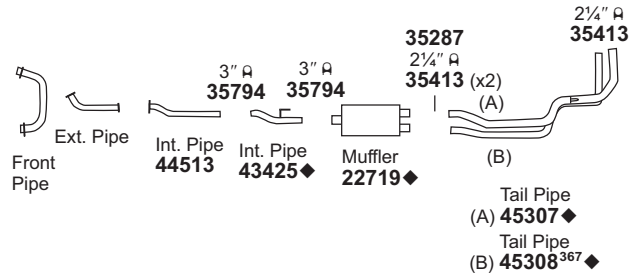
31398 Gskt.	35229 Insl.	35287 Brkt.	35362 Brkt.	36463 Sprgs.															

**NOT LEGAL FOR SALE IN STATE OF CALIFORNIA  
IN NEW YORK STATE, CONVERTERS LISTED ARE LEGAL FOR FEDERAL/EPA EMISSION VEHICLES ONLY**

- ◆ If welded assembly, replace all required parts.
- △ H.D. Arc-welded construction, recommended for commercial use.
- # Modifications and/or additional parts required.
- 51 Both parts required.
- 61 Cut to fit.
- 351 Replaces O.E. Bracket.
- 367 Requires (1) 35413 (2 1/4") Clamp to attach to outer Pipe.

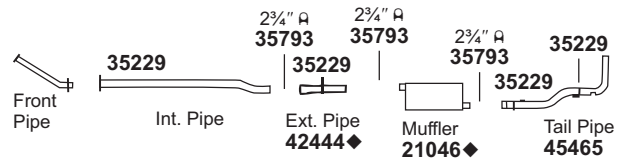
## CHEVROLET/GMC Pickup 3/4 Ton - 2 & 4 W.D.

**1993-92 8 CYL. ALL MODELS w/6.5L TURBO DIESEL ENG. - 131.5" W.B.**  
(12593)



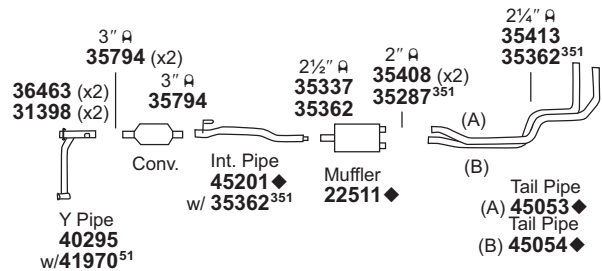
For 22719: SoundFX 18202 Univ. SoundFX 17195 Tru-Fit 18133<sup>505</sup>

**1993 8 CYL. C/K 2500 w/6.5L TURBO DIESEL ENG. - 155.5" W.B., OVER 8500 G.V.W.R.**  
(12594)



For 21046: SoundFX 18216 Tru-Fit 18138

**1993-91 6 CYL. K2500 w/H.D. 4.3L ENG. - 155.5" W.B., OVER 8500 G.V.W.R., w/2 1/2" MUFFLER INLET**  
(12595)



For 22511: SoundFX 18344 Univ. SoundFX 17849# H.D. Muffler 22732 △ Tru-Fit 18133# Super Turbo 17761<sup>576</sup>

GENERAL INFORMATION

PASSENGER CAR

LIGHT TRUCK

MUFFLER SPECS.

OPTIONAL MUFFLERS

CONVERTER SPECS.

ACCESSORIES

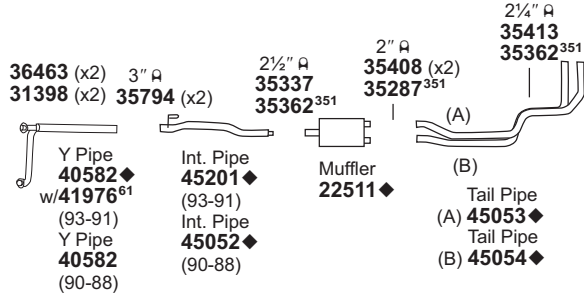
FOOTNOTES

# LIGHT TRUCK

## CHEVROLET/GMC

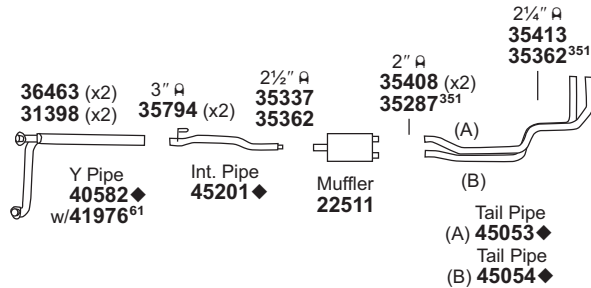
Pickup 3/4 Ton - 2 & 4 W.D.

**1993-88 8 CYL. C2500 w/6.2L DIESEL ENG. CODE J - 155.5" W.B., OVER 8500 G.V.W.R., w/2 1/2" MUFFLER INLET**  
(12596)



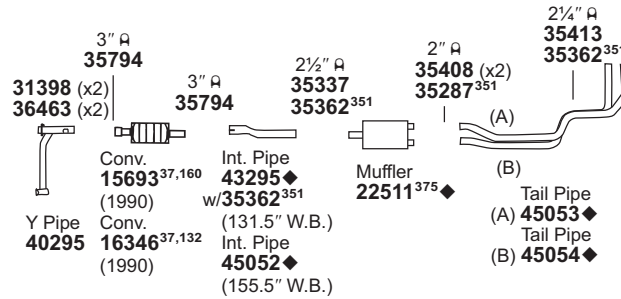
For 22511: SoundFX 18344 Univ. SoundFX 17849# H.D. Muffler 22732△  
Tru-Fit 18133# Super Turbo 17761<sup>576</sup>

**1993-91 8 CYL. K2500 w/6.2L DIESEL ENG., CODE J - 155.5" W.B., OVER 8500 G.V.W.R., w/2 1/2" MUFFLER INLET**  
(12597)



For 22511: SoundFX 18344 Univ. SoundFX 17849# H.D. Muffler 22732△  
Tru-Fit 18133# Super Turbo 17761<sup>576</sup>

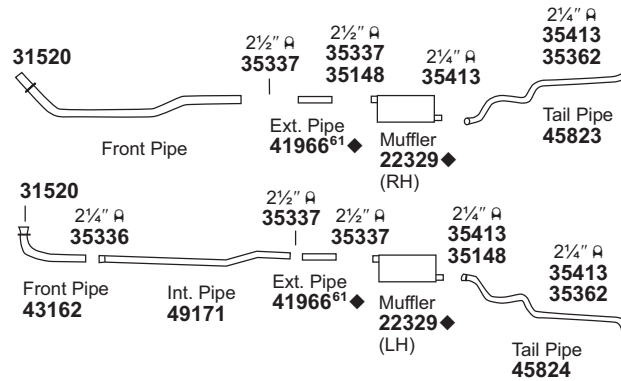
**1990-88 8 CYL. C/K 2500 w/5.7L ENG. - 131.5", 155.5" W.B., 8500 G.V.W.R. AND OVER, w/2 1/2" MUFFLER INLET**  
(12598)



**NOTE: If muffler has removable shield, reuse O.E. shield w/35564 strap clamp. If not reuseable, use 35569 shield w/(2) 35564 strap clamps.**

For 15693: Univ. Conv. 15043#  
For 16346: Univ. Conv. 15103#  
For 22511: SoundFX 18344 Univ. SoundFX 17849# H.D. Muffler 22732△  
Tru-Fit 18133# Super Turbo 17761<sup>576</sup>

**1989-88 8 CYL. R20/R2500 w/6.2L DIESEL ENG. - 164.5" W.B., DUAL EXHAUST**  
(12599)



For 22329: SoundFX 18274<sup>511</sup> Univ. SoundFX 17845# Ultra Flo SS 17258<sup>576</sup>  
Tru-Fit 18124<sup>674</sup> Super Turbo 17749#

31398 Gskt.	31520 Gskt.	35148 Brkt.	35287 Brkt.	35362 Brkt.	36463 Sprgs.						

**NOT LEGAL FOR SALE IN STATE OF CALIFORNIA  
IN NEW YORK STATE, CONVERTERS LISTED ARE LEGAL FOR FEDERAL/EPA EMISSION VEHICLES ONLY**

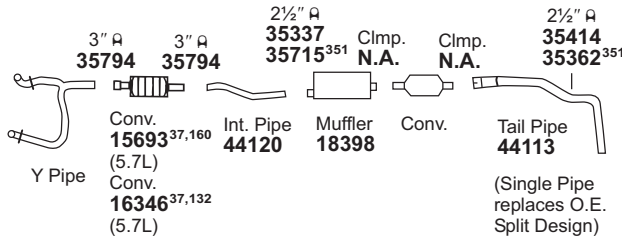
- ◆ If welded assembly, replace all required parts.
- △ H.D. Arc-welded construction, recommended for commercial use.
- # Modifications and/or additional parts required.
- 37 Fits All Emissions Vehicles.
- 61 Cut to fit.
- 132 Up to 11,000 G.V.W.R.
- 160 Up to 8500 G.V.W.R.

- 351 Replaces O.E. Bracket.
- 375 Regular Duty Muffler.
- 511 Requires 35103 Hanger.
- 576 For installation instructions and additional parts required, see the Cross Reference Chart in the Master Catalog.
- 674 May require Bracket.



# LIGHT TRUCK

**1989-87 8 CYL. R20/R2500 w/5.7L, 7.4L ENG. - 164.5" W.B., w/TWO CONVERTER SYSTEM**  
(12600)

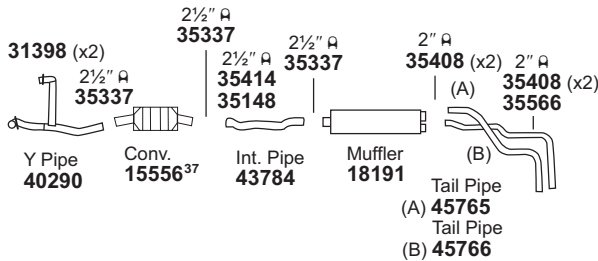


**NOTE: If muffler has removable shield, reuse O.E. shield w/35564 strap clamp.  
If not reuseable, use 35567 shield w/(2) 35564 strap clamps.**

**IMPORTANT: SEE PAGE 10 FOR REAR CONVERTER INSTALLATION INSTRUCTIONS.**

For 15693: Univ. Conv. 15043#  
For 16346: Univ. Conv. 15103#  
For 18398: Univ. SoundFX 17809#

**1987 8 CYL. C20/C2500, R20/R2500 w/5.0L ENG. - 131.5" W.B.**  
(12601)



For 15556: Univ. Conv. 15146#  
For 18191: Tru-Fit 18171<sup>562</sup> Univ. SoundFX 17849

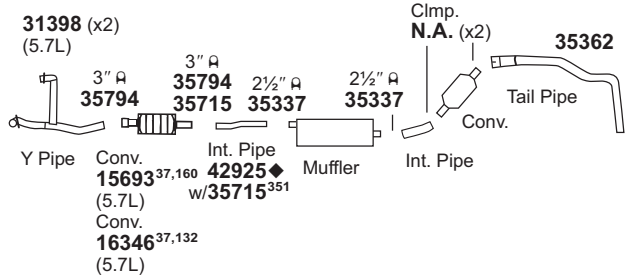
31398 Gskt.	35148 Brkt.	35362 Brkt.	35566 Brkt.	35715 Hngr.															

**NOT LEGAL FOR SALE IN STATE OF CALIFORNIA  
IN NEW YORK STATE, CONVERTERS LISTED ARE LEGAL FOR FEDERAL/EPA EMISSION VEHICLES ONLY**

◆ If welded assembly, replace all required parts.  
# Modifications and/or additional parts required.  
37 Fits All Emissions Vehicles.  
132 Up to 11,000 G.V.W.R.  
160 Up to 8500 G.V.W.R.

**CHEVROLET/GMC**  
Pickup 3/4 Ton - 2 & 4 W.D.

**1987 8 CYL. C20/C2500, R20/R2500 w/5.7L, 7.4L ENG. - 131.5" W.B., w/TWO CONVERTER SYSTEM**  
(12602)

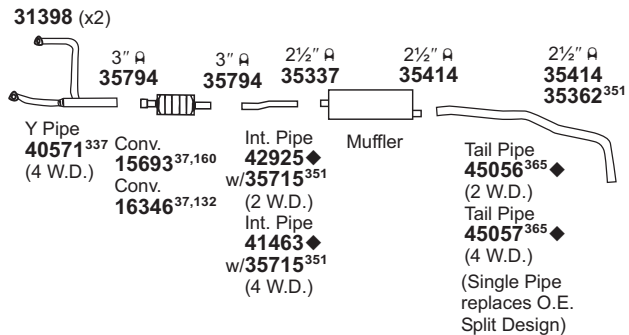


**NOTE: If muffler has removable shield, reuse O.E. shield w/35564 strap clamp.  
If not reuseable, use 35567 shield w/(2) 35564 strap clamps.**

**IMPORTANT: SEE PAGE 10 FOR REAR CONVERTER INSTALLATION INSTRUCTIONS.**

For 15693: Univ. Conv. 15043#  
For 16346: Univ. Conv. 15103#

**1987 8 CYL. R20/R2500, V20/V2500 w/5.7L ENG. - 131.5" W.B. w/ONE CONVERTER SYSTEM, LIGHT DUTY EMISSIONS**  
(12603)



**NOTE: If muffler has removable shield, reuse O.E. shield w/35564 strap clamp.  
If not reuseable, use 35567 shield w/(2) 35564 strap clamps.**

For 15693: Univ. Conv. 15043#  
For 16346: Univ. Conv. 15103#

GENERAL INFORMATION

PASSENGER CAR

LIGHT TRUCK

MUFFLER SPECS.

OPTIONAL MUFFLERS

CONVERTER SPECS.

ACCESSORIES

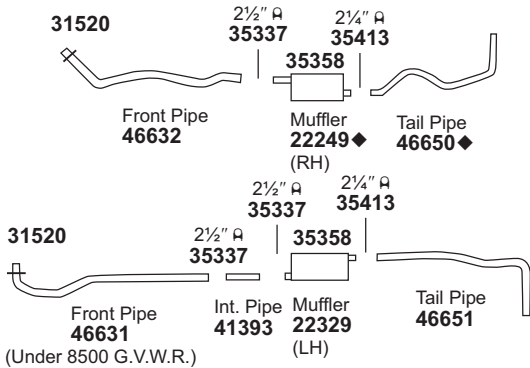
FOOTNOTES

# LIGHT TRUCK

## CHEVROLET/GMC

Pickup 3/4 Ton - 2 & 4 W.D.

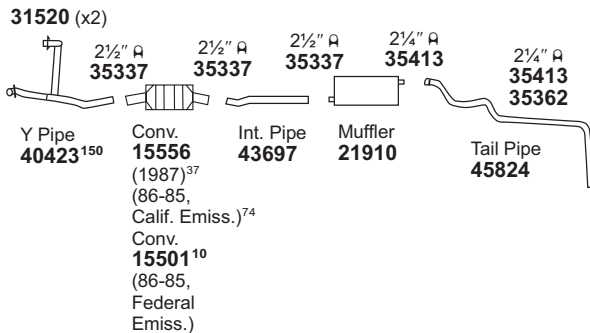
**1987-84 8 CYL. K20/K2500, V20/V2500 w/6.2L (12604) DIESEL ENG. - 131.5" W.B.**



For 22249: Univ. SoundFX 17831#  
 Ultra Flo SS 17258<sup>576</sup>  
 Super Turbo 17749#

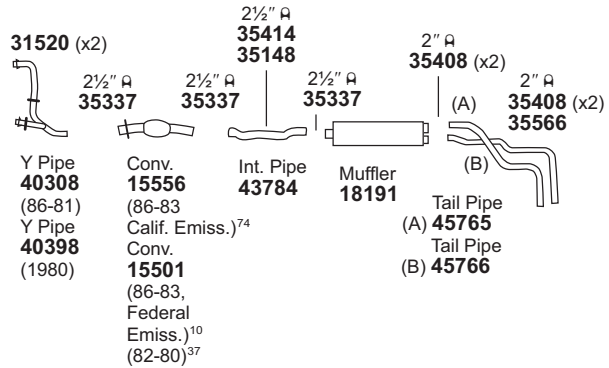
For 22329: SoundFX 18274<sup>511</sup>  
 Univ. SoundFX 17845#  
 Ultra Flo SS 17258<sup>576</sup>  
 Tru-Fit 18124<sup>674</sup>  
 Super Turbo 17749#

**1987-85 6 CYL. C20/C2500, R20/R2500 w/4.3L (12605) ENG. - 131" W.B.**



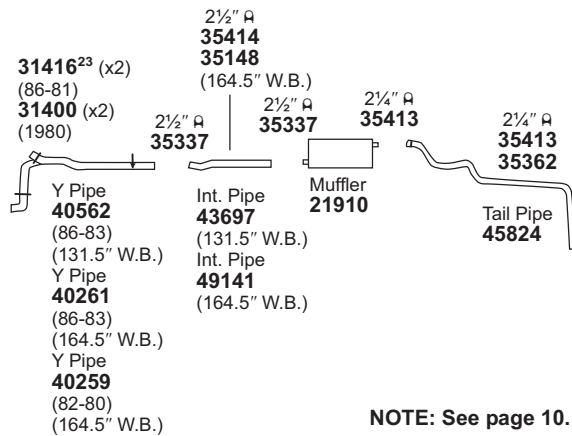
For 15501: Univ. Conv. 15042#  
 For 15556: Univ. Conv. 15146#  
 For 21910: SoundFX 18274  
 Univ. SoundFX 17845  
 Ultra Flo SS 17258<sup>576</sup>  
 Tru-Fit 18124  
 Super Turbo 17749#

**1986-80 8 CYL. C20/C2500 w/5.0L, 5.7L ENG. - 131.5" W.B. DUAL OUTLET w/CONVERTER (12606)**



For 15501: Univ. Conv. 15042#  
 For 15556: Univ. Conv. 15146#  
 For 18191: Tru-Fit 18171<sup>562</sup>  
 Univ. SoundFX 17849

**1986-80 8 CYL. C20/C2500 w/5.7L ENG., 4BBL, HEAVY DUTY, DO NOT USE w/H5D EMISSIONS - 131.5", 164.5" W.B., w/o CONVERTER (12607)**



For 21910: SoundFX 18274  
 Univ. SoundFX 17845  
 Ultra Flo SS 17258<sup>576</sup>  
 Tru-Fit 18124  
 Super Turbo 17749#

NOTE: See page 10.

31400 Gskt.	31416 Gskt.	31520 Gskt.	35148 Brkt.	35358 Brkt.	35362 Brkt.	35566 Brkt.						

NOT LEGAL FOR SALE IN STATE OF CALIFORNIA  
 IN NEW YORK STATE, CONVERTERS LISTED ARE LEGAL FOR FEDERAL/EPA EMISSION VEHICLES ONLY

◆ If welded assembly, replace all required parts.

# Modifications and/or additional parts required.

10 Fits Federal/EPA Emission Vehicles.

23 Also available 31400 asbestos Gasket.

37 Fits All Emissions Vehicles.

74 Fits California/50 State Emission Vehicles.

832 150 If oxygen sensor not used, Plug 35299 is required.

511 Requires 35103 Hanger.

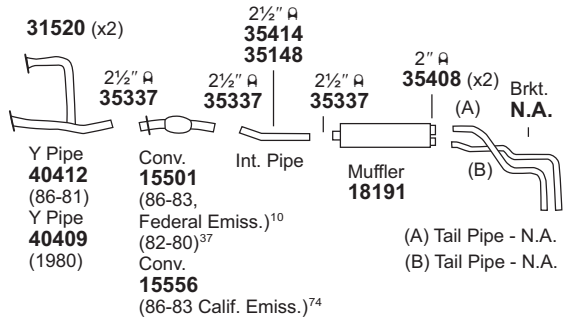
562 Single Outlet Muffler replaces Dual Outlet Muffler. Use pipe designated as "A" tail pipe.

576 For installation instructions and additional parts required, see the Cross Reference Chart in the Master Catalog.

674 May require Bracket.

# LIGHT TRUCK

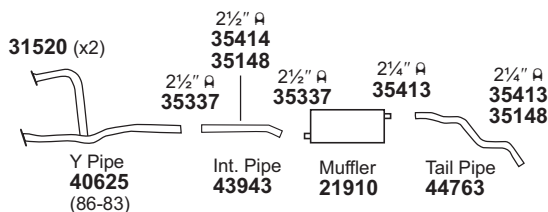
**1986-80 8 CYL. K20/K2500 w/5.0L, 5.7L ENG. - 131.5" W.B., DUAL OUTLET, w/CONVERTER**  
(12608)



For 15501: Univ. Conv. 15042#  
For 15556: Univ. Conv. 15146#  
For 18191: Tru-Fit 18171<sup>562</sup>

Univ. SoundFX 17849

**1986-81 8 CYL. K20/K2500 w/5.7L ENG. - 131.5" W.B. SINGLE OUTLET w/o CONVERTER, DO NOT USE w/FED. EMISSION CONTROL OR H5D EMISSIONS**  
(12609)



NOTE: See page 10.

For 21910: SoundFX 18274  
Univ. SoundFX 17845  
Ultra Flo SS 17258<sup>576</sup>

Tru-Fit 18124  
Super Turbo 17749#

31520 Gskt. 	35148 Brkt. 	35358 Brkt. 																	
--------------------	--------------------	--------------------	--	--	--	--	--	--	--	--	--	--	--	--	--	--	--	--	--

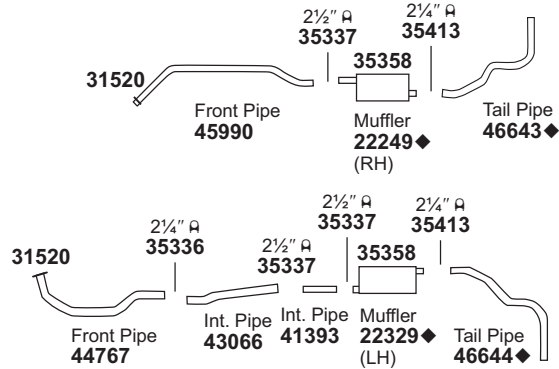
NOT LEGAL FOR SALE IN STATE OF CALIFORNIA  
IN NEW YORK STATE, CONVERTERS LISTED ARE LEGAL FOR FEDERAL/EPA EMISSION VEHICLES ONLY

- ◆ If welded assembly, replace all required parts.
- # Modifications and/or additional parts required.
- 10 Fits Federal/EPA Emission Vehicles.
- 37 Fits All Emissions Vehicles.
- 74 Fits California/50 State Emission Vehicles.
- 511 Requires 35103 Hanger.

- 562 Single Outlet Muffler replaces Dual Outlet Muffler. Use pipe designated as "A" tail pipe.
- 576 For installation instructions and additional parts required, see the Cross Reference Chart in the Master Catalog.
- 674 May require Bracket.

## CHEVROLET/GMC Pickup 3/4 Ton - 2 & 4 W.D.

**1987-84 8 CYL. C20/C2500, R20/R2500 w/6.2L DIESEL ENG. - 131.5" W.B., DUAL EXHAUST**  
(12610)



For 22249: Univ. SoundFX 17831#  
Ultra Flo SS 17258<sup>576</sup>  
Super Turbo 17749#  
For 22329: SoundFX 18274<sup>511</sup>  
Univ. SoundFX 17845#  
Ultra Flo SS 17258<sup>576</sup>  
Tru-Fit 18124<sup>674</sup>  
Super Turbo 17749#

GENERAL INFORMATION

PASSENGER CAR

LIGHT TRUCK

MUFFLER SPECS.

OPTIONAL MUFFLERS

CONVERTER SPECS.

ACCESSORIES

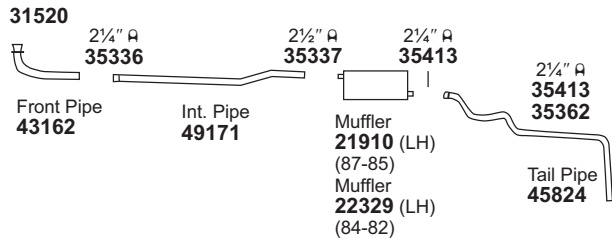
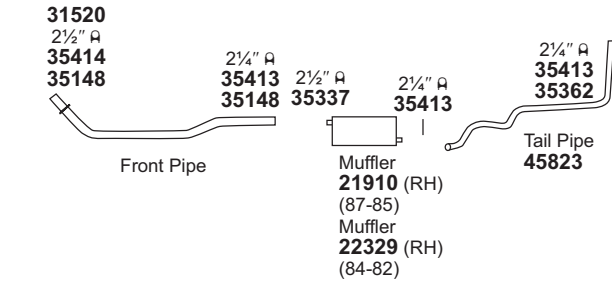
FOOTNOTES

# LIGHT TRUCK

## CHEVROLET/GMC

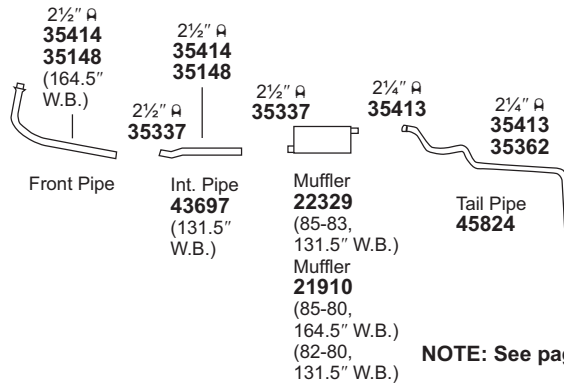
Pickup 3/4 Ton - 2 & 4 W.D.

1987-82 8 CYL. C20/C2500, R20/R2500 w/6.2L DIESEL ENG. - 164.5" W.B. (12611)



- For 21910: SoundFX 18274      Tru-Fit 18124  
Univ. SoundFX 17845      Super Turbo 17749#  
Ultra Flo SS 17258<sup>576</sup>
- For 22329: SoundFX 18274<sup>511</sup>      Tru-Fit 18124<sup>674</sup>  
Univ. SoundFX 17845#      Super Turbo 17749#  
Ultra Flo SS 17258<sup>576</sup>

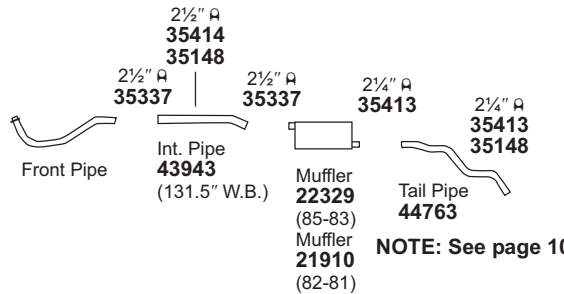
1985-80 6 CYL. C20/C2500 w/4.8L ENG. - 131.5", 164.5" W.B. (BEFORE 1-1-85), w/o CONVERTER DO NOT USE w/FED. EMISSION CONTROL OR H5D EMISSIONS (12612)



NOTE: See page 10.

- For 21910: SoundFX 18274      Tru-Fit 18124  
Univ. SoundFX 17845      Super Turbo 17749#  
Ultra Flo SS 17258<sup>576</sup>
- For 22329: SoundFX 18274<sup>511</sup>      Tru-Fit 18124<sup>674</sup>  
Univ. SoundFX 17845#      Super Turbo 17749#  
Ultra Flo SS 17258<sup>576</sup>

1985-81 6 CYL. K20/K2500 w/4.8L ENG. - 131.5" W.B., (BEFORE 1-1-85) DO NOT USE w/FED. EMISSION CONTROL OR H5D EMISSIONS, w/o CONVERTER (12613)



NOTE: See page 10.

- For 21910: SoundFX 18274      Tru-Fit 18124  
Univ. SoundFX 17845      Super Turbo 17749#  
Ultra Flo SS 17258<sup>576</sup>
- For 22329: SoundFX 18274<sup>511</sup>      Tru-Fit 18124<sup>674</sup>  
Univ. SoundFX 17845#      Super Turbo 17749#  
Ultra Flo SS 17258<sup>576</sup>

31520 Gskt.	35148 Brkt.	35362 Brkt.								

NOT LEGAL FOR SALE IN STATE OF CALIFORNIA  
IN NEW YORK STATE, CONVERTERS LISTED ARE LEGAL FOR FEDERAL/EPA EMISSION VEHICLES ONLY

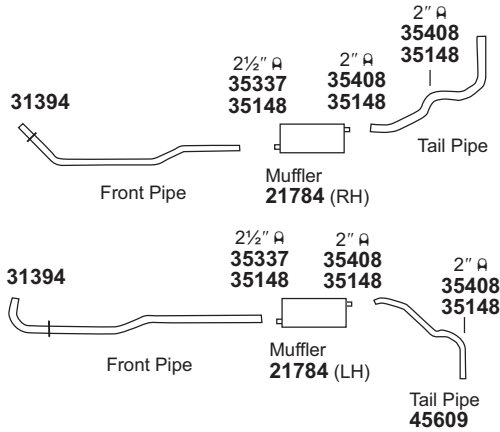
# Modifications and/or additional parts required.  
511 Requires 35103 Hanger.

576 For installation instructions and additional parts required, see the Cross Reference Chart in the Master Catalog.

674 May require Bracket.

# LIGHT TRUCK

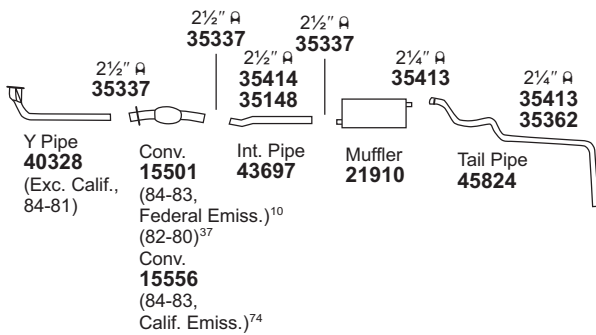
**1985-80 8 CYL. C20/C2500 w/7.4L ENG. - 164.5" W.B. (BEFORE 1-1-85) DO NOT USE w/FED. EMISSION CONTROL OR H5D EMISSIONS**  
(12614)



NOTE: See page 10.

For 21784: SoundFX 18293 Tru-Fit 18120  
Univ. SoundFX 17831 Super Turbo 17749#  
Ultra Flo SS 17258<sup>576</sup> H.D. Muffler 22730 △

**1984-80 6 CYL. C20/C2500 w/4.1L ENG. - 131.5" W.B., w/CONVERTER**  
(12615)

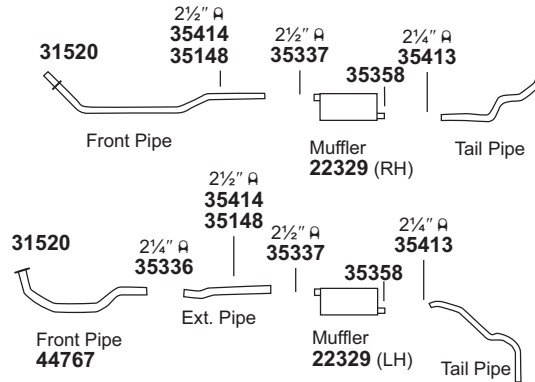


For 15501: Univ. Conv. 15042#  
For 15556: Univ. Conv. 15146#  
For 21910: SoundFX 18274 Tru-Fit 18124  
Univ. SoundFX 17845 Super Turbo 17749#  
Ultra Flo SS 17258<sup>576</sup>

## CHEVROLET/GMC

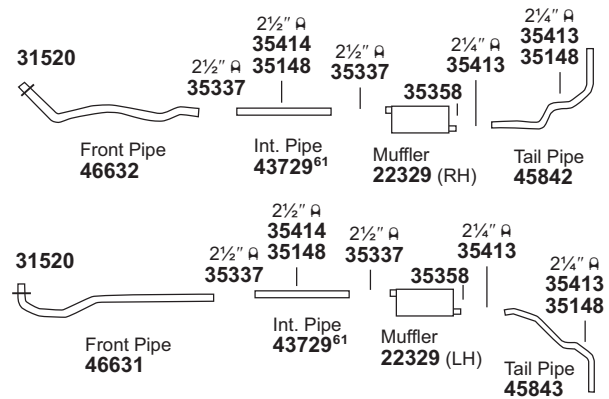
Pickup 3/4 Ton - 2 & 4 W.D.

**1983-82 8 CYL. C20/C2500 w/6.2L DIESEL ENG. - (12616)**  
131.5" W.B.



For 22329: SoundFX 18274<sup>511</sup> Tru-Fit 18124<sup>674</sup>  
Univ. SoundFX 17845# Super Turbo 17749#  
Ultra Flo SS 17258<sup>576</sup>

**1983-82 8 CYL. K20/K2500 w/6.2L DIESEL ENG. - (12617)**  
131.5" W.B.



For 22329: SoundFX 18274<sup>511</sup> Tru-Fit 18124<sup>674</sup>  
Univ. SoundFX 17845# Super Turbo 17749#  
Ultra Flo SS 17258<sup>576</sup>

31394 Gskt.	31520 Gskt.	35148 Brkt.	35358 Brkt.	35362 Brkt.															

NOT LEGAL FOR SALE IN STATE OF CALIFORNIA  
IN NEW YORK STATE, CONVERTERS LISTED ARE LEGAL FOR FEDERAL/EPA EMISSION VEHICLES ONLY

△ H.D. Arc-welded construction, recommended for commercial use.  
# Modifications and/or additional parts required.  
10 Fits Federal/EPA Emission Vehicles.  
37 Fits All Emissions Vehicles.  
61 Cut to fit.

74 Fits California/50 State Emission Vehicles.  
511 Requires 35103 Hanger.  
576 For installation instructions and additional parts required, see the Cross Reference Chart in the Master Catalog.  
674 May require Bracket.

GENERAL INFORMATION

PASSENGER CAR

LIGHT TRUCK

MUFFLER SPECS.

OPTIONAL MUFFLERS

CONVERTER SPECS.

ACCESSORIES

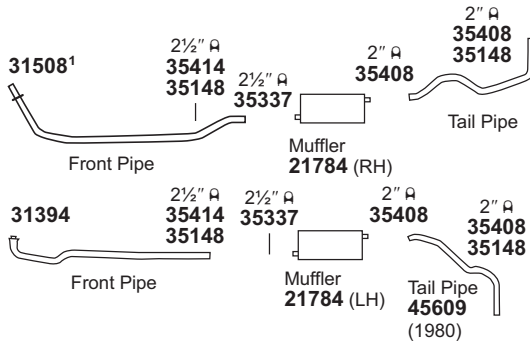
FOOTNOTES

# LIGHT TRUCK

## CHEVROLET/GMC

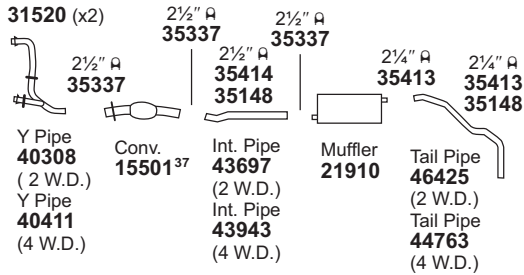
Pickup 3/4 Ton - 2 & 4 W.D.

**1982-80 8 CYL. C20/C2500 w/7.4L ENG. - (12618) 131.5" W.B.**



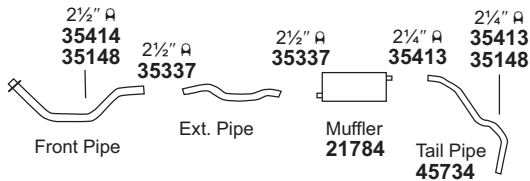
For 21784: SoundFX 18293 Univ. SoundFX 17831 Ultra Flo SS 17258<sup>576</sup> Tru-Fit 18120 Super Turbo 17749# H.D. Muffler 22730 △

**1981 8 CYL. C/K 20/2500 w/5.7L ENG. - 131.5" (12619) W.B., w/CONVERTER**



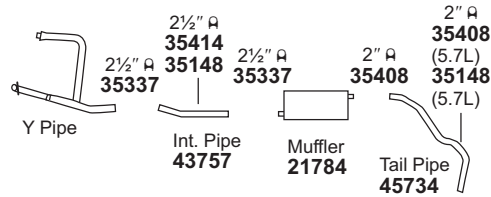
For 15501: Univ. Conv. 15042# For 21910: SoundFX 18274 Univ. SoundFX 17845 Ultra Flo SS 17258<sup>576</sup> Tru-Fit 18124 Super Turbo 17749#

**1980 6 CYL. K20/K2500 w/4.8L (292 C.I.D.) (12620) ENG., w/o CONVERTER**



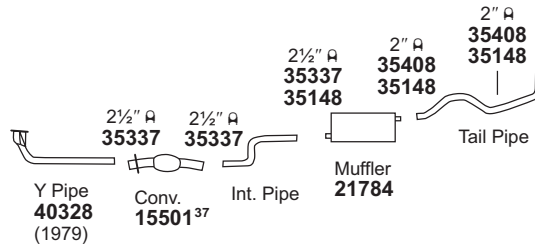
For 21784: SoundFX 18293 Univ. SoundFX 17831 Ultra Flo SS 17258<sup>576</sup> Tru-Fit 18120 Super Turbo 17749# H.D. Muffler 22730 △

**1980 8 CYL. K20/K2500 w/5.7L (350 C.I.D.), (12621) 6.6L (400 C.I.D.) ENG. - 131.5" W.B., w/o CONVERTER**



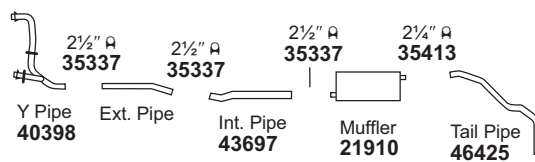
For 21784: SoundFX 18293 Univ. SoundFX 17831 Ultra Flo SS 17258<sup>576</sup> Tru-Fit 18120 Super Turbo 17749# H.D. Muffler 22730 △

**1979-78 6 CYL. C20/C2500 w/4.1L (250 C.I.D.) (12622) ENG.**



For 15501: Univ. Conv. 15042# For 21784: SoundFX 18293 Univ. SoundFX 17831 Ultra Flo SS 17258<sup>576</sup> Tru-Fit 18120 Super Turbo 17749# H.D. Muffler 22730 △

**1979 8 CYL. C20/C2500 CANADIAN MODELS, (12623) w/o CONVERTER (EXC. 164.5" W.B.)**



For 21910: SoundFX 18274 Univ. SoundFX 17845 Ultra Flo SS 17258<sup>576</sup> Tru-Fit 18124 Super Turbo 17749#

31394 Gskt.	31508 Gskt.	31520 Gskt.	35148 Brkt.						

NOT LEGAL FOR SALE IN STATE OF CALIFORNIA  
IN NEW YORK STATE, CONVERTERS LISTED ARE LEGAL FOR FEDERAL/EPA EMISSION VEHICLES ONLY

△ H.D. Arc-welded construction, recommended for commercial use.

# Modifications and/or additional parts required.

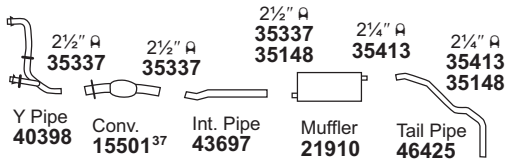
1 Also available 31500 asbestos Gasket.

37 Fits All Emissions Vehicles.

576 For installation instructions and additional parts required, see the Cross Reference Chart in the Master Catalog.

# LIGHT TRUCK

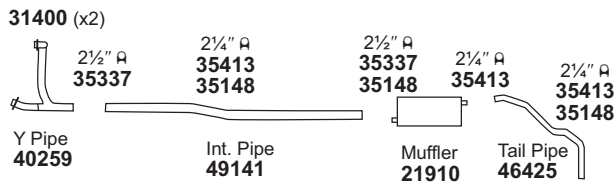
**1979-78 8 CYL. C20/C2500 w/5.0L (305 C.I.D.),  
5.7L (350 C.I.D.) ENG. - 131.5"  
(12624) W.B., w/CONVERTER**



For 15501: Univ. Conv. 15042#  
For 21910: SoundFX 18274  
Univ. SoundFX 17845  
Ultra Flo SS 17258<sup>576</sup>

Tru-Fit 18124  
Super Turbo 17749#

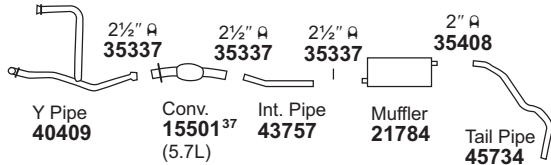
**1979 8 CYL. C20/C2500 w/5.7L (350 C.I.D.)  
(12625) ENG. - 164.5" W.B., w/o  
CONVERTER**



For 21910: SoundFX 18274  
Univ. SoundFX 17845  
Ultra Flo SS 17258<sup>576</sup>

Tru-Fit 18124  
Super Turbo 17749#

**1979 8 CYL. K20/K2500 w/5.7L (350 C.I.D.),  
(12626) 6.6L (400 C.I.D.) ENG. - 131.5"  
W.B.**



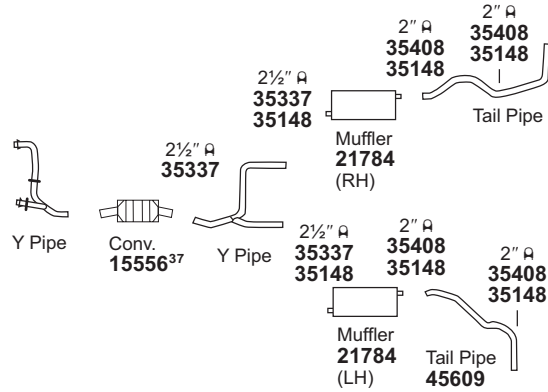
For 15501: Univ. Conv. 15042#  
For 21784: SoundFX 18293  
Univ. SoundFX 17831  
Ultra Flo SS 17258<sup>576</sup>

Tru-Fit 18120  
Super Turbo 17749#  
H.D. Muffler 22730△

## CHEVROLET/GMC

Pickup 3/4 Ton - 2 & 4 W.D.

**1979-78 8 CYL. C20/C2500 w/7.4L (454 C.I.D.)  
(12627) ENG. - 131.5", 164.5" W.B.,  
w/CONVERTER**

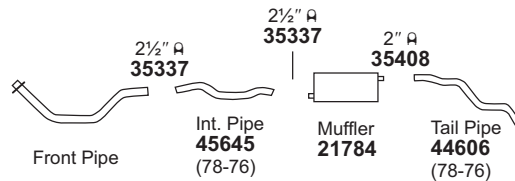


For 15556: Univ. Conv. 15146#  
For 21784: SoundFX 18293  
Univ. SoundFX 17831  
Ultra Flo SS 17258<sup>576</sup>

Tru-Fit 18120  
Super Turbo 17749#  
H.D. Muffler 22730△

**1978-75 6 CYL. K20/K2500 w/4.8L (292 C.I.D.)  
ENG., w/o CONVERTER**

**1976 6 CYL. K20/K2500 w/4.1L (250 C.I.D.)  
(12628) ENG., w/o CONVERTER**



For 21784: SoundFX 18293  
Univ. SoundFX 17831  
Ultra Flo SS 17258<sup>576</sup>

Tru-Fit 18120  
Super Turbo 17749#  
H.D. Muffler 22730△

31400 Gskt. 	35148 Brkt. 																		
--------------------	--------------------	--	--	--	--	--	--	--	--	--	--	--	--	--	--	--	--	--	--

NOT LEGAL FOR SALE IN STATE OF CALIFORNIA  
IN NEW YORK STATE, CONVERTERS LISTED ARE LEGAL FOR FEDERAL/EPA EMISSION VEHICLES ONLY

△ H.D. Arc-welded construction, recommended for commercial use.  
# Modifications and/or additional parts required.  
37 Fits All Emissions Vehicles.

576 For installation instructions and additional parts required, see the Cross Reference Chart in the Master Catalog.

GENERAL  
INFORMATION

PASSENGER  
CAR

LIGHT  
TRUCK

MUFFLER  
SPECS.

OPTIONAL  
MUFFLERS

CONVERTER  
SPECS.

ACCESSORIES

FOOTNOTES

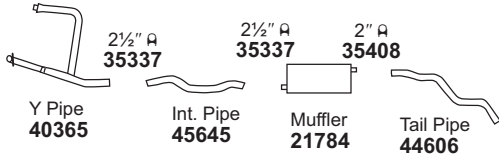
# LIGHT TRUCK

## CHEVROLET/GMC

Pickup 3/4 Ton - 2 & 4 W.D.

**1978 8 CYL. K20/K2500 w/5.0L (305 C.I.D.) ENG., SINGLE EXHAUST, w/o CONVERTER**  
**1978-76 8 CYL. K20/K2500 w/5.7L (350 C.I.D.) ENG., SINGLE EXHAUST, w/o CONVERTER**  
 (12629)

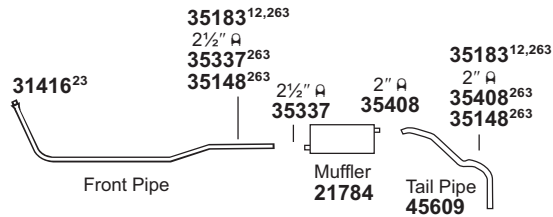
31400 (x2)



For 21784: SoundFX 18293  
 Univ. SoundFX 17831  
 Ultra Flo SS 17258<sup>576</sup>

Tru-Fit 18120  
 Super Turbo 17749#  
 H.D. Muffler 22730 △

**1978-75 6 CYL. C20/C2500 w/4.8L (292 C.I.D.) ENG. - 131.5", 164.5" W.B.**  
 (12631)

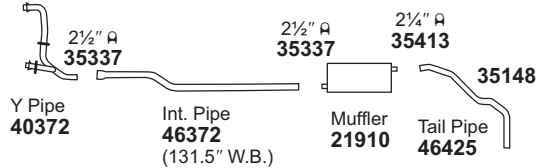


For 21784: SoundFX 18293  
 Univ. SoundFX 17831  
 Ultra Flo SS 17258<sup>576</sup>

Tru-Fit 18120  
 Super Turbo 17749#  
 H.D. Muffler 22730 △

**1978 8 CYL. C20/C2500 w/5.0L (305 C.I.D.), 5.7L (350 C.I.D.) ENG. - 131.5", 164.5" W.B., w/o CONVERTER**  
 (12632)

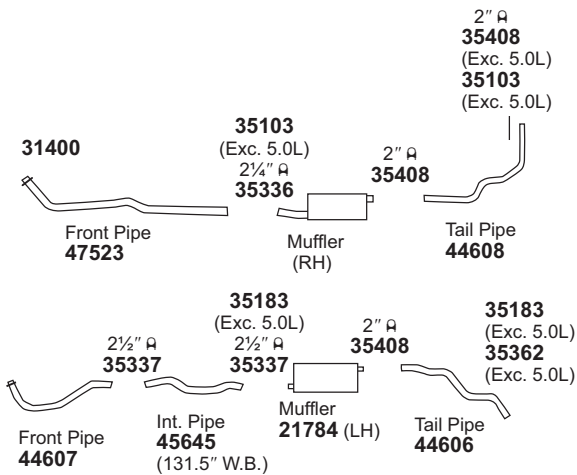
31400 (x2)



For 21910: SoundFX 18274  
 Univ. SoundFX 17845  
 Ultra Flo SS 17258<sup>576</sup>

Tru-Fit 18124  
 Super Turbo 17749#

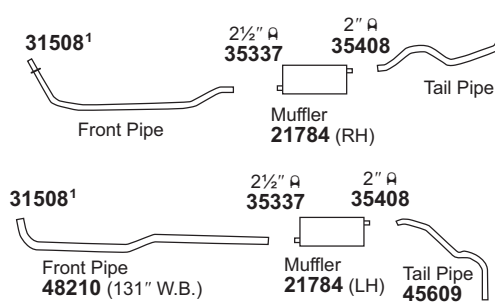
**1978-76 8 CYL. K20/K2500 w/5.7L (350 C.I.D.), 6.6L (400 C.I.D.) ENG., DUAL EXHAUST**  
 (12630)



For 21784: SoundFX 18293  
 Univ. SoundFX 17831  
 Ultra Flo SS 17258<sup>576</sup>

Tru-Fit 18120  
 Super Turbo 17749#  
 H.D. Muffler 22730 △

**1978-75 8 CYL. C20/C2500 w/7.4L (454 C.I.D.) ENG. - 131.5", 164.5" W.B.**  
 (12633)



For 21784: SoundFX 18293  
 Univ. SoundFX 17831  
 Ultra Flo SS 17258<sup>576</sup>

Tru-Fit 18120  
 Super Turbo 17749#  
 H.D. Muffler 22730 △

31400 Gskt.	31416 Gskt.	31508 Gskt.	35103 Hngr.	35148 Brkt.	35183 Insl.	35362 Brkt.													

NOT LEGAL FOR SALE IN STATE OF CALIFORNIA  
 IN NEW YORK STATE, CONVERTERS LISTED ARE LEGAL FOR FEDERAL/EPA EMISSION VEHICLES ONLY

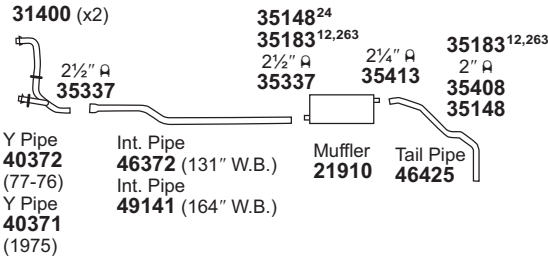
△ H.D. Arc-welded construction, recommended for commercial use.  
 # Modifications and/or additional parts required.  
 1 Also available 31500 asbestos Gasket.  
 838 12 Rivet must be drilled out of O.E. Hanger.

23 Also available 31400 asbestos Gasket.  
 263 1975 only.  
 576 For installation instructions and additional parts required, see the Cross Reference Chart in the Master Catalog.



# LIGHT TRUCK

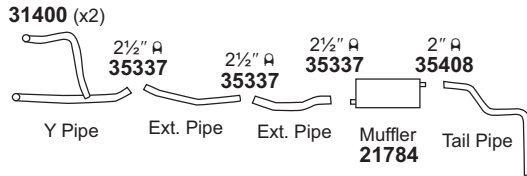
**1977-75 8 CYL. C20/C2500 w/5.7L (350 C.I.D.)  
ENG. (EXC. SUBURBAN) -  
131.5", 164.5" W.B., w/o  
CONVERTER  
(12634)**



For 21910: SoundFX 18274  
Univ. SoundFX 17845  
Ultra Flo SS 17258<sup>576</sup>

Tru-Fit 18124  
Super Turbo 17749#

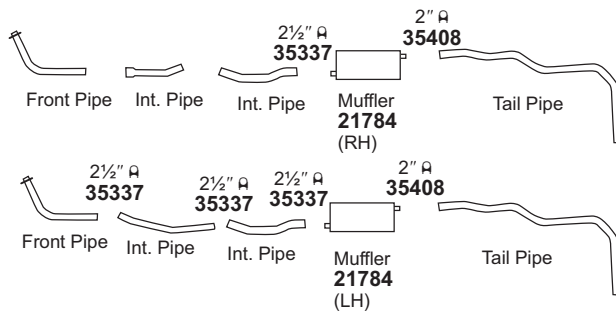
**1975 8 CYL. K20/K2500 w/5.7L (350 C.I.D.)  
ENG.  
(12635)**



For 21784: SoundFX 18293  
Univ. SoundFX 17831  
Ultra Flo SS 17258<sup>576</sup>

Tru-Fit 18120  
Super Turbo 17749#  
H.D. Muffler 22730 △

**1975 8 CYL. K20/K2500 w/6.6L (400 C.I.D.)  
ENG.  
(12636)**



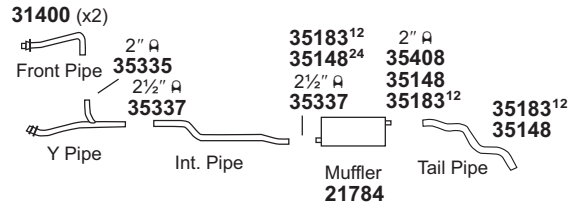
For 21784: SoundFX 18293  
Univ. SoundFX 17831  
Ultra Flo SS 17258<sup>576</sup>

Tru-Fit 18120  
Super Turbo 17749#  
H.D. Muffler 22730 △



## CHEVROLET/GMC Pickup 3/4 Ton - 2 & 4 W.D.

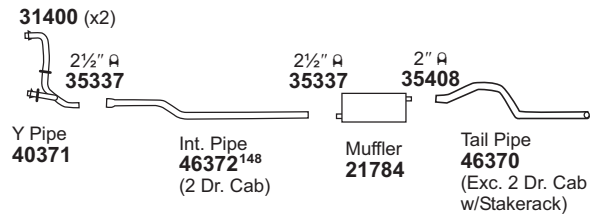
**1974-73 8 CYL. K20/K2500 w/5.0L (307 C.I.D.),  
(12637)  
5.7L (350 C.I.D.) ENG.**



For 21784: SoundFX 18293  
Univ. SoundFX 17831  
Ultra Flo SS 17258<sup>576</sup>

Tru-Fit 18120  
Super Turbo 17749#  
H.D. Muffler 22730 △

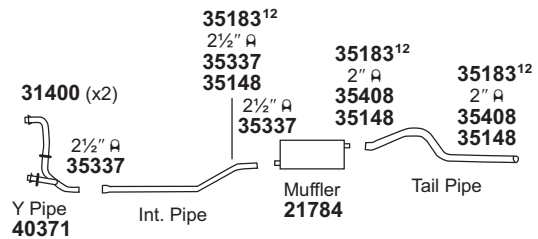
**1974 8 CYL. C20/C2500 w/5.7L (350 C.I.D.)  
ENG.  
(12638)**



For 21784: SoundFX 18293  
Univ. SoundFX 17831  
Ultra Flo SS 17258<sup>576</sup>

Tru-Fit 18120  
Super Turbo 17749#  
H.D. Muffler 22730 △

**1973 8 CYL. C20/C2500 w/5.0L (307 C.I.D.),  
(12639)  
5.7L (350 C.I.D.) ENG.**



For 21784: SoundFX 18293  
Univ. SoundFX 17831  
Ultra Flo SS 17258<sup>576</sup>

Tru-Fit 18120  
Super Turbo 17749#  
H.D. Muffler 22730 △

GENERAL  
INFORMATION

PASSENGER  
CAR

LIGHT  
TRUCK

MUFFLER  
SPECS.

OPTIONAL  
MUFFLERS

CONVERTER  
SPECS.

ACCESSORIES

FOOTNOTES

NOT LEGAL FOR SALE IN STATE OF CALIFORNIA  
IN NEW YORK STATE, CONVERTERS LISTED ARE LEGAL FOR FEDERAL/EPA EMISSION VEHICLES ONLY

△ H.D. Arc-welded construction, recommended for commercial use.  
# Modifications and/or additional parts required.  
12 Rivet must be drilled out of O.E. Hanger.  
24 Requires 35337 (2 1/2") Clamp.

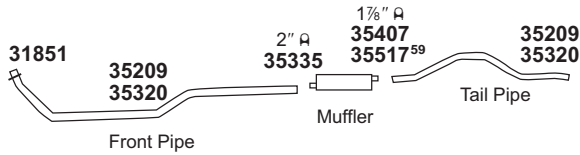
148 Cut 14" off Outlet for 2 Dr. Cab w/Stakerack Body.  
263 1975 only.  
576 For installation instructions and additional parts required, see the Cross Reference Chart in the Master Catalog.

# LIGHT TRUCK

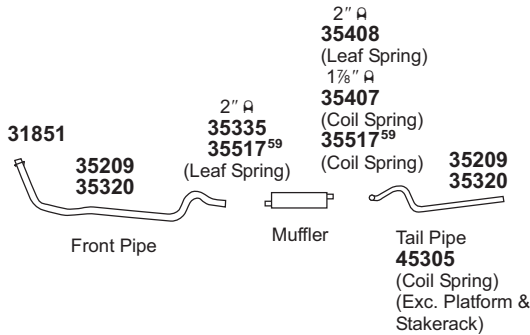
## CHEVROLET/GMC

Pickup 3/4 Ton - 2 & 4 W.D.

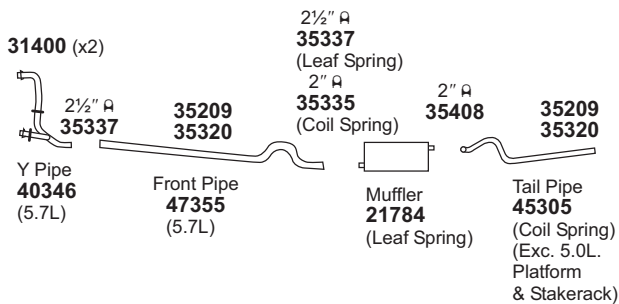
1972-71 6 CYL. C20/C2500 - 133" W.B.  
(12640)



1972-71 6 CYL. C20/C2500 w/COIL & LEAF SPRINGS - 127" W.B.  
(12641)



1972-71 8 CYL. C20/C2500 w/5.0L (307 C.I.D.), 5.7L (350 C.I.D.) ENG. - 127" W.B.  
(12642)

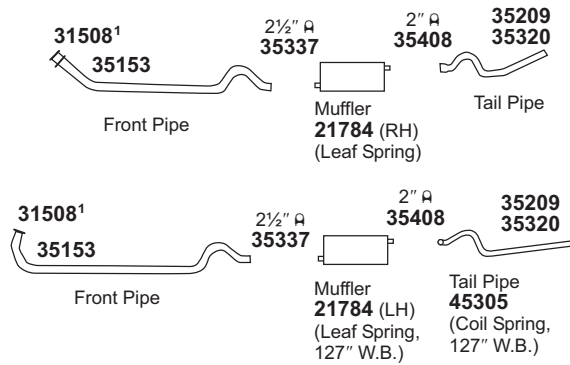


For 21784: SoundFX 18293  
Univ. SoundFX 17831  
Ultra Flo SS 17258<sup>576</sup>

Tru-Fit 18120  
Super Turbo 17749#  
H.D. Muffler 22730 △

31400 Gskt.	31508 Gskt.	31851 Flng.	35153 Bush.	35209 Hngr.	35320 Clmp.	35458 Hngr.	35517 Hngr.						

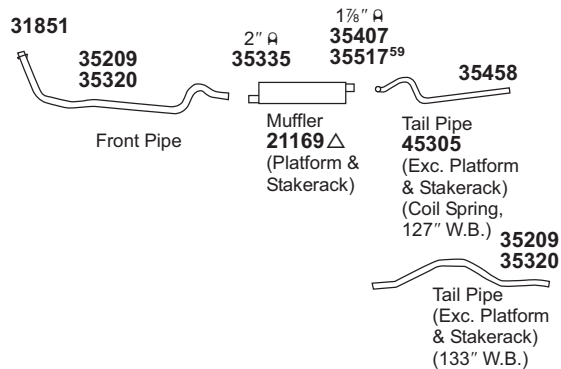
1972 8 CYL. C20/C2500 w/6.6L (400 C.I.D.)  
(12643) ENG. - 127"-133" W.B.



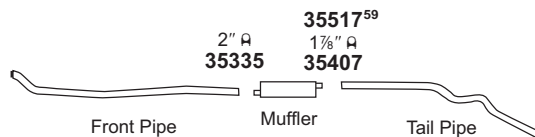
For 21784: SoundFX 18293  
Univ. SoundFX 17831  
Ultra Flo SS 17258<sup>576</sup>

Tru-Fit 18120  
Super Turbo 17749#  
H.D. Muffler 22730 △

1970-69 6 CYL. C20/C2500 - 127"-133" W.B.  
(12644)



1970-67 6 CYL. K20/K2500  
(12645)



NOT LEGAL FOR SALE IN STATE OF CALIFORNIA  
IN NEW YORK STATE, CONVERTERS LISTED ARE LEGAL FOR FEDERAL/EPA EMISSION VEHICLES ONLY

△ H.D. Arc-welded construction, recommended for commercial use.

# Modifications and/or additional parts required.

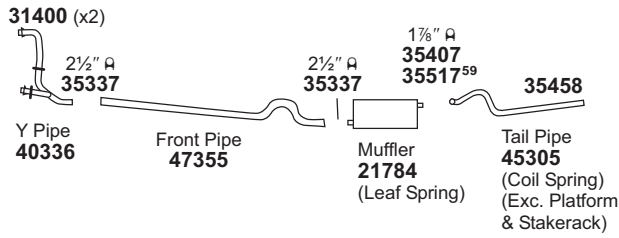
1 Also available 31500 asbestos Gasket.

59 Also available 35209 Universal Hanger.

576 For installation instructions and additional parts required, see the Cross Reference Chart in the Master Catalog.

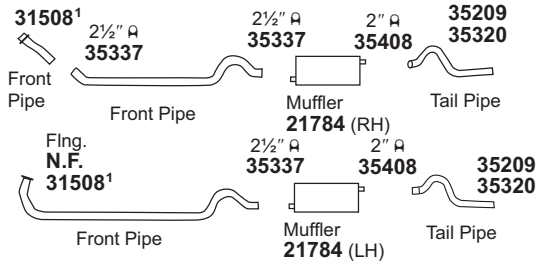
# LIGHT TRUCK

**1970-69 8 CYL. C20/C2500 w/5.7L (350 C.I.D.) (12646) ENG. - 127" W.B.**



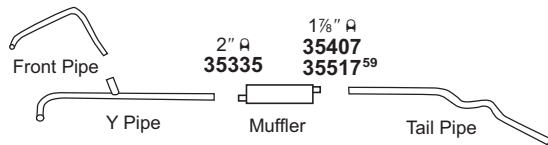
For 21784: SoundFX 18293 Univ. SoundFX 17831 Ultra Flo SS 17258<sup>576</sup> Tru-Fit 18120 Super Turbo 17749# H.D. Muffler 22730 Δ

**1970 8 CYL. C20/C2500 w/6.6L ENG. - 127", 133" W.B.**  
**1969 8 CYL. C20/C2500 w/6.5L (396 C.I.D.) (12647) ENG. - 127", 133" W.B.**

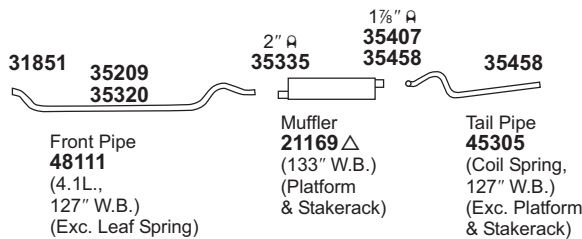


For 21784: SoundFX 18293 Univ. SoundFX 17831 Ultra Flo SS 17258<sup>576</sup> Tru-Fit 18120 Super Turbo 17749# H.D. Muffler 22730 Δ

**1968 8 CYL. CHEVROLET K20 w/5.0L (307 C.I.D.) ENG. - 127" W.B.**



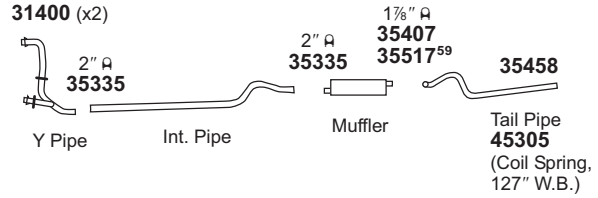
**1968-67 6 CYL. CHEVROLET C20-127", 133" W.B. (12649)**



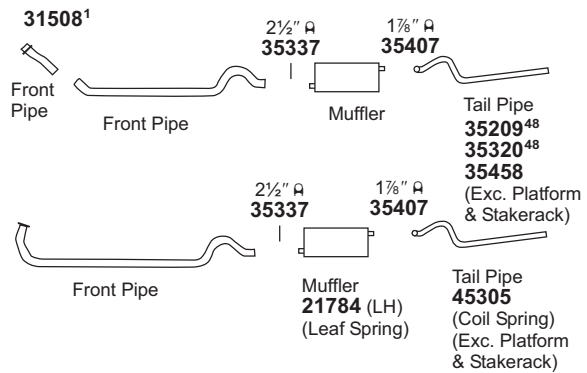
31400 Gskt.	31508 Gskt.	31851 Flng.	35209 Hngr.	35320 Clmp.	35458 Hngr.	35517 Hngr.

## CHEVROLET/GMC Pickup 3/4 Ton - 2 & 4 W.D.

**1968 8 CYL. CHEVROLET C20 (EXC. PANEL & SUB.) w/5.0L (307 C.I.D.) ENG. - 127" W.B. (12650)**

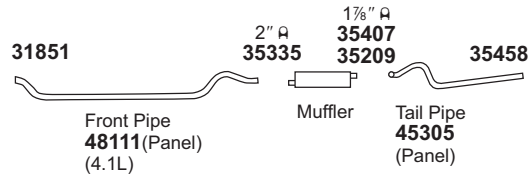


**1968 8 CYL. CHEVROLET C20 w/6.5L (396 C.I.D.) ENG. - 127" W.B. (12651)**

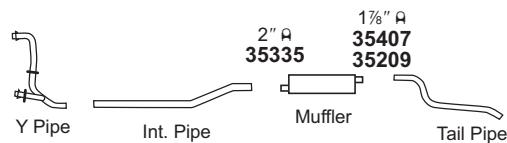


For 21784: SoundFX 18293 Univ. SoundFX 17831 Ultra Flo SS 17258<sup>576</sup> Tru-Fit 18120 Super Turbo 17749# H.D. Muffler 22730 Δ

**1968-67 6 CYL. GMC CS2590-127" W.B. (12652)**



**1968-67 8 CYL. GMC KE2590 w/4.6L (283 C.I.D.), 5.0L (307 C.I.D.) ENG. (EXC. PANEL & SUB) (12653)**



GENERAL INFORMATION

PASSENGER CAR

LIGHT TRUCK

MUFFLER SPECS.

OPTIONAL MUFFLERS

CONVERTER SPECS.

ACCESSORIES

FOOTNOTES

NOT LEGAL FOR SALE IN STATE OF CALIFORNIA  
 IN NEW YORK STATE, CONVERTERS LISTED ARE LEGAL FOR FEDERAL/EPA EMISSION VEHICLES ONLY

Δ H.D. Arc-welded construction, recommended for commercial use.

# Modifications and/or additional parts required.

1 Also available 31500 asbestos Gasket.

48 W/RR. Leaf Spring.

59 Also available 35209 Universal Hanger.

576 For installation instructions and additional parts required, see the Cross Reference Chart in the Master Catalog.

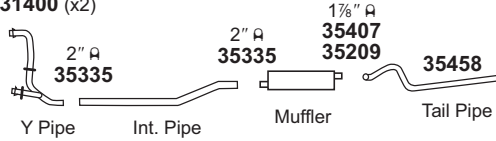
# LIGHT TRUCK

## CHEVROLET/GMC

Pickup 3/4 Ton - 2 & 4 W.D.

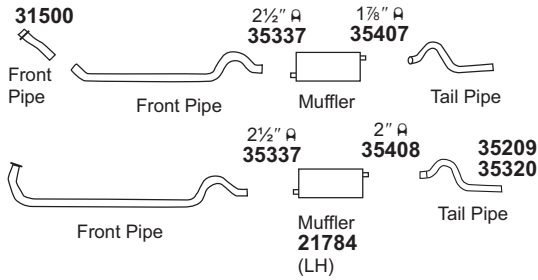
**1968-67 8 CYL. GMC CE2590 w/4.6L (283 C.I.D.), 5.0L (307 C.I.D.) ENG. (EXC. PANEL & SUB.)**  
(12654)

31400 (x2)



**1968-67 8 CYL. GMC CE2590 w/6.5L (396 C.I.D.) ENG.**  
(12655)

31500

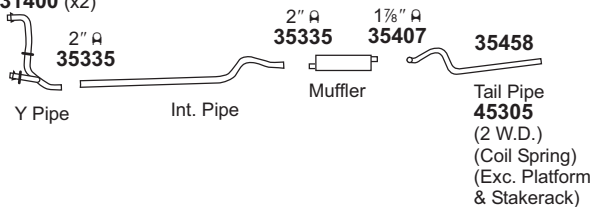


For 21784: SoundFX 18293  
Univ. SoundFX 17831  
Ultra Flo SS 17258<sup>576</sup>

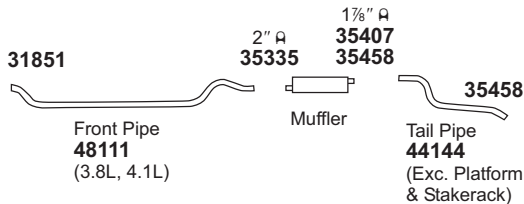
Tru-Fit 18120  
Super Turbo 17749#  
H.D. Muffler 22730 Δ

**1967 8 CYL. CHEVROLET C20/K20 w/4.6L (283 C.I.D.) ENG. - 127" W.B.**  
(12656)

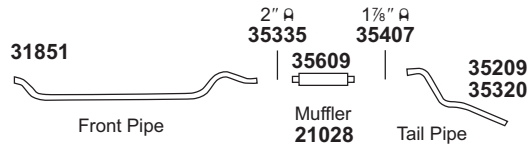
31400 (x2)



**1966-63 6 CYL. CHEVROLET C20, C25 w/3.8L (230 C.I.D.), 4.1L (250 C.I.D.), 4.8L (292 C.I.D.) ENG.**  
(12657)



**1966-64 6 CYL. CHEVROLET C20, C25 3/4 TON (12658)**

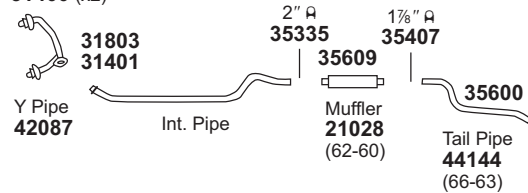


For 21028: H.D. Muffler 21169 Δ

**1966-63 8 CYL. CHEVROLET C20, C25 4.6L (283 C.I.D.) ENG.**

**1962-60 8 CYL. CHEVROLET C20, C25 - 127" W.B.**  
(12659)

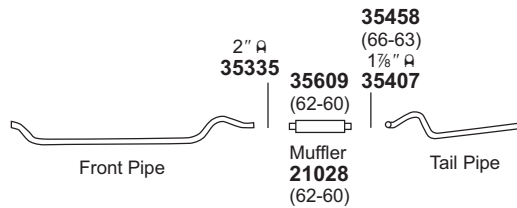
31400 (x2)



For 21028: H.D. Muffler 21169 Δ

**1966-63 6 CYL. CHEVROLET K20, K25 w/3.8L (230 C.I.D.), 4.1L (250 C.I.D.), 4.8L (292 C.I.D.) ENG. - 127" W.B.**

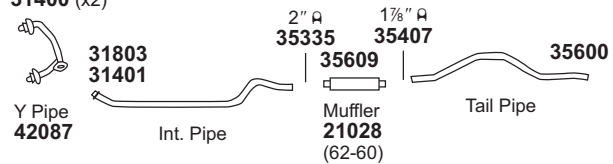
**1962-60 6 CYL. CHEVROLET K20, K25 - 127" W.B.**  
(12660)



For 21028: H.D. Muffler 21169 Δ

**1966-60 8 CYL. CHEVROLET K20, K25 w/4.6L (283 C.I.D.) ENG. - 127" W.B.**  
(12661)

31400 (x2)



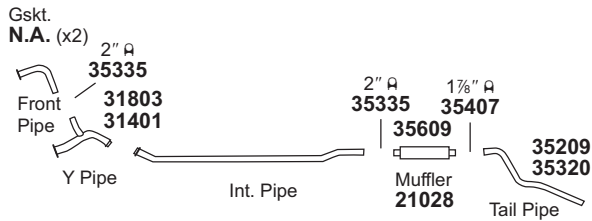
For 21028: H.D. Muffler 21169 Δ

31400 Gskt.	31401 Gskt.	31500 Gskt.	31803 Flng.	31851 Flng.	35209 Hngr.	35320 Clmp.	35458 Hngr.	35600 Hngr.	35609 Hngr.						

NOT LEGAL FOR SALE IN STATE OF CALIFORNIA  
IN NEW YORK STATE, CONVERTERS LISTED ARE LEGAL FOR FEDERAL/EPA EMISSION VEHICLES ONLY

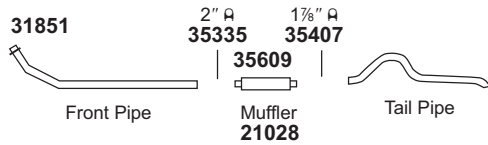
# LIGHT TRUCK

**1963-61 V6 CYL. GMC C20/C2500 3/4 TON (12662)**



For 21028: H.D. Muffler 21169△

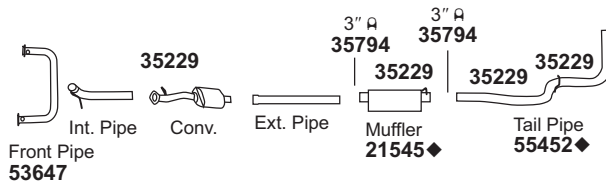
**1962-60 6 CYL. CHEVROLET C20, C25 - 127" W.B. (12663)**



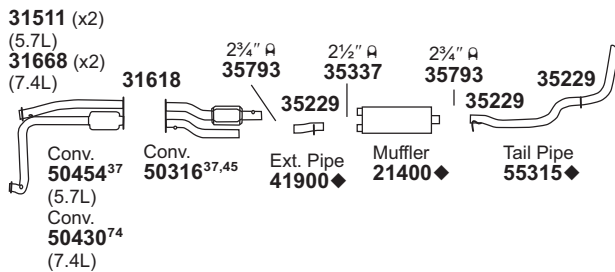
For 21028: H.D. Muffler 21169△

## CHEVROLET/GMC Pickup 1 Ton - 2 & 4 W.D.

**2002-01 8 CYL. C3500 HD w/6.5L ENG. CHASSIS CAB (12664)**  
**2000-96 8 CYL. C3500 w/6.5L ENG., CHASSIS CAB (12664)**



**2000-96 8 CYL. C/K3500 w/5.7L, 7.4L ENG. - 131.5" W.B., UNDER 15,000 G.V.W.R. (12665)**

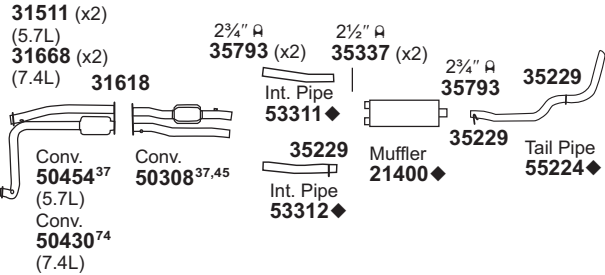


For 21400: SoundFX 18906  
 For 50316: Univ. Conv. 93238#  
 For 50430: Univ. Conv. 93239#

31401 Gskt.	31511 Gskt.	31618 Gskt.	31668 Gskt.	31803 Flng.	31851 Flng.	35209 Hngr.	35229 Insl.	35320 Clmp.	35609 Hngr.				
----------------	----------------	----------------	----------------	----------------	----------------	----------------	----------------	----------------	----------------	--	--	--	--

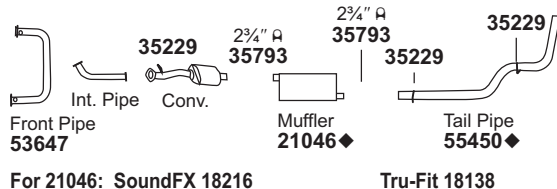
## CHEVROLET/GMC Pickup 1 Ton - 2 & 4 W.D.

**2000-96 8 CYL. C/K3500 w/5.7L, 7.4L ENG. - 155.5" W.B., UNDER 15,000 G.V.W.R. (12666)**



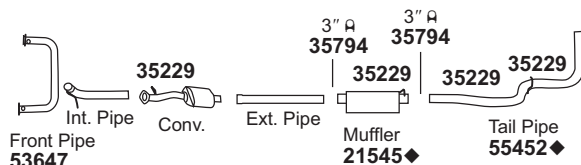
For 21400: SoundFX 18906  
 For 50308: Univ. Conv. 93239#  
 For 50430: Univ. Conv. 93239#

**2000-98 8 CYL. C/K3500 w/6.5L ENG., UNDER 10,000 G.V.W.R. (12667)**



For 21046: SoundFX 18216 Tru-Fit 18138

**2000 8 CYL. K3500 w/6.5L ENG., CHASSIS CAB - 135.5", 159.5" W.B., OVER 10,000 G.V.W.R. (12668)**



NOT LEGAL FOR SALE IN STATE OF CALIFORNIA

IN NEW YORK STATE, CONVERTERS LISTED ARE LEGAL FOR FEDERAL/EPA EMISSION VEHICLES ONLY

- ◆ If welded assembly, replace all required parts.
- △ H.D. Arc-welded construction, recommended for commercial use.
- # Modifications and/or additional parts required.
- 37 Fits All Emissions Vehicles.

- 45 OE exhaust system is completely welded. Additional adapters and cutting the OE pipes may be required to complete installation. Only failed Converters may be replaced.
- 74 Fits California/50 State Emission Vehicles.

GENERAL INFORMATION

PASSENGER CAR

LIGHT TRUCK

MUFFLER SPECS.

OPTIONAL MUFFLERS

CONVERTER SPECS.

ACCESSORIES

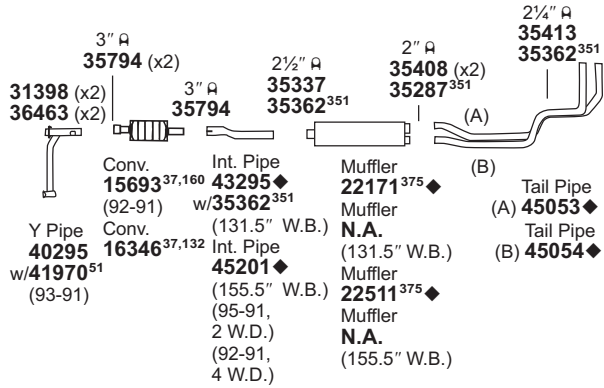
FOOTNOTES

# LIGHT TRUCK

## CHEVROLET/GMC

Pickup 1 Ton - 2 & 4 W.D.

**1995-91 8 CYL. C/K 3500 w/5.7L ENG. - 131.5", 155.5" W.B., w/2 1/2" MUFLER INLET, w/CONVERTER**  
(12669)

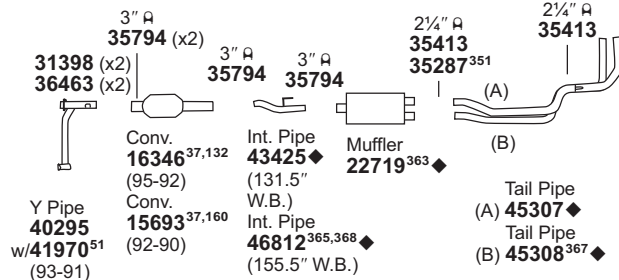


**NOTE:** If muffler has removable shield, reuse O.E. shield w/35564 strap clamp. If not reuseable, use 35569 shield w/(2) 35564 strap clamps.

**DYNOMAX** SYSTEM AVAILABLE, See DynoMax Catalog

- For 15693: Univ. Conv. 15043#
- For 16346: Univ. Conv. 15103#
- For 22171: SoundFX 18337      Tru-Fit 18177<sup>562</sup>  
Univ. SoundFX 17849#      Super Turbo 17761<sup>576</sup>  
H.D. Muffler 22732△
- For 22511: SoundFX 18344      Tru-Fit 18133#  
Univ. SoundFX 17849#      Super Turbo 17761<sup>576</sup>  
H.D. Muffler 22732△

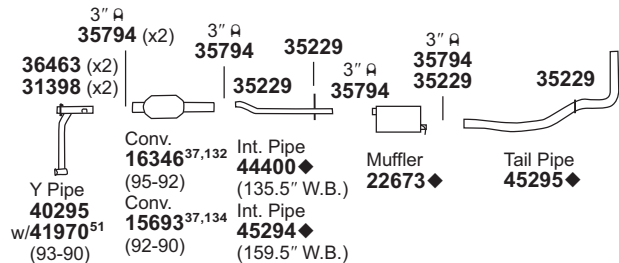
**1995-90 8 CYL. C30/C3500 w/5.7L ENG. - 131.5", 155.5" W.B., w/3" MUFLER INLET, w/CONVERTER**  
(12670)



**NOTE:** Muffler requires 35567 heat shield with (2) 35564 strap clamps.

- For 15693: Univ. Conv. 15043#
- For 16346: Univ. Conv. 15103#
- For 22719: SoundFX 18202      Tru-Fit 18133<sup>505</sup>  
Univ. SoundFX 17195

**1995-90 8 CYL. C/K 3500 CHASSIS CAB MODELS w/5.7L ENG. - 135.5", 159.5" W.B., UNDER 15,000 G.V.W.R., w/CONVERTER**  
(12671)



- For 15693: Univ. Conv. 15043#
- For 16346: Univ. Conv. 15103#
- For 22673: SoundFX 18354

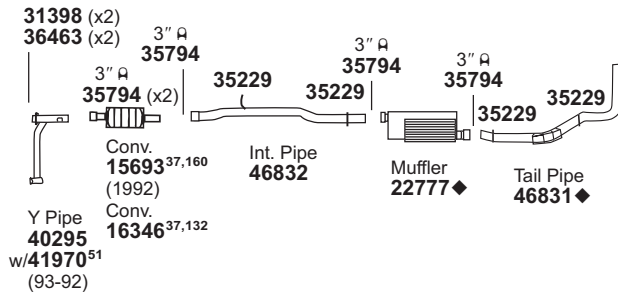
31398 Gskt.	35229 Insl.	35287 Brkt.	35362 Brkt.	36463 Sprgs.						

**NOT LEGAL FOR SALE IN STATE OF CALIFORNIA  
IN NEW YORK STATE, CONVERTERS LISTED ARE LEGAL FOR FEDERAL/EPA EMISSION VEHICLES ONLY**

- ◆ If welded assembly, replace all required parts.
- △ H.D. Arc-welded construction, recommended for commercial use.
- # Modifications and/or additional parts required.
- 37 Fits All Emissions Vehicles.
- 51 Both parts required.
- 132 Up to 11,000 G.V.W.R.
- 134 Up to 9,000 G.V.W.R.
- 160 Up to 8500 G.V.W.R.
- 351 Replaces O.E. Bracket.
- 363 Replacement requires Intermediate Pipe.
- 365 Replacement requires Muffler.
- 367 Requires (1) 35413 (2 1/4") Clamp to attach to outer Pipe.
- 368 O.E. Bracket not required.
- 375 Regular Duty Muffler.
- 505 Requires 35567 Shield & (2) 35564 Straps.
- 562 Single Outlet Muffler replaces Dual Outlet Muffler. Use pipe designated as "A" tail pipe.
- 576 For installation instructions and additional parts required, see the Cross Reference Chart in the Master Catalog.

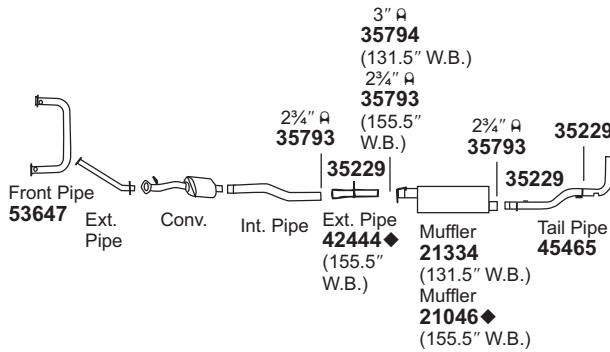
# LIGHT TRUCK

**1995-92 8 CYL. C/K 3500 w/5.7L ENG. - (12672) 168.5" W.B.**



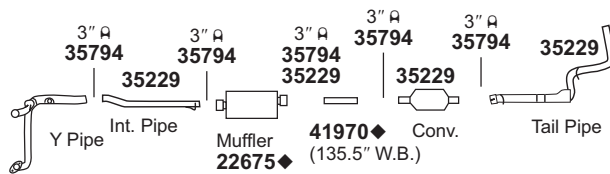
For 15693: Univ. Conv. 15043#  
For 16346: Univ. Conv. 15103#

**1995-94 8 CYL. C/K 3500 w/6.5L TURBO DIESEL ENG. - (12673) 131.5", 155.5" W.B.**



For 21046: SoundFX 18216 Tru-Fit 18138

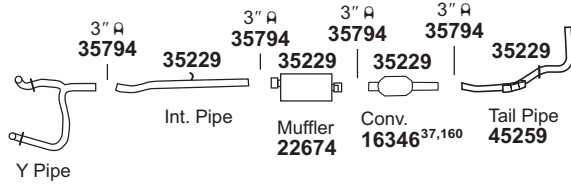
**1995-94 8 CYL. C30/C3500 CHASSIS CAB w/7.4L ENG. - (12674) 135.5", 159.5" W.B. w/15,000 G.V.W.R. (2ND DESIGN)**



31398 Gskt. 	35229 Insl. 	35287 Brkt. 	36463 Sprgs. 
--------------------	--------------------	--------------------	---------------------

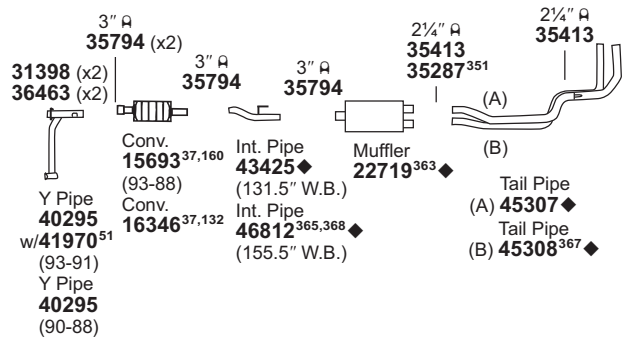
## CHEVROLET/GMC Pickup 1 Ton - 2 & 4 W.D.

**1995-92 8 CYL. C/K 3500 CREW CAB MODELS w/7.4L ENG. - (12675) 168.5" W.B., w/CONVERTER**



For 16346: Univ. Conv. 15103#

**1995-88 8 CYL. K30/K3500 w/5.7L ENG. - (12676) 131.5", 155.5" W.B., w/3" MUFFLER INLET, w/CONVERTER**



**NOTE: Muffler requires 35567 heat shield with (2) 35564 strap clamps.**

For 15693: Univ. Conv. 15043#

For 16346: Univ. Conv. 15103#

For 22719: SoundFX 18202 Univ. SoundFX 17195

Tru-Fit 18133<sup>505</sup>

NOT LEGAL FOR SALE IN STATE OF CALIFORNIA

IN NEW YORK STATE, CONVERTERS LISTED ARE LEGAL FOR FEDERAL/EPA EMISSION VEHICLES ONLY

- ♦ If welded assembly, replace all required parts.
- # Modifications and/or additional parts required.
- 37 Fits All Emissions Vehicles.
- 51 Both parts required.
- 132 Up to 11,000 G.V.W.R.
- 160 Up to 8500 G.V.W.R.

- 351 Replaces O.E. Bracket.
- 363 Replacement requires Intermediate Pipe.
- 365 Replacement requires Muffler.
- 367 Requires (1) 35413 (2 1/4") Clamp to attach to outer Pipe.
- 368 O.E. Bracket not required.
- 505 Requires 35567 Shield & (2) 35564 Straps.

GENERAL INFORMATION

PASSENGER CAR

LIGHT TRUCK

MUFFLER SPECS.

OPTIONAL MUFFLERS

CONVERTER SPECS.

ACCESSORIES

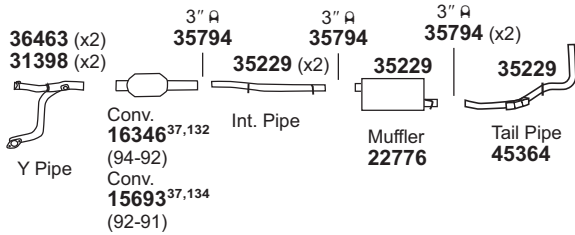
FOOTNOTES

# LIGHT TRUCK

## CHEVROLET/GMC

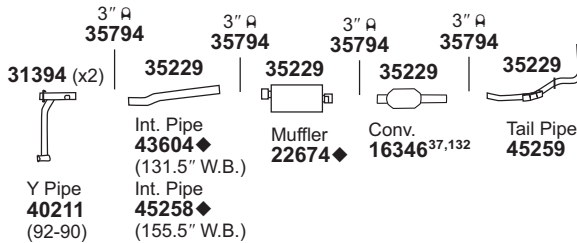
Pickup 1 Ton - 2 & 4 W.D.

**1994-91 8 CYL. C30/C3500 w/5.7L ENG. - 135.5", 159.5", 183.5" W.B., w/15,000 G.V.W.R. (12677)**



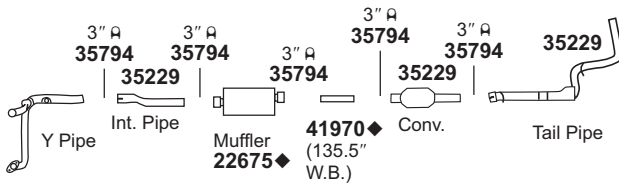
For 15693: Univ. Conv. 15043#  
For 16346: Univ. Conv. 15103#

**1994-90 8 CYL. C/K 3500 w/7.4L ENG. - 131.5", 155.5" W.B., w/CONVERTER (12678)**



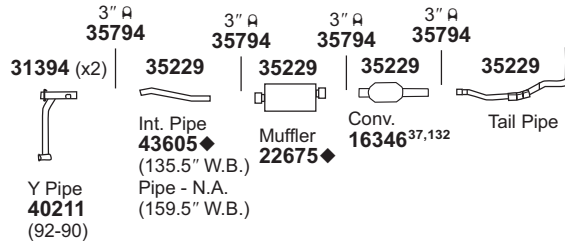
For 16346: Univ. Conv. 15103#

**1994-91 8 CYL. C30/C3500 w/7.4L ENG. - 135.5", 159.5", 183.5" W.B., w/15,000 G.V.W.R. (1ST DESIGN, 1994) (12679)**



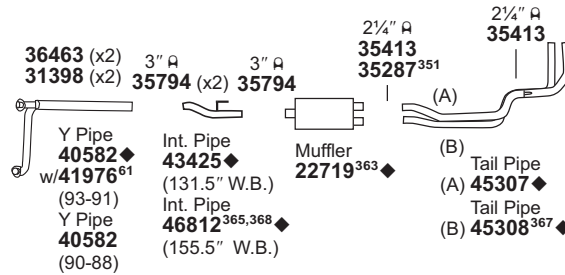
31394 Gskt.	31398 Gskt.	35229 Insl.	35287 Brkt.	36463 Sprgs.					

**1994-90 8 CYL. C/K 3500 CHASSIS CAB MODELS w/7.4L ENG. - 135.5", 159.5" W.B., UNDER 15,000 G.V.W.R., w/CONVERTER (12680)**



For 16346: Univ. Conv. 15103#

**1993-88 8 CYL. C/K 3500 w/6.2L DIESEL ENG. - 131.5", 155.5" W.B., w/3" MUFFLER INLET (12681)**

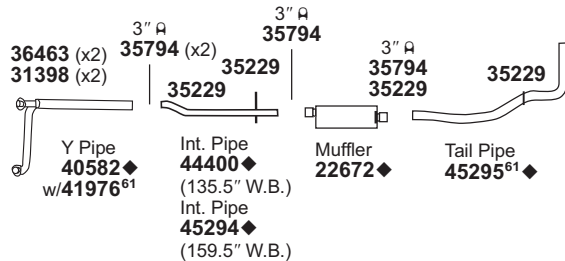


**NOTE: Muffler requires 35567 heat shield with (2) 35564 strap clamps.**

For 22719: SoundFX 18202 Univ. SoundFX 17195

Tru-Fit 18133<sup>505</sup>

**1993-90 8 CYL. C/K 3500 CHASSIS CAB MODELS w/6.2L DIESEL ENG. - 135.5", 159.5" W.B. (12682)**



NOT LEGAL FOR SALE IN STATE OF CALIFORNIA

IN NEW YORK STATE, CONVERTERS LISTED ARE LEGAL FOR FEDERAL/EPA EMISSION VEHICLES ONLY

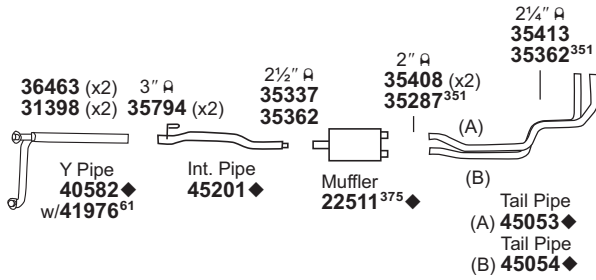
- ◆ If welded assembly, replace all required parts.
- # Modifications and/or additional parts required.
- 37 Fits All Emissions Vehicles.
- 61 Cut to fit.
- 132 Up to 11,000 G.V.W.R.
- 134 Up to 9,000 G.V.W.R.

- 351 Replaces O.E. Bracket.
- 363 Replacement requires Intermediate Pipe.
- 365 Replacement requires Muffler.
- 367 Requires (1) 35413 (2 1/4") Clamp to attach to outer Pipe.
- 368 O.E. Bracket not required.
- 505 Requires 35567 Shield & (2) 35564 Straps.



# LIGHT TRUCK

**1993-91 8 CYL. C/K 3500 w/6.2L DIESEL ENG. - 155.5" W.B., w/2 1/2" MUFFLER INLET**  
(12683)



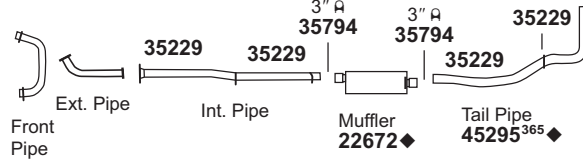
For 22511: SoundFX 18344  
Univ. SoundFX 17849#  
H.D. Muffler 22732△

Tru-Fit 18133#  
Super Turbo 17761<sup>576</sup>

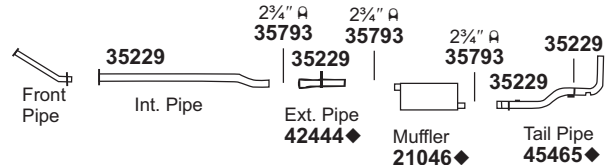
## CHEVROLET/GMC

Pickup 1 Ton - 2 & 4 W.D.

**1993-92 8 CYL. C/K 3500 w/6.5L TURBO DIESEL ENG. - 135.5", 159.5" W.B. (EXC. 15,000 G.V.W.R.), SINGLE OUTLET**  
(12685)



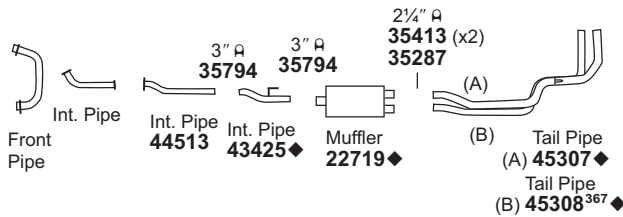
**1993 8 CYL. C/K 3500 w/6.5L TURBO DIESEL ENG. - 155.5", 168.5" W.B.**  
(12686)



For 21046: SoundFX 18216

Tru-Fit 18138

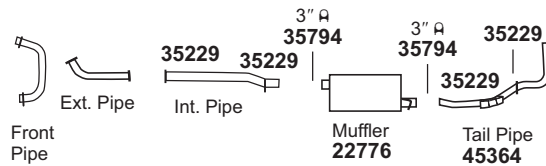
**1993-92 8 CYL. C/K 3500 w/6.5L TURBO DIESEL ENG. - 131.5" W.B., w/15,000 G.V.W.R., DUAL OUTLET**  
(12684)



For 22719: SoundFX 18202  
Univ. SoundFX 17195

Tru-Fit 18133<sup>505</sup>

**1993-92 8 CYL. C30/C3500 w/6.5L TURBO DIESEL - 135.5", 159.5", 183.5" W.B., w/15,000 G.V.W.R., SINGLE OUTLET**  
(12687)



31398 Gskt.	35229 Insl.	35287 Brkt.	35362 Brkt.	36463 Sprgs.															

**NOT LEGAL FOR SALE IN STATE OF CALIFORNIA  
IN NEW YORK STATE, CONVERTERS LISTED ARE LEGAL FOR FEDERAL/EPA EMISSION VEHICLES ONLY**

- ◆ If welded assembly, replace all required parts.
- △ H.D. Arc-welded construction, recommended for commercial use.
- # Modifications and/or additional parts required.
- 61 Cut to fit.
- 351 Replaces O.E. Bracket.
- 365 Replacement requires Muffler.

- 367 Requires (1) 35413 (2 1/4") Clamp to attach to outer Pipe.
- 375 Regular Duty Muffler.
- 505 Requires 35567 Shield & (2) 35564 Straps.
- 576 For installation instructions and additional parts required, see the Cross Reference Chart in the Master Catalog.

GENERAL INFORMATION

PASSENGER CAR

LIGHT TRUCK

MUFFLER SPECS.

OPTIONAL MUFFLERS

CONVERTER SPECS.

ACCESSORIES

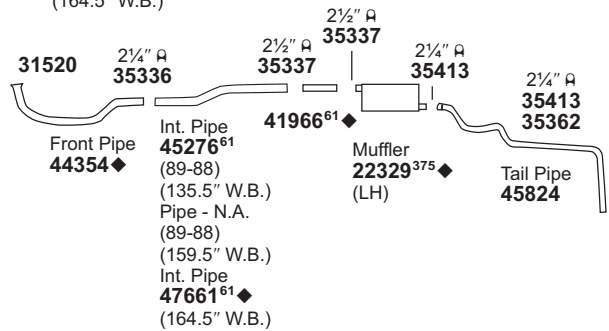
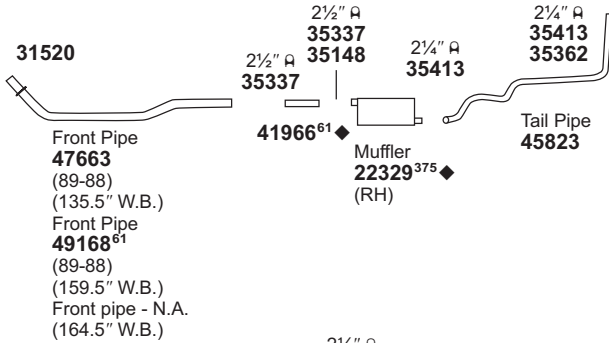
FOOTNOTES

# LIGHT TRUCK

## CHEVROLET/GMC

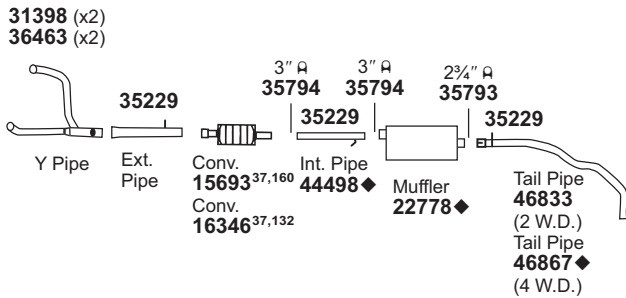
Pickup 1 Ton - 2 & 4 W.D.

**1991-88 8 CYL. K30/K3500, V30/V3500 w/6.2L DIESEL ENG. - 135.5", 159.5", 164.5" W.B.**  
(12688)



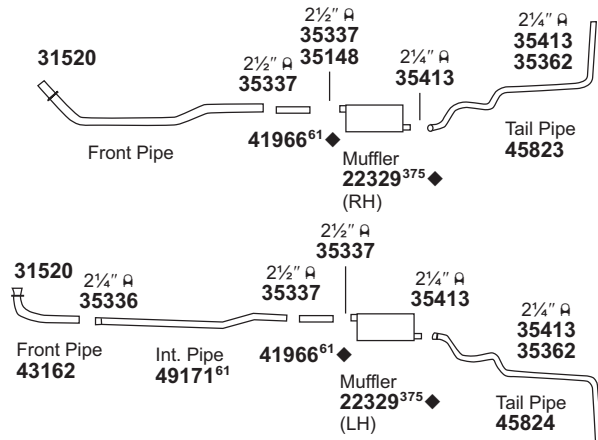
For 22329: SoundFX 18274<sup>511</sup>      Tru-Fit 18124<sup>674</sup>  
Univ. SoundFX 17845#      Super Turbo 17749#  
Ultra Flo SS 17258<sup>576</sup>

**1991 8 CYL. R/V 3500 w/5.7L ENG. - 164.5" W.B.**  
(12689)



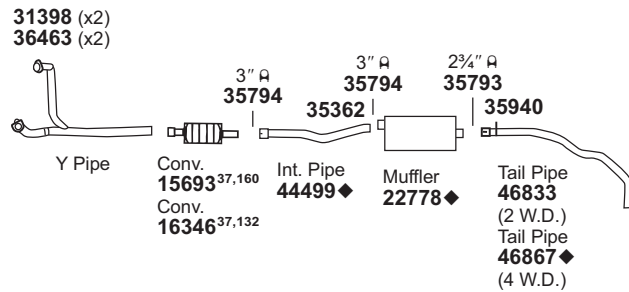
For 15693: Univ. Conv. 15043#  
For 16346: Univ. Conv. 15103#  
For 22778: SoundFX 18377

**1991-88 8 CYL. R30/R3500 w/6.2L DIESEL ENG. - 164.5" W.B.**  
(12690)



For 22329: SoundFX 18274<sup>511</sup>      Tru-Fit 18124<sup>674</sup>  
Univ. SoundFX 17845#      Super Turbo 17749#  
Ultra Flo SS 17258<sup>576</sup>

**1990-89 8 CYL. R/V 3500 w/5.7L ENG. - 164.5" W.B. w/ONE CONVERTER SYSTEM**  
(12691)



For 15693: Univ. Conv. 15043#  
For 16346: Univ. Conv. 15103#  
For 22778: SoundFX 18377

31398 Gskt.	31520 Gskt.	35148 Brkt.	35229 Insl.	35362 Brkt.	35940 Brkt.	36463 Sprgs.							

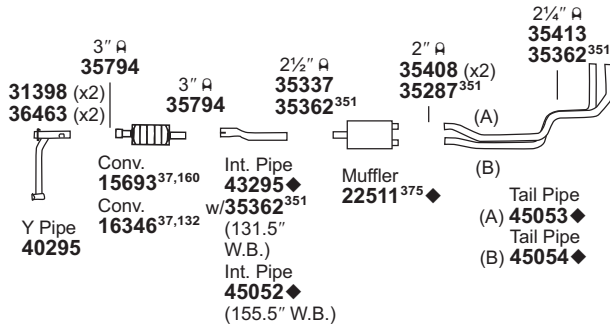
NOT LEGAL FOR SALE IN STATE OF CALIFORNIA  
IN NEW YORK STATE, CONVERTERS LISTED ARE LEGAL FOR FEDERAL/EPA EMISSION VEHICLES ONLY

- ◆ If welded assembly, replace all required parts.
- # Modifications and/or additional parts required.
- 37 Fits All Emissions Vehicles.
- 61 Cut to fit.
- 132 Up to 11,000 G.V.W.R.
- 160 Up to 8500 G.V.W.R.

- 375 Regular Duty Muffler.
- 511 Requires 35103 Hanger.
- 576 For installation instructions and additional parts required, see the Cross Reference Chart in the Master Catalog.
- 674 May require Bracket.

# LIGHT TRUCK

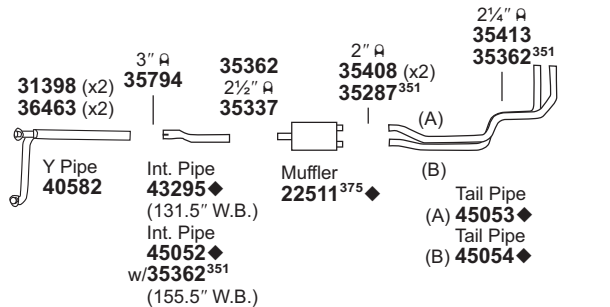
**1990-88 8 CYL. C/K3500 w/5.7L ENG. - 131.5", 155.5" W.B., w/2 1/2" MUFFLER INLET**  
(12692)



**NOTE:** If muffler has removable shield, reuse O.E. shield w/35564 strap clamp.  
If not reuseable, use 35569 shield w/(2) 35564 strap clamps.

- For 15693: Univ. Conv. 15043#
- For 16346: Univ. Conv. 15103#
- For 22511: SoundFX 18344 Tru-Fit 18133#  
Univ. SoundFX 17849# Super Turbo 17761<sup>576</sup>  
H.D. Muffler 22732△

**1990-88 8 CYL. C/K3500 w/6.2L DIESEL ENG. - 131.5", 155.5" W.B., w/2 1/2" MUFFLER INLET**  
(12693)



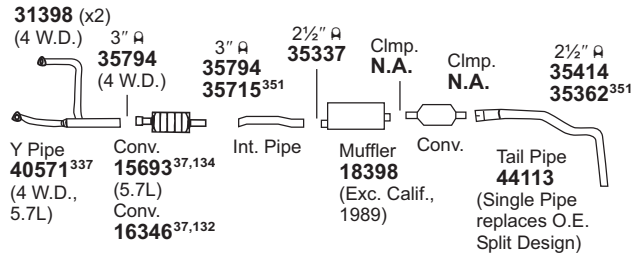
- For 22511: SoundFX 18344 Tru-Fit 18133#  
Univ. SoundFX 17849# Super Turbo 17761<sup>576</sup>  
H.D. Muffler 22732△

31398 Gskt. 	35287 Brkt. 	35362 Brkt. 	35715 Hngr. 	36463 Sprgs. 							
--------------------	--------------------	--------------------	--------------------	---------------------	--	--	--	--	--	--	--

## CHEVROLET/GMC

Pickup 1 Ton - 2 & 4 W.D.

**1989-88 8 CYL. R/V30/3500 w/5.7L, 7.4L ENG. - 135.5" W.B. w/TWO CONVERTER SYSTEM**  
(12694)

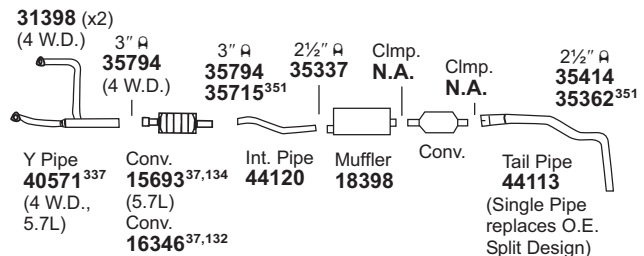


**NOTE:** If muffler has removable shield, reuse O.E. shield w/35564 strap clamp.  
If not reuseable, use 35567 shield w/(2) 35564 strap clamps.

**IMPORTANT: SEE PAGE 10 FOR REAR CONVERTER INSTALLATION INSTRUCTIONS.**

- For 15693: Univ. Conv. 15043#
- For 16346: Univ. Conv. 15103#
- For 18398: Univ. SoundFX 17809#

**1989-87 8 CYL. R/V 30/3500 w/5.7L, 7.4L ENG. - 164.5" W.B. w/TWO CONVERTER SYSTEM**  
(12695)



**NOTE:** If muffler has removable shield, reuse O.E. shield w/35564 strap clamp.  
If not reuseable, use 35567 shield w/(2) 35564 strap clamps.

**IMPORTANT: SEE PAGE 10 FOR REAR CONVERTER INSTALLATION INSTRUCTIONS.**

- For 15693: Univ. Conv. 15043#
- For 16346: Univ. Conv. 15103#
- For 18398: Univ. SoundFX 17809#

GENERAL INFORMATION

PASSENGER CAR

LIGHT TRUCK

MUFFLER SPECS.

OPTIONAL MUFFLERS

CONVERTER SPECS.

ACCESSORIES

FOOTNOTES

**NOT LEGAL FOR SALE IN STATE OF CALIFORNIA**  
**IN NEW YORK STATE, CONVERTERS LISTED ARE LEGAL FOR FEDERAL/EPA EMISSION VEHICLES ONLY**

◆ If welded assembly, replace all required parts.  
△ H.D. Arc-welded construction, recommended for commercial use.  
# Modifications and/or additional parts required.  
37 Fits All Emissions Vehicles.  
132 Up to 11,000 G.V.W.R.  
134 Up to 9,000 G.V.W.R.

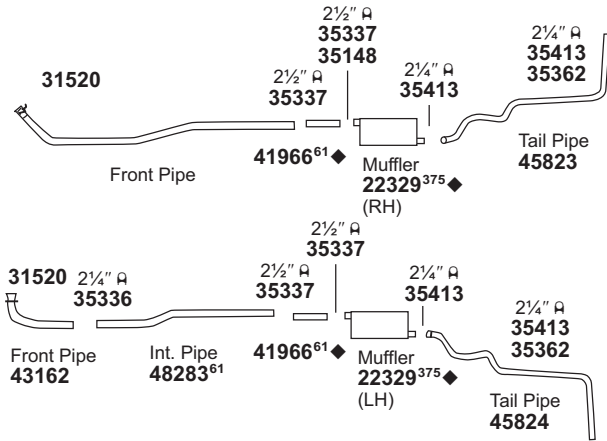
160 Up to 8500 G.V.W.R.  
337 If sensor required, drill 0.50" hole in Pipe at sensor tap.  
351 Replaces O.E. Bracket.  
375 Regular Duty Muffler.  
576 For installation instructions and additional parts required, see the Cross Reference Chart in the Master Catalog.

# LIGHT TRUCK

## CHEVROLET/GMC

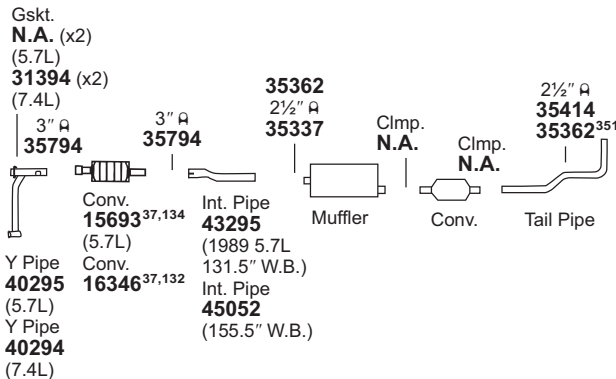
Pickup 1 Ton - 2 & 4 W.D.

**1989-88 8 CYL. R30/R3500 w/6.2L DIESEL ENG. - (12696) 135.5", 159.5" W.B..**



For 22329: SoundFX 18274<sup>511</sup> Univ. SoundFX 17845# Ultra Flo SS 17258<sup>576</sup> Tru-Fit 18124<sup>674</sup> Super Turbo 17749#

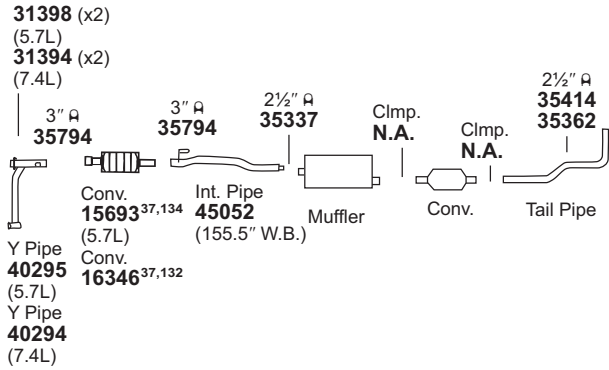
**1989-88 8 CYL. K30/K3500 w/5.7L, 7.4L ENG. - (12697) 131.5", 155.5" W.B. w/TWO CONVERTER SYSTEM**



**IMPORTANT: SEE PAGE 10 FOR REAR CONVERTER INSTALLATION INSTRUCTIONS.**

For 15693: Univ. Conv. 15043# For 16346: Univ. Conv. 15103#

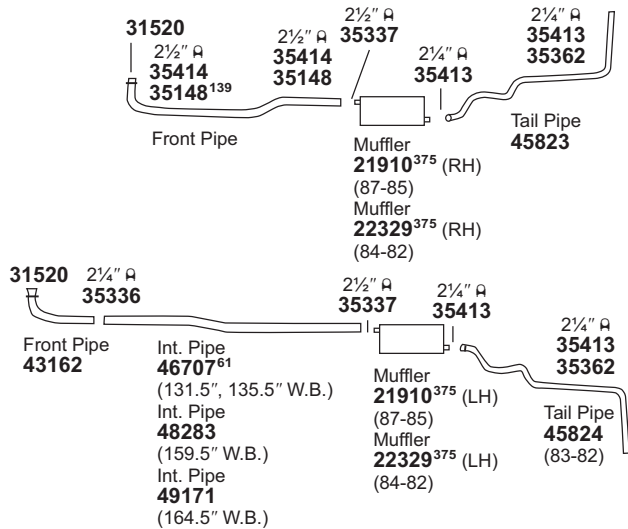
**1989-88 8 CYL. C30/C3500 w/5.7L, 7.4L ENG. - (12698) 131.5", 155.5" W.B., w/TWO CONVERTER SYSTEM**



**IMPORTANT: SEE PAGE 10 FOR REAR CONVERTER INSTALLATION INSTRUCTIONS.**

For 15693: Univ. Conv. 15043# For 16346: Univ. Conv. 15103#

**1987-82 8 CYL. C30/C3500, R30/R3500 w/6.2L DIESEL ENG. (12699)**



For 21910: SoundFX 18274 Univ. SoundFX 17845 Ultra Flo SS 17258<sup>576</sup> Tru-Fit 18124 Super Turbo 17749# For 22329: SoundFX 18274<sup>511</sup> Univ. SoundFX 17845# Ultra Flo SS 17258<sup>576</sup> Tru-Fit 18124<sup>674</sup> Super Turbo 17749#

31394 Gskt.	31398 Gskt.	31520 Gskt.	35148 Brkt.	35362 Brkt.					

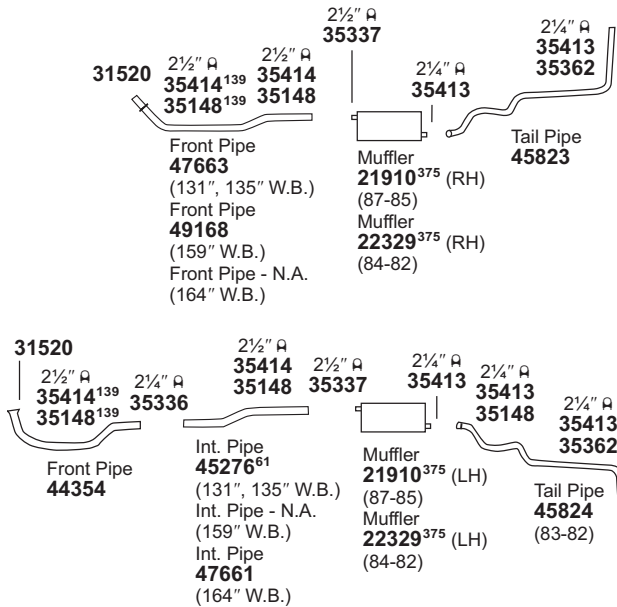
**NOT LEGAL FOR SALE IN STATE OF CALIFORNIA  
IN NEW YORK STATE, CONVERTERS LISTED ARE LEGAL FOR FEDERAL/EPA EMISSION VEHICLES ONLY**

- ◆ If welded assembly, replace all required parts.
- # Modifications and/or additional parts required.
- 37 Fits All Emissions Vehicles.
- 61 Cut to fit.
- 132 Up to 11,000 G.V.W.R.
- 134 Up to 9,000 G.V.W.R.
- 850 139 159.5", 164.5" W.B. only.

- 351 Replaces O.E. Bracket.
- 375 Regular Duty Muffler.
- 511 Requires 35103 Hanger.
- 576 For installation instructions and additional parts required, see the Cross Reference Chart in the Master Catalog.
- 674 May require Bracket.

# LIGHT TRUCK

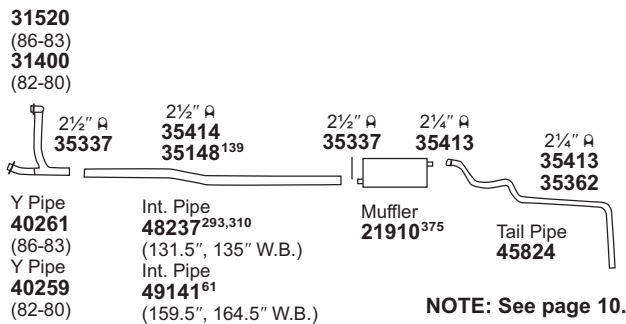
**1987-82 8 CYL. K30/K3500, V30/V3500 w/6.2L DIESEL ENG.**  
(12700)



For 21910: SoundFX 18274 Tru-Fit 18124  
 Univ. SoundFX 17845 Super Turbo 17749#  
 Ultra Flo SS 17258<sup>576</sup>

For 22329: SoundFX 18274<sup>511</sup> Tru-Fit 18124<sup>674</sup>  
 Univ. SoundFX 17845# Super Turbo 17749#  
 Ultra Flo SS 17258<sup>576</sup>

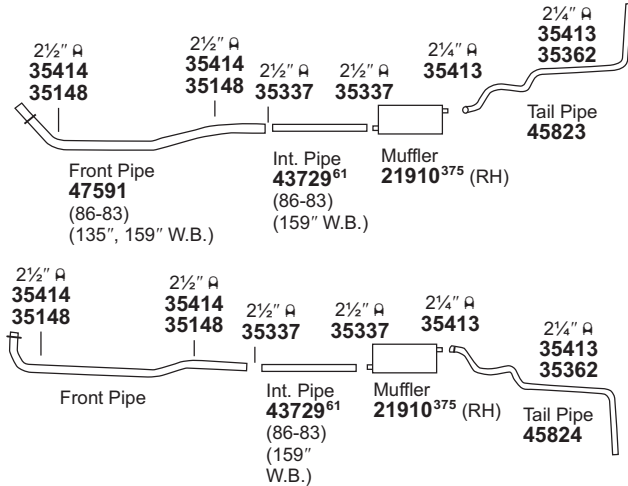
**1986-80 8 CYL. C30/C3500 w/5.7L ENG., DO NOT USE w/FED. EMISSION CONTROL OR H5D EMISSIONS - SINGLE EXHAUST**  
(12701)



For 21910: SoundFX 18274 Tru-Fit 18124  
 Univ. SoundFX 17845 Super Turbo 17749#  
 Ultra Flo SS 17258<sup>576</sup>

**CHEVROLET/GMC**  
Pickup 1 Ton - 2 & 4 W.D.

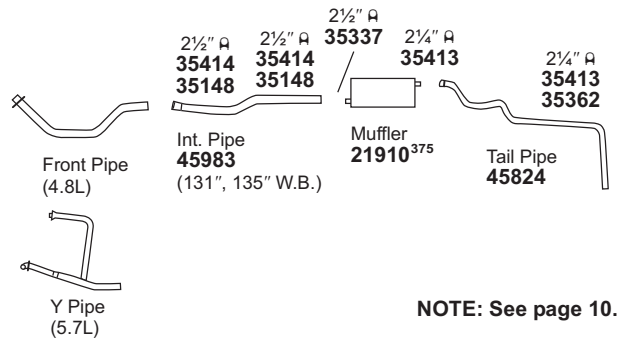
**1986-82 8 CYL. C30/C3500 w/5.7L ENG., DO NOT USE w/FED. EMISSION CONTROL OR H5D EMISSIONS - DUAL EXHAUST**  
(12702)







For 21910: SoundFX 18274 Tru-Fit 18124  
 Univ. SoundFX 17845 Super Turbo 17749#  
 Ultra Flo SS 17258<sup>576</sup>

**NOTE: See page 10.**

**1986-80 6-8 CYL. K30/K3500 w/4.8L, 5.7L ENG. - DO NOT USE w/FED. EMISSION CONTROL OR H5D EMISSIONS, SINGLE EXHAUST**  
(12703)



For 21910: SoundFX 18274 Tru-Fit 18124  
 Univ. SoundFX 17845 Super Turbo 17749#  
 Ultra Flo SS 17258<sup>576</sup>

31400 Gskt. 	31520 Gskt. 	35148 Brkt. 	35362 Brkt. 																	
---	---	---	---	--	--	--	--	--	--	--	--	--	--	--	--	--	--	--	--	--

**NOT LEGAL FOR SALE IN STATE OF CALIFORNIA**  
**IN NEW YORK STATE, CONVERTERS LISTED ARE LEGAL FOR FEDERAL/EPA EMISSION VEHICLES ONLY**

# Modifications and/or additional parts required.  
 61 Cut to fit.  
 139 159.5", 164.5" W.B. only.  
 293 Cut 30" off Outlet for 131.5" W.B.  
 310 Cut 26" off Outlet for 135.5" W.B.

375 Regular Duty Muffler.  
 511 Requires 35103 Hanger.  
 576 For installation instructions and additional parts required, see the Cross Reference Chart in the Master Catalog.  
 674 May require Bracket.

GENERAL INFORMATION

PASSENGER CAR

LIGHT TRUCK

MUFFLER SPECS.

OPTIONAL MUFFLERS

CONVERTER SPECS.

ACCESSORIES

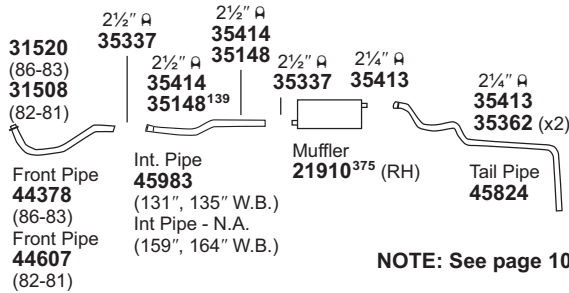
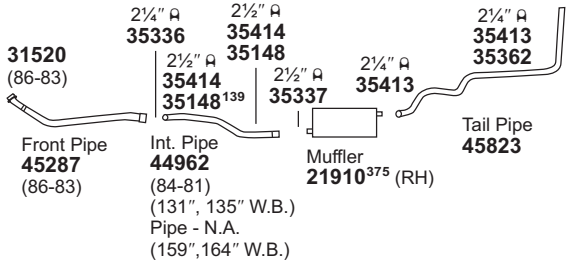
FOOTNOTES

# LIGHT TRUCK

## CHEVROLET/GMC

Pickup 1 Ton - 2 & 4 W.D.

**1986-81 8 CYL. K30/K3500 w/5.7L ENG., DO NOT USE w/FED. EMISSION CONTROL OR H5D EMISSIONS, DUAL EXHAUST**  
(12704)

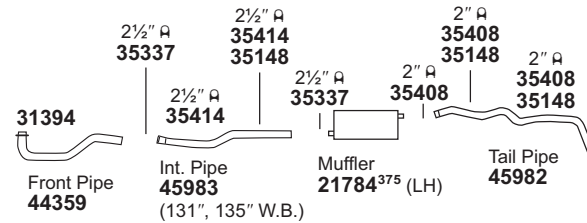
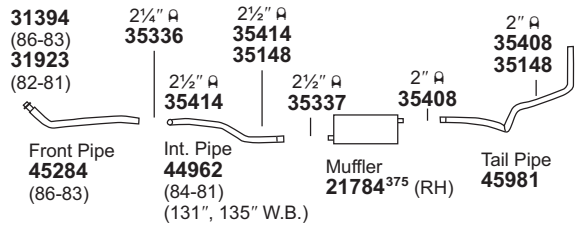


For 21910: SoundFX 18274  
Univ. SoundFX 17845  
Ultra Flo SS 17258<sup>576</sup>

Tru-Fit 18124  
Super Turbo 17749#

NOTE: See page 10.

**1986-81 8 CYL. K30/K3500 w/7.4L ENG., DO NOT USE w/FED. EMISSION CONTROL OR H5D EMISSIONS**  
(12705)

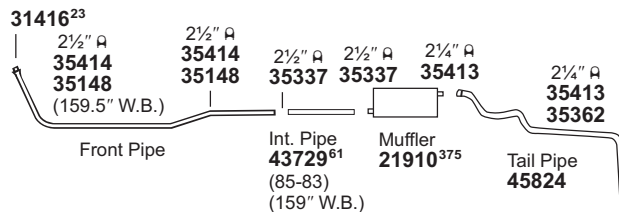


NOTE: See page 10.

For 21784: SoundFX 18293  
Univ. SoundFX 17831  
Ultra Flo SS 17258<sup>576</sup>

Tru-Fit 18120  
Super Turbo 17749#  
H.D. Muffler 22730 Δ

**1985-80 6 CYL. C30/C3500 w/4.8L ENG. (BEFORE 1-1-85) DO NOT USE w/FED. EMISSION CONTROL OR H5D EMISSIONS**  
(12706)



NOTE: See page 10.

For 21910: SoundFX 18274  
Univ. SoundFX 17845  
Ultra Flo SS 17258<sup>576</sup>

Tru-Fit 18124  
Super Turbo 17749#

31394 Gskt.	31416 Gskt.	31508 Gskt.	31520 Gskt.	31923 Flng.	35148 Brkt.	35362 Brkt.													

NOT LEGAL FOR SALE IN STATE OF CALIFORNIA  
IN NEW YORK STATE, CONVERTERS LISTED ARE LEGAL FOR FEDERAL/EPA EMISSION VEHICLES ONLY

Δ H.D. Arc-welded construction, recommended for commercial use.

# Modifications and/or additional parts required.

23 Also available 31400 asbestos Gasket.

61 Cut to fit.

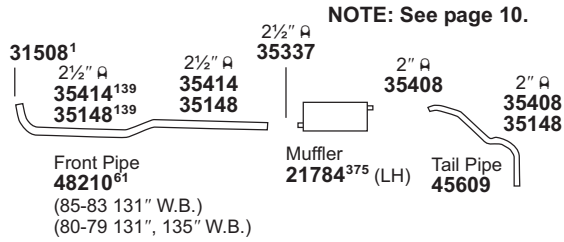
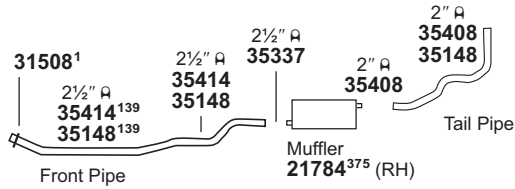
139 159.5", 164.5" W.B. only.

375 Regular Duty Muffler.

576 For installation instructions and additional parts required, see the Cross Reference Chart in the Master Catalog.

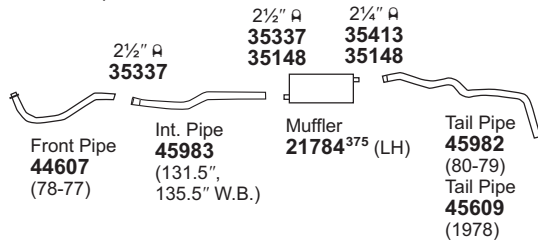
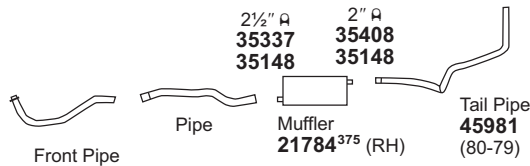
# LIGHT TRUCK

**1985-75 8 CYL. C30/C3500 w/7.4L (454 C.I.D.)  
ENG. (BEFORE 1-1-85) DO NOT  
USE w/FED. EMISSION  
CONTROL OR H5D EMISSIONS**  
(12707)



For 21784: SoundFX 18293      Tru-Fit 18120  
Univ. SoundFX 17831      Super Turbo 17749#  
Ultra Flo SS 17258<sup>576</sup>      H.D. Muffler 22730 △

**1980-77 8 CYL. K30/K3500 w/5.7L (350 C.I.D.),  
6.6L (400 C.I.D.) ENG., DUAL  
EXHAUST**  
(12708)



For 21784: SoundFX 18293      Tru-Fit 18120  
Univ. SoundFX 17831      Super Turbo 17749#  
Ultra Flo SS 17258<sup>576</sup>      H.D. Muffler 22730 △

31400 Gskt.	31416 Gskt.	31508 Gskt.	35148 Brkt.	35183 Insl.	35362 Brkt.								

**NOT LEGAL FOR SALE IN STATE OF CALIFORNIA  
IN NEW YORK STATE, CONVERTERS LISTED ARE LEGAL FOR FEDERAL/EPA EMISSION VEHICLES ONLY**

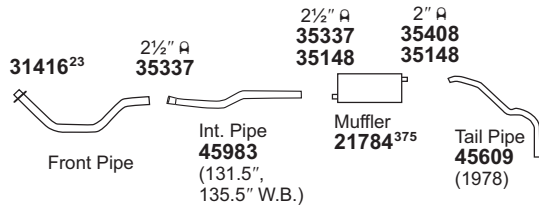
△ H.D. Arc-welded construction, recommended for commercial use.  
# Modifications and/or additional parts required.  
1 Also available 31500 asbestos Gasket.  
12 Rivet must be drilled out of O.E. Hanger.  
23 Also available 31400 asbestos Gasket.

61 Cut to fit.  
139 159.5", 164.5" W.B. only.  
375 Regular Duty Muffler.  
576 For installation instructions and additional parts required, see the Cross Reference Chart in the Master Catalog.

## CHEVROLET/GMC

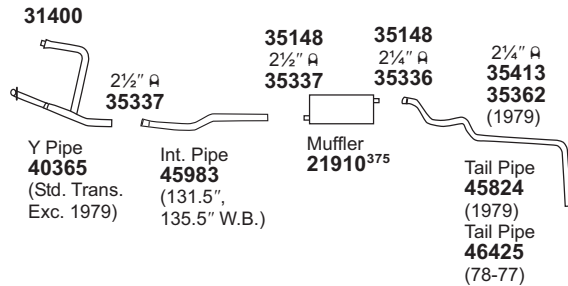
Pickup 1 Ton - 2 & 4 W.D.

**1979-77 6 CYL. K30/K3500 w/4.8L (292 C.I.D.)  
ENG.**  
(12709)



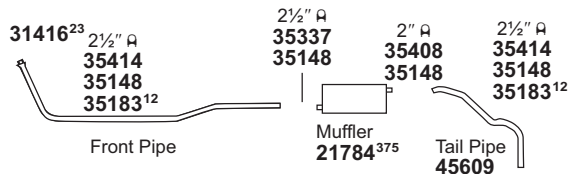
For 21784: SoundFX 18293      Tru-Fit 18120  
Univ. SoundFX 17831      Super Turbo 17749#  
Ultra Flo SS 17258<sup>576</sup>      H.D. Muffler 22730 △

**1979-77 8 CYL. K30/K3500 w/5.7L (350 C.I.D.)  
ENG., SINGLE EXHAUST**  
(12710)



For 21910: SoundFX 18274      Tru-Fit 18124  
Univ. SoundFX 17845      Super Turbo 17749#  
Ultra Flo SS 17258<sup>576</sup>

**1979-75 6 CYL. C30/C3500 w/4.8L (292 C.I.D.)  
ENG.**  
(12711)



For 21784: SoundFX 18293      Tru-Fit 18120  
Univ. SoundFX 17831      Super Turbo 17749#  
Ultra Flo SS 17258<sup>576</sup>      H.D. Muffler 22730 △

GENERAL  
INFORMATION

PASSENGER  
CAR

LIGHT  
TRUCK

MUFFLER  
SPECS.

OPTIONAL  
MUFFLERS

CONVERTER  
SPECS.

ACCESSORIES

FOOTNOTES

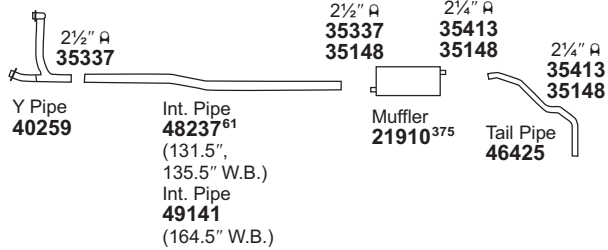
# LIGHT TRUCK

## CHEVROLET/GMC

Pickup 1 Ton - 2 & 4 W.D.

**1979 8 CYL. C30/C3500 w/5.7L (350 C.I.D.)  
(12712) ENG.**

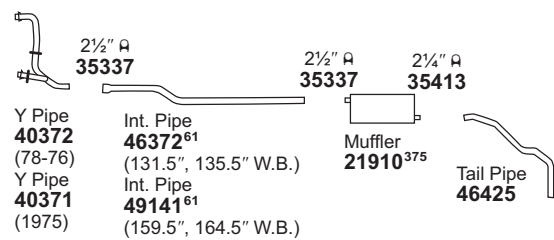
31400



For 21910: SoundFX 18274      Tru-Fit 18124  
Univ. SoundFX 17845      Super Turbo 17749#  
Ultra Flo SS 17258<sup>576</sup>

**1978-75 8 CYL. C30/C3500 w/5.7L (350 C.I.D.)  
(12713) ENG.**

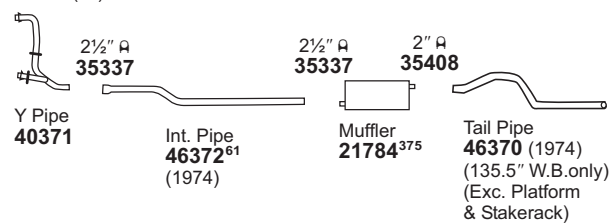
31400



For 21910: SoundFX 18274      Tru-Fit 18124  
Univ. SoundFX 17845      Super Turbo 17749#  
Ultra Flo SS 17258<sup>576</sup>

**1974 8 CYL. C30/C3500 w/5.7L (350 C.I.D.)  
ENG.**  
**1973 8 CYL. C30/C3500 w/5.0L (307 C.I.D.),  
(12714) 5.7L (350 C.I.D.) ENG.**

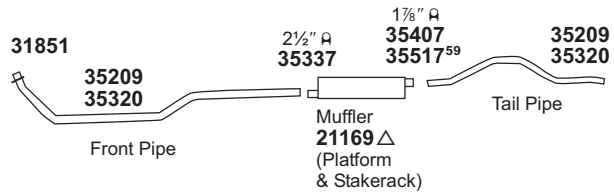
31400 (x2)



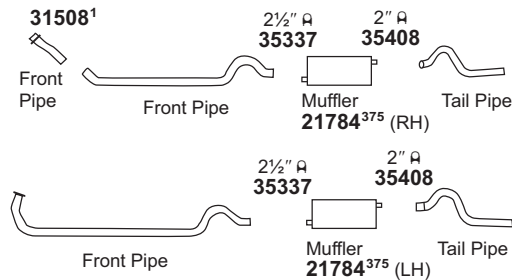
For 21784: SoundFX 18293      Tru-Fit 18120  
Univ. SoundFX 17831      Super Turbo 17749#  
Ultra Flo SS 17258<sup>576</sup>      H.D. Muffler 22730 Δ

31400 Gskt.	31508 Gskt.	31851 Flng.	35148 Brkt.	35209 Hngr.	35320 Clmp.	35517 Hngr.													

**1972-67 6 CYL. C30/C3500  
(12715) ENG.**



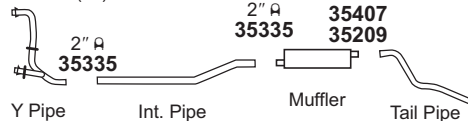
**1970-69 8 CYL. C30/C3500 w/6.5L (396 C.I.D.)  
(12716) ENG.**



For 21784: SoundFX 18293      Tru-Fit 18120  
Univ. SoundFX 17831      Super Turbo 17749#  
Ultra Flo SS 17258<sup>576</sup>      H.D. Muffler 22730 Δ

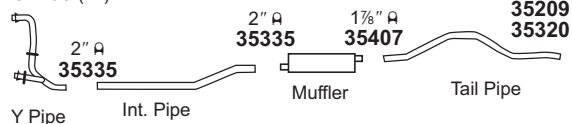
**1968-67 8 CYL. GMC CE3600, CE3640 w/4.6L  
(283 C.I.D.), 5.0L (307 C.I.D.) ENG.**  
**1968-67 8 CYL. GMC KE3600, KE3640 w/4.6L  
(12717) (283 C.I.D.), 5.0L (307 C.I.D.) ENG.**

31400 (x2)



**1967 8 CYL. CHEVROLET C30 w/4.6L (283  
(12718) C.I.D.) ENG.**

31400 (x2)



NOT LEGAL FOR SALE IN STATE OF CALIFORNIA

IN NEW YORK STATE, CONVERTERS LISTED ARE LEGAL FOR FEDERAL/EPA EMISSION VEHICLES ONLY

Δ H.D. Arc-welded construction, recommended for commercial use.

# Modifications and/or additional parts required.

1 Also available 31500 asbestos Gasket.

59 Also available 35209 Universal Hanger.

61 Cut to fit.

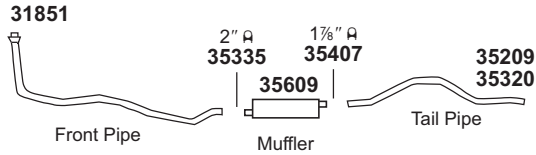
375 Regular Duty Muffler.

576 For installation instructions and additional parts required, see the Cross Reference Chart in the Master Catalog.

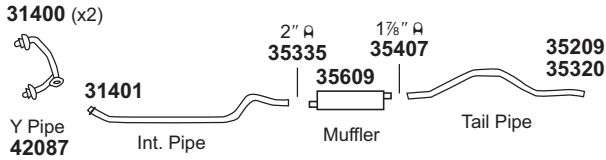


# LIGHT TRUCK

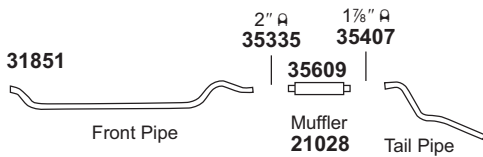
**1966-63 6 CYL. CHEVROLET C30, C36, C38**  
w/3.8L (230 C.I.D.), 4.1L (250 C.I.D.), 4.8L (292 C.I.D.) ENG.  
(12719)



**1966-63 8 CYL. CHEVROLET C30, C36, C38**  
w/4.6L (283 C.I.D.) ENG.  
(12720)



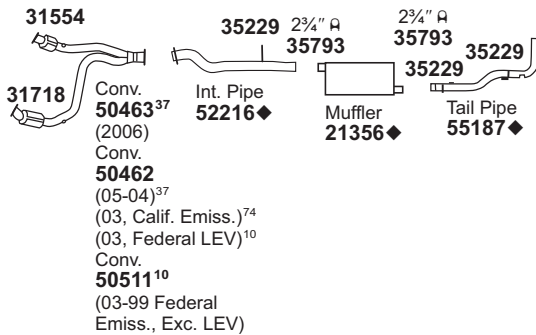
**1962-60 6 CYL. CHEVROLET C30, 36**  
(12721)



For 21028: H.D. Muffler 21169△

## CHEVROLET/GMC Pickup Silverado/Sierra 1/2 Ton - 2 & 4 W.D.

**2007-99 8 CYL. SILVERADO/SIERRA 1500**  
w/4.8L, 2007 CLASSIC ONLY -  
119" W.B.  
(12722)



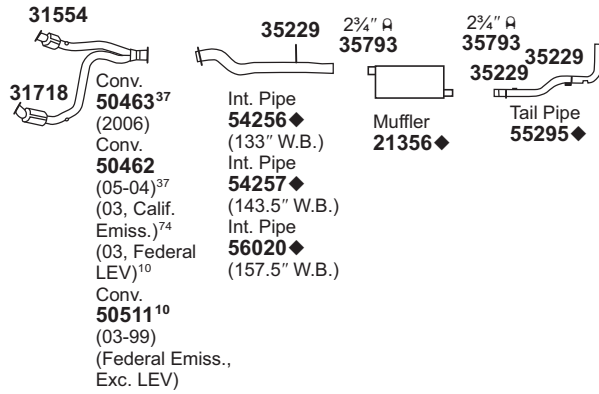
For 21356: SoundFX 18823

Tru-Fit 18138#

31400 Gskt.	31401 Gskt.	31554 Gskt.	31718 Gskt.	31851 Fing.	35209 Hngr.	35229 Insl.	35320 Clmp.	35609 Hngr.							

## CHEVROLET/GMC Pickup Silverado/Sierra 1/2 Ton - 2 & 4 W.D.

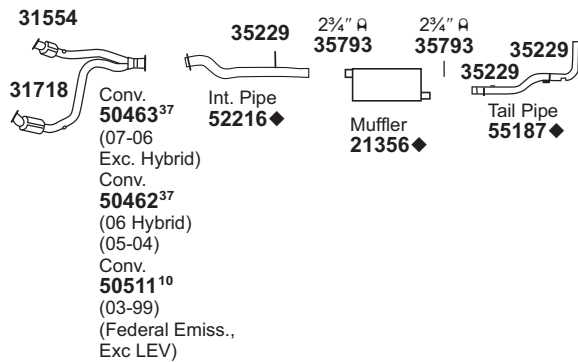
**2007-99 8 CYL. SILVERADO/SIERRA 1500 w/4.8L**  
ENG., 2007 CLASSIC ONLY -  
133", 143.5", 157.5" W.B.  
(12723)



For 21356: SoundFX 18823

Tru-Fit 18138#

**2007-99 8 CYL. SILVERADO/SIERRA 1500**  
w/5.3L, 2007 CLASSIC ONLY -  
119" W.B.  
(12724)



For 21356: SoundFX 18823

Tru-Fit 18138#

NOT LEGAL FOR SALE IN STATE OF CALIFORNIA  
IN NEW YORK STATE, CONVERTERS LISTED ARE LEGAL FOR FEDERAL/EPA EMISSION VEHICLES ONLY

- ◆ If welded assembly, replace all required parts.
- △ H.D. Arc-welded construction, recommended for commercial use.
- # Modifications and/or additional parts required.

- 10 Fits Federal/EPA Emission Vehicles.
- 37 Fits All Emissions Vehicles.
- 74 Fits California/50 State Emission Vehicles.

GENERAL  
INFORMATION

PASSENGER  
CAR

LIGHT  
TRUCK

MUFFLER  
SPECS.

OPTIONAL  
MUFFLERS

CONVERTER  
SPECS.

ACCESSORIES

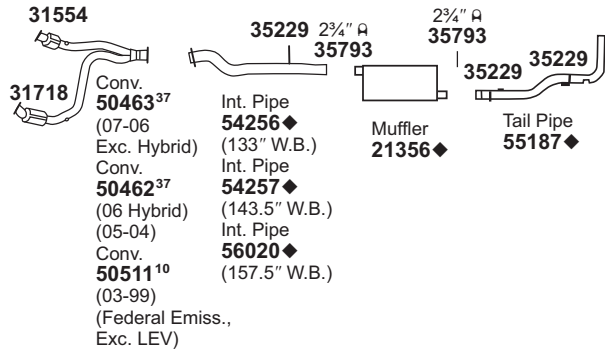
FOOTNOTES

# LIGHT TRUCK

## CHEVROLET/GMC

Pickup Silverado/Sierra 1/2 Ton - 2 & 4 W.D.

2007-99 8 CYL. SILVERADO/SIERRA 1500 w/5.3L  
ENG., 2007 CLASSIC ONLY -  
(12725) 133", 143.5", 157.5" W.B.

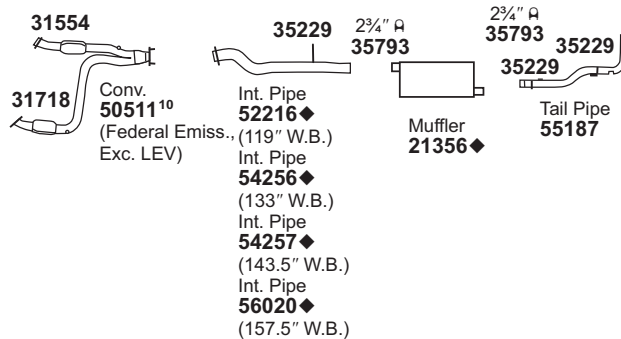


**DYNOMAX** SYSTEM AVAILABLE, See DynoMax Catalog

For 21356: SoundFX 18823

Tru-Fit 18138#

2001-99 6 CYL. SILVERADO/SIERRA 1500 w/4.3L  
ENG., 2007 CLASSIC ONLY -  
(12726) 119", 133", 143.5", 157.5" W.B.



**DYNOMAX** SYSTEM AVAILABLE, See DynoMax Catalog

For 21356: SoundFX 18823

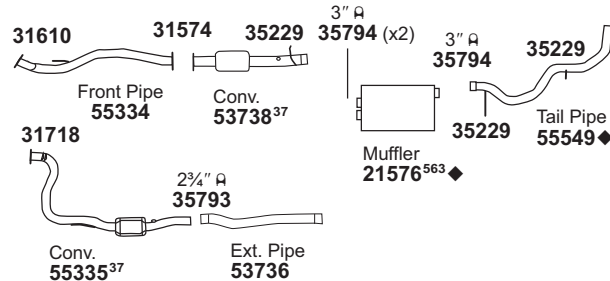
Tru-Fit 18138#

31554 Gskt.	31574 Gskt.	31610 Gskt.	31718 Gskt.	35229 Insl.															

## CHEVROLET/GMC

Pickup Silverado/Sierra 3/4 Ton - 2 & 4 W.D.

2000-99 V8 CYL. SILVERADO/SIERRA 2500 w/6.0L  
ENG. -143.5" W.B. (EXC. HD),  
(12727) O.E. DIAMETER MUFFLER  
w/3" INLET & OUTLET

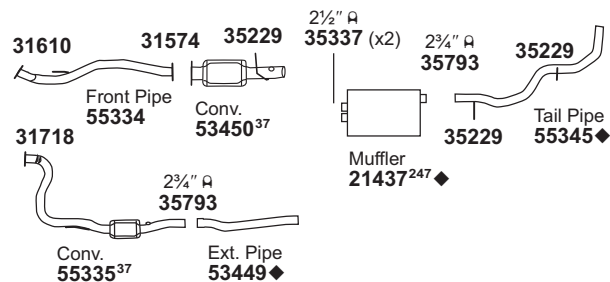


**NOTE: To connect muffler 21576 to O.E. Pipes:**  
1) Cut O.E. converter pipe and extension pipe immediately behind pipe-to-muffler weld.  
2) Insert O.E. pipes into muffler bushings and clamp.

**DYNOMAX** SYSTEM AVAILABLE, See DynoMax Catalog

For 55335: Univ. Conv. 93253#

2000-99 V8 CYL. SILVERADO/SIERRA 2500 w/6.0L  
ENG. -143.5" W.B. (EXC. HD),  
(12728) SMALL DIAMETER MUFFLER  
w/2 1/2" INLET



**DYNOMAX** SYSTEM AVAILABLE, See DynoMax Catalog

For 21437: Super Turbo 17739<sup>576</sup>

Ultra Flo SS 17266<sup>576</sup>

For 53450: Univ. Conv. 93239#

For 55335: Univ. Conv. 93253#

NOT LEGAL FOR SALE IN STATE OF CALIFORNIA

IN NEW YORK STATE, CONVERTERS LISTED ARE LEGAL FOR FEDERAL/EPA EMISSION VEHICLES ONLY

◆ If welded assembly, replace all required parts.

# Modifications and/or additional parts required.

10 Fits Federal/EPA Emission Vehicles.

37 Fits All Emissions Vehicles.

247 Use Reducer Bushing 41965 to connect with O.E. Converter Pipe.

563 Single Outlet Muffler replaces Dual Outlet Muffler.

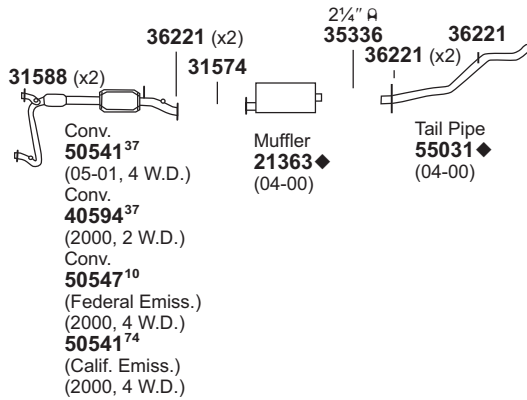
576 For installation instructions and additional parts required, see the Cross Reference Chart in the Master Catalog.

# LIGHT TRUCK

## CHEVROLET/GMC

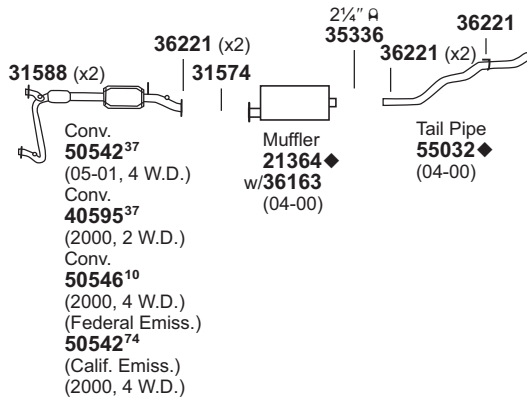
S10 Blazer/S15 Jimmy - 2 & 4 W.D.

2005-00 6 CYL. BLAZER w/4.3L ENG., 2 DR.  
2001-00 6 CYL. JIMMY w/4.3L ENG., 2 DR.  
(12729)



For 21363: SoundFX 18934  
For 40594: Univ. Conv. 93304#  
For 50541: Univ. Conv. 93239#  
For 50547: Univ. Conv. 93304#

2005-00 6 CYL. BLAZER w/4.3L ENG., 4 DR.  
2005-00 6 CYL. JIMMY w/4.3L ENG., 4 DR.  
(12730)



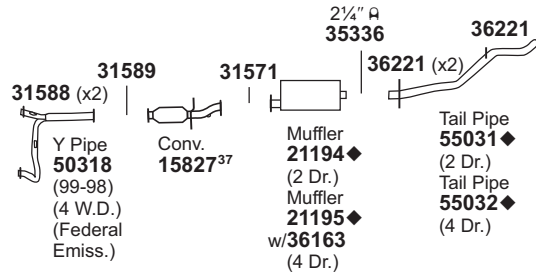
For 21364: SoundFX 18813  
For 40595: Univ. Conv. 93304#  
For 50542: Univ. Conv. 93239#

31571 Gskt.	31574 Gskt.	31588 Gskt.	31589 Gskt.	36163 Strap	36221 Insl.

## CHEVROLET/GMC

S10 Blazer/S15 Jimmy - 2 & 4 W.D.

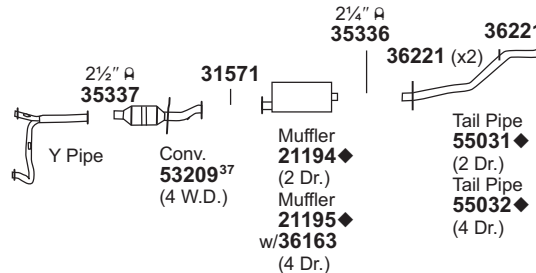
1999-96 6 CYL. S10 BLAZER/S15 JIMMY  
(12731) w/4.3L ENG.



DYNOMAX SYSTEM AVAILABLE, See DynoMax Catalog

For 15827: Univ. Conv. 93239#  
For 21194: SoundFX 18461 Tru-Fit 18112#  
For 21195: SoundFX 18451<sup>512</sup> Tru-Fit 18107#<sup>604</sup>  
Pipe Kit 19054<sup>592</sup>

1995 6 CYL. S10 BLAZER/S15 JIMMY  
(12732) w/4.3L ENG.



DYNOMAX SYSTEM AVAILABLE, See DynoMax Catalog

For 21194: SoundFX 18461 Tru-Fit 18112#  
For 21195: SoundFX 18451<sup>512</sup> Tru-Fit 18107#<sup>604</sup>  
Pipe Kit 19054<sup>592</sup>  
For 53209: Univ. Conv. 15043#

NOT LEGAL FOR SALE IN STATE OF CALIFORNIA

IN NEW YORK STATE, CONVERTERS LISTED ARE LEGAL FOR FEDERAL/EPA EMISSION VEHICLES ONLY

◆ If welded assembly, replace all required parts.  
# Modifications and/or additional parts required.  
10 Fits Federal/EPA Emission Vehicles.  
37 Fits All Emissions Vehicles.

74 Fits California/50 State Emission Vehicles.  
512 Requires 36163 Bracket.  
592 Parts to Complete Installation of Universal Muffler.  
604 Requires 19054 Kit

GENERAL INFORMATION

PASSENGER CAR

LIGHT TRUCK

MUFFLER SPECS.

OPTIONAL MUFFLERS

CONVERTER SPECS.

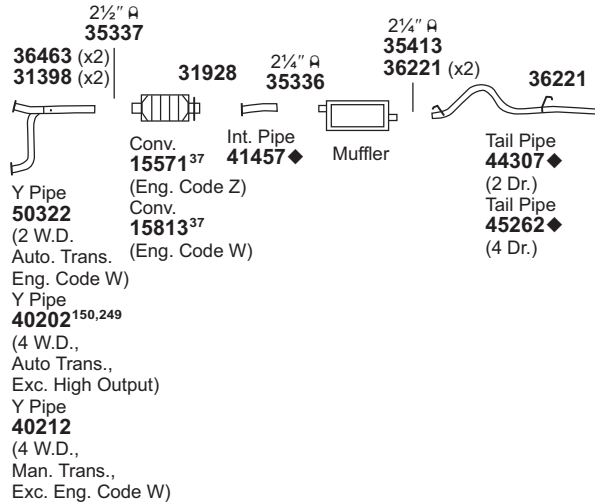
ACCESSORIES

FOOTNOTES

# LIGHT TRUCK

## CHEVROLET/GMC S10 Blazer/S15 Jimmy - 2 & 4 W.D.

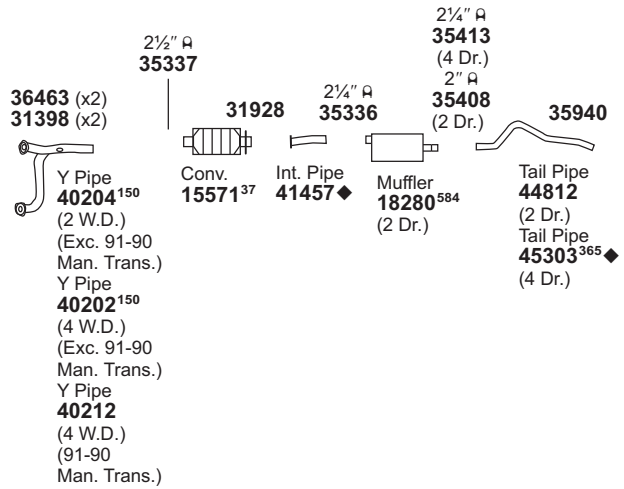
1994-92 6 CYL. S10 BLAZER/S15 JIMMY w/4.3L  
(12733) ENG., 2 & 4 W.D.  
(EXC. TYPHOON)



**DYNOMAX** SYSTEM AVAILABLE, See DynoMax Catalog

For 15571: Univ. Conv. 15042#  
For 15813: Univ. Conv. 15042#

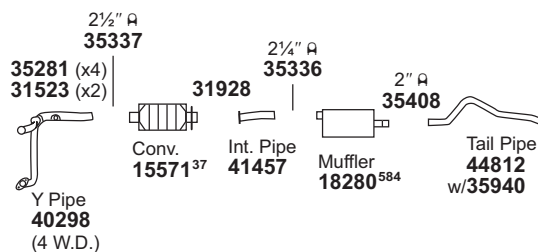
1991 6 CYL. S10 BLAZER/S15 JIMMY w/4.3L  
ENG. 4DR  
1991-88 6 CYL. S10 BLAZER/S15 JIMMY w/4.3L  
(12734) ENG. 2DR



**DYNOMAX** SYSTEM AVAILABLE, See DynoMax Catalog

For 15571: Univ. Conv. 15042#  
For 18280: Tru-Fit 18111  
Univ. SoundFX 17800  
Super Turbo 17747#

1989-88 6 CYL. S10/S15 BLAZER/JIMMY w/2.8L  
(12735) ENG.



**DYNOMAX** SYSTEM AVAILABLE, See DynoMax Catalog

For 15571: Univ. Conv. 15042#  
For 18280: Tru-Fit 18111  
Univ. SoundFX 17800  
Super Turbo 17747#

31398 Gskt.	31523 Gskt.	31928 Fng.	35281 Spring	35940 Brkt.	36221 Insl.	36463 Sprgs.													

NOT LEGAL FOR SALE IN STATE OF CALIFORNIA  
IN NEW YORK STATE, CONVERTERS LISTED ARE LEGAL FOR FEDERAL/EPA EMISSION VEHICLES ONLY

◆ If welded assembly, replace all required parts.

# Modifications and/or additional parts required.

37 Fits All Emissions Vehicles.

858 150 If oxygen sensor not used, Plug 35299 is required.

249 For Eng. Code W use Adapter 41965.

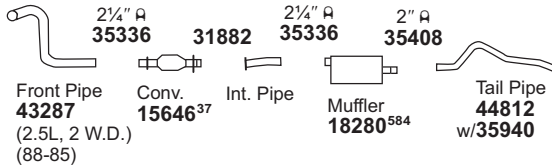
365 Replacement requires Muffler.

584 Requires 35098 Bracket, 35567 Shield & (2) 35564 Straps.

# LIGHT TRUCK

**1988-83 4 CYL. S10/S15 BLAZER/JIMMY w/1.9L, (12736) 2.0L, 2.5L ENG., 2 & 4 W.D.**

31522

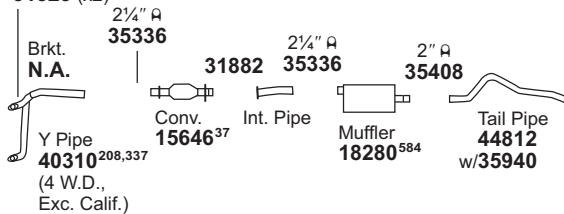


**DYNOMAX** SYSTEM AVAILABLE, See DynoMax Catalog

For 15646: Univ. Conv. 15037#  
 For 18280: Tru-Fit 18111 Univ. SoundFX 17800  
 Super Turbo 17747#

**1987-83 6 CYL. S10/S15 BLAZER/JIMMY w/2.8L (12737) ENG., 2 & 4 W.D.**

31523 (x2)



**DYNOMAX** SYSTEM AVAILABLE, See DynoMax Catalog

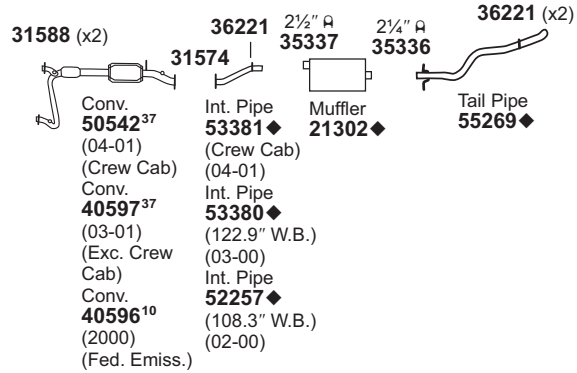
For 15646: Univ. Conv. 15037#  
 For 18280: Tru-Fit 18111 Univ. SoundFX 17800  
 Super Turbo 17747#

31522 Gskt.	31523 Gskt.	31574 Gskt.	31588 Gskt.	31882 Flng.	35940 Brkt.	36221 Insl.

## CHEVROLET/GMC

S10/S15 Sonoma Pickup - 2 & 4 W.D.

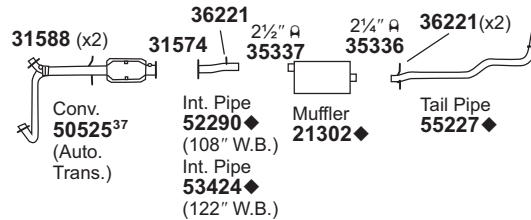
**2004-00 6 CYL. S10/SONOMA w/4.3L ENG., (12738) 4 W.D., (EXC. SPORT SERIES)**



**DYNOMAX** SYSTEM AVAILABLE, See DynoMax Catalog

For 21302: SoundFX 18913 Tru-Fit 18112<sup>61</sup>  
 Univ. SoundFX 17853 Super Turbo 17733#  
 Ultra Flo SS 17283#  
 For 40596: Univ. Conv. 93304#  
 For 50542: Univ. Conv. 93239#

**2003-00 6 CYL. S10/SONOMA w/4.3L ENG., (12739) 2 W.D.**



For 21302: SoundFX 18913 Tru-Fit 18112<sup>61</sup>  
 Univ. SoundFX 17853 Super Turbo 17733#  
 Ultra Flo SS 17283#  
 For 50525: Univ. Conv. 93303#

NOT LEGAL FOR SALE IN STATE OF CALIFORNIA  
 IN NEW YORK STATE, CONVERTERS LISTED ARE LEGAL FOR FEDERAL/EPA EMISSION VEHICLES ONLY

- ◆ If welded assembly, replace all required parts.
- # Modifications and/or additional parts required.
- 10 Fits Federal/EPA Emission Vehicles.
- 37 Fits All Emissions Vehicles.
- 61 Cut to fit.

- 208 Requires removal of frame cross-member for installation, replace crossmember after installation.
- 337 If sensor required, drill 0.50" hole in Pipe at sensor tap.
- 584 Requires 35098 Bracket, 35567 Shield & (2) 35564 Straps.

GENERAL INFORMATION

PASSENGER CAR

LIGHT TRUCK

MUFFLER SPECS.

OPTIONAL MUFFLERS

CONVERTER SPECS.

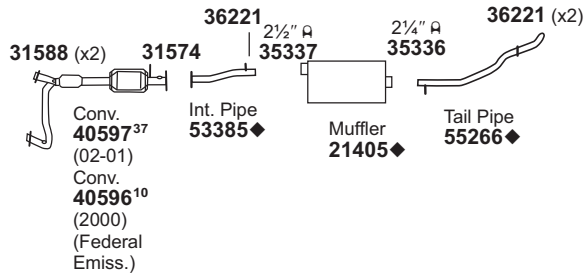
ACCESSORIES

FOOTNOTES

# LIGHT TRUCK

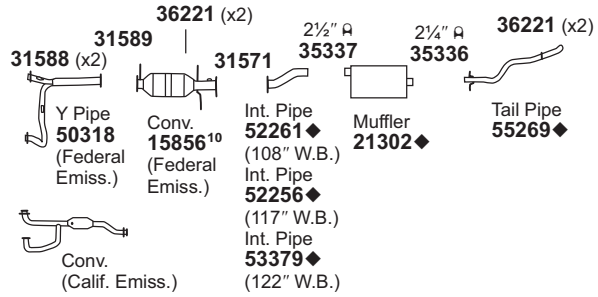
## CHEVROLET/GMC S10/S15 Sonoma Pickup - 2 & 4 W.D.

**2002-00 V6 CYL. S10/SONOMA w/4.3L ENG.,  
4 W.D., 122.9" W.B. w/SPORT  
SERIES PACKAGE**  
(12740)



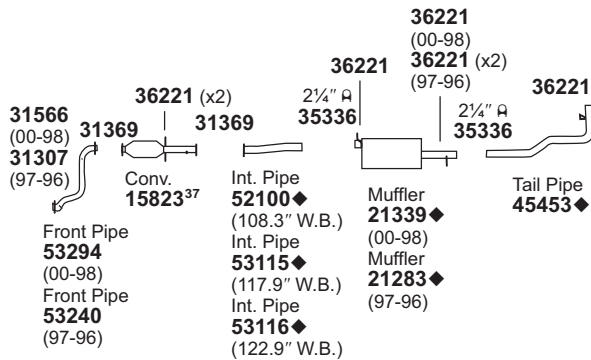
For 21405: Super Turbo 17733# Ultra Flo SS 17283#  
For 40596: Univ. Conv. 93304#

**1999-98 6 CYL. S10/SONOMA w/4.3L ENG.,  
4 W.D. (EXC. HIGH RIDER  
PACKAGE)**  
(12742)



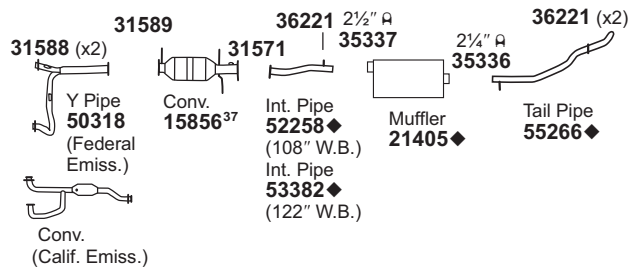
For 15856: Univ. Conv. 93303#  
For 21302: SoundFX 18913 Tru-Fit 18112<sup>61</sup>  
Univ. SoundFX 17853 Super Turbo 17733#  
Ultra Flo SS 17283#

**2000-96 4 CYL. S10/SONOMA w/2.2L ENG.,  
2 W.D.**  
(12741)



For 15823: Univ. Conv. 93237#  
For 21283: Super Turbo 17731# Ultra Flo SS 17282#  
For 21339: SoundFX 18827 Super Turbo 17731#  
Ultra Flo SS 17282#

**1999-98 6 CYL. S10/SONOMA w/4.3L ENG.,  
4 W.D., w/HIGH RIDER PACKAGE**  
(12743)



For 15856: Univ. Conv. 93303#  
For 21405: Super Turbo 17733# Ultra Flo SS 17283#

**DYNOMAX** SYSTEM AVAILABLE, See DynoMax Catalog

31307 Gskt.	31369 Gskt.	31566 Gskt.	31571 Gskt.	31574 Gskt.	31588 Gskt.	31589 Gskt.	36221 Insl.						

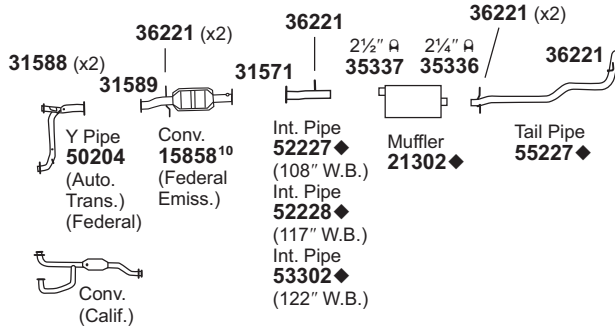
NOT LEGAL FOR SALE IN STATE OF CALIFORNIA  
IN NEW YORK STATE, CONVERTERS LISTED ARE LEGAL FOR FEDERAL/EPA EMISSION VEHICLES ONLY

◆ If welded assembly, replace all required parts.  
# Modifications and/or additional parts required.

37 Fits All Emissions Vehicles.  
61 Cut to fit.

# LIGHT TRUCK

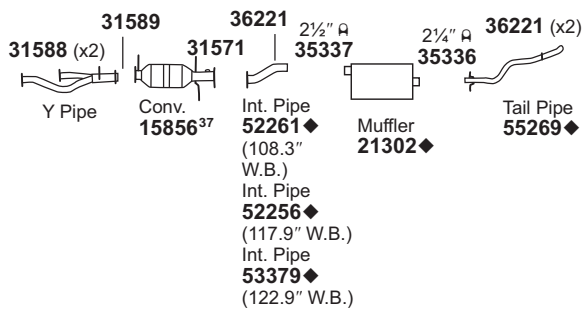
**1999-98 6 CYL. S10/SONOMA w/4.3L ENG.,  
(12744) 2 W.D.**



**DYNOMAX** SYSTEM AVAILABLE, See DynoMax Catalog

For 15858: Univ. Conv. 93303#  
 For 21302: SoundFX 18913      Tru-Fit 18112<sup>61</sup>  
                   Univ. SoundFX 17853      Super Turbo 17733#  
                   Ultra Flo SS 17283#

**1997-96 6 CYL. S10/SONOMA w/4.3L ENG.,  
(12745) 4 W.D. (EXC. HIGH RIDER PACKAGE)**

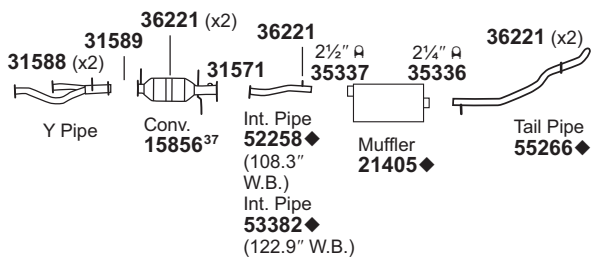


For 15856: Univ. Conv. 93303#  
 For 21302: SoundFX 18913      Tru-Fit 18112<sup>61</sup>  
                   Univ. SoundFX 17853      Super Turbo 17733#  
                   Ultra Flo SS 17283#

31571 Gskt. 	31588 Gskt. 	31589 Gskt. 	36221 Insl. 						
--------------------	--------------------	--------------------	--------------------	--	--	--	--	--	--

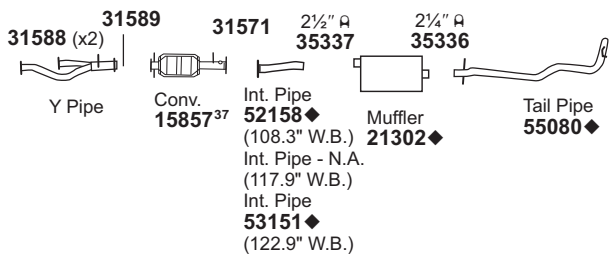
## CHEVROLET/GMC S10/S15 Sonoma Pickup - 2 & 4 W.D.

**1997-96 6 CYL. S10/SONOMA w/4.3L ENG.,  
(12746) 4 W.D. (WITH HIGH RIDER PACKAGE)**



For 15856: Univ. Conv. 93303#  
 For 21405: Super Turbo 17733#      Ultra Flo SS 17283#

**1997-96 6 CYL. S10/SONOMA w/4.3L ENG.,  
(12747) 2 W.D.**



For 15857: Univ. Conv. 93303#  
 For 21302: SoundFX 18913      Tru-Fit 18112<sup>61</sup>  
                   Univ. SoundFX 17853      Super Turbo 17733#  
                   Ultra Flo SS 17283#

GENERAL INFORMATION

PASSENGER CAR

LIGHT TRUCK

MUFFLER SPECS.

OPTIONAL MUFFLERS

CONVERTER SPECS.

ACCESSORIES

FOOTNOTES

NOT LEGAL FOR SALE IN STATE OF CALIFORNIA  
 IN NEW YORK STATE, CONVERTERS LISTED ARE LEGAL FOR FEDERAL/EPA EMISSION VEHICLES ONLY

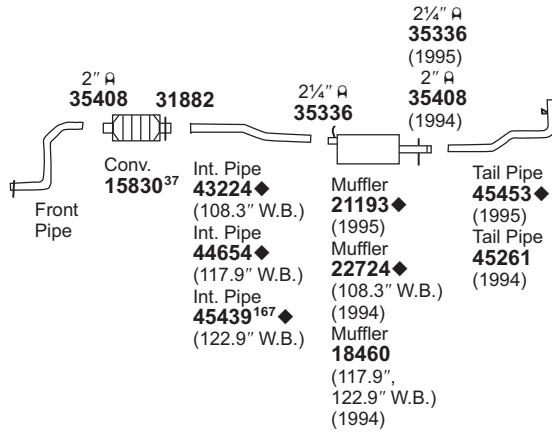
◆ If welded assembly, replace all required parts.  
 # Modifications and/or additional parts required.  
 10 Fits Federal/EPA Emission Vehicles.

37 Fits All Emissions Vehicles.  
 61 Cut to fit.

# LIGHT TRUCK

## CHEVROLET/GMC S10/S15 Sonoma Pickup - 2 & 4 W.D.

**1995-94 4 CYL. S10/SONOMA w/2.2L ENG.,  
(12748) 2 W.D.**



For 15830: Univ. Conv. 15037#

For 18460: Tru-Fit 18111<sup>577</sup>

For 21193: SoundFX 18550  
Ultra Flo SS 17282#

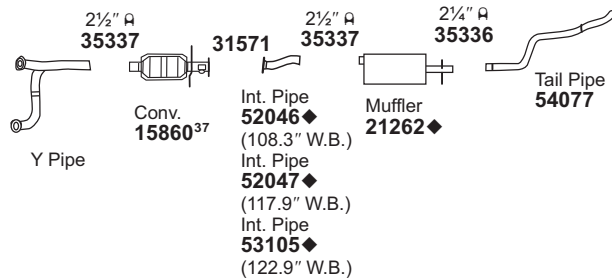
For 22724: SoundFX 18277  
Super Turbo 17731#

Super Turbo 17731#

Tru-Fit 18107<sup>567</sup>

Ultra Flo SS 17282#

**1995 6 CYL. S10/SONOMA w/4.3L ENG.,  
(12749) 4 W.D. (EXC. ZR2)**



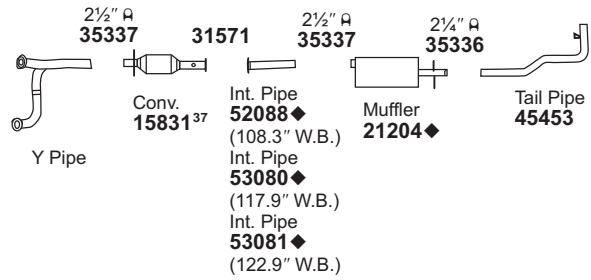
For 15860: Univ. Conv. 15042#

For 21262: SoundFX 18440  
Univ. SoundFX 17853<sup>1053</sup>  
Ultra Flo SS 17283#

Tru-Fit 18112<sup>369,519</sup>

Super Turbo 17733#

**1995 6 CYL. S10/SONOMA w/4.3L ENG.,  
(12750) 2 W.D.**

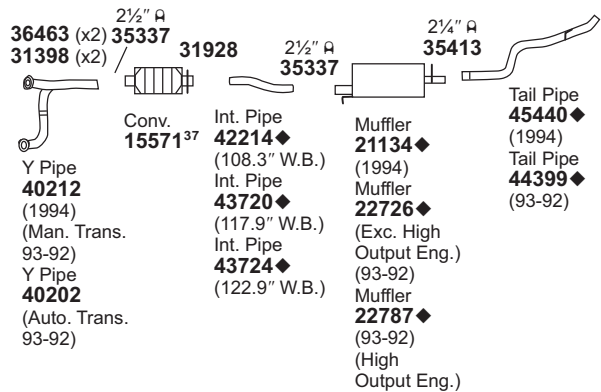


For 15831: Univ. Conv. 15042#

For 21204: SoundFX 18459  
Super Turbo 17733#

Univ. SoundFX 17853<sup>1055</sup>  
Ultra Flo SS 17283#

**1994-92 6 CYL. S10/SONOMA w/4.3L ENG.,  
(12751) 4 W.D. (EXC. SYCLONE & H.D. OFF ROAD PKG.)**



For 15571: Univ. Conv. 15042#

For 21134: SoundFX 18551  
Super Turbo 17733#

Univ. SoundFX 17853<sup>1059</sup>  
Ultra Flo SS 17283#

For 22726: SoundFX 18221  
Super Turbo 17733#

Univ. SoundFX 17853<sup>1054,1058</sup>

For 22787: Tru-Fit 18112<sup>582</sup>  
Super Turbo 17733#

Ultra Flo SS 17283#  
Univ. SoundFX 17853<sup>1054,1058</sup>  
Ultra Flo SS 17283#

31398 Gskt.	31571 Gskt.	31882 Fling.	31928 Fling.	36463 Sprgs.															

**NOT LEGAL FOR SALE IN STATE OF CALIFORNIA  
IN NEW YORK STATE, CONVERTERS LISTED ARE LEGAL FOR FEDERAL/EPA EMISSION VEHICLES ONLY**

- ♦ If welded assembly, replace all required parts.
- # Modifications and/or additional parts required.
- 37 Fits All Emissions Vehicles.
- 167 Flange included with Pipe.
- 369 Requires 36369 Hanger.
- 519 Requires 41954 Adapter on Outlet.

**862 567** Requires 41709 Extension Pipe & (1) Extra 35408 (2") Clamp.

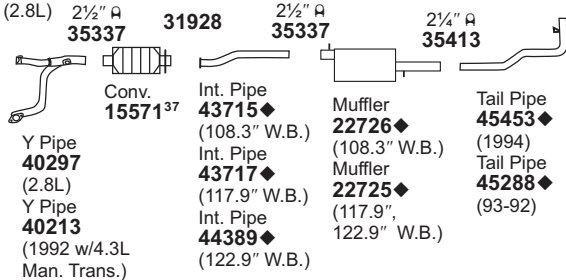
- 577 Requires Extension Pipe & (1) Extra 35413 (2 1/4") Clamp.
- 582 Requires Extension Pipe & (1) Extra 35414 (2 1/2") Clamp.
- 1053 Must Be Used w/ 51097
- 1054 Must Be Used w/ 51098
- 1055 Must Be Used w/ 51099
- 1058 Must Be Used w/ 36527
- 1059 Must Be Used w/ 51101



# LIGHT TRUCK

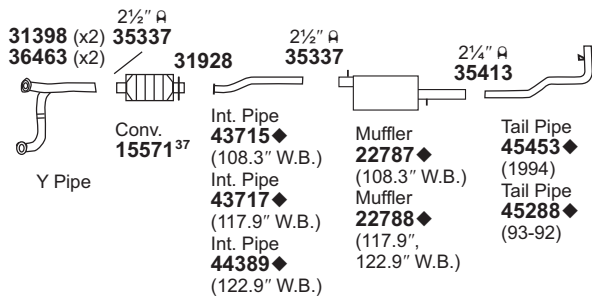
## 1994-92 6 CYL. S10/SONOMA w/2.8L, 4.3L ENG., (12752) 2 W.D. (EXC. HIGH OUTPUT)

- 31398 (x2)
- 36463 (x2) (4.3L)
- 31522 (x2)
- 35281 (x4) (2.8L)
- 2 1/2" R 35337
- 31928
- 2 1/2" R 35337
- 2 1/4" R 35413
- Y Pipe 40297 (2.8L)
- Y Pipe 40213 (1992 w/4.3L Man. Trans.)



- For 15571: Univ. Conv. 15042#
- For 22725: SoundFX 18220 Super Turbo 17733#
- For 22726: SoundFX 18221 Super Turbo 17733#
- Univ. SoundFX 17853<sup>1056,1057</sup>
- Ultra Flo SS 17283#
- Univ. SoundFX 17853<sup>1054,1058</sup>
- Ultra Flo SS 17283#

## 1994-92 6 CYL. SONOMA w/4.3L HIGH OUTPUT ENG. CODE W, 2 W.D. (12753)

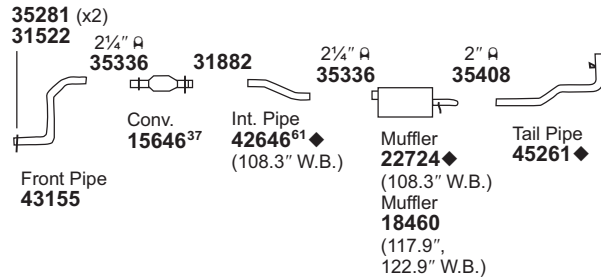


- For 15571: Univ. Conv. 15042#
- For 22787: Tru-Fit 18112<sup>582</sup> Super Turbo 17733#
- For 22788: Tru-Fit 18112 Super Turbo 17733#
- Univ. SoundFX 17853<sup>1054,1058</sup>
- Ultra Flo SS 17283#
- Univ. SoundFX 17853<sup>1056,1057</sup>
- Ultra Flo SS 17283#

31398 Gskt.	31522 Gskt.	31882 Flng.	31928 Flng.	35281 Spring	35358 Brkt.	35462 Insl.	35940 Brkt.	36463 Sprgs.						
-------------	-------------	-------------	-------------	--------------	-------------	-------------	-------------	--------------	--	--	--	--	--	--

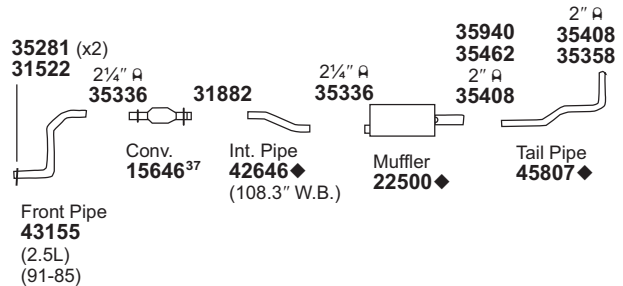
## CHEVROLET/GMC S10/S15 Sonoma Pickup - 2 & 4 W.D.

### 1993-92 4 CYL. S10/SONOMA w/2.5L ENG., (12754) 2 W.D.



- For 15646: Univ. Conv. 15037#
- For 18460: Tru-Fit 18111<sup>577</sup>
- For 22724: SoundFX 18277 Super Turbo 17731#
- Tru-Fit 18107<sup>567</sup>
- Ultra Flo SS 17282#

### 1991-83 4 CYL. S10/S15 SONOMA w/1.9L, 2.0L, 2.5L ENG., 2 W.D. (12755)



- For 15646: Univ. Conv. 15037#
- For 22500: SoundFX 18187 Univ. SoundFX 17800# Ultra Flo SS 17282#
- Tru-Fit 18107<sup>509,522</sup> Super Turbo 17731#

**DYNOMAX** SYSTEM AVAILABLE, See DynoMax Catalog

NOT LEGAL FOR SALE IN STATE OF CALIFORNIA

IN NEW YORK STATE, CONVERTERS LISTED ARE LEGAL FOR FEDERAL/EPA EMISSION VEHICLES ONLY

- ◆ If welded assembly, replace all required parts.
- # Modifications and/or additional parts required.
- 37 Fits All Emissions Vehicles.
- 61 Cut to fit.
- 509 Requires 41740 Spout & 35408 (2") Clamp.
- 522 Requires 35003 Bracket.
- 567 Requires 41709 Extension Pipe & (1) Extra 35408 (2") Clamp.

- 577 Requires Extension Pipe & (1) Extra 35413 (2 1/4") Clamp.
- 582 Requires Extension Pipe & (1) Extra 35414 (2 1/2") Clamp.
- 1054 Must Be Used w/ 51098
- 1056 Must Be Used w/ 51100
- 1057 Must Be Used w/ 36526
- 1058 Must Be Used w/ 36527

GENERAL INFORMATION

PASSENGER CAR

LIGHT TRUCK

MUFFLER SPECS.

OPTIONAL MUFFLERS

CONVERTER SPECS.

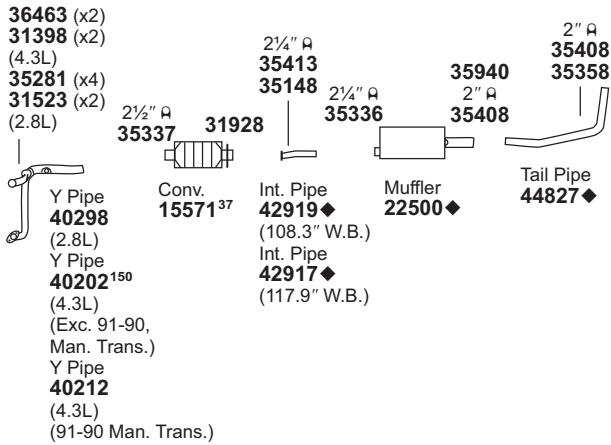
ACCESSORIES

FOOTNOTES

# LIGHT TRUCK

## CHEVROLET/GMC S10/S15 Sonoma Pickup - 2 & 4 W.D.

1991-88 6 CYL. S10/S15, SONOMA w/2.8L, 4.3L  
(12756) ENG., 4 W.D.



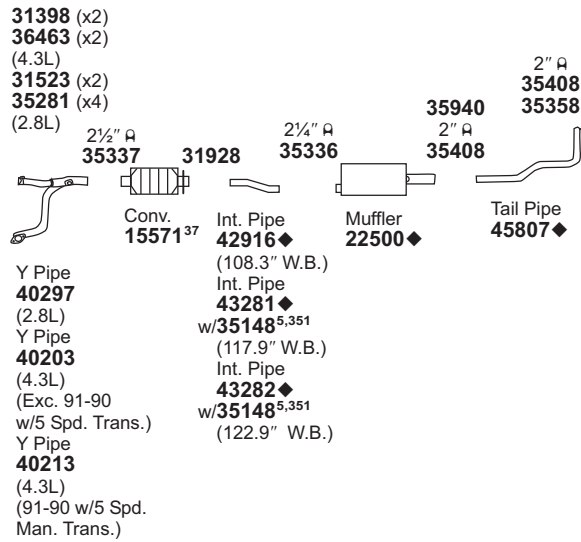
**DYNOMAX** SYSTEM AVAILABLE, See DynoMax Catalog

For 15571: Univ. Conv. 15042#

For 22500: SoundFX 18187  
Univ. SoundFX 17800#  
Ultra Flo SS 17282#

Tru-Fit 18107<sup>509,522</sup>  
Super Turbo 17731#

1991-88 6 CYL. S10/S15 w/2.8L, 4.3L ENG.,  
(12757) 2 W.D.



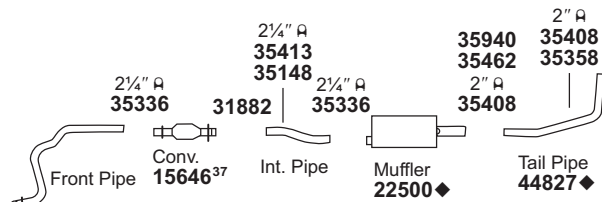
**DYNOMAX** SYSTEM AVAILABLE, See DynoMax Catalog

For 15571: Univ. Conv. 15042#

For 22500: SoundFX 18187  
Univ. SoundFX 17800#  
Ultra Flo SS 17282#

Tru-Fit 18107<sup>509,522</sup>  
Super Turbo 17731#

1988-83 4 CYL. S10/S15 w/1.9L, 2.0L, 2.5L ENG.,  
(12758) 4 W.D.



For 15646: Univ. Conv. 15037#

For 22500: SoundFX 18187  
Univ. SoundFX 17800#  
Ultra Flo SS 17282#

Tru-Fit 18107<sup>509,522</sup>  
Super Turbo 17731#

31398 Gskt.	31523 Gskt.	31882 Fling.	31928 Fling.	35148 Brkt.	35281 Spring	35358 Brkt.	35462 Insl.	35940 Brkt.	36463 Sprgs.				

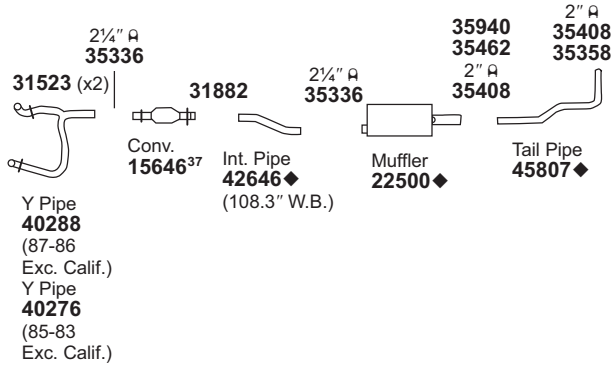
NOT LEGAL FOR SALE IN STATE OF CALIFORNIA  
IN NEW YORK STATE, CONVERTERS LISTED ARE LEGAL FOR FEDERAL/EPA EMISSION VEHICLES ONLY

- ◆ If welded assembly, replace all required parts.
- # Modifications and/or additional parts required.
- 5 Requires 35413 (2 1/4") Clamp.
- 37 Fits All Emissions Vehicles.

- 150 If oxygen sensor not used, Plug 35299 is required.
- 351 Replaces O.E. Bracket.
- 509 Requires 41740 Spout & 35408 (2") Clamp.
- 522 Requires 35003 Bracket.

# LIGHT TRUCK

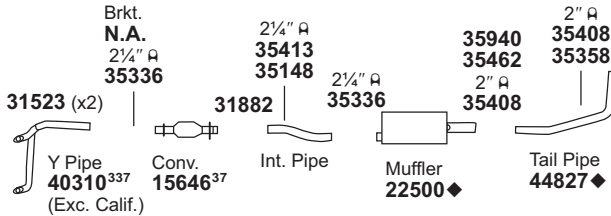
**1987-83 6 CYL. S10/S15 w/2.8L ENG., 2 W.D. (12759)**



**DYNOMAX** SYSTEM AVAILABLE, See DynoMax Catalog

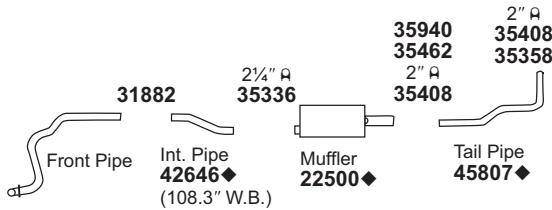
For 15646: Univ. Conv. 15037#  
For 22500: SoundFX 18187  
Univ. SoundFX 17800#  
Ultra Flo SS 17282#  
Tru-Fit 18107<sup>509,522</sup>  
Super Turbo 17731#

**1987-83 6 CYL. S10/S15 w/2.8L ENG., 4 W.D. (12760)**



For 15646: Univ. Conv. 15037#  
For 22500: SoundFX 18187  
Univ. SoundFX 17800#  
Ultra Flo SS 17282#  
Tru-Fit 18107<sup>509,522</sup>  
Super Turbo 17731#

**1985-84 4 CYL. S10/S15 w/2.2L DIESEL ENG., 2 W.D. (12761)**



**DYNOMAX** SYSTEM AVAILABLE, See DynoMax Catalog

For 22500: SoundFX 18187  
Univ. SoundFX 17800#  
Ultra Flo SS 17282#  
Tru-Fit 18107<sup>509,522</sup>  
Super Turbo 17731#

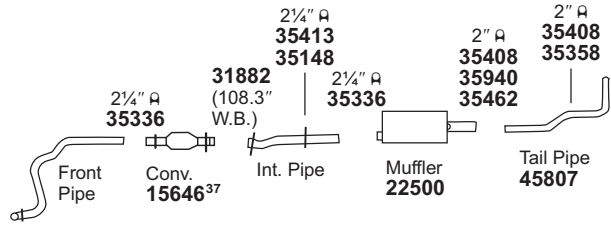
31523 Gskt.	31554 Gskt.	31718 Gskt.	31882 Flng.	35148 Brkt.	35229 Insl.	35358 Brkt.	35462 Insl.	35940 Brkt.						

NOT LEGAL FOR SALE IN STATE OF CALIFORNIA  
IN NEW YORK STATE, CONVERTERS LISTED ARE LEGAL FOR FEDERAL/EPA EMISSION VEHICLES ONLY

- ◆ If welded assembly, replace all required parts.
- # Modifications and/or additional parts required.
- 37 Fits All Emissions Vehicles.
- 337 If sensor required, drill 0.50" hole in Pipe at sensor tap.

## CHEVROLET/GMC S10/S15 Sonoma Pickup - 2 & 4 W.D.

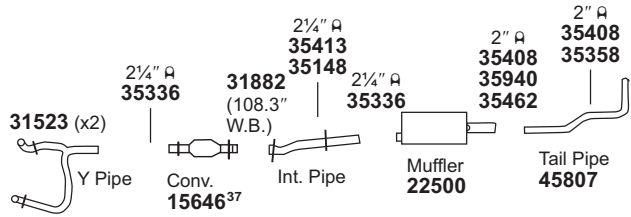
**1982 4 CYL. S10/S15 w/1.9L ENG. (12762)**



**DYNOMAX** SYSTEM AVAILABLE, See DynoMax Catalog

For 15646: Univ. Conv. 15037#  
For 22500: SoundFX 18187  
Univ. SoundFX 17800#  
Ultra Flo SS 17282#  
Tru-Fit 18107<sup>509,522</sup>  
Super Turbo 17731#

**1982 6 CYL. S10/S15 w/2.8L ENG. (12763)**

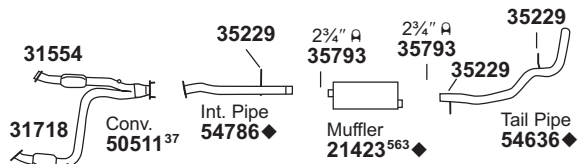


**DYNOMAX** SYSTEM AVAILABLE, See DynoMax Catalog

For 15646: Univ. Conv. 15037#  
For 22500: SoundFX 18187  
Univ. SoundFX 17800#  
Ultra Flo SS 17282#  
Tru-Fit 18107<sup>509,522</sup>  
Super Turbo 17731#

## CHEVROLET/GMC Suburban 1/2 Ton - 2 & 4 W.D.

**2000 8 CYL. SUBURBAN 1500 w/5.3L ENG. (12764)**



For 21423: SoundFX 18957

GENERAL  
INFORMATION

PASSENGER  
CAR

LIGHT  
TRUCK

MUFFLER  
SPECS.

OPTIONAL  
MUFFLERS

CONVERTER  
SPECS.

ACCESSORIES

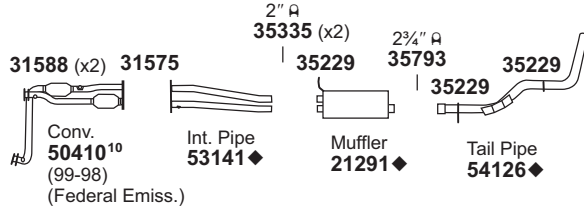
FOOTNOTES

# LIGHT TRUCK

## CHEVROLET/GMC

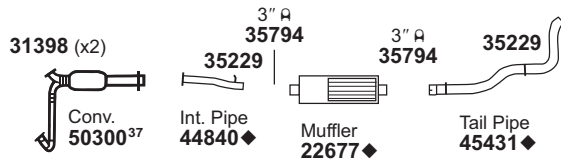
Suburban 1/2 Ton - 2 & 4 W.D.

**1999-98 8 CYL. C/K1500 SUBURBAN w/5.7L ENG., FEDERAL EMISSIONS**  
**1997-96 8 CYL. C/K1500 SUBURBAN w/5.7L ENG.**  
 (12765)



For 21291: SoundFX 18805  
 For 50410: Univ. Conv. 93236#

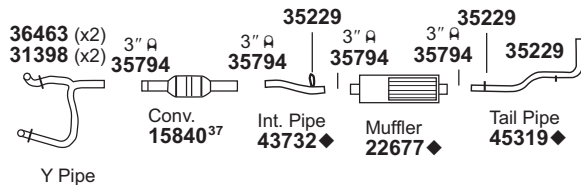
**1995-94 8 CYL. C/K1500 SUBURBAN w/5.7L ENG. - 131.5" W.B., w/WELDED CONVERTER**  
 (12766)



**DYNOMAX** SYSTEM AVAILABLE, See DynoMax Catalog

For 22677: SoundFX 18218  
 For 50300: Univ. Conv. 15043#

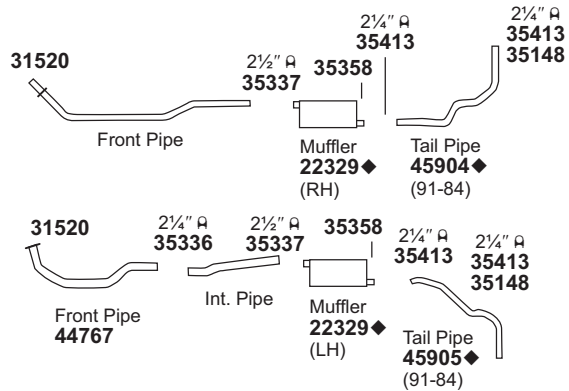
**1993-92 8 CYL. C/K1500 SUBURBAN w/5.7L ENG. - 131.5" W.B., w/o WELDED CONVERTER**  
 (12767)



**DYNOMAX** SYSTEM AVAILABLE, See DynoMax Catalog

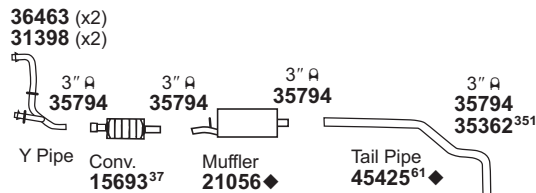
For 15840: Univ. Conv. 15043#  
 For 22677: SoundFX 18218

**1991-82 8 CYL. C10/C1500, R10/R1500 SUBURBAN MODELS w/6.2L DIESEL ENG. - 129.5" W.B.**  
 (12768)



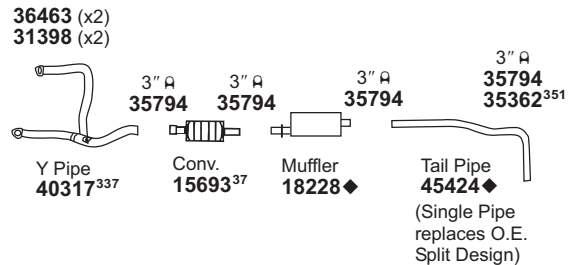
For 22329: SoundFX 18274<sup>511</sup>  
 Univ. SoundFX 17845#  
 Ultra Flo SS 17258<sup>576</sup>  
 Tru-Fit 18124<sup>674</sup>  
 Super Turbo 17749#

**1991 8 CYL. C10/C1500, R10/R1500 SUBURBAN w/5.7L ENG. - 129.5" W.B. w/3" MUFFLER OUTLET**  
 (12769)



For 15693: Univ. Conv. 15043#  
 For 21056: Univ. SoundFX 17809#

**1991-87 8 CYL. K10/K1500, V10/V1500 SUBURBAN w/5.7L ENG. - 129.5" W.B.**  
 (12770)



For 15693: Univ. Conv. 15043#

31398 Gskt.	31520 Gskt.	31575 Gskt.	31588 Gskt.	35148 Brkt.	35229 Insl.	35358 Brkt.	35362 Brkt.	36463 Sprgs.						

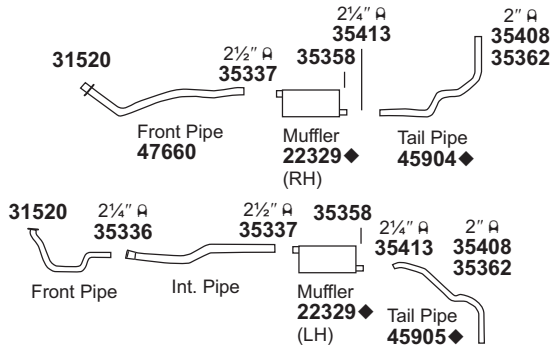
NOT LEGAL FOR SALE IN STATE OF CALIFORNIA  
 IN NEW YORK STATE, CONVERTERS LISTED ARE LEGAL FOR FEDERAL/EPA EMISSION VEHICLES ONLY

- ◆ If welded assembly, replace all required parts.
- # Modifications and/or additional parts required.
- 10 Fits Federal/EPA Emission Vehicles.
- 37 Fits All Emissions Vehicles.
- 61 Cut to fit.

- 351 Replaces O.E. Bracket.
- 511 Requires 35103 Hanger.
- 576 For installation instructions and additional parts required, see the Cross Reference Chart in the Master Catalog.
- 674 May require Bracket.

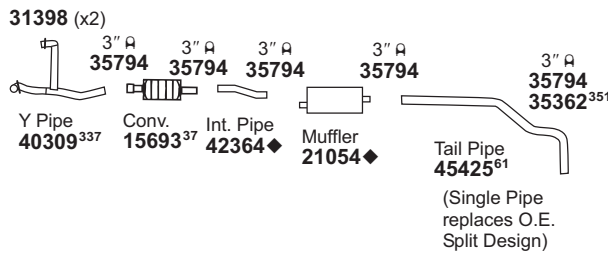
# LIGHT TRUCK

**1991-84 8 CYL. K10/K1500, V10/V1500 SUBURBAN w/6.2L DIESEL ENG. - 129.5" W.B.**  
(12771)



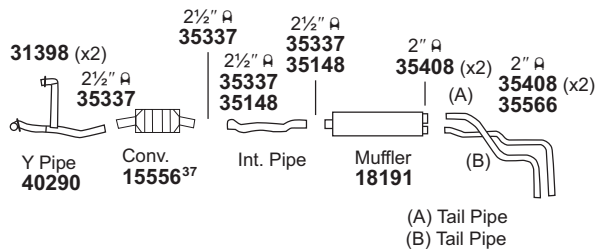
For 22329: SoundFX 18274<sup>511</sup> Tru-Fit 18124<sup>674</sup>  
Univ. SoundFX 17845# Super Turbo 17749#  
Ultra Flo SS 17258<sup>576</sup>

**1990-87 8 CYL. C10/C1500, R10/R1500 SUBURBAN MODELS w/5.7L ENG. - 129.5" W.B.**  
(12772)



For 15693: Univ. Conv. 15043#  
For 21054: SoundFX 18229 Tru-Fit 18180

**1987 8 CYL. C10/1500, R10/1500 SUBURBAN MODELS w/5.0L ENG. - 129.5" W.B.**  
(12773)



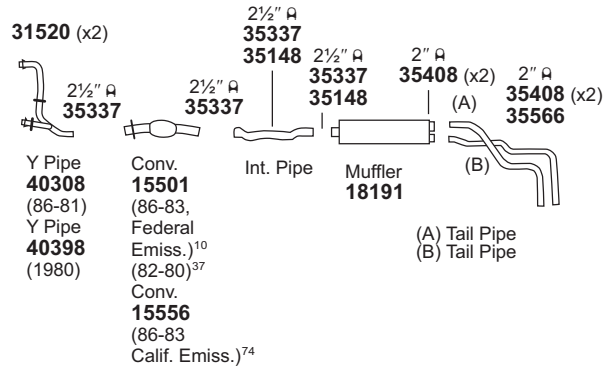
For 15556: Univ. Conv. 15146#  
For 18191: Tru-Fit 18171<sup>562</sup> Univ. SoundFX 17849

31398 Gskt.	31520 Gskt.	35148 Brkt.	35358 Brkt.	35362 Brkt.	35566 Brkt.								

## CHEVROLET/GMC

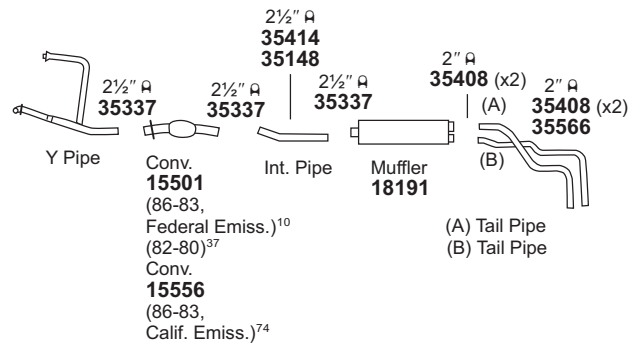
Suburban 1/2 Ton - 2 & 4 W.D.

**1986-80 8 CYL. C10/C1500 SUBURBAN MODELS w/5.0L, 5.7L ENG. - 129.5" W.B.**  
(12774)



For 15501: Univ. Conv. 15042#  
For 15556: Univ. Conv. 15146#  
For 18191: Tru-Fit 18171<sup>562</sup> Univ. SoundFX 17849

**1986-80 8 CYL. K10/K1500 SUBURBAN MODELS w/5.7L ENG. - 129.5" W.B.**  
(12775)



For 15501: Univ. Conv. 15042#  
For 15556: Univ. Conv. 15146#  
For 18191: Tru-Fit 18171<sup>562</sup> Univ. SoundFX 17849

NOT LEGAL FOR SALE IN STATE OF CALIFORNIA  
IN NEW YORK STATE, CONVERTERS LISTED ARE LEGAL FOR FEDERAL/EPA EMISSION VEHICLES ONLY

- ◆ If welded assembly, replace all required parts.
- # Modifications and/or additional parts required.
- <sup>10</sup> Fits Federal/EPA Emission Vehicles.
- <sup>37</sup> Fits All Emissions Vehicles.
- <sup>61</sup> Cut to fit.
- <sup>74</sup> Fits California/50 State Emission Vehicles.
- <sup>337</sup> If sensor required, drill 0.50" hole in Pipe at sensor tap.

- <sup>351</sup> Replaces O.E. Bracket.
- <sup>511</sup> Requires 35103 Hanger.
- <sup>562</sup> Single Outlet Muffler replaces Dual Outlet Muffler. Use pipe designated as "A" tail pipe.
- <sup>576</sup> For installation instructions and additional parts required, see the Cross Reference Chart in the Master Catalog.
- <sup>674</sup> May require Bracket.

GENERAL INFORMATION

PASSENGER CAR

LIGHT TRUCK

MUFFLER SPECS.

OPTIONAL MUFFLERS

CONVERTER SPECS.

ACCESSORIES

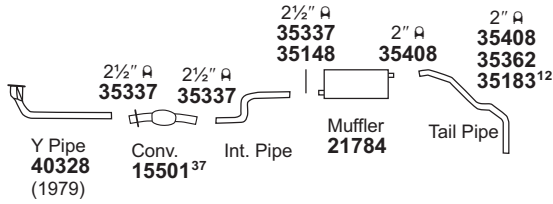
FOOTNOTES

# LIGHT TRUCK

## CHEVROLET/GMC

Suburban 1/2 Ton - 2 & 4 W.D.

**1979-77 6 CYL. C10/C1500 SUBURBAN MODELS  
(12776) w/4.1L (250 C.I.D.) ENG. - 129.5" W.B., w/CONVERTER**

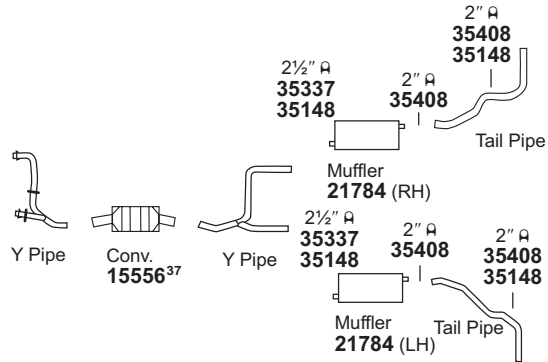


For 15501: Univ. Conv. 15042#

For 21784: SoundFX 18293  
Univ. SoundFX 17831  
Ultra Flo SS 17258<sup>576</sup>

Tru-Fit 18120  
Super Turbo 17749#  
H.D. Muffler 22730 △

**1979-78 8 CYL. C10/C1500 SUBURBAN MODELS  
(12778) w/7.4L (454 C.I.D.) ENG. - 129.5" W.B., w/CONVERTER**

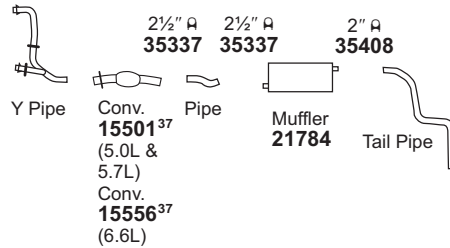


For 15556: Univ. Conv. 15146#

For 21784: SoundFX 18293  
Univ. SoundFX 17831  
Ultra Flo SS 17258<sup>576</sup>

Tru-Fit 18120  
Super Turbo 17749#  
H.D. Muffler 22730 △

**1979 8 CYL. K10/K1500 SUBURBAN MODELS  
(12779) w/5.0L (305 C.I.D.), 5.7L (350 C.I.D.), 6.6L (400 C.I.D.) ENG. - 129.5" W.B., w/CONVERTER**



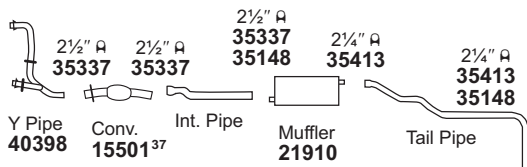
For 15501: Univ. Conv. 15042#

For 15556: Univ. Conv. 15146#

For 21784: SoundFX 18293  
Univ. SoundFX 17831  
Ultra Flo SS 17258<sup>576</sup>

Tru-Fit 18120  
Super Turbo 17749#  
H.D. Muffler 22730 △

**1979-78 8 CYL. C10/C1500 SUBURBAN MODELS  
(12777) w/5.0L (305 C.I.D.), 5.7L (350 C.I.D.) ENG. - 129.5" W.B., w/CONVERTER**

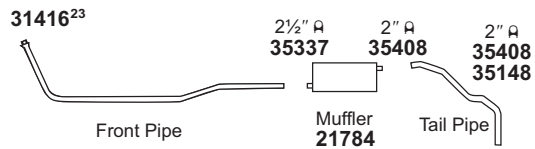


For 15501: Univ. Conv. 15042#

For 21910: SoundFX 18274  
Univ. SoundFX 17845  
Ultra Flo SS 17258<sup>576</sup>

Tru-Fit 18124  
Super Turbo 17749#

**1978-76 6 CYL. C10/C1500 SUBURBAN MODELS  
(12780) w/4.1L (250 C.I.D.) ENG. - 129.5" W.B., w/o CONVERTER**



For 21784: SoundFX 18293  
Univ. SoundFX 17831  
Ultra Flo SS 17258<sup>576</sup>

Tru-Fit 18120  
Super Turbo 17749#  
H.D. Muffler 22730 △

31416 Gskt.	35148 Brkt.	35183 Insl.	35362 Brkt.																

NOT LEGAL FOR SALE IN STATE OF CALIFORNIA

IN NEW YORK STATE, CONVERTERS LISTED ARE LEGAL FOR FEDERAL/EPA EMISSION VEHICLES ONLY

△ H.D. Arc-welded construction, recommended for commercial use.

# Modifications and/or additional parts required.

12 Rivet must be drilled out of O.E. Hanger.

23 Also available 31400 asbestos Gasket.

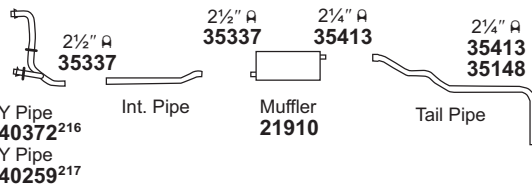
37 Fits All Emissions Vehicles.

576 For installation instructions and additional parts required, see the Cross Reference Chart in the Master Catalog.

# LIGHT TRUCK

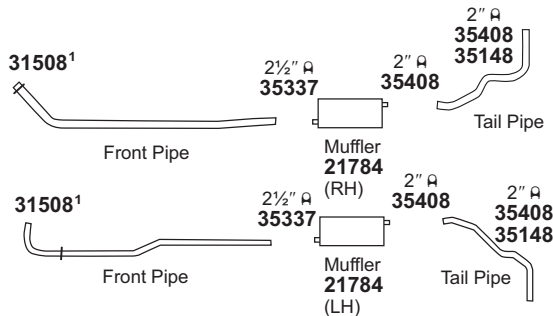
**1978-76 8 CYL. C10/C1500 SUBURBAN MODELS w/5.0L (305 C.I.D.), 5.7L (350 C.I.D.) ENG. - 129.5" W.B., w/o CONVERTER**  
(12781)

31400



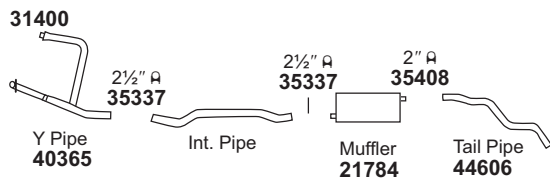
For 21910: SoundFX 18274      Tru-Fit 18124  
Univ. SoundFX 17845      Super Turbo 17749#  
Ultra Flo SS 17258<sup>576</sup>

**1978-75 8 CYL. C10/C1500 SUBURBAN MODELS w/7.4L (454 C.I.D.) ENG. - 129.5" W.B., w/o CONVERTER**  
(12782)



For 21784: SoundFX 18293      Tru-Fit 18120  
Univ. SoundFX 17831      Super Turbo 17749#  
Ultra Flo SS 17258<sup>576</sup>      H.D. Muffler 22730△

**1978-77 8 CYL. K10/K1500 SUBURBAN MODELS w/5.0L (305 C.I.D.) ENG. - 129.5", FEDERAL EMISSIONS, SINGLE EXHAUST, w/o CONVERTER**  
(12783)



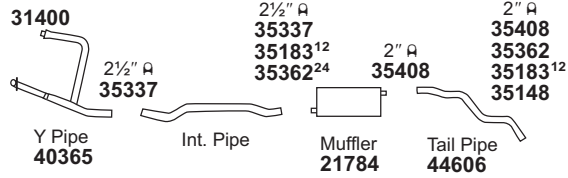
For 21784: SoundFX 18293      Tru-Fit 18120  
Univ. SoundFX 17831      Super Turbo 17749#  
Ultra Flo SS 17258<sup>576</sup>      H.D. Muffler 22730△

31400 Gskt.	31416 Gskt.	31508 Gskt.	35148 Brkt.	35183 Insl.	35362 Brkt.

## CHEVROLET/GMC

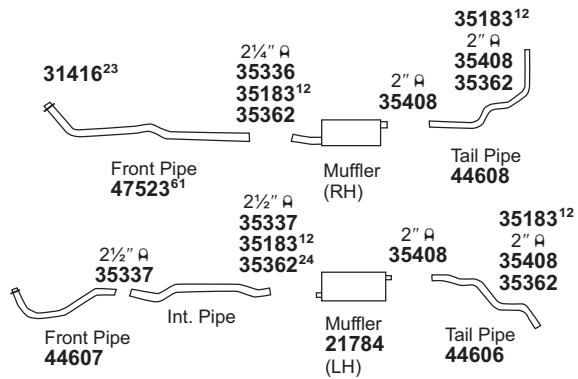
Suburban 1/2 Ton - 2 & 4 W.D.

**1978-76 8 CYL. K10/K1500 SUBURBAN MODELS w/5.7L (350 C.I.D.) ENG. - 129.5" W.B., SINGLE EXHAUST, w/o CONVERTER**  
(12784)



For 21784: SoundFX 18293      Tru-Fit 18120  
Univ. SoundFX 17831      Super Turbo 17749#  
Ultra Flo SS 17258<sup>576</sup>      H.D. Muffler 22730△

**1978-76 8 CYL. K10/K1500 SUBURBAN MODELS w/5.7L (350 C.I.D.), 6.6L (400 C.I.D.) ENG. - 129.5" W.B., DUAL EXHAUST, w/o CONVERTER**  
(12785)



For 21784: SoundFX 18293      Tru-Fit 18120  
Univ. SoundFX 17831      Super Turbo 17749#  
Ultra Flo SS 17258<sup>576</sup>      H.D. Muffler 22730△

GENERAL INFORMATION

PASSENGER CAR

LIGHT TRUCK

MUFFLER SPECS.

OPTIONAL MUFFLERS

CONVERTER SPECS.

ACCESSORIES

FOOTNOTES

NOT LEGAL FOR SALE IN STATE OF CALIFORNIA  
IN NEW YORK STATE, CONVERTERS LISTED ARE LEGAL FOR FEDERAL/EPA EMISSION VEHICLES ONLY

△ H.D. Arc-welded construction, recommended for commercial use.  
# Modifications and/or additional parts required.  
1 Also available 31500 asbestos Gasket.  
12 Rivet must be drilled out of O.E. Hanger.  
23 Also available 31400 asbestos Gasket.  
24 Requires 35337 (2 1/2") Clamp.

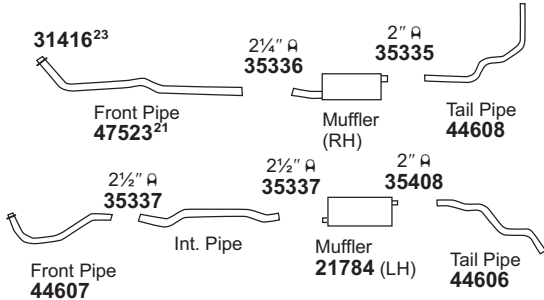
61 Cut to fit.  
216 Fits Models w/manifold Gasket.  
217 Fits Models w/o manifold Gasket.  
576 For installation instructions and additional parts required, see the Cross Reference Chart in the Master Catalog.

# LIGHT TRUCK

## CHEVROLET/GMC

Suburban 1/2 Ton - 2 & 4 W.D.

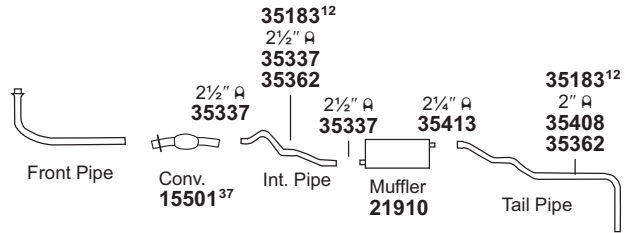
**1977 8 CYL. K10/K1500 SUBURBAN MODELS w/5.0L (305 C.I.D.) ENG. - 129.5" W.B., DUAL EXHAUST, w/o CONVERTER**  
(12786)



For 21784: SoundFX 18293  
Univ. SoundFX 17831  
Ultra Flo SS 17258<sup>576</sup>

Tru-Fit 18120  
Super Turbo 17749#  
H.D. Muffler 22730 △

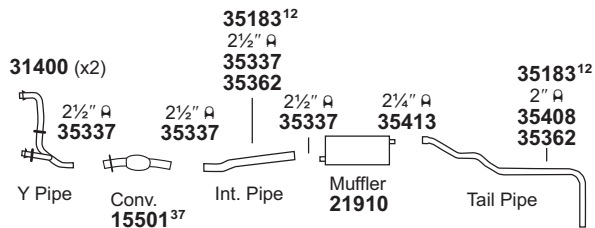
**1975 6 CYL. C10/C1500 SUBURBAN MODELS w/4.1L (250 C.I.D.) ENG. - 129.5" W.B. - LATE MODELS w/2 1/4" O.D. TAIL PIPE**  
(12788)



For 15501: Univ. Conv. 15042#  
For 21910: SoundFX 18274  
Univ. SoundFX 17845  
Ultra Flo SS 17258<sup>576</sup>

Tru-Fit 18124  
Super Turbo 17749#

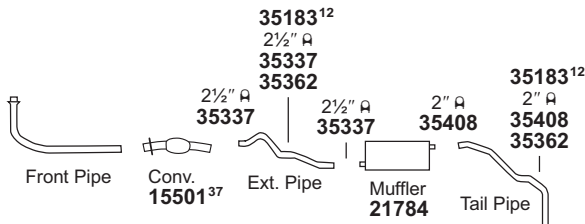
**1975 8 CYL. C10/C1500 SUBURBAN MODELS w/5.7L (350 C.I.D.) ENG. - 129.5" W.B., w/CONVERTER**  
(12789)



For 15501: Univ. Conv. 15042#  
For 21910: SoundFX 18274  
Univ. SoundFX 17845  
Ultra Flo SS 17258<sup>576</sup>

Tru-Fit 18124  
Super Turbo 17749#

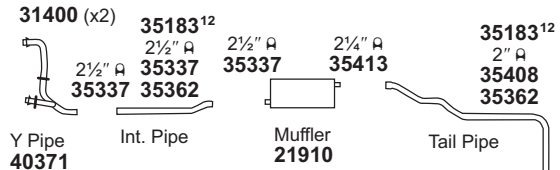
**1975 6 CYL. C10/C1500 SUBURBAN MODELS w/4.1L (250 C.I.D.) ENG. - 129.5" W.B. - EARLY MODELS w/2" O.D. TAIL PIPE**  
(12787)



For 15501: Univ. Conv. 15042#  
For 21784: SoundFX 18293  
Univ. SoundFX 17831  
Ultra Flo SS 17258<sup>576</sup>

Tru-Fit 18120  
Super Turbo 17749#  
H.D. Muffler 22730 △

**1975 8 CYL. C10/C1500 SUBURBAN MODELS w/5.7L (350 C.I.D.) ENG. - 129.5" W.B., w/o CONVERTER**  
(12790)



For 21910: SoundFX 18274  
Univ. SoundFX 17845  
Ultra Flo SS 17258<sup>576</sup>

Tru-Fit 18124  
Super Turbo 17749#

31400 Gskt.	31416 Gskt.	35183 Insl.	35362 Brkt.																

NOT LEGAL FOR SALE IN STATE OF CALIFORNIA  
IN NEW YORK STATE, CONVERTERS LISTED ARE LEGAL FOR FEDERAL/EPA EMISSION VEHICLES ONLY

△ H.D. Arc-welded construction, recommended for commercial use.

# Modifications and/or additional parts required.

12 Rivet must be drilled out of O.E. Hanger.

21 Cut 2" off Outlet.

23 Also available 31400 asbestos Gasket.

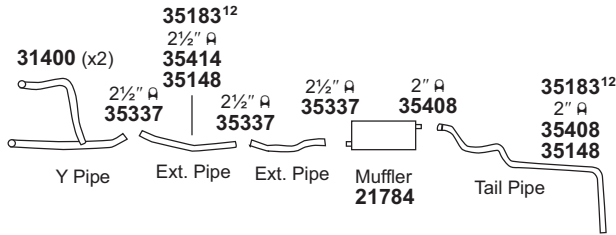
37 Fits All Emissions Vehicles.

576 For installation instructions and additional parts required, see the Cross Reference Chart in the Master Catalog.



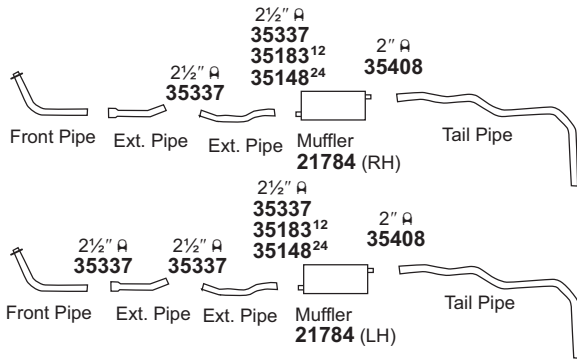
# LIGHT TRUCK

**1975 8 CYL. K10/K1500 SUBURBAN MODELS w/5.7L (350 C.I.D.) ENG. - 129.5" W.B., w/o CONVERTER (12791)**



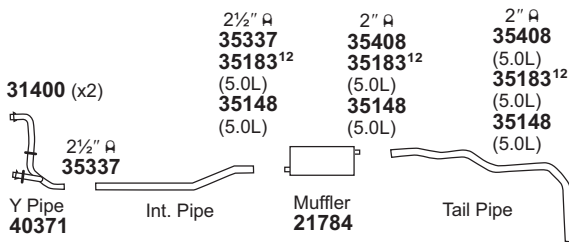
For 21784: SoundFX 18293 Univ. SoundFX 17831 Ultra Flo SS 17258<sup>576</sup> Tru-Fit 18120 Super Turbo 17749# H.D. Muffler 22730△

**1975 8 CYL. K10/K1500 SUBURBAN MODELS w/6.6L (400 C.I.D.) ENG. - 129.5" W.B. (12792)**



For 21784: SoundFX 18293 Univ. SoundFX 17831 Ultra Flo SS 17258<sup>576</sup> Tru-Fit 18120 Super Turbo 17749# H.D. Muffler 22730△

**1974-73 8 CYL. C10/C1500 w/5.7L (350 C.I.D.) ENG. (12793)**  
**1973 8 CYL. C10/C1500 w/5.0L (307 C.I.D.) ENG. (12793)**



For 21784: SoundFX 18293 Univ. SoundFX 17831 Ultra Flo SS 17258<sup>576</sup> Tru-Fit 18120 Super Turbo 17749# H.D. Muffler 22730△

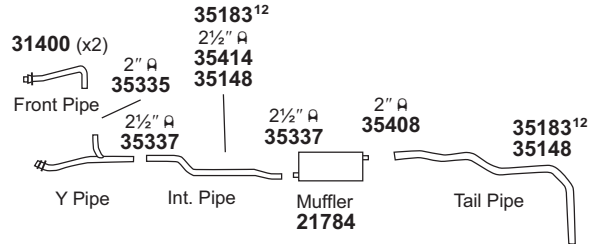
31400 Gskt.	31575 Gskt.	31588 Gskt.	31618 Gskt.	31668 Gskt.	35148 Brkt.	35183 Insl.	35229 Insl.										

NOT LEGAL FOR SALE IN STATE OF CALIFORNIA  
 IN NEW YORK STATE, CONVERTERS LISTED ARE LEGAL FOR FEDERAL/EPA EMISSION VEHICLES ONLY

◆ If welded assembly, replace all required parts.  
 △ H.D. Arc-welded construction, recommended for commercial use.  
 # Modifications and/or additional parts required.  
 10 Fits Federal/EPA Emission Vehicles.  
 12 Rivet must be drilled out of O.E. Hanger.

**CHEVROLET/GMC Suburban 1/2 Ton - 2 & 4 W.D.**

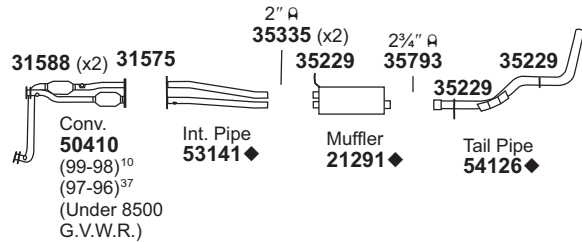
**1974-73 8 CYL. K10/K1500 SUBURBAN MODELS w/5.0L (307 C.I.D.), 5.7L (350 C.I.D.) ENG. (12794)**



For 21784: SoundFX 18293 Univ. SoundFX 17831 Ultra Flo SS 17258<sup>576</sup> Tru-Fit 18120 Super Turbo 17749# H.D. Muffler 22730△

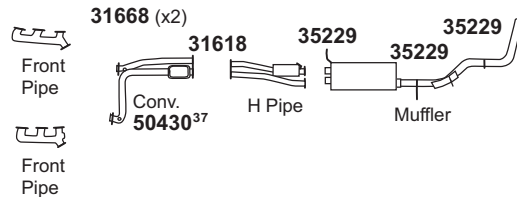
**CHEVROLET/GMC Suburban 3/4 Ton - 2 & 4 W.D.**

**1999-98 8 CYL. C/K2500 SUBURBAN w/5.7L ENG., FEDERAL EMISSIONS (12795)**  
**1997-96 8 CYL. C/K2500 SUBURBAN w/5.7L ENG. (12795)**



For 21291: SoundFX 18805  
 For 50410: Univ. Conv. 93236#

**1999-96 8 CYL. C/K2500 SUBURBAN w/7.4L ENG. (12796)**



For 50430: Univ. Conv. 93239#

GENERAL INFORMATION

PASSENGER CAR

LIGHT TRUCK

MUFFLER SPECS.

OPTIONAL MUFFLERS

CONVERTER SPECS.

ACCESSORIES

FOOTNOTES

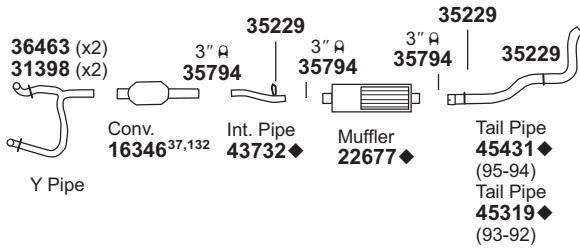
24 Requires 35337 (2 1/2") Clamp.  
 37 Fits All Emissions Vehicles.  
 576 For installation instructions and additional parts required, see the Cross Reference Chart in the Master Catalog.

# LIGHT TRUCK

## CHEVROLET/GMC

Suburban 3/4 Ton - 2 & 4 W.D.

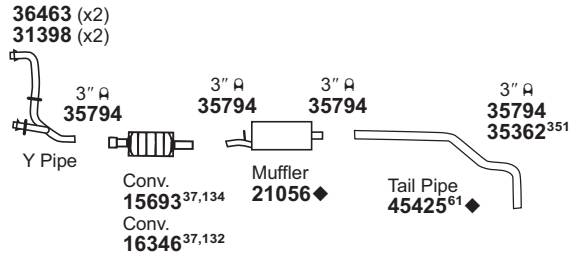
**1995-92 8 CYL. C/K2500 SUBURBAN w/5.7L ENG. - 131.5" W.B. (12797)**



**DynoMAX** SYSTEM AVAILABLE, See DynoMax Catalog

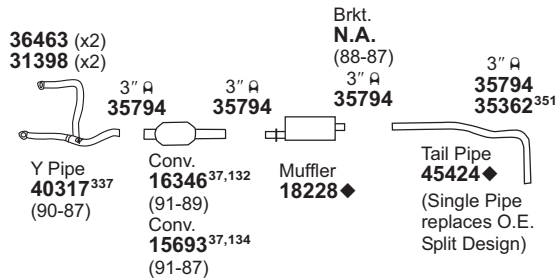
For 16346: Univ. Conv. 15103#  
For 22677: SoundFX 18218

**1991 8 CYL. C20/C2500, R20/R2500 SUBURBAN w/5.7L ENG. - 129.5" W.B., w/3" MUFFLER OUTLET (12799)**



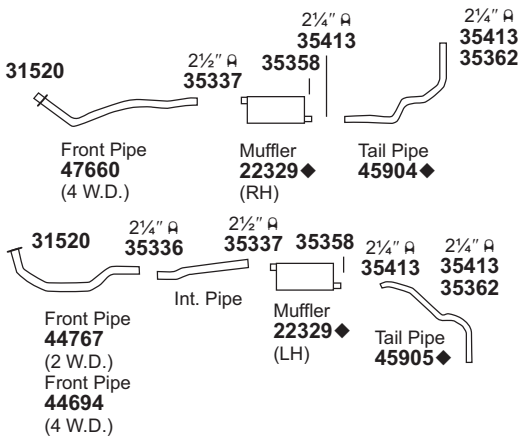
For 15693: Univ. Conv. 15043#  
For 16346: Univ. Conv. 15103#  
For 21056: Univ. SoundFX 17809#

**1991-87 8 CYL. K20/K2500, V20/V2500 SUBURBAN w/5.7L ENG. - 129.5" W.B., LIGHT DUTY EMISSIONS, w/ONE CONVERTER (12800)**



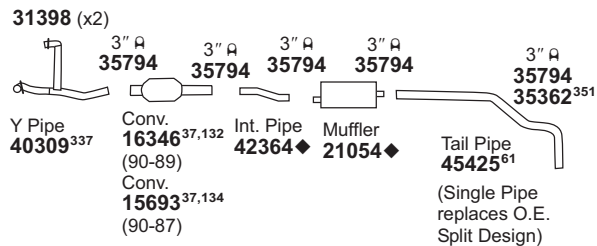
For 15693: Univ. Conv. 15043#  
For 16346: Univ. Conv. 15103#

**1991-84 8 CYL. C/K 20/2500, R/V 20/2500 SUBURBAN w/6.2L DIESEL ENG. - 129.5" W.B. (12798)**



For 22329: SoundFX 18274<sup>511</sup>  
Univ. SoundFX 17845#  
Ultra Flo SS 17258<sup>576</sup>  
Tru-Fit 18124<sup>674</sup>  
Super Turbo 17749#

**1990-87 8 CYL. C20/C2500, R20/R2500 SUBURBAN MODELS w/5.7L ENG. - 129.5" W.B., w/ONE CONVERTER (12801)**



For 15693: Univ. Conv. 15043#  
For 16346: Univ. Conv. 15103#  
For 21054: SoundFX 18229 Tru-Fit 18180

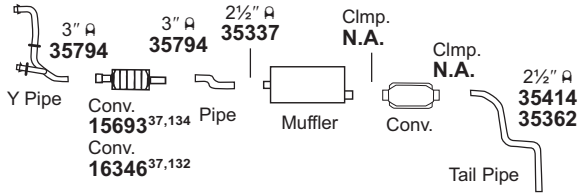
31398 Gskt. 	31520 Gskt. 	35229 Insl. 	35358 Brkt. 	35362 Brkt. 	36463 Sprgs. 						
--------------------	--------------------	--------------------	--------------------	--------------------	---------------------	--	--	--	--	--	--

NOT LEGAL FOR SALE IN STATE OF CALIFORNIA  
IN NEW YORK STATE, CONVERTERS LISTED ARE LEGAL FOR FEDERAL/EPA EMISSION VEHICLES ONLY

- ◆ If welded assembly, replace all required parts.
- # Modifications and/or additional parts required.
- 37 Fits All Emissions Vehicles.
- 61 Cut to fit.
- 132 Up to 11,000 G.V.W.R.
- 872 134 Up to 9,000 G.V.W.R.
- 337 If sensor required, drill 0.50" hole in Pipe at sensor tap.
- 351 Replaces O.E. Bracket.
- 511 Requires 35103 Hanger.
- 576 For installation instructions and additional parts required, see the Cross Reference Chart in the Master Catalog.
- 674 May require Bracket.

# LIGHT TRUCK

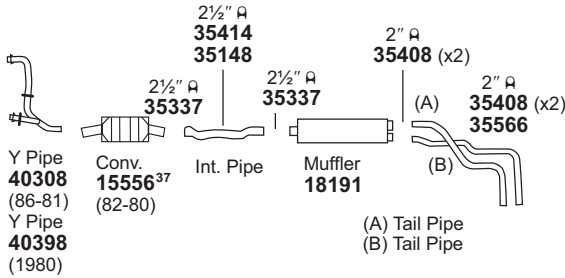
**1989-87 8 CYL. C20/C2500, R20/R2500 SUBURBAN MODELS w/5.7L, 7.4L ENG. - 129.5" W.B., w/TWO CONVERTER SYSTEM (12802)**



**IMPORTANT: SEE PAGE 10 FOR REAR CONVERTER INSTALLATION INSTRUCTIONS.**

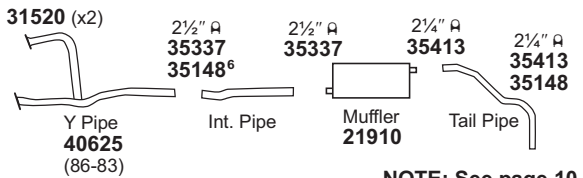
For 15693: Univ. Conv. 15043#  
For 16346: Univ. Conv. 15103#

**1986-80 8 CYL. C20/C2500 CANADIAN MODELS w/5.0L, 5.7L ENG. - 129.5" W.B., 4 DR. w/CONVERTER, DUAL OUTLET MUFFLER (12803)**



For 15556: Univ. Conv. 15146#  
For 18191: Tru-Fit 18171<sup>562</sup> Univ. SoundFX 17849

**1986-81 8 CYL. K20/K2500 SUBURBAN MODELS w/5.7L ENG. - 129.5" W.B., DO NOT USE w/FED. EMISSION CONTROL OR H5D EMISSIONS, SINGLE EXHAUST, SINGLE OUTLET, w/o CONVERTER (12804)**



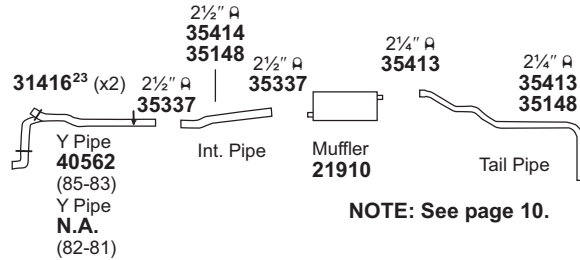
NOTE: See page 10.

For 21910: SoundFX 18274 Univ. SoundFX 17845 Ultra Flo SS 17258<sup>576</sup>  
Tru-Fit 18124 Super Turbo 17749#

## CHEVROLET/GMC

Suburban 3/4 Ton - 2 & 4 W.D.

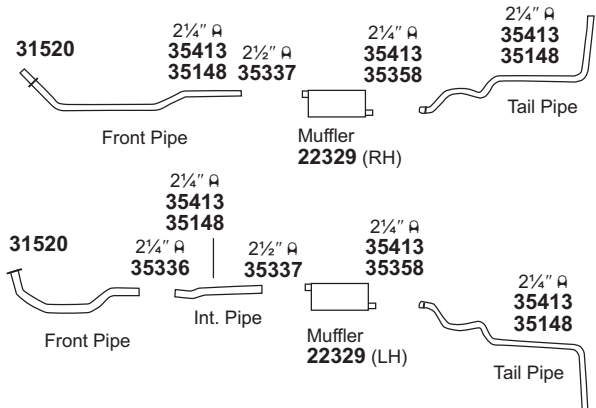
**1985-81 8 CYL. C20/C2500 SUBURBAN MODELS w/5.7L ENG. - 129.5" W.B., 4BBL, HEAVY DUTY - DO NOT USE w/FED. EMISSIONS OR H5D EMISSIONS, SINGLE EXHAUST, w/o CONVERTER (12805)**



NOTE: See page 10.

For 21910: SoundFX 18274 Univ. SoundFX 17845 Ultra Flo SS 17258<sup>576</sup>  
Tru-Fit 18124 Super Turbo 17749#

**1983-82 8 CYL. C20/C2500 SUBURBAN MODELS w/6.2L DIESEL ENG.- 129.5" W.B. (12806)**



For 22329: SoundFX 18274<sup>511</sup> Univ. SoundFX 17845# Ultra Flo SS 17258<sup>576</sup>  
Tru-Fit 18124<sup>574</sup> Super Turbo 17749#

31416 Gskt.	31520 Gskt.	35148 Brkt.	35358 Brkt.	35362 Brkt.	35566 Brkt.							

NOT LEGAL FOR SALE IN STATE OF CALIFORNIA  
IN NEW YORK STATE, CONVERTERS LISTED ARE LEGAL FOR FEDERAL/EPA EMISSION VEHICLES ONLY

# Modifications and/or additional parts required.  
6 Requires 35414 (2 1/2") Clamp.  
23 Also available 31400 asbestos Gasket.  
37 Fits All Emissions Vehicles.  
132 Up to 11,000 G.V.W.R.  
134 Up to 9,000 G.V.W.R.

511 Requires 35103 Hanger.  
562 Single Outlet Muffler replaces Dual Outlet Muffler. Use pipe designated as "A" tail pipe.  
576 For installation instructions and additional parts required, see the Cross Reference Chart in the Master Catalog.  
674 May require Bracket.

GENERAL INFORMATION

PASSENGER CAR

LIGHT TRUCK

MUFFLER SPECS.

OPTIONAL MUFFLERS

CONVERTER SPECS.

ACCESSORIES

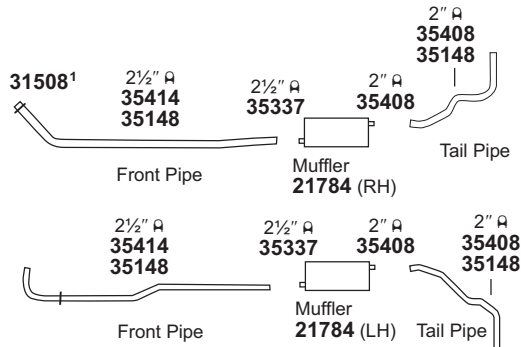
FOOTNOTES

# LIGHT TRUCK

## CHEVROLET/GMC

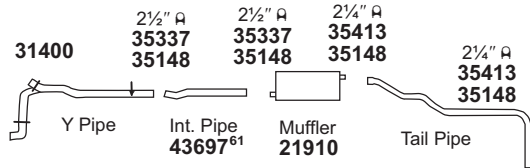
Suburban 3/4 Ton - 2 & 4 W.D.

**1982-80 8 CYL. C20/C2500 SUBURBAN MODELS (12807) w/7.4L ENG. - 129.5" W.B., 4 DR.**



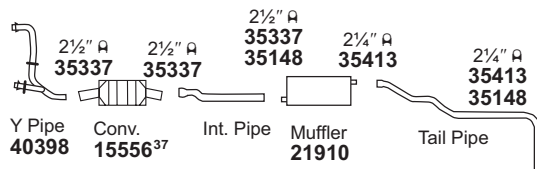
For 21784: **SoundFX 18293**      **Tru-Fit 18120**  
 Univ. SoundFX 17831      Super Turbo 17749#  
 Ultra Flo SS 17258<sup>576</sup>      H.D. Muffler 22730 △

**1980 8 CYL. C20/C2500 SUBURBAN MODELS (12808) w/5.7L (350 C.I.D.) ENG. - 129.5" W.B., 4BBL, HEAVY DUTY, w/o CONVERTER**



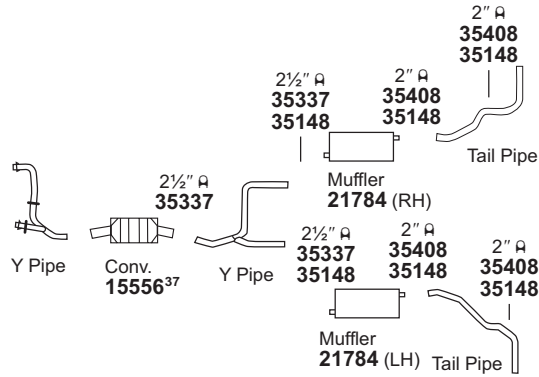
For 21910: **SoundFX 18274**      **Tru-Fit 18124**  
 Univ. SoundFX 17845      Super Turbo 17749#  
 Ultra Flo SS 17258<sup>576</sup>

**1979-78 8 CYL. C20/C2500 SUBURBAN MODELS (12809) w/5.7L (350 C.I.D.) ENG. - 129.5" W.B., w/CONVERTER**



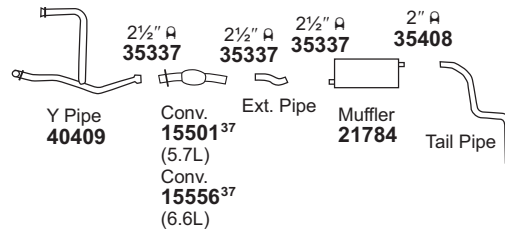
For 15556: Univ. Conv. 15146#  
 For 21910: **SoundFX 18274**      **Tru-Fit 18124**  
 Univ. SoundFX 17845      Super Turbo 17749#  
 Ultra Flo SS 17258<sup>576</sup>

**1979-78 8 CYL. C20/C2500 SUBURBAN MODELS (12810) w/7.4L (454 C.I.D.) ENG. - 129.5" W.B., w/CONVERTER**



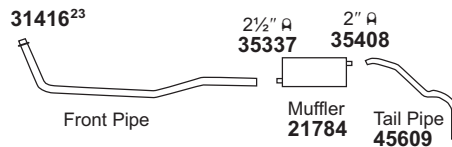
For 15556: Univ. Conv. 15146#  
 For 21784: **SoundFX 18293**      **Tru-Fit 18120**  
 Univ. SoundFX 17831      Super Turbo 17749#  
 Ultra Flo SS 17258<sup>576</sup>      H.D. Muffler 22730 △

**1979 8 CYL. K20/K2500 SUBURBAN MODELS (12811) w/5.7L (350 C.I.D.), 6.6L (400 C.I.D.) ENG. - 129.5" W.B., w/CONVERTER**



For 15501: Univ. Conv. 15042#  
 For 15556: Univ. Conv. 15146#  
 For 21784: **SoundFX 18293**      **Tru-Fit 18120**  
 Univ. SoundFX 17831      Super Turbo 17749#  
 Ultra Flo SS 17258<sup>576</sup>      H.D. Muffler 22730 △

**1978-77 6 CYL. C20/C2500 SUBURBAN MODELS (12812) w/4.8L (292 C.I.D.) ENG. - 129.5" W.B., w/o CONVERTER**



For 21784: **SoundFX 18293**      **Tru-Fit 18120**  
 Univ. SoundFX 17831      Super Turbo 17749#  
 Ultra Flo SS 17258<sup>576</sup>      H.D. Muffler 22730 △

31400 Gskt.	31416 Gskt.	31508 Gskt.	35148 Brkt.																

NOT LEGAL FOR SALE IN STATE OF CALIFORNIA  
 IN NEW YORK STATE, CONVERTERS LISTED ARE LEGAL FOR FEDERAL/EPA EMISSION VEHICLES ONLY

△ H.D. Arc-welded construction, recommended for commercial use.

# Modifications and/or additional parts required.

1 Also available 31500 asbestos Gasket.

874

23 Also available 31400 asbestos Gasket.

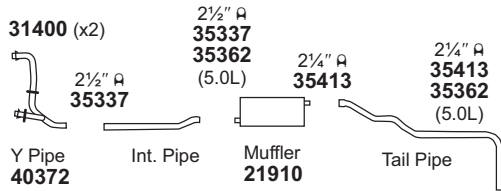
37 Fits All Emissions Vehicles.

61 Cut to fit.

576 For installation instructions and additional parts required, see the Cross Reference Chart in the Master Catalog.

# LIGHT TRUCK

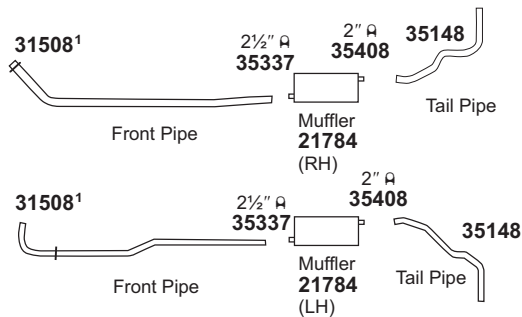
**1978 8 CYL. C20/C2500 SUBURBAN MODELS w/5.0L (305 C.I.D.) ENG. - 129.5" W.B., w/o CONVERTER**  
**1978-75 8 CYL. C20/C2500 SUBURBAN MODELS w/5.7L (350 C.I.D.) ENG. - 129.5" W.B., w/o CONVERTER**  
**(12813)**



For 21910: SoundFX 18274  
 Univ. SoundFX 17845  
 Ultra Flo SS 17258<sup>576</sup>

Tru-Fit 18124  
 Super Turbo 17749#

**1978-75 8 CYL. C20/C2500 SUBURBAN MODELS w/7.4L (454 C.I.D.) ENG. - 129.5" W.B., w/o CONVERTERS**  
**(12814)**



For 21784: SoundFX 18293  
 Univ. SoundFX 17831  
 Ultra Flo SS 17258<sup>576</sup>

Tru-Fit 18120  
 Super Turbo 17749#  
 H.D. Muffler 22730△

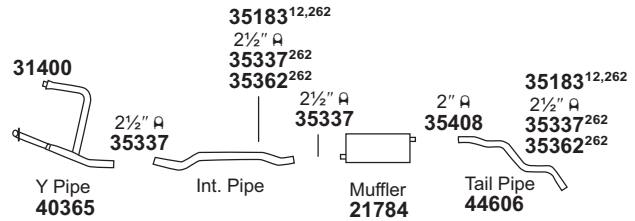
31400 Gskt.	31416 Gskt.	31508 Gskt.	35148 Brkt.	35183 Insl.	35362 Brkt.								

**NOT LEGAL FOR SALE IN STATE OF CALIFORNIA  
 IN NEW YORK STATE, CONVERTERS LISTED ARE LEGAL FOR FEDERAL/EPA EMISSION VEHICLES ONLY**

△ H.D. Arc-welded construction, recommended for commercial use.  
 # Modifications and/or additional parts required.  
 1 Also available 31500 asbestos Gasket.  
 12 Rivet must be drilled out of O.E. Hanger.  
 21 Cut 2" off Outlet.

## CHEVROLET/GMC Suburban 3/4 Ton - 2 & 4 W.D.

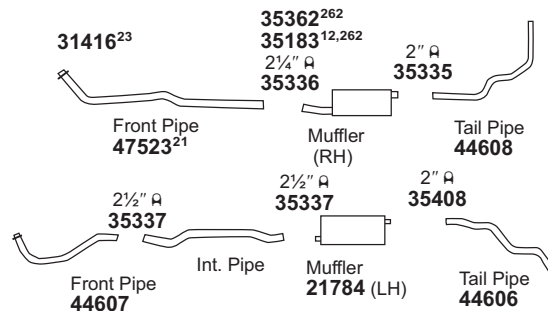
**1978 8 CYL. K20/K2500 SUBURBAN MODELS w/5.0L (305 C.I.D.) ENG. - 129.5" W.B., SINGLE EXHAUST, w/o CONVERTER (EXC. CALIF.)**  
**1978-76 8 CYL. K20/K2500 SUBURBAN MODELS w/5.7L (350 C.I.D.) ENG. - 129.5" W.B., SINGLE EXHAUST, w/o CONVERTER**  
**(12815)**



For 21784: SoundFX 18293  
 Univ. SoundFX 17831  
 Ultra Flo SS 17258<sup>576</sup>

Tru-Fit 18120  
 Super Turbo 17749#  
 H.D. Muffler 22730△

**1978-76 8 CYL. K20/K2500 SUBURBAN MODELS w/5.7L (350 C.I.D.), 6.6L (400 C.I.D.) ENG. - 129.5" W.B., DUAL EXHAUST, w/o CONVERTER**  
**(12816)**



For 21784: SoundFX 18293  
 Univ. SoundFX 17831  
 Ultra Flo SS 17258<sup>576</sup>

Tru-Fit 18120  
 Super Turbo 17749#  
 H.D. Muffler 22730△

GENERAL INFORMATION

PASSENGER CAR

LIGHT TRUCK

MUFFLER SPECS.

OPTIONAL MUFFLERS

CONVERTER SPECS.

ACCESSORIES

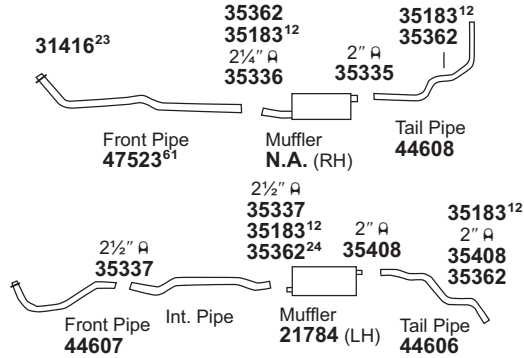
FOOTNOTES

# LIGHT TRUCK

## CHEVROLET/GMC

Suburban 3/4 Ton - 2 & 4 W.D.

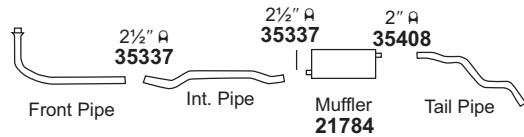
**1977-76 8 CYL. K20/K2500 SUBURBAN MODELS  
(12817) w/5.0L (305 C.I.D.) ENG. - 129.5" W.B.**



For 21784: SoundFX 18293  
Univ. SoundFX 17831  
Ultra Flo SS 17258<sup>576</sup>

Tru-Fit 18120  
Super Turbo 17749#  
H.D. Muffler 22730 △

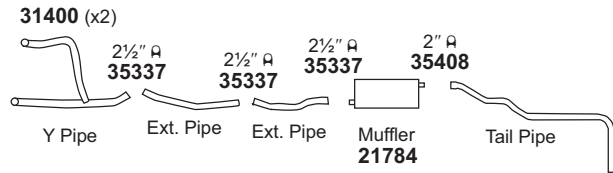
**1975 6 CYL. K20/K2500 SUBURBAN MODELS  
(12818) w/4.8L (292 C.I.D.) ENG. - 129.5" W.B., w/o CONVERTER**



For 21784: SoundFX 18293  
Univ. SoundFX 17831  
Ultra Flo SS 17258<sup>576</sup>

Tru-Fit 18120  
Super Turbo 17749#  
H.D. Muffler 22730 △

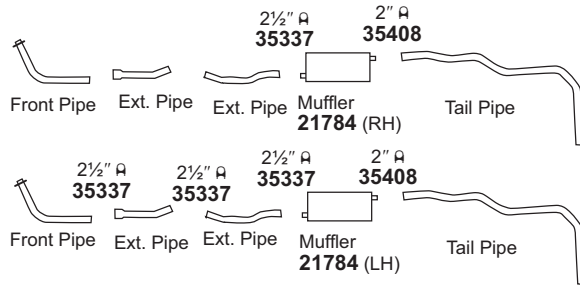
**1975 8 CYL. K20/K2500 SUBURBAN MODELS  
(12819) w/5.7L (350 C.I.D.) ENG. - 129.5" W.B., w/o CONVERTER**



For 21784: SoundFX 18293  
Univ. SoundFX 17831  
Ultra Flo SS 17258<sup>576</sup>

Tru-Fit 18120  
Super Turbo 17749#  
H.D. Muffler 22730 △

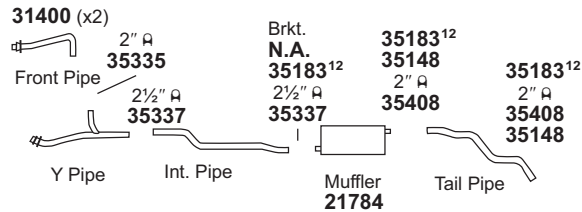
**1975 8 CYL. K20/K2500 SUBURBAN MODELS  
(12820) w/6.6L (400 C.I.D.) ENG. - 129.5" W.B.**



For 21784: SoundFX 18293  
Univ. SoundFX 17831  
Ultra Flo SS 17258<sup>576</sup>

Tru-Fit 18120  
Super Turbo 17749#  
H.D. Muffler 22730 △

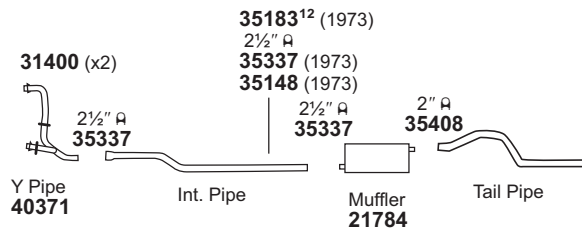
**1974-73 8 CYL. K20/K2500 SUBURBAN MODELS  
(12821) w/5.0L (307 C.I.D.), 5.7L (350 C.I.D.) ENG. w/o CONVERTER**



For 21784: SoundFX 18293  
Univ. SoundFX 17831  
Ultra Flo SS 17258<sup>576</sup>

Tru-Fit 18120  
Super Turbo 17749#  
H.D. Muffler 22730 △

**1974 8 CYL. C20/C2500 SUBURBAN MODELS  
(12822) w/5.7L (350 C.I.D.) ENG.**  
**1973 8 CYL. C20/C2500 SUBURBAN MODELS  
w/5.0L (307 C.I.D.), 5.7L (350 C.I.D.) ENG.**



For 21784: SoundFX 18293  
Univ. SoundFX 17831  
Ultra Flo SS 17258<sup>576</sup>

Tru-Fit 18120  
Super Turbo 17749#  
H.D. Muffler 22730 △

31400 Gskt.	31416 Gskt.	35148 Brkt.	35183 Insl.	35362 Brkt.						

NOT LEGAL FOR SALE IN STATE OF CALIFORNIA

IN NEW YORK STATE, CONVERTERS LISTED ARE LEGAL FOR FEDERAL/EPA EMISSION VEHICLES ONLY

△ H.D. Arc-welded construction, recommended for commercial use.

# Modifications and/or additional parts required.

12 Rivet must be drilled out of O.E. Hanger.

23 Also available 31400 asbestos Gasket.

24 Requires 35337 (2 1/2") Clamp.

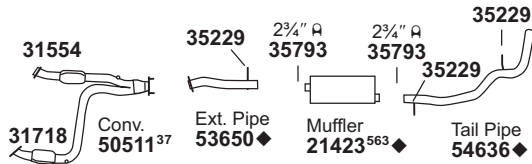
61 Cut to fit.

576 For installation instructions and additional parts required, see the Cross Reference Chart in the Master Catalog.

## CHEVROLET/GMC

Tahoe

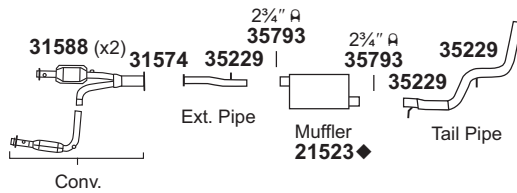
**2000 8 CYL. TAHOE w/4.8L, 5.3L ENG. (12823) (EXC. LUXURY PACKAGE)**



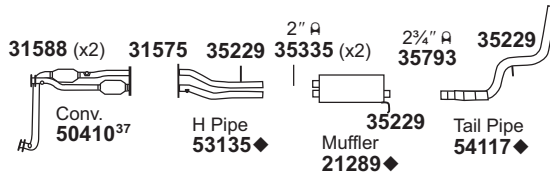
**DYNOMAX** SYSTEM AVAILABLE, See DynoMax Catalog

For 21423: SoundFX 18957

**2000-98 8 CYL. TAHOE w/5.7L ENG., 4 DR., (12824) CALIFORNIA EMISSIONS**



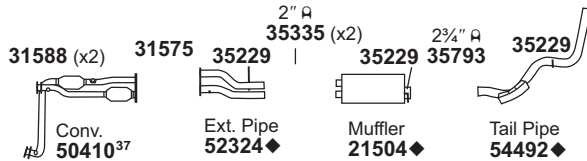
**2000-96 8 CYL. TAHOE w/5.7L ENG., 4 DR. (12825) (EXC. 00-98 CALIF. EMISSIONS) (EXC. 00-99 LUXURY EDITION)**



**DYNOMAX** SYSTEM AVAILABLE, See DynoMax Catalog

For 50410: Univ. Conv. 93236#

**1999-96 8 CYL. TAHOE w/5.7L ENG., 2 DR. (12826) (EXC. 99-98 CALIF. EMISSIONS)**



**DYNOMAX** SYSTEM AVAILABLE, See DynoMax Catalog

For 50410: Univ. Conv. 93236#

31332 Gskt.	31398 Gskt.	31554 Gskt.	31574 Gskt.	31575 Gskt.	31588 Gskt.	31596 Gskt.	31599 Gskt.	31718 Gskt.	35229 Insl.	36463 Sprgs.			

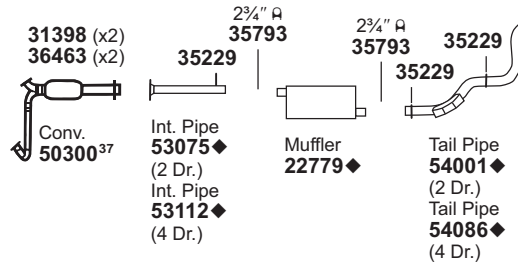
NOT LEGAL FOR SALE IN STATE OF CALIFORNIA  
IN NEW YORK STATE, CONVERTERS LISTED ARE LEGAL FOR FEDERAL/EPA EMISSION VEHICLES ONLY

- ◆ If welded assembly, replace all required parts.
- ◎ Air Gap Pipe. Appearance may be different than O.E. Pipe. Air space between Pipes acts as a Heat Insulator.
- # Modifications and/or additional parts required.

## CHEVROLET/GMC

Tahoe

**1995 8 CYL. TAHOE w/5.7L ENG. (12827)**



**DYNOMAX** SYSTEM AVAILABLE, See DynoMax Catalog

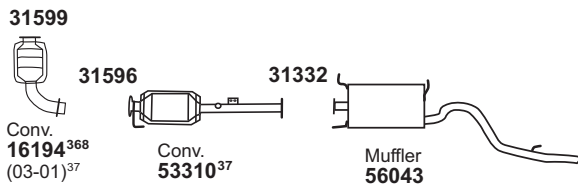
For 22779: SoundFX 18269

For 50300: Univ. Conv. 15043#

## CHEVROLET/GMC

Tracker

**2003-99 4 CYL. TRACKER w/2.0L ENG., 2 DR. (12828) 2000-99 4 CYL. TRACKER w/1.6L ENG.**



**31596**

Front Pipe  
**52247** (◎)  
(00-99)  
(Federal Emiss.)

For 16194: Univ. Conv. 93236#

For 53310: Univ. Conv. 93302#

For 56043: SoundFX 18931

GENERAL INFORMATION

PASSENGER CAR

LIGHT TRUCK

MUFFLER SPECS.

OPTIONAL MUFFLERS

CONVERTER SPECS.

ACCESSORIES

FOOTNOTES

- 37 Fits All Emissions Vehicles.
- 74 Fits California/50 State Emission Vehicles.
- 368 O.E. Bracket not required.
- 563 Single Outlet Muffler replaces Dual Outlet Muffler.

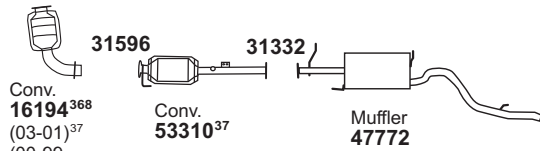
# LIGHT TRUCK

## CHEVROLET/GMC

Tracker

2003-99 4 CYL. TRACKER w/2.0L ENG., 4 DR.  
(12829)

31599



Conv.  
**16194**<sup>368</sup>  
(03-01)<sup>37</sup>  
(00-99  
Calif. Emiss.)<sup>74</sup>

31596

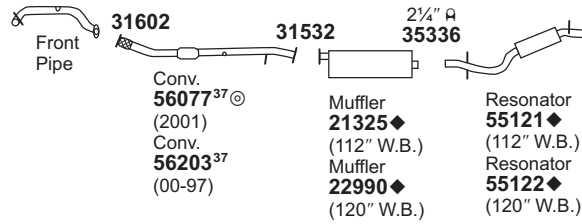
Front Pipe  
**52247**⊙  
(00-99)  
(Federal  
Emiss.)

For 16194: Univ. Conv. 93236#  
For 47772: SoundFX 18888  
For 53310: Univ. Conv. 93302#

## CHEVROLET/GMC

Venture Van

2001-97 6 CYL. VENTURE w/3.4L ENG.  
(12831)



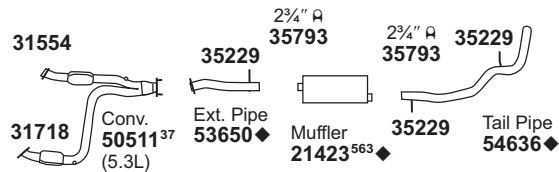
For 21325: SoundFX 18900  
Ultra Flo SS 17282#  
For 22990: SoundFX 18892  
Ultra Flo SS 17282#  
For 56077: Univ. Conv. 93253#

Super Turbo 17731#  
Super Turbo 17731#

## CHEVROLET/GMC

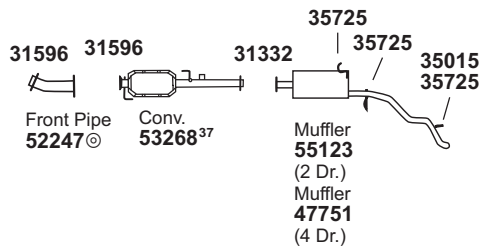
Yukon

2000 8 CYL. YUKON w/4.8L, 5.3L ENG.  
(12832)



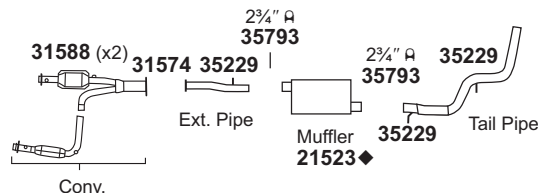
For 21423: SoundFX 18957

1998 4 CYL. TRACKER w/1.6L SOHC  
16-VALVE ENG.  
(12830)



For 47751: SoundFX 18586  
For 53268: Univ. Conv. 93236#  
For 55123: SoundFX 18830

2000-98 8 CYL. YUKON w/5.7L ENG., 4 DR.,  
CALIFORNIA EMISSIONS  
(12833)



31332 Gskt.	31532 Gskt.	31554 Gskt.	31574 Gskt.	31588 Gskt.	31596 Gskt.	31599 Gskt.	31602 Gskt.	31718 Gskt.	35015 Insl.	35229 Insl.	35725 Insl.		

NOT LEGAL FOR SALE IN STATE OF CALIFORNIA  
IN NEW YORK STATE, CONVERTERS LISTED ARE LEGAL FOR FEDERAL/EPA EMISSION VEHICLES ONLY

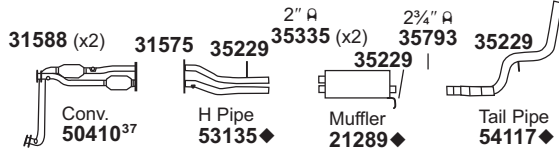
- ◆ If welded assembly, replace all required parts.
- ⊙ Air Gap Pipe. Appearance may be different than O.E. Pipe. Air space between Pipes acts as a Heat Insulator.

- 37 Fits All Emissions Vehicles.
- 74 Fits California/50 State Emission Vehicles.
- 368 O.E. Bracket not required.
- 563 Single Outlet Muffler replaces Dual Outlet Muffler.



# LIGHT TRUCK

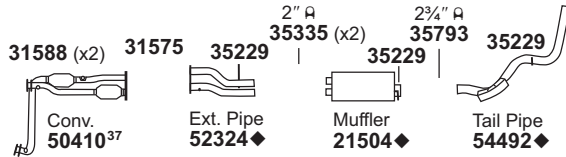
**2000-96 8 CYL. YUKON w/5.7L ENG., 4 DR.**  
**(12834) (EXC. 00-98 CALIF. EMISSIONS)**  
**(EXC. 00-99 LUXURY EDITION)**



**DYNOMAX** SYSTEM AVAILABLE, See DynoMax Catalog

For 50410: Univ. Conv. 93236#

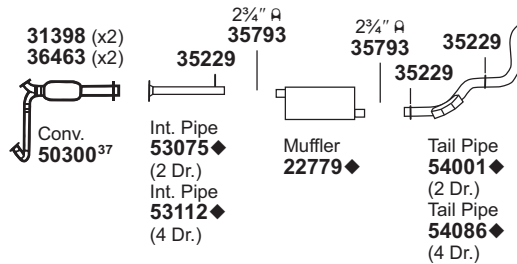
**1997-96 8 CYL. YUKON w/5.7L ENG., 2 DR.**  
**(12835)**



**DYNOMAX** SYSTEM AVAILABLE, See DynoMax Catalog

For 50410: Univ. Conv. 93236#

**1995 8 CYL. YUKON w/5.7L ENG.**  
**(12836)**



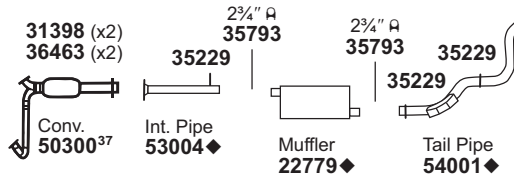
**DYNOMAX** SYSTEM AVAILABLE, See DynoMax Catalog

For 22779: SoundFX 18269  
 For 50300: Univ. Conv. 15043#

31398 Gskt.	31554 Gskt.	31575 Gskt.	31588 Gskt.	31718 Gskt.	35229 Insl.	36463 Sprgs.								

## CHEVROLET/GMC Yukon

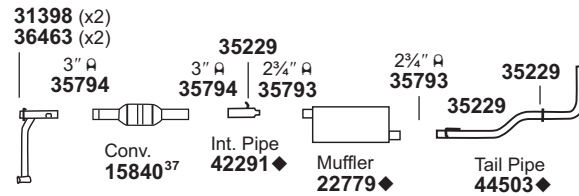
**1994 8 CYL. YUKON w/5.7L ENG., w/WELDED CONVERTER, 4 W.D.**  
**(12837)**



**DYNOMAX** SYSTEM AVAILABLE, See DynoMax Catalog

For 22779: SoundFX 18269  
 For 50300: Univ. Conv. 15043#

**1994-92 8 CYL. YUKON w/5.7L ENG., w/o WELDED CONVERTER, 4 W.D.**  
**(12838)**

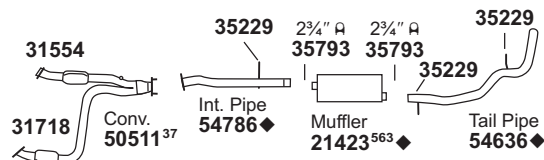


Y Pipe  
 40295

For 15840: Univ. Conv. 15043#  
 For 22779: SoundFX 18269

## CHEVROLET/GMC Yukon XL

**2000 8 CYL. YUKON XL1500 w/5.3L ENG.**  
**(12839)**



For 21423: SoundFX 18957

GENERAL INFORMATION

PASSENGER CAR

LIGHT TRUCK

MUFFLER SPECS.

OPTIONAL MUFFLERS

CONVERTER SPECS.

ACCESSORIES

FOOTNOTES

NOT LEGAL FOR SALE IN STATE OF CALIFORNIA  
 IN NEW YORK STATE, CONVERTERS LISTED ARE LEGAL FOR FEDERAL/EPA EMISSION VEHICLES ONLY

◆ If welded assembly, replace all required parts.  
 # Modifications and/or additional parts required.

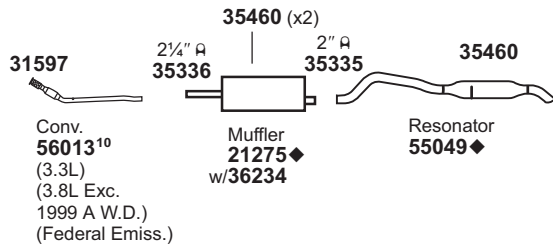
37 Fits All Emissions Vehicles.  
 563 Single Outlet Muffler replaces Dual Outlet Muffler.

# LIGHT TRUCK

## CHRYSLER

### Town & Country

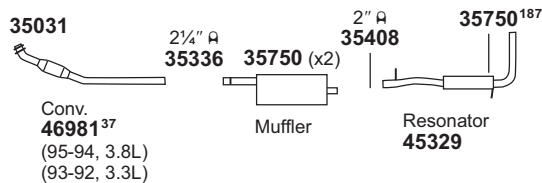
**2000-96 6 CYL. TOWN & COUNTRY w/3.3L, 3.8L (12840)**



For 21275: SoundFX 18559 or 18565<sup>598</sup> Tru-Fit 18106<sup>623,653</sup>  
Univ. SoundFX 17827# Super Turbo 17747#

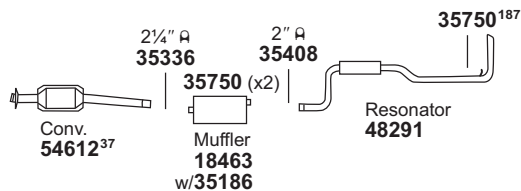
For 56013: Univ. Conv. 93302#

**1995-92 6 CYL. TOWN & COUNTRY w/3.3L, 3.8L (12841)**



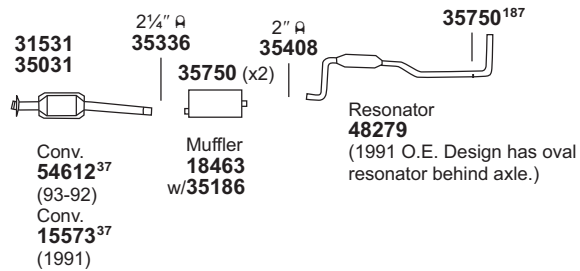
For 46981: Univ. Conv. 15042#

**1995-94 6 CYL. TOWN & COUNTRY w/3.3L, 3.8L S.M.P.I. ENG. (EXC. A.W.D. & FLEX FUEL) (12842)**



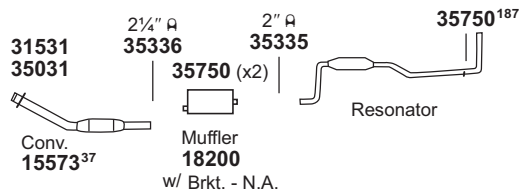
For 18463: Tru-Fit 18107<sup>568</sup> Univ. SoundFX 17800#

**1993-91 6 CYL. TOWN & COUNTRY w/3.3L ENG. (12843)**



For 15573: Univ. Conv. 15042#  
For 18463: Tru-Fit 18107<sup>568</sup> Univ. SoundFX 17800#

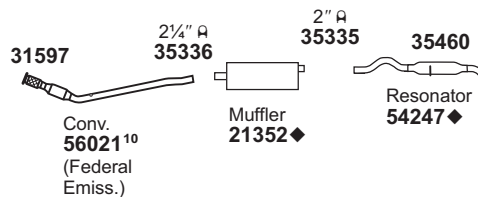
**1990 6 CYL. TOWN & COUNTRY w/3.3L ENG. (12844)**



For 15573: Univ. Conv. 15042#  
For 18200: Tru-Fit 18111<sup>61</sup> Super Turbo 17747# Univ. SoundFX 17869

## CHRYSLER Voyager

**2000 4 CYL. VOYAGER w/2.4L ENG. (12845)**



**NOTE: Reuse O.E. muffler strap.**

For 21352: Super Turbo 17679<sup>576</sup>  
For 56021: Univ. Conv. 93302#

31531 Gskt. 	31597 Gskt. 	35031 Stud Kit 	35186 Hngr. 	35460 Insl. 	35750 Insl. 	36234 Band 						
--------------------	--------------------	-----------------------	--------------------	--------------------	--------------------	-------------------	--	--	--	--	--	--

**NOT LEGAL FOR SALE IN STATE OF CALIFORNIA  
IN NEW YORK STATE, CONVERTERS LISTED ARE LEGAL FOR FEDERAL/EPA EMISSION VEHICLES ONLY**

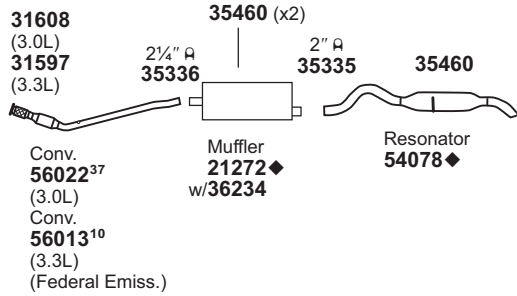
- ♦ If welded assembly, replace all required parts.
- # Modifications and/or additional parts required.
- 10 Fits Federal/EPA Emission Vehicles.
- 37 Fits All Emissions Vehicles.
- 61 Cut to fit.

880 187 O.E. Shoulder Bolt not required.

- 568 Requires 41945 Bushing & (1) Extra 35408 (2") Clamp.
- 576 For installation instructions and additional parts required, see the Cross Reference Chart in the Master Catalog.
- 598 Requires 41956 Pipe on Inlet. (Cut as required).
- 623 Requires 35254, 35255 Bushings.
- 653 Requires 41956 Adapter & 1 extra 35413 (2 1/4") Clamp.

# LIGHT TRUCK

**2000 6 CYL. VOYAGER w/3.0L, 3.3L ENG. - (12846)**

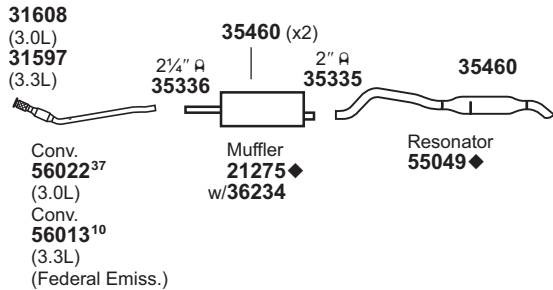


Conv. **56022**<sup>37</sup> (3.0L)  
Conv. **56013**<sup>10</sup> (3.3L)  
(Federal Emiss.)

For 21272: **SoundFX 18565**<sup>599</sup> **Univ. SoundFX 17827**#  
For 56013: **Univ. Conv. 93302**#  
For 56022: **Univ. Conv. 93302**#

**Tru-Fit 18106**<sup>623</sup> **Super Turbo 17747**#

**2000 6 CYL. GRAND VOYAGER w/3.0L, 3.3L - (12847)**



Conv. **56022**<sup>37</sup> (3.0L)  
Conv. **56013**<sup>10</sup> (3.3L)  
(Federal Emiss.)

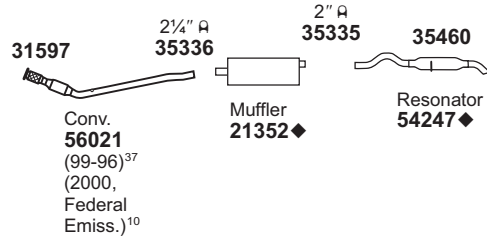
For 21275: **SoundFX 18559** or **18565**<sup>598</sup> **Univ. SoundFX 17827**#  
For 56013: **Univ. Conv. 93302**#  
For 56022: **Univ. Conv. 93302**#

**Tru-Fit 18106**<sup>623,653</sup> **Super Turbo 17747**#

31597 Gskt.	31608 Gskt.	35031 Stud Kit	35460 Insl.	35750 Insl.	36234 Band

## DODGE/PLYMOUTH Caravan/Voyager/Ram Van

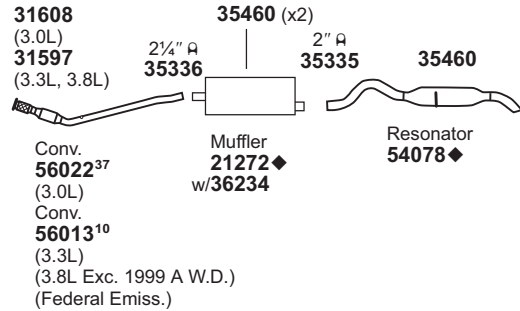
**2000-96 4 CYL. CARAVAN w/2.4L ENG. (12848)**  
**1999-96 4 CYL. VOYAGER w/2.4L ENG. (12848)**



**NOTE: Reuse O.E. muffler strap.**

For 21352: **Super Turbo 17679**<sup>576</sup>  
For 56021: **Univ. Conv. 93302**#

**2000-96 6 CYL. CARAVAN, VOYAGER w/3.0L, 3.3L, 3.8L ENG. (12849)**

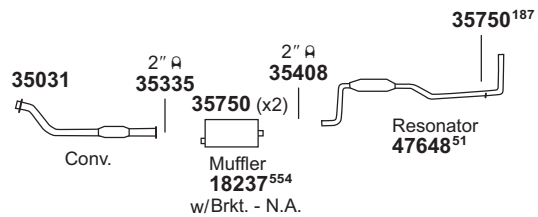


Conv. **56022**<sup>37</sup> (3.0L)  
Conv. **56013**<sup>10</sup> (3.3L)  
(3.8L Exc. 1999 A W.D.)  
(Federal Emiss.)

For 21272: **SoundFX 18565**<sup>599</sup> **Univ. SoundFX 17827**#  
For 56013: **Univ. Conv. 93302**#  
For 56022: **Univ. Conv. 93302**#

**Tru-Fit 18106**<sup>623</sup> **Super Turbo 17747**#

**1995-91 4 CYL. CARAVAN, VOYAGER w/2.5L ENG. - 112" W.B. (12850)**



For 18237: **Tru-Fit 18101** **Univ. SoundFX 17810**#

**NOT LEGAL FOR SALE IN STATE OF CALIFORNIA  
IN NEW YORK STATE, CONVERTERS LISTED ARE LEGAL FOR FEDERAL/EPA EMISSION VEHICLES ONLY**

◆ If welded assembly, replace all required parts.  
# Modifications and/or additional parts required.  
10 Fits Federal/EPA Emission Vehicles.  
37 Fits All Emissions Vehicles.  
51 Both parts required.  
187 O.E. Shoulder Bolt not required.  
554 For Mini Van Applications, use 35687 or 35914 Bracket.

576 For installation instructions and additional parts required, see the Cross Reference Chart in the Master Catalog.  
598 Requires 41956 Pipe on Inlet. (Cut as required).  
599 Requires 36525 Strap Bracket.  
623 Requires 35254, 35255 Bushings.  
653 Requires 41956 Adapter & 1 extra 35413 (2 1/4") Clamp.

GENERAL INFORMATION

PASSENGER CAR

LIGHT TRUCK

MUFFLER SPECS.

OPTIONAL MUFFLERS

CONVERTER SPECS.

ACCESSORIES

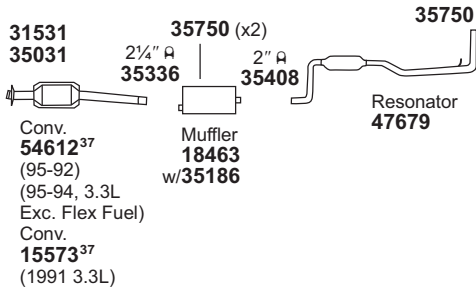
FOOTNOTES

# LIGHT TRUCK

## DODGE/PLYMOUTH

Caravan/Voyager/Ram Van

**1995-91 6 CYL. CARAVAN, VOYAGER w/3.0L, 3.3L ENG. - 112" W.B. (EXC. A.W.D.)**  
(12851)

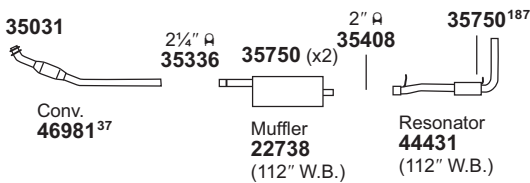


For 15573: Univ. Conv. 15042#

For 18463: Tru-Fit 18107<sup>568</sup>

Univ. SoundFX 17800#

**1993-91 6 CYL. CARAVAN, VOYAGER w/3.3L ENG. - A.W.D. MODELS**  
(12852)



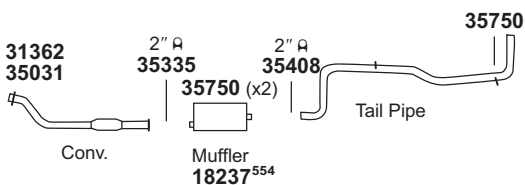
For 22738: Tru-Fit 18106<sup>520</sup>

Ultra Flo SS 17282#

For 46981: Univ. Conv. 15042#

Super Turbo 17731#

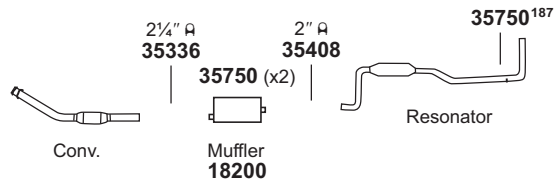
**1990-88 4 CYL. CARAVAN, VOYAGER w/2.5L ENG. (EXC. TURBO & 1988 SE, LE)**  
(12853)



For 18237: Tru-Fit 18101

Univ. SoundFX 17810#

**1990-89 4 CYL. CARAVAN, VOYAGER w/2.5L TURBO ENG. - 112" W.B.**  
(12854)

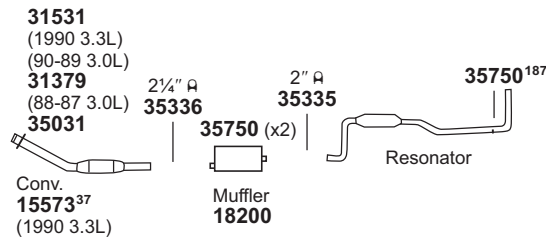


For 18200: Tru-Fit 18111<sup>61</sup>

Super Turbo 17747#

Univ. SoundFX 17869

**1990 6 CYL. CARAVAN w/3.3L ENG. 1990-87 6 CYL. CARAVAN, MINI RAM, VOYAGER, w/3.0L ENG.**  
(12855)



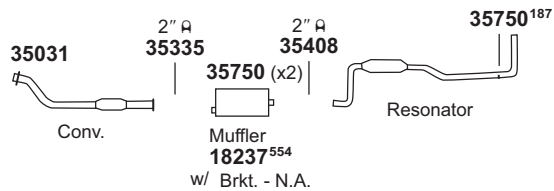
For 15573: Univ. Conv. 15042#

For 18200: Tru-Fit 18111<sup>61</sup>

Super Turbo 17747#

Univ. SoundFX 17869

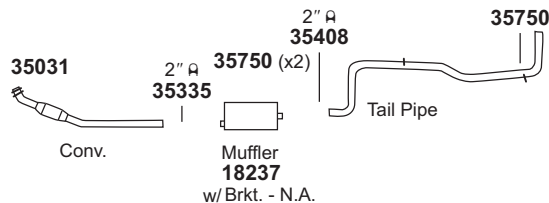
**1988 4 CYL. CARAVAN SE/LE, VOYAGER SE/LE w/2.5L ENG.**  
(12856)



For 18237: Tru-Fit 18101

Univ. SoundFX 17810#

**1987 4 CYL. CARAVAN, RAM VAN, VOYAGER w/2.2L, 2.6L ENG.**  
(12857)



For 18237: Tru-Fit 18101

Univ. SoundFX 17810#

31362 Gskt.	31379 Gskt.	31531 Gskt.	35031 Stud Kit	35186 Hngr.	35750 Insl.								

NOT LEGAL FOR SALE IN STATE OF CALIFORNIA

IN NEW YORK STATE, CONVERTERS LISTED ARE LEGAL FOR FEDERAL/EPA EMISSION VEHICLES ONLY

# Modifications and/or additional parts required.

37 Fits All Emissions Vehicles.

61 Cut to fit.

882 187 O.E. Shoulder Bolt not required.

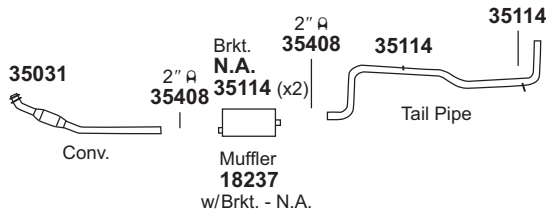
520 Requires 41736 Spout & (1) Extra 35408 (2") Clamp.

554 For Mini Van Applications, use 35687 or 35914 Bracket.

568 Requires 41945 Bushing & (1) Extra 35408 (2") Clamp.

# LIGHT TRUCK

**1986-84 4 CYL. CARAVAN, VOYAGER w/2.2L, (12858) 2.6L ENG.**

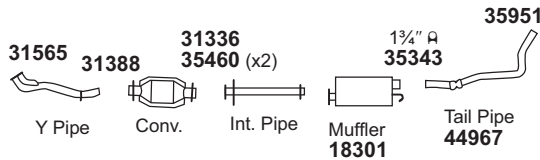


For 18237: Tru-Fit 18101

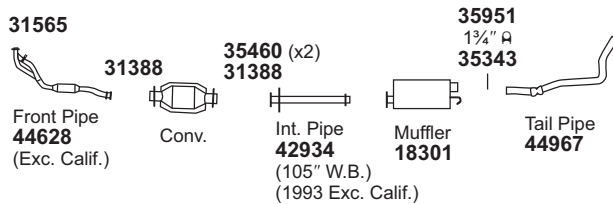
Univ. SoundFX 17810#

## DODGE/PLYMOUTH D50/Ram-50/Arrow - 2 & 4 W.D.

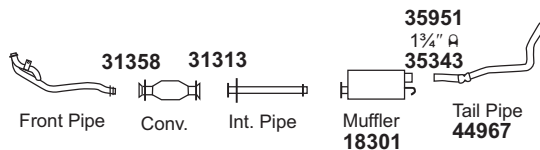
**1993-90 4 CYL. RAM 50 w/2.4L ENG., 4 W.D. - (12859) 105" W.B.**



**1993-90 4 CYL. RAM 50 w/2.4L ENG., 2 W.D. - (12860) 105", 116" W.B.**



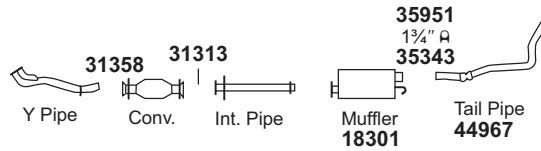
**1989-87 4 CYL. RAM 50 w/2.0L, 2.6L ENG., 2 W.D. (12861) - 105", 116" W.B.**



31313 Gskt.	31336 Gskt.	31358 Gskt.	31388 Gskt.	31565 Gskt.	35031 Stud Kit	35114 Insl.	35460 Insl.	35951 Insl.						
----------------	----------------	----------------	----------------	----------------	-------------------	----------------	----------------	----------------	--	--	--	--	--	--

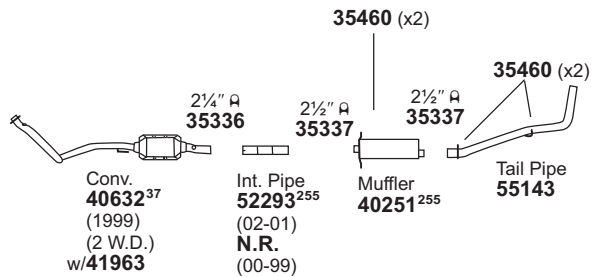
## DODGE/PLYMOUTH D50/Ram-50/Arrow - 2 & 4 W.D.

**1989-87 4 CYL. RAM 50 w/2.0L, 2.6L ENG., 4 W.D. (12862) - 105", 116" W.B.**



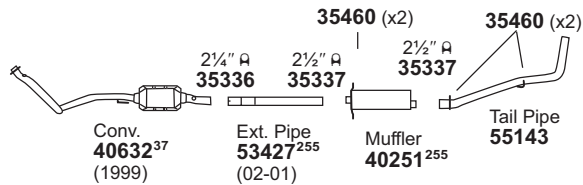
## DODGE/PLYMOUTH Dakota Pickup

**2002-99 4 CYL. DAKOTA REGULAR w/2.5L ENG. (12863) - 112" W.B.**



For 40632: Univ. Conv. 93238#

**2002-99 4 CYL. DAKOTA, CLUB CAB, QUAD CAB w/2.5L ENG. - 131" W.B. (12864)**



For 40632: Univ. Conv. 93238#

NOT LEGAL FOR SALE IN STATE OF CALIFORNIA  
IN NEW YORK STATE, CONVERTERS LISTED ARE LEGAL FOR FEDERAL/EPA EMISSION VEHICLES ONLY

# Modifications and/or additional parts required.  
37 Fits All Emissions Vehicles.

255 When connecting to O.E. Pipe use 41963.

GENERAL  
INFORMATION

PASSENGER  
CAR

LIGHT  
TRUCK

MUFFLER  
SPECS.

OPTIONAL  
MUFFLERS

CONVERTER  
SPECS.

ACCESSORIES

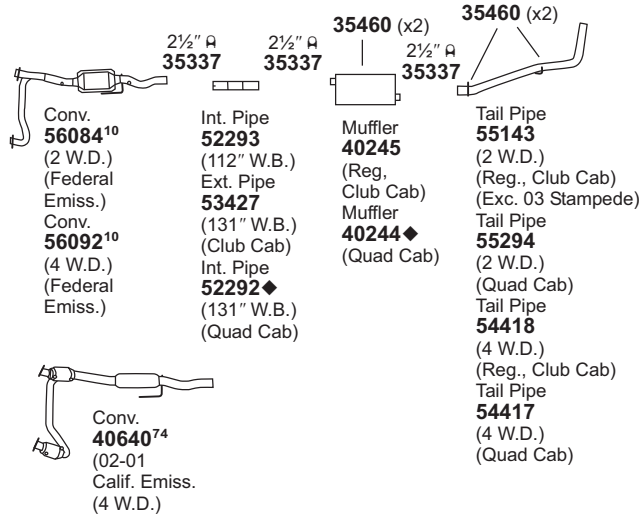
FOOTNOTES

# LIGHT TRUCK

## DODGE/PLYMOUTH

Dakota Pickup

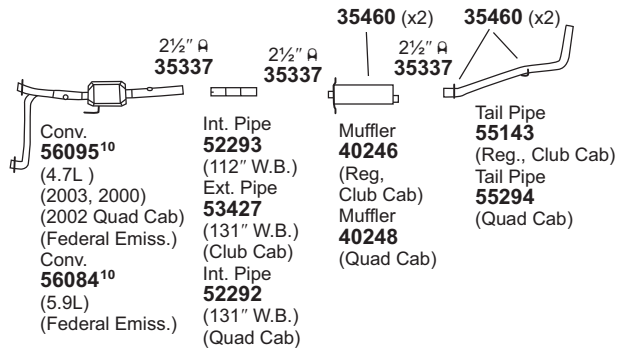
**2003-00 6 CYL. DAKOTA REGULAR, CLUB CAB, QUAD CAB w/3.9L ENG. - 112", 131" W.B.**  
(12865)



**DYNOMAX** SYSTEM AVAILABLE, See DynoMax Catalog

For 40245: SoundFX 18889  
For 56084: Univ. Conv. 93238#  
For 56092: Univ. Conv. 93238#

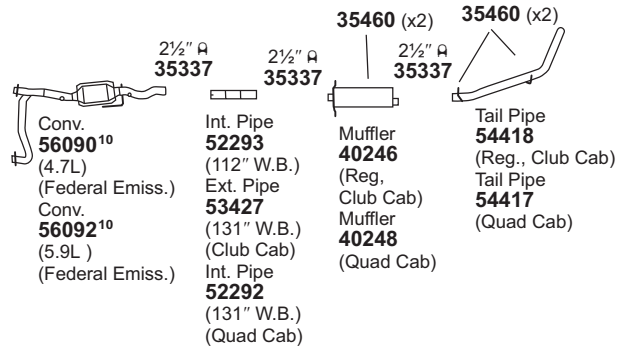
**2003-00 8 CYL. DAKOTA REGULAR, CLUB CAB, QUAD CAB w/4.7L, 5.9L ENG. - 112", 131" W.B., 2 W.D.**  
(12866)



**DYNOMAX** SYSTEM AVAILABLE, See DynoMax Catalog

For 40246: SoundFX 18947  
For 40248: SoundFX 18956  
For 56084: Univ. Conv. 93238#  
For 56095: Univ. Conv. 93238#

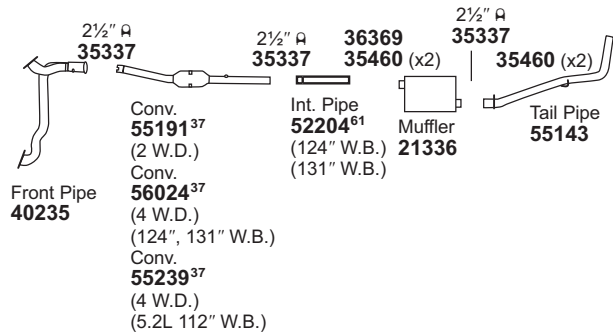
**2003-00 8 CYL. DAKOTA REGULAR, CLUB CAB, QUAD CAB w/4.7L, 5.9L ENG. - 112", 131" W.B., 4 W.D.**  
(12867)



**DYNOMAX** SYSTEM AVAILABLE, See DynoMax Catalog

For 40246: SoundFX 18947  
For 40248: SoundFX 18956  
For 56090: Univ. Conv. 93238#  
For 56092: Univ. Conv. 93238#

**1999-97 6-8 CYL. DAKOTA w/3.9L, 5.2L ENG.**  
(12868)



**DYNOMAX** SYSTEM AVAILABLE, See DynoMax Catalog

For 21336: SoundFX 18566 Super Turbo 17734#  
Ultra Flo SS 17258<sup>576</sup>  
For 55191: Univ. Conv. 93303#  
For 55239: Univ. Conv. 93303#  
For 56024: Univ. Conv. 93303#

35460 Insl.	36369 Hngr.																		
----------------	----------------	--	--	--	--	--	--	--	--	--	--	--	--	--	--	--	--	--	--

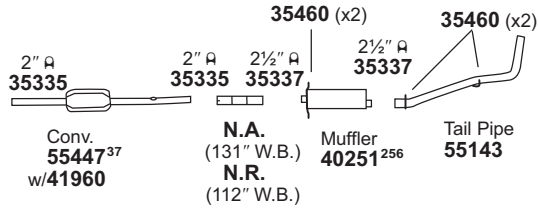
NOT LEGAL FOR SALE IN STATE OF CALIFORNIA  
IN NEW YORK STATE, CONVERTERS LISTED ARE LEGAL FOR FEDERAL/EPA EMISSION VEHICLES ONLY

- ♦ If welded assembly, replace all required parts.
- # Modifications and/or additional parts required.
- 10 Fits Federal/EPA Emission Vehicles.
- 37 Fits All Emissions Vehicles.

- 61 Cut to fit.
- 74 Fits California/50 State Emission Vehicles.
- 576 For installation instructions and additional parts required, see the Cross Reference Chart in the Master Catalog.

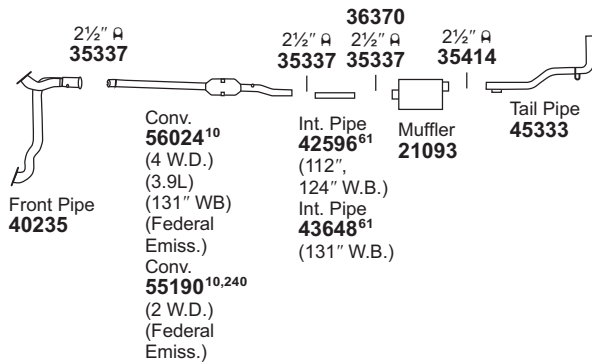
# LIGHT TRUCK

**1998-97 4 CYL. DAKOTA REGULAR, CLUB CAB, QUAD CAB w/2.5L ENG. - 112", 131" W.B. (12869)**



For 55447: Univ. Conv. 93236#

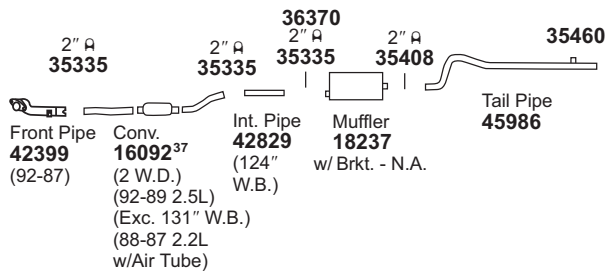
**1996 8 CYL. DAKOTA w/5.2L ENG. 1996 6 CYL. DAKOTA w/3.9L ENG., 2 & 4 W.D. (12870)**



**DYNOMAX** SYSTEM AVAILABLE, See DynoMax Catalog

For 21093: SoundFX 18456 Super Turbo 17748#  
For 55190: Univ. Conv. 93303#  
For 56024: Univ. Conv. 93303#

**1988-87 4 CYL. DAKOTA w/2.2L ENG. 1995-89 4 CYL. DAKOTA w/2.5L ENG. (12871)**

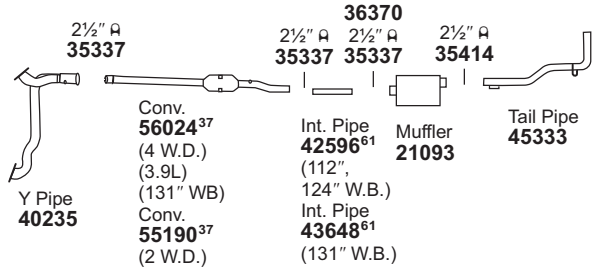


For 16092: Univ. Conv. 15031#  
For 18237: Tru-Fit 18101 Univ. SoundFX 17810#



## DODGE/PLYMOUTH Dakota Pickup

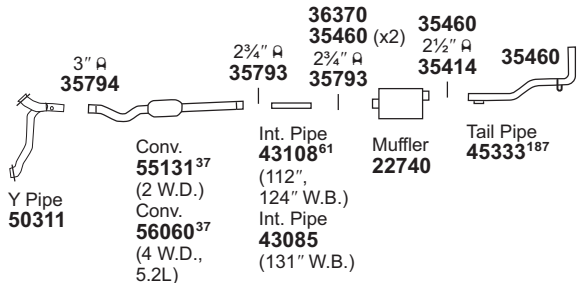
**1995-94 8 CYL. DAKOTA w/5.2L ENG. 1995-94 6 CYL. DAKOTA w/3.9L ENG., 2 & 4 W.D. (12872)**



**DYNOMAX** SYSTEM AVAILABLE, See DynoMax Catalog

For 21093: SoundFX 18456 Super Turbo 17748#  
For 55190: Univ. Conv. 93303#  
For 56024: Univ. Conv. 93303#

**1993-92 6 CYL. DAKOTA w/3.9L ENG., 2 & 4 W.D. 1993-92 8 CYL. DAKOTA w/5.2L ENG., 2 & 4 W.D. (12873)**



**DYNOMAX** SYSTEM AVAILABLE, See DynoMax Catalog

For 22740: SoundFX 18193 Univ. SoundFX 17192  
For 55131: Univ. Conv. 15043#  
For 56060: Univ. Conv. 15043#

GENERAL INFORMATION

PASSENGER CAR

LIGHT TRUCK

MUFFLER SPECS.

OPTIONAL MUFFLERS

CONVERTER SPECS.

ACCESSORIES

FOOTNOTES

NOT LEGAL FOR SALE IN STATE OF CALIFORNIA  
IN NEW YORK STATE, CONVERTERS LISTED ARE LEGAL FOR FEDERAL/EPA EMISSION VEHICLES ONLY

# Modifications and/or additional parts required.  
10 Fits Federal/EPA Emission Vehicles.  
37 Fits All Emissions Vehicles.  
61 Cut to fit.

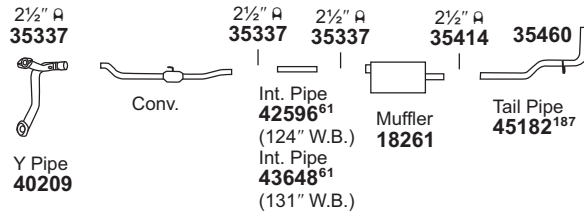
187 O.E. Shoulder Bolt not required.  
240 Requires 43648 for 131" W.B.  
256 When connecting to O.E. Pipe use 41960.

# LIGHT TRUCK

## DODGE/PLYMOUTH

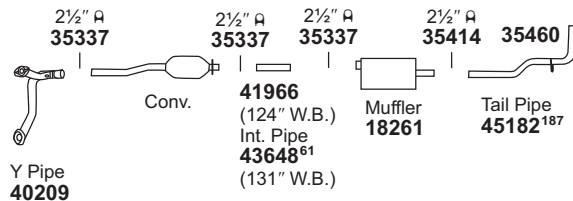
### Dakota Pickup

**1991 6 CYL. DAKOTA w/3.9L ENG., 2 W.D. - (12874)**



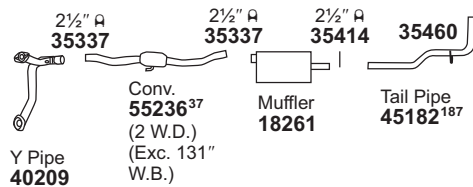
For 18261: Tru-Fit 18161<sup>506</sup>

**1991 6 CYL. DAKOTA w/3.9L ENG., 4 W.D. - (12875)**



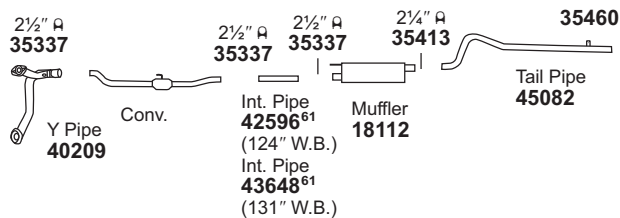
For 18261: Tru-Fit 18161<sup>506</sup>

**1991 8 CYL. DAKOTA w/5.2L ENG., 2 & 4 W.D. (12876)**

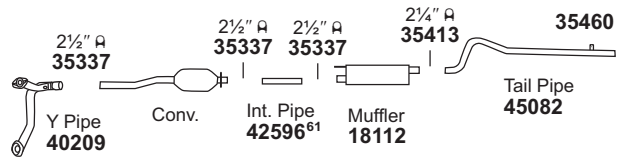


For 18261: Tru-Fit 18161<sup>506</sup>

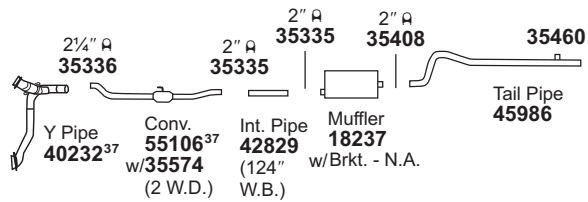
**1990 6 CYL. DAKOTA w/3.9L ENG., 2 W.D. - (12877)**



**1990 6 CYL. DAKOTA w/3.9L ENG., 4 W.D. - (12878)**



**1989-87 6 CYL. DAKOTA w/3.9L ENG. - 112", 124" W.B. (12879)**



For 18237: Tru-Fit 18101

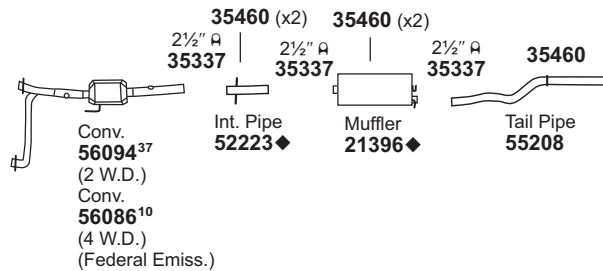
Univ. SoundFX 17810#

For 55106: Univ. Conv. 15031#

## DODGE/PLYMOUTH

### Durango

**2003-00 8 CYL. DURANGO w/4.7L ENG. (12880)**



**DynoMAX SYSTEM AVAILABLE, See DynoMax Catalog**

For 21396: SoundFX 18918

Super Turbo 17748#

For 56086: Univ. Conv. 93238#

For 56094: Univ. Conv. 93238#

35460 Insl.																			
-------------	--	--	--	--	--	--	--	--	--	--	--	--	--	--	--	--	--	--	--

NOT LEGAL FOR SALE IN STATE OF CALIFORNIA  
IN NEW YORK STATE, CONVERTERS LISTED ARE LEGAL FOR FEDERAL/EPA EMISSION VEHICLES ONLY

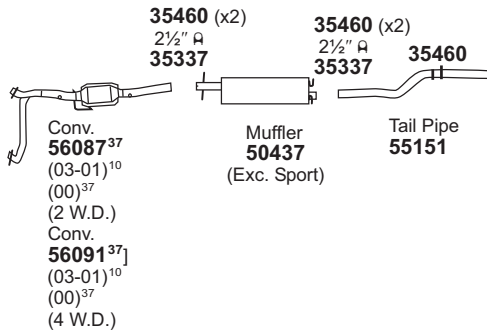
- ◆ If welded assembly, replace all required parts.
- # Modifications and/or additional parts required.
- 10 Fits Federal/EPA Emission Vehicles.
- 886 37 Fits All Emissions Vehicles.

- 61 Cut to fit.
- 187 O.E. Shoulder Bolt not required.
- 506 Requires 41962 Bushing & (1) Extra 35413 (2 1/4") Clamp.



# LIGHT TRUCK

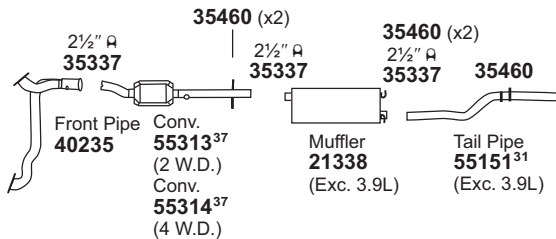
**2003-00 8 CYL. DURANGO w/5.9L ENG.**  
**2000 8 CYL. DURANGO w/5.2L ENG.**  
**(12881)**



**DYNOMAX** SYSTEM AVAILABLE, See DynoMax Catalog

For 56087: Univ. Conv. 93238#  
 For 56091: Univ. Conv. 93238#

**1999-98 8 CYL. DURANGO w/3.9L, 5.2L, 5.9L ENG.**  
**(12882)**



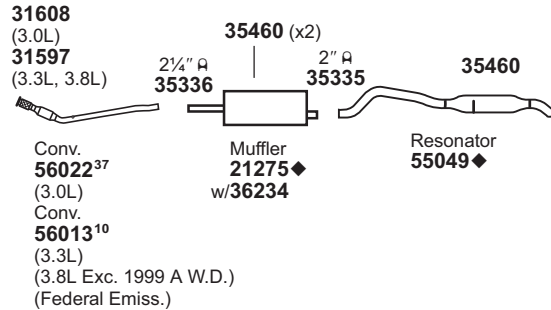
**DYNOMAX** SYSTEM AVAILABLE, See DynoMax Catalog

For 21338: SoundFX 18590 Super Turbo 17734#  
 Ultra Flo SS 17258<sup>576</sup>  
 For 55313: Univ. Conv. 93238#  
 For 55314: Univ. Conv. 93238#

31597 Gskt. 	31608 Gskt. 	35186 Hngr. 	35460 Insl. 	35750 Insl. 	36234 Band 
--------------------	--------------------	--------------------	--------------------	--------------------	-------------------

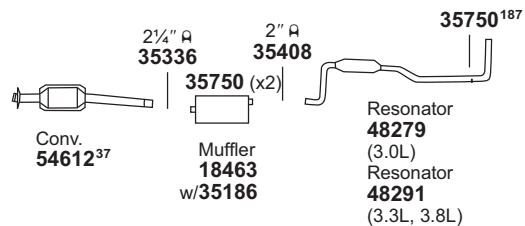
## DODGE/PLYMOUTH Grand Caravan/Grand Voyager

**2000-96 6 CYL. GRAND CARAVAN w/3.0L, 3.3L, 3.8L ENG.**  
**1999-96 6 CYL. GRAND VOYAGER w/3.0L, 3.3L, 3.8L ENG.**  
**(12883)**



For 21275: SoundFX 18559 or 18565<sup>598</sup> Tru-Fit 18106<sup>623,653</sup>  
 Univ. SoundFX 17827# Super Turbo 17747#  
 For 56013: Univ. Conv. 93302#  
 For 56022: Univ. Conv. 93302#

**1995-94 6 CYL. GRAND CARAVAN, GRAND VOYAGER w/3.0L, 3.3L, 3.8L S.M.P.I. ENG. - 119" W.B. (EXC. A.W.D. & FLEX FUEL)**  
**(12884)**



For 18463: Tru-Fit 18107<sup>568</sup> Univ. SoundFX 17800#

NOT LEGAL FOR SALE IN STATE OF CALIFORNIA

IN NEW YORK STATE, CONVERTERS LISTED ARE LEGAL FOR FEDERAL/EPA EMISSION VEHICLES ONLY

- ◆ If welded assembly, replace all required parts.
- # Modifications and/or additional parts required.
- 10 Fits Federal/EPA Emission Vehicles.
- 31 Unused hanger bracket may be cut off.
- 37 Fits All Emissions Vehicles.
- 187 O.E. Shoulder Bolt not required.

- 568 Requires 41945 Bushing & (1) Extra 35408 (2") Clamp.
- 576 For installation instructions and additional parts required, see the Cross Reference Chart in the Master Catalog.
- 598 Requires 41956 Pipe on Inlet. (Cut as required).
- 623 Requires 35254, 35255 Bushings.
- 653 Requires 41956 Adapter & 1 extra 35413 (2 1/4") Clamp.

GENERAL INFORMATION

PASSENGER CAR

LIGHT TRUCK

MUFFLER SPECS.

OPTIONAL MUFFLERS

CONVERTER SPECS.

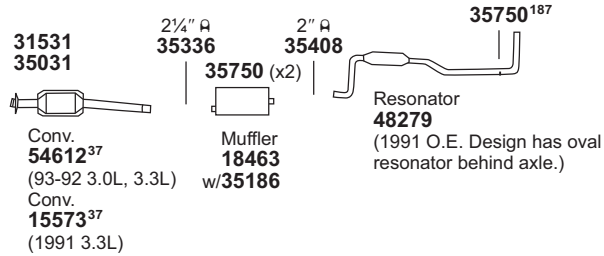
ACCESSORIES

FOOTNOTES

# LIGHT TRUCK

## DODGE/PLYMOUTH Grand Caravan/Grand Voyager

1993-91 6 CYL. GRAND CARAVAN, GRAND VOYAGER w/3.0L, 3.3L ENG. - (12885) 119" W.B. (EXC. A.W.D.)

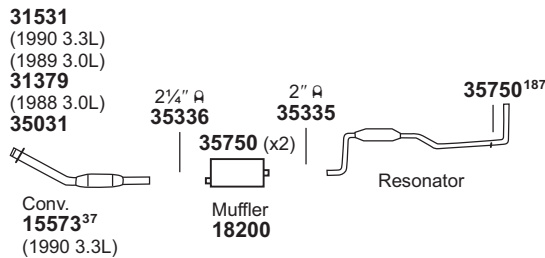


For 15573: Univ. Conv. 15042#

For 18463: Tru-Fit 18107<sup>568</sup>

Univ. SoundFX 17800#

1990 6 CYL. GRAND CARAVAN/GRAND VOYAGER w/3.3L ENG.  
1989-88 6 CYL. GRAND CARAVAN/GRAND VOYAGER w/3.0L ENG. (12886)



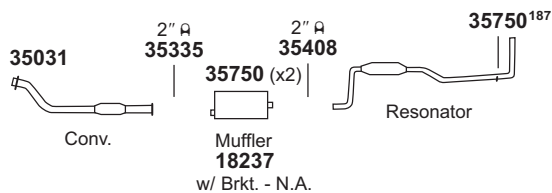
For 15573: Univ. Conv. 15042#

For 18200: Tru-Fit 18111<sup>61</sup>

Super Turbo 17747#

Univ. SoundFX 17869

1988 4 CYL. GRAND CARAVAN/VOYAGER SE w/2.5L ENG. (12887)



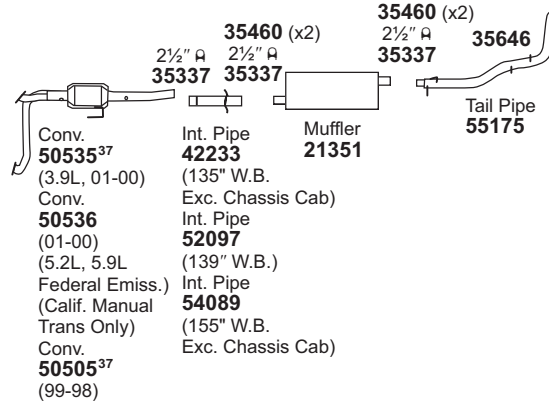
For 18237: Tru-Fit 18101

Univ. SoundFX 17810#

31379 Gskt. 	31531 Gskt. 	35031 Stud Kit 	35186 Hngr. 	35460 Insl. 	35646 Insl. 	35750 Insl. 						
--------------------	--------------------	-----------------------	--------------------	--------------------	--------------------	--------------------	--	--	--	--	--	--

## DODGE/PLYMOUTH Pickup 1/2 Ton - 2 & 4 W.D.

2001-98 6-8 CYL. RAM PICKUP 1500 w/3.9L, 5.2L ENG., 5.9L ENG. CODE Z - 119", 135", 139", 155" W.B. (EXC. SS/T SPORT EXHAUST) (12888)



**DYNOMAX** SYSTEM AVAILABLE, See DynoMax Catalog

For 21351: SoundFX 18570  
Ultra Flo SS 17258<sup>576</sup>

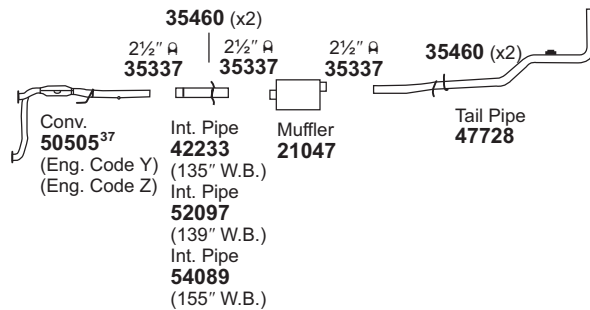
Super Turbo 17734#

For 50505: Univ. Conv. 93322#

For 50535: Univ. Conv. 93238#

For 50536: Univ. Conv. 93238#

1997-96 6-8 CYL. RAM 1500 PICKUP w/3.9L, 5.2L, 5.9L ENG. - 119", 135", 139", 155" W.B., UNDER 8500 G.V.W.R. (EXC. SPORT EXHAUST) (12889)



For 21047: SoundFX 18455

For 50505: Univ. Conv. 93322#

NOT LEGAL FOR SALE IN STATE OF CALIFORNIA

IN NEW YORK STATE, CONVERTERS LISTED ARE LEGAL FOR FEDERAL/EPA EMISSION VEHICLES ONLY

# Modifications and/or additional parts required.

37 Fits All Emissions Vehicles.

61 Cut to fit.

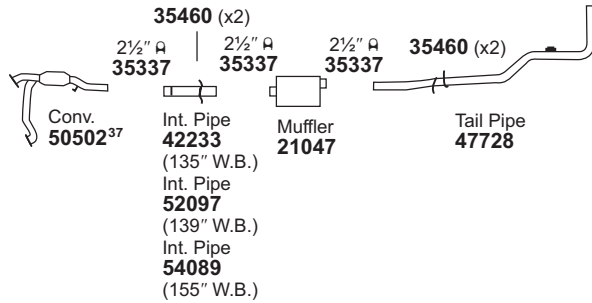
888 187 O.E. Shoulder Bolt not required.

568 Requires 41945 Bushing & (1) Extra 35408 (2") Clamp.

576 For installation instructions and additional parts required, see the Cross Reference Chart in the Master Catalog.

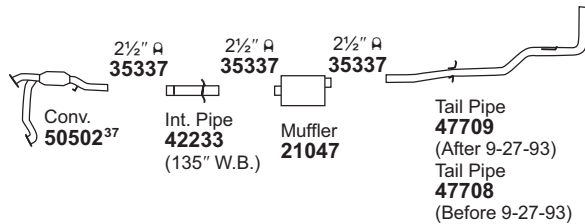
# LIGHT TRUCK

**1995 6-8 CYL. RAM 1500 w/3.9L, 5.2L, 5.9L ENG. - 119", 135", 139", 155" W.B., UNDER 8500 G.V.W.R. (EXC. SPORT EXHAUST)**  
**(12890)**



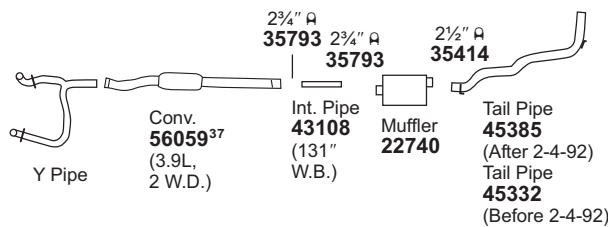
For 21047: SoundFX 18455  
For 50502: Univ. Conv. 15022#

**1994 6 CYL. RAM 1500 w/3.9L ENG. - 119", 135", 139" W.B., 2 W.D.**  
**1994 8 CYL. RAM 1500 w/5.2L, 5.9L ENG. - 119", 135" W.B.**  
**(12891)**

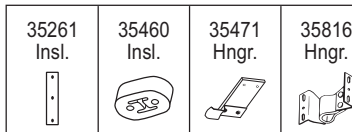


For 21047: SoundFX 18455  
For 50502: Univ. Conv. 15022#

**1993-92 6 CYL. D150, W150 w/3.9L S.M.P.I. ENG. - 115", 131" W.B.**  
**1993-92 8 CYL. D150, W150 w/5.2L S.M.P.I. ENG., REG CAB - 115", 131" W.B.**  
**(12892)**



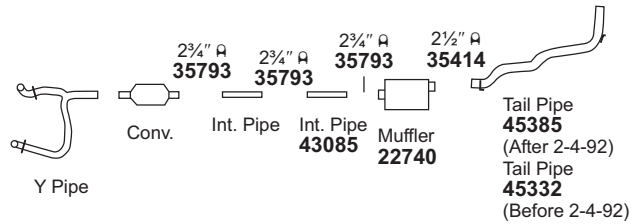
For 22740: SoundFX 18193 Univ. SoundFX 17192



## DODGE/PLYMOUTH

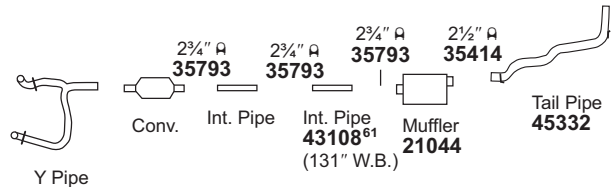
Pickup 1/2 Ton - 2 & 4 W.D.

**1993-92 8 CYL. D150, W150 w/5.2L S.M.P.I. ENG., CLUB CAB - 133" W.B.**  
**(12893)**



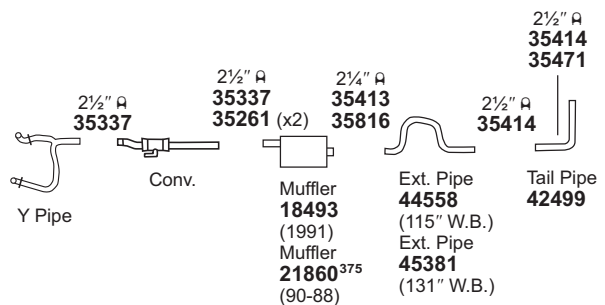
For 22740: SoundFX 18193 Univ. SoundFX 17192

**1993 8 CYL. D150, W150 w/5.9L ENG., UNDER 8500 G.V.W.R. - 115", 131" W.B.**  
**(12894)**



For 21044: Univ. SoundFX 17192#

**1991-88 V6 CYL. D100, D150 w/3.9L ENG., w/CONVERTER, SINGLE EXHAUST**  
**(12895)**



For 18493: Tru-Fit 18161<sup>580</sup>  
For 21860: SoundFX 18340 Univ. SoundFX 17827# Ultra Flo SS 17289#  
Tru-Fit 18109 Super Turbo 17748#

GENERAL INFORMATION

PASSENGER CAR

LIGHT TRUCK

MUFFLER SPECS.

OPTIONAL MUFFLERS

CONVERTER SPECS.

ACCESSORIES

FOOTNOTES

NOT LEGAL FOR SALE IN STATE OF CALIFORNIA  
IN NEW YORK STATE, CONVERTERS LISTED ARE LEGAL FOR FEDERAL/EPA EMISSION VEHICLES ONLY

# Modifications and/or additional parts required.  
37 Fits All Emissions Vehicles.  
61 Cut to fit.

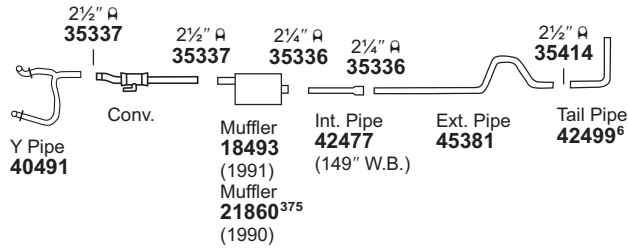
375 Regular Duty Muffler.  
580 Requires 41966 Pipe. Cut to fit.

# LIGHT TRUCK

## DODGE/PLYMOUTH

Pickup 1/2 Ton - 2 & 4 W.D.

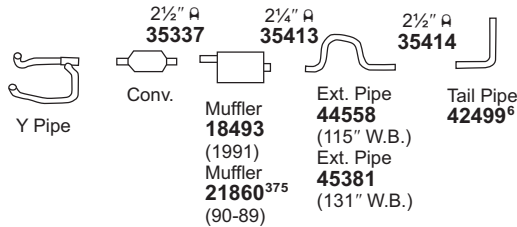
**1991-90 8 CYL. D150 w/5.2L, 5.9L EFI ENG.,  
(12896) SINGLE EXHAUST**



For 18493: Tru-Fit 18161<sup>580</sup>

For 21860: SoundFX 18340                      Tru-Fit 18109  
 Univ. SoundFX 17827#                      Super Turbo 17748#  
 Ultra Flo SS 17289#

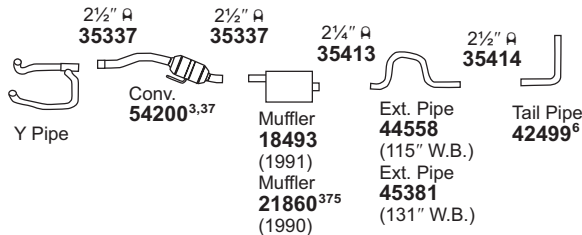
**1991-89 6 CYL. W100, W150 w/3.9L ENG.,  
(12897) w/CONVERTER**



For 18493: Tru-Fit 18161<sup>580</sup>

For 21860: SoundFX 18340                      Tru-Fit 18109  
 Univ. SoundFX 17827#                      Super Turbo 17748#  
 Ultra Flo SS 17289#

**1991-90 8 CYL. W150 w/5.2L, 5.9L EFI ENG.  
(12898)**

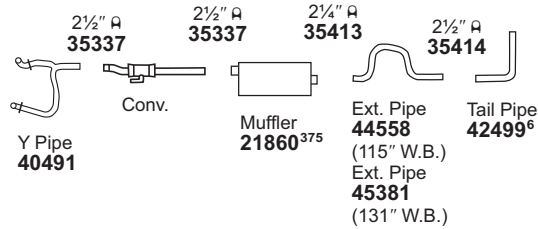


For 18493: Tru-Fit 18161<sup>580</sup>

For 21860: SoundFX 18340                      Tru-Fit 18109  
 Univ. SoundFX 17827#                      Super Turbo 17748#  
 Ultra Flo SS 17289#

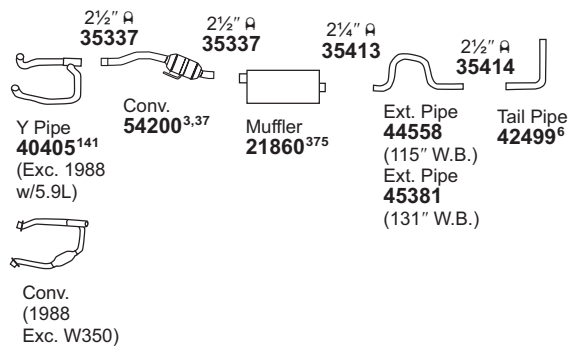
For 54200: Univ. Conv. 15042#

**1989-88 8 CYL. D100, D150 w/5.2L, 5.9L ENG.,  
(12899) MODELS UNDER 8500 G.V.W.R.,  
w/CONVERTER**



For 21860: SoundFX 18340                      Tru-Fit 18109  
 Univ. SoundFX 17827#                      Super Turbo 17748#  
 Ultra Flo SS 17289#

**1989-88 8 CYL. W100, W150 w/5.2L, 5.9L ENG.,  
(12900) UNDER 8500 G.V.W.R.  
w/CONVERTER**



For 21860: SoundFX 18340                      Tru-Fit 18109  
 Univ. SoundFX 17827#                      Super Turbo 17748#  
 Ultra Flo SS 17289#

For 54200: Univ. Conv. 15042#

NOT LEGAL FOR SALE IN STATE OF CALIFORNIA  
 IN NEW YORK STATE, CONVERTERS LISTED ARE LEGAL FOR FEDERAL/EPA EMISSION VEHICLES ONLY

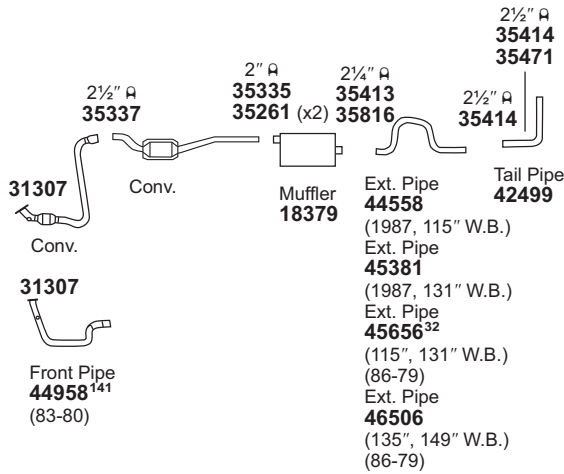
# Modifications and/or additional parts required.  
 3 May require 35574 Air Tube Kit for installation.  
 6 Requires 35414 (2 1/2") Clamp.

141 W/o Mini-Ox Converter.  
 375 Regular Duty Muffler.  
 580 Requires 41966 Pipe. Cut to fit.

890 37 Fits All Emissions Vehicles.

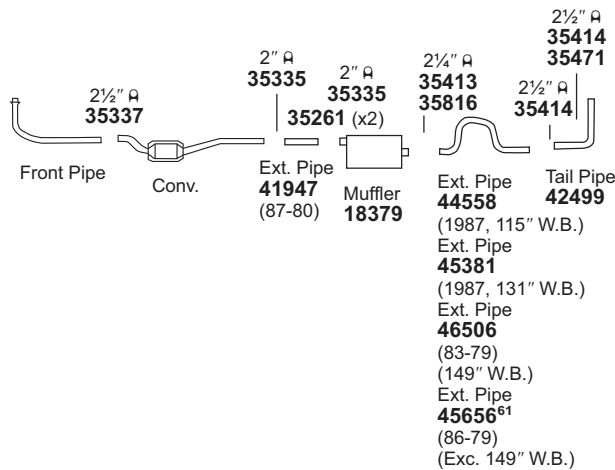
# LIGHT TRUCK

**1987-79 6 CYL. D100, D150 w/3.7L (225 C.I.D.) (12901)**  
**ENG.**







For 18379: Univ. SoundFX 17840# Super Turbo 17731#

**1987-79 6 CYL. W100, W150 w/3.7L (225 C.I.D.), (12902)**  
**w/CONVERTER**

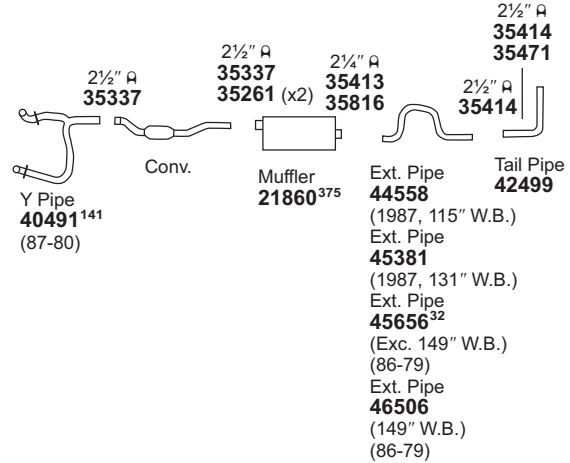


For 18379: Univ. SoundFX 17840# Super Turbo 17731#

31307 Gskt. 	35261 Insl. 	35471 Hngr. 	35816 Hngr. 												
---	---	---	---	--	--	--	--	--	--	--	--	--	--	--	--

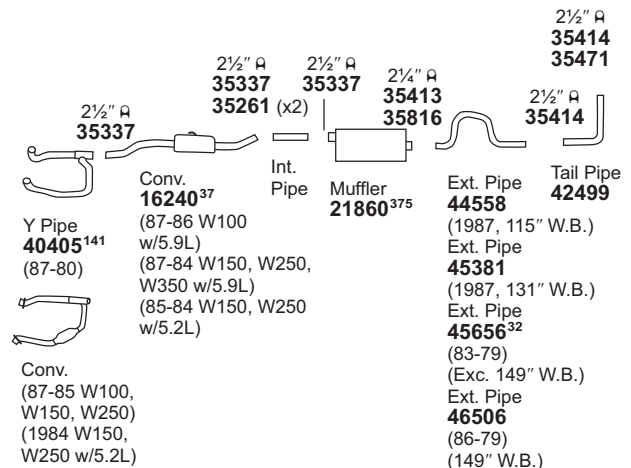
## DODGE/PLYMOUTH Pickup 1/2 Ton - 2 & 4 W.D.

**1987-79 8 CYL. D100, D150 w/5.2L (318 C.I.D.), 5.9L (360 C.I.D.), w/CONVERTER, UNDER 8500 G.V.W.R.; SINGLE EXHAUST (12903)**



For 21860: SoundFX 18340 Univ. SoundFX 17827# Ultra Flo SS 17289#  
 Tru-Fit 18109 Super Turbo 17748#

**1987-79 8 CYL. W100, W150 w/5.2L (318 C.I.D.), (12904)**  
**5.9L (360 C.I.D.), w/CONVERTER**



For 21860: SoundFX 18340 Univ. SoundFX 17827# Ultra Flo SS 17289#  
 Tru-Fit 18109 Super Turbo 17748#

NOT LEGAL FOR SALE IN STATE OF CALIFORNIA

IN NEW YORK STATE, CONVERTERS LISTED ARE LEGAL FOR FEDERAL/EPA EMISSION VEHICLES ONLY

# Modifications and/or additional parts required.

32 Cut 16" off Inlet for 115" W.B.

37 Fits All Emissions Vehicles.

61 Cut to fit.

141 W/o Mini-Ox Converter.

375 Regular Duty Muffler.

GENERAL INFORMATION

PASSENGER CAR

LIGHT TRUCK

MUFFLER SPECS.

OPTIONAL MUFFLERS

CONVERTER SPECS.

ACCESSORIES

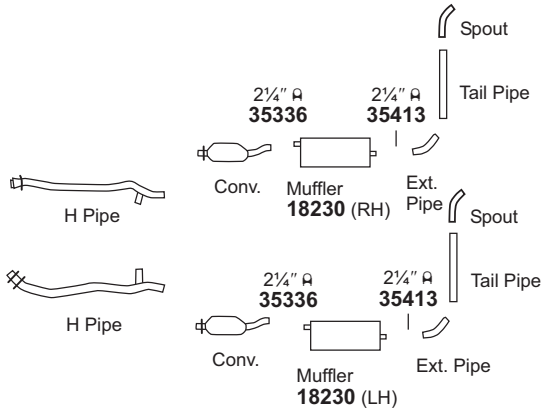
FOOTNOTES

# LIGHT TRUCK

## DODGE/PLYMOUTH

Pickup 1/2 Ton - 2 & 4 W.D.

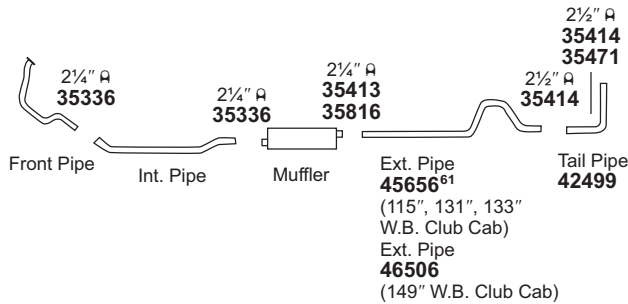
**1980-78 8 CYL. D150 w/5.9L (360 C.I.D.) ENG. "LITTLE RED EXPRESS TRUCK", DUAL EXHAUST, w/CONVERTER**  
(12905)



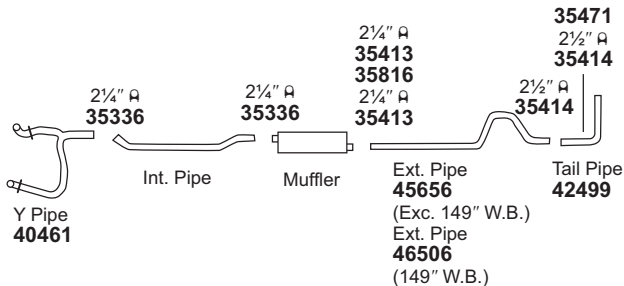
For 18230: Tru-Fit 18113  
Super Turbo 17747#

Univ. SoundFX 17808

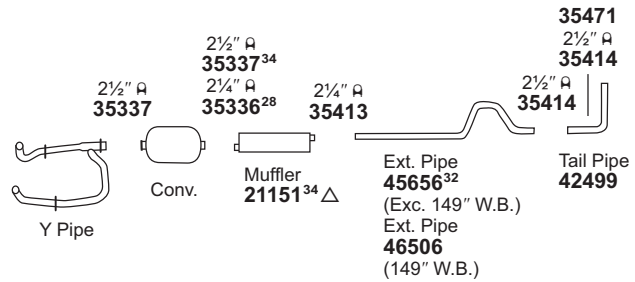
**1978 6 CYL. D150 w/4.0L (243 C.I.D.) DIESEL ENG.**  
(12906)



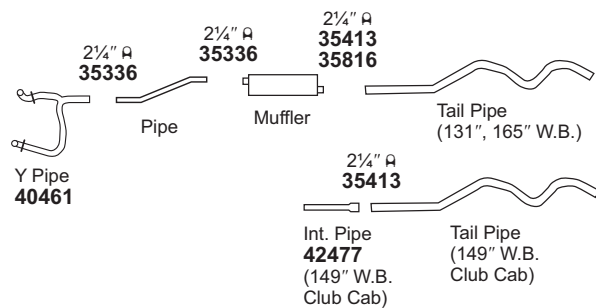
**1978-76 8 CYL. D100, D150 w/5.2L (318 C.I.D.), 5.9L (360 C.I.D.) ENG., w/o CONVERTER, SINGLE EXHAUST**  
(12907)



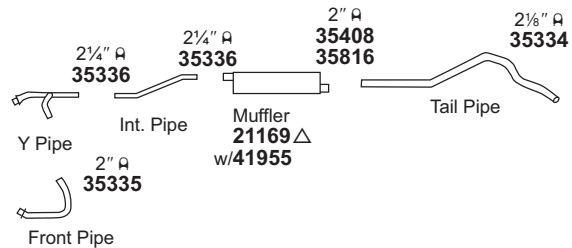
**1978-76 8 CYL. W100, W150 w/5.2L (318 C.I.D.), 5.9L (360 C.I.D.) ENG., w/CONVERTER**  
(12908)



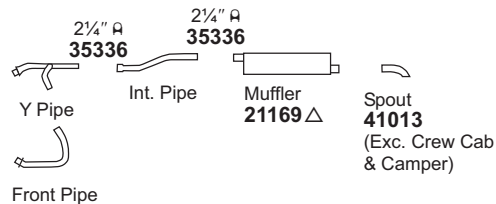
**1975 8 CYL. D100 w/5.2L (318 C.I.D.), 5.9L (360 C.I.D.) ENG., w/o CONVERTER**  
(12909)



**1974 8 CYL. D100 w/6.6L (400 C.I.D.) ENG.**  
(12910)



**1974 8 CYL. W100 w/5.9L (360 C.I.D.) ENG.**  
(12911)



35471 Hngr.	35816 Hngr.																		
----------------	----------------	--	--	--	--	--	--	--	--	--	--	--	--	--	--	--	--	--	--

NOT LEGAL FOR SALE IN STATE OF CALIFORNIA  
IN NEW YORK STATE, CONVERTERS LISTED ARE LEGAL FOR FEDERAL/EPA EMISSION VEHICLES ONLY

△ H.D. Arc-welded construction, recommended for commercial use.

# Modifications and/or additional parts required.

28 Exc. Sound Control.

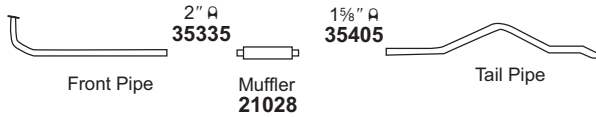
32 Cut 16" off Inlet for 115" W.B.

34 W/Sound Control.

61 Cut to fit.

# LIGHT TRUCK

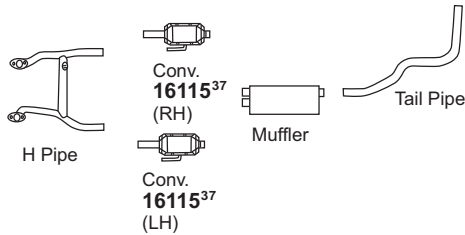
1960-57 6 CYL. D100  
1959-57 6 CYL. W100  
(12912)



For 21028: H.D. Muffler 21169△

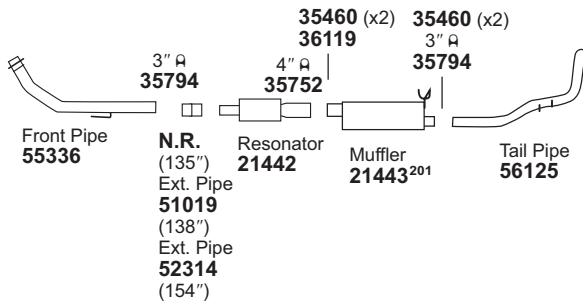
## DODGE/PLYMOUTH Pickup 3/4 Ton - 2 & 4 W.D.

2002-96 10 CYL. RAM 2500 PICKUP w/8.0L  
(12913)



For 16115: Univ. Conv. 15142#

2002-98 6 CYL. RAM 2500 PICKUP w/5.9L  
DIESEL ENG. (EXC. CHASSIS  
CAB) - 135", 138", 154" W.B.  
(12914)



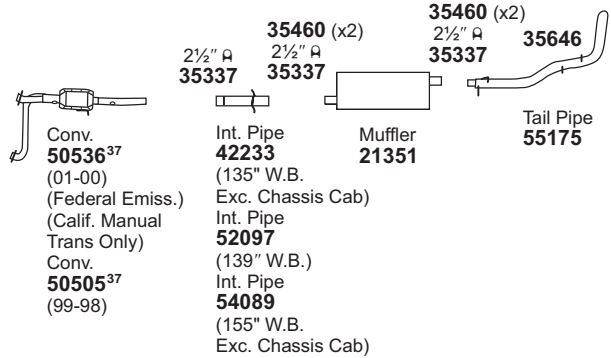
**DYNOMAX** SYSTEM AVAILABLE, See DynoMax Catalog

For 21443: SoundFX 18853<sup>201</sup>

35460 Insl.	35646 Insl.	36119 Hngr.																	

## DODGE/PLYMOUTH Pickup 3/4 Ton - 2 & 4 W.D.

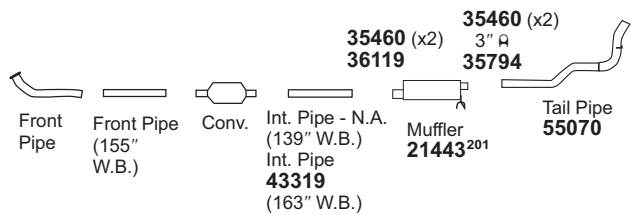
2001-98 6-8 CYL. RAM 2500 PICKUP w/5.9L ENG.  
CODE Z - 135", 139", 155" W.B.,  
UNDER 8500 GVW (EXC. SS/T  
SPORT EXHAUST)  
(12915)



**DYNOMAX** SYSTEM AVAILABLE, See DynoMax Catalog

For 21351: SoundFX 18570 Super Turbo 17734#  
Ultra Flo SS 17258<sup>576</sup>  
For 50505: Univ. Conv. 93322#  
For 50536: Univ. Conv. 93238#

1997 6 CYL. RAM 2500 PICKUP w/5.9L  
DIESEL ENG. - 135", 139", 155",  
163" W.B.  
(12916)



**DYNOMAX** SYSTEM AVAILABLE, See DynoMax Catalog

For 21443: SoundFX 18853<sup>201</sup>

NOT LEGAL FOR SALE IN STATE OF CALIFORNIA  
IN NEW YORK STATE, CONVERTERS LISTED ARE LEGAL FOR FEDERAL/EPA EMISSION VEHICLES ONLY

△ H.D. Arc-welded construction, recommended for commercial use.  
# Modifications and/or additional parts required.  
37 Fits All Emissions Vehicles.

201 Intentionally flat for clearance.  
576 For installation instructions and additional parts required, see the Cross Reference Chart in the Master Catalog.

GENERAL  
INFORMATION

PASSENGER  
CAR

LIGHT  
TRUCK

MUFFLER  
SPECS.

OPTIONAL  
MUFFLERS

CONVERTER  
SPECS.

ACCESSORIES

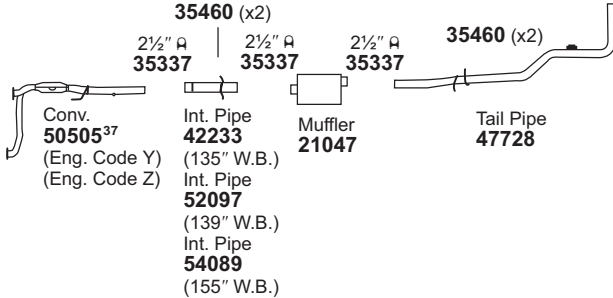
FOOTNOTES

# LIGHT TRUCK

## DODGE/PLYMOUTH

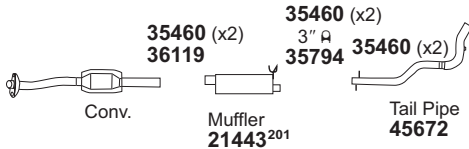
Pickup 3/4 Ton - 2 & 4 W.D.

**1997-96 8 CYL. RAM 2500 PICKUP w/5.2L, 5.9L ENG. - 135", 139", 155" W.B., UNDER 8500 G.V.W.R. (EXC. SPORT EXHAUST)**  
(12917)



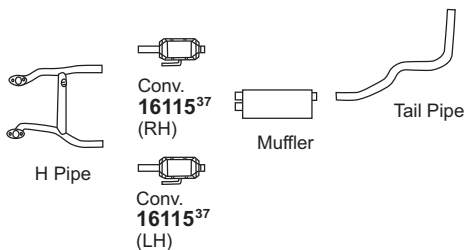
For 21047: SoundFX 18455  
For 50505: Univ. Conv. 93322#

**1996 6 CYL. RAM 2500 PICKUP H.D. w/5.9L CUMMINS TURBO DIESEL ENG. w/CONVERTER**  
(12918)



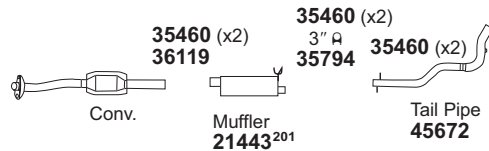
For 21443: SoundFX 18853<sup>201</sup>

**1995-94 10 CYL. RAM 2500 w/8.0L ENG.**  
(12919)



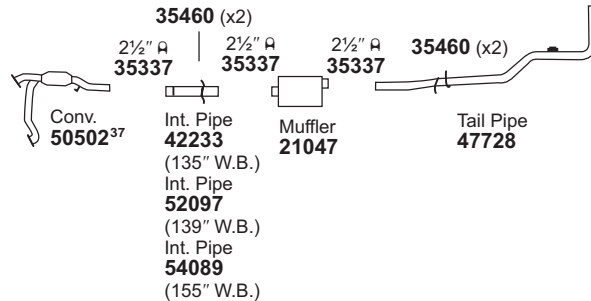
For 16115: Univ. Conv. 15142#

**1995-94 6 CYL. RAM 2500 H.D. w/5.9L CUMMINS TURBO DIESEL ENG., AFTER 1-3-94 w/CONVERTER**  
(12920)



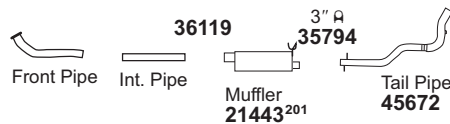
For 21443: SoundFX 18853<sup>201</sup>

**1995 6-8 CYL. RAM 2500 w/3.9L, 5.2L, 5.9L ENG. - 135", 139", 155" W.B., UNDER 8500 G.V.W.R. (EXC. SPORT EXHAUST)**  
(12921)



For 21047: SoundFX 18455  
For 50502: Univ. Conv. 15022#

**1994 6 CYL. RAM 2500 H.D. w/5.9L CUMMINS TURBO DIESEL ENG., BEFORE 1-3-94, w/o CONVERTER**  
(12922)



DYNOMAX SYSTEM AVAILABLE, See DynoMax Catalog

For 21443: SoundFX 18853<sup>201</sup>

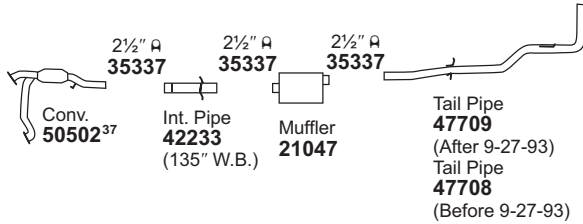
35460 Insl.	36119 Hngr.																		

NOT LEGAL FOR SALE IN STATE OF CALIFORNIA  
IN NEW YORK STATE, CONVERTERS LISTED ARE LEGAL FOR FEDERAL/EPA EMISSION VEHICLES ONLY



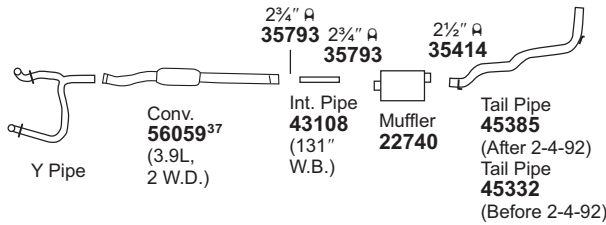
# LIGHT TRUCK

**1994 8 CYL. RAM 2500 w/5.2L, 5.9L ENG. - 135" W.B. (EXC. 2500 HD MODELS) (12923)**



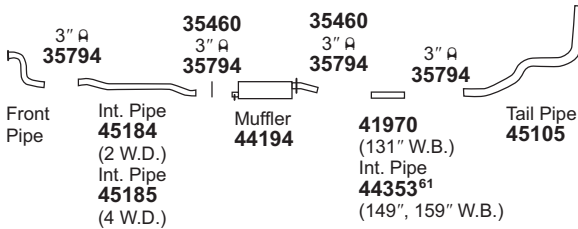
For 21047: SoundFX 18455  
For 50502: Univ. Conv. 15022#

**1993-92 6 CYL. D250 w/3.9L S.M.P.I. ENG. - 131" W.B.**  
**1993-92 8 CYL. D250, W250 w/5.2L S.M.P.I. ENG., REG CAB - 131" W.B. (12924)**



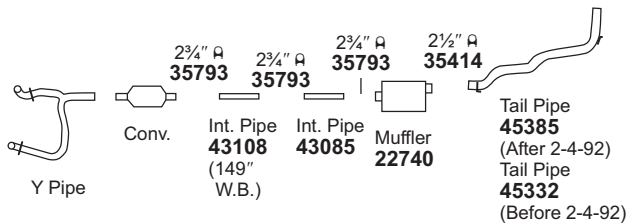
For 22740: SoundFX 18193 Univ. SoundFX 17192

**1993-89 6 CYL. D250, W250 w/5.9L CUMMINS TURBO DIESEL ENG. (12925)**



For 44194: SoundFX 18371

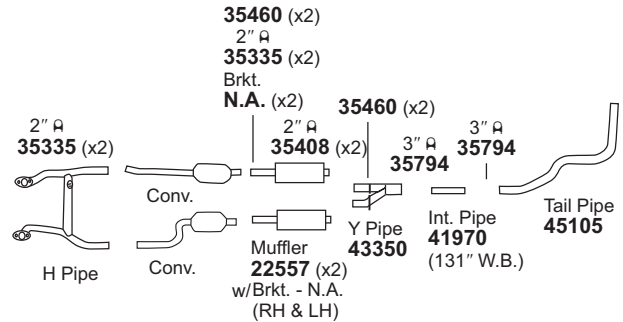
**1993-92 8 CYL. D250, W250 w/5.2L S.M.P.I. ENG., CLUB CAB - 131", 149" W.B. (12926)**



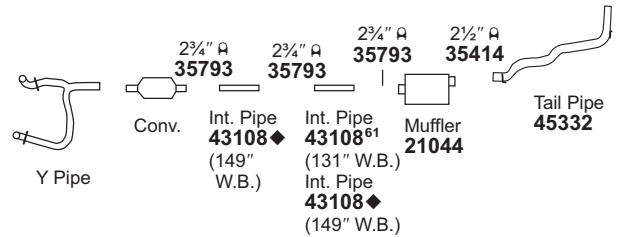
For 22740: SoundFX 18193 Univ. SoundFX 17192

## DODGE/PLYMOUTH Pickup 3/4 Ton - 2 & 4 W.D.

**1993-90 8 CYL. D250, W250 w/5.9L ENG., OVER 8500 G.V.W.R. w/CONVERTERS (12927)**

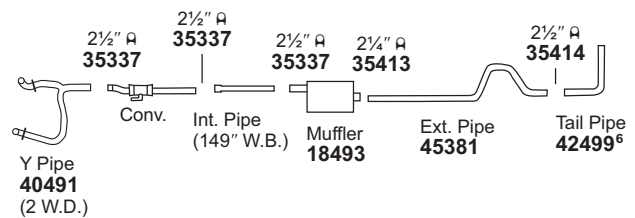


**1993 8 CYL. D250, W250 w/5.9L ENG., UNDER 8500 G.V.W.R. - 131", 149" W.B. (12928)**



For 21044: Univ. SoundFX 17192#

**1992 8 CYL. D250, W250 w/5.9L EFI ENG., UNDER 8500 G.V.W.R. - 131", 149" W.B. (12929)**



For 18493: Tru-Fit 18161<sup>580</sup>

35460 Insl.									
----------------	--	--	--	--	--	--	--	--	--

NOT LEGAL FOR SALE IN STATE OF CALIFORNIA  
IN NEW YORK STATE, CONVERTERS LISTED ARE LEGAL FOR FEDERAL/EPA EMISSION VEHICLES ONLY

◆ If welded assembly, replace all required parts.  
# Modifications and/or additional parts required.  
6 Requires 35414 (2 1/2") Clamp.

37 Fits All Emissions Vehicles.  
61 Cut to fit.  
580 Requires 41966 Pipe. Cut to fit.

GENERAL  
INFORMATION

PASSENGER  
CAR

LIGHT  
TRUCK

MUFFLER  
SPECS.

OPTIONAL  
MUFFLERS

CONVERTER  
SPECS.

ACCESSORIES

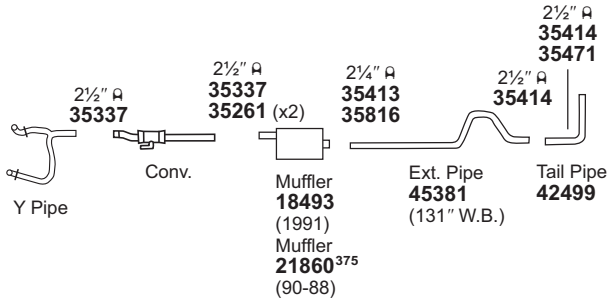
FOOTNOTES

# LIGHT TRUCK

## DODGE/PLYMOUTH

Pickup 3/4 Ton - 2 & 4 W.D.

**1991-88 V6 CYL. D250 w/3.9L ENG.,  
w/CONVERTER, SINGLE  
EXHAUST**  
(12930)

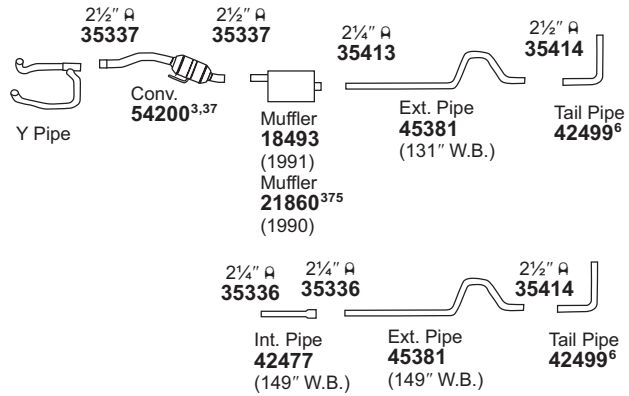


For 18493: Tru-Fit 18161<sup>580</sup>

For 21860: SoundFX 18340  
Univ. SoundFX 17827#  
Ultra Flo SS 17289#

Tru-Fit 18109  
Super Turbo 17748#

**1991-90 8 CYL. W250 w/5.2L, 5.9L EFI ENG.  
(12932)**



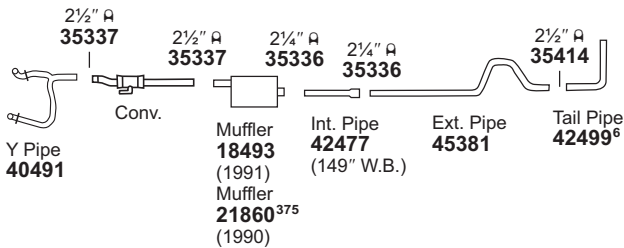
For 18493: Tru-Fit 18161<sup>580</sup>

For 21860: SoundFX 18340  
Univ. SoundFX 17827#  
Ultra Flo SS 17289#

Tru-Fit 18109  
Super Turbo 17748#

For 54200: Univ. Conv. 15042#

**1991-90 8 CYL. D250 w/5.2L, 5.9L EFI ENG.,  
SINGLE EXHAUST**  
(12931)

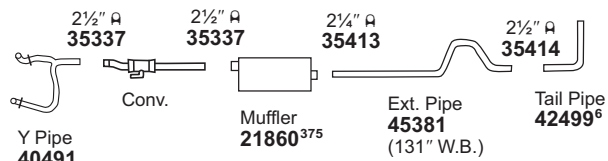


For 18493: Tru-Fit 18161<sup>580</sup>

For 21860: SoundFX 18340  
Univ. SoundFX 17827#  
Ultra Flo SS 17289#

Tru-Fit 18109  
Super Turbo 17748#

**1989-88 8 CYL. D250 w/5.2L, 5.9L ENG., MODELS  
UNDER 8500 G.V.W.R.,  
w/CONVERTER**  
(12933)



For 21860: SoundFX 18340  
Univ. SoundFX 17827#  
Ultra Flo SS 17289#

Tru-Fit 18109  
Super Turbo 17748#

35261 Insl. 	35471 Hngr. 	35816 Hngr. 											
--------------------	--------------------	--------------------	--	--	--	--	--	--	--	--	--	--	--

NOT LEGAL FOR SALE IN STATE OF CALIFORNIA  
IN NEW YORK STATE, CONVERTERS LISTED ARE LEGAL FOR FEDERAL/EPA EMISSION VEHICLES ONLY

# Modifications and/or additional parts required.

3 May require 35574 Air Tube Kit for installation.

6 Requires 35414 (2 1/2") Clamp.

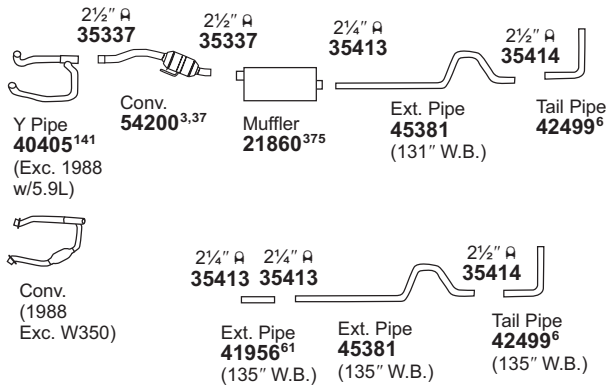
37 Fits All Emissions Vehicles.

375 Regular Duty Muffler.

580 Requires 41966 Pipe. Cut to fit.

# LIGHT TRUCK

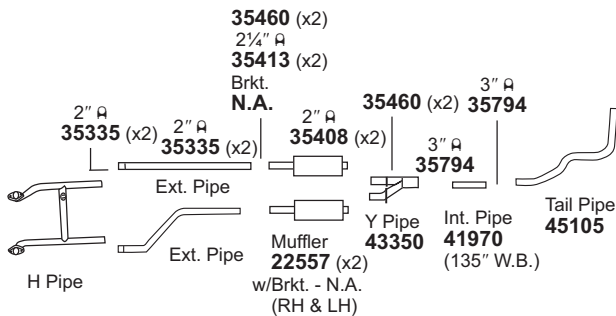
**1989-88 8 CYL. W250 w/5.2L, 5.9L ENG., UNDER 8500 G.V.W.R. w/CONVERTER (12934)**



For 21860: SoundFX 18340  
Univ. SoundFX 17827#  
Ultra Flo SS 17289#  
For 54200: Univ. Conv. 15042#

Tru-Fit 18109  
Super Turbo 17748#

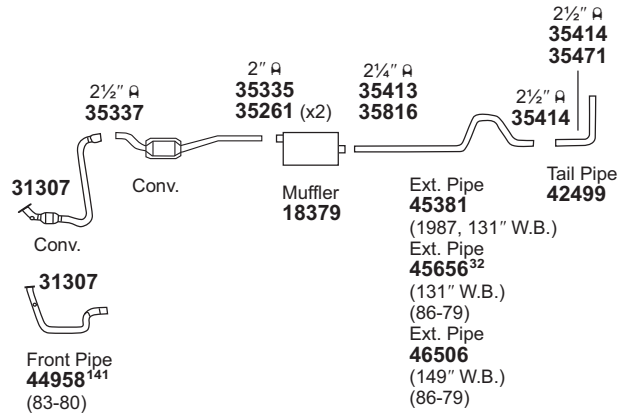
**1988-87 8 CYL. W250 w/5.9L ENG., HEAVY DUTY EMISSIONS, OVER 8500 G.V.W.R. w/o CONVERTERS, DUAL EXHAUST (12935)**



31307 Gskt.	35261 Insl.	35460 Insl.	35471 Hngr.	35816 Hngr.															

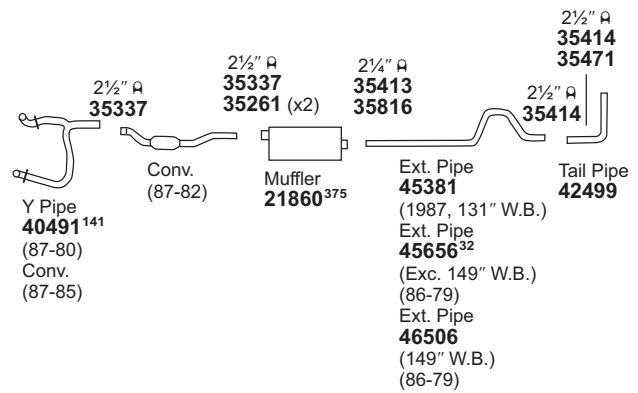
## DODGE/PLYMOUTH Pickup 3/4 Ton - 2 & 4 W.D.

**1987-79 6 CYL. D200, D250 w/3.7L (225 C.I.D.) ENG. (12936)**



For 18379: Univ. SoundFX 17840# Super Turbo 17731#

**1987-79 8 CYL. D200, D250 w/5.2L (318 C.I.D.), 5.9L (360 C.I.D.), w/CONVERTER, UNDER 8500 G.V.W.R. (12937)**



For 21860: SoundFX 18340  
Univ. SoundFX 17827#  
Ultra Flo SS 17289#

Tru-Fit 18109  
Super Turbo 17748#

NOT LEGAL FOR SALE IN STATE OF CALIFORNIA

IN NEW YORK STATE, CONVERTERS LISTED ARE LEGAL FOR FEDERAL/EPA EMISSION VEHICLES ONLY

# Modifications and/or additional parts required.  
3 May require 35574 Air Tube Kit for installation.  
6 Requires 35414 (2 1/2") Clamp.  
32 Cut 16" off Inlet for 115" W.B.

37 Fits All Emissions Vehicles.  
61 Cut to fit.  
141 W/o Mini-Ox Converter.  
375 Regular Duty Muffler.

GENERAL INFORMATION

PASSENGER CAR

LIGHT TRUCK

MUFFLER SPECS.

OPTIONAL MUFFLERS

CONVERTER SPECS.

ACCESSORIES

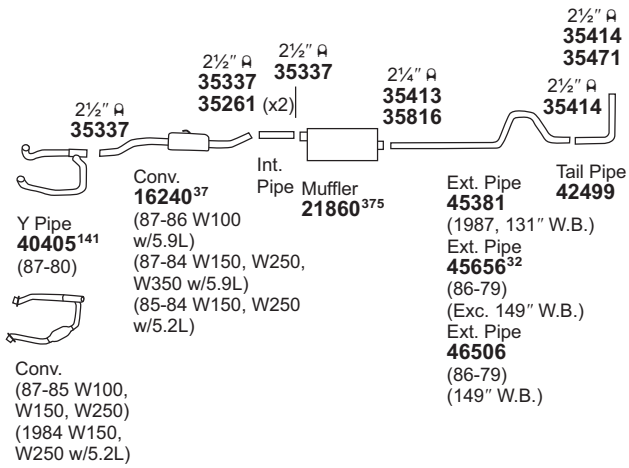
FOOTNOTES

# LIGHT TRUCK

## DODGE/PLYMOUTH

Pickup 3/4 Ton - 2 & 4 W.D.

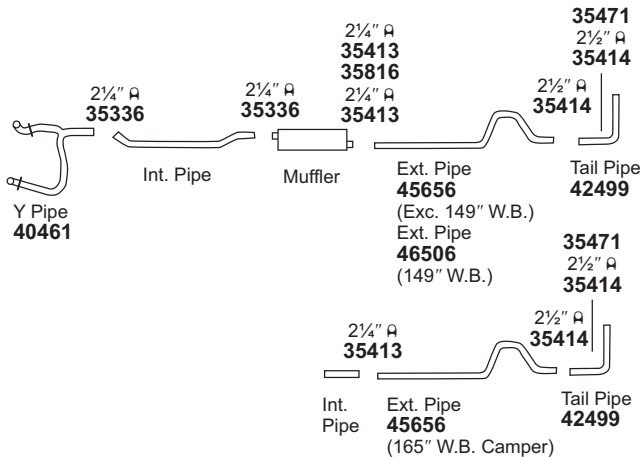
**1987-79 8 CYL. W200, W250 w/5.2L (318 C.I.D.), 5.9L (360 C.I.D.), w/CONVERTER (12938)**



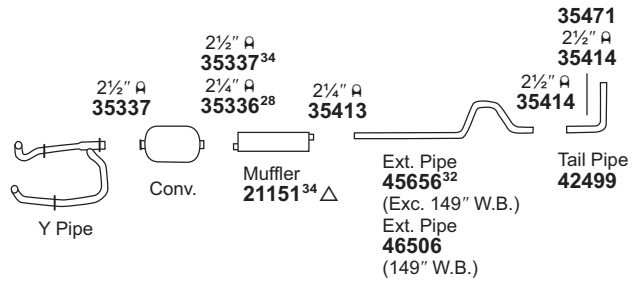
For 21860: SoundFX 18340 Univ. SoundFX 17827# Ultra Flo SS 17289#

Tru-Fit 18109 Super Turbo 17748#

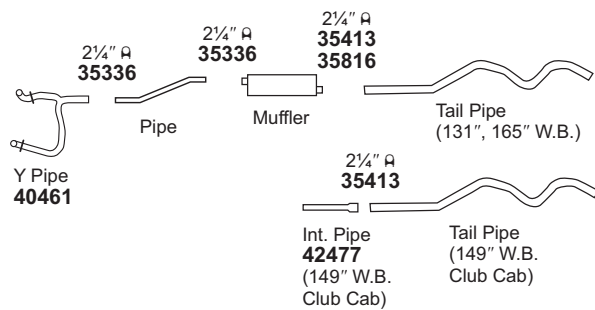
**1978-76 8 CYL. D200 w/5.2L (318 C.I.D.), 5.9L (360 C.I.D.) ENG., w/o CONVERTER, SINGLE EXHAUST (12939)**



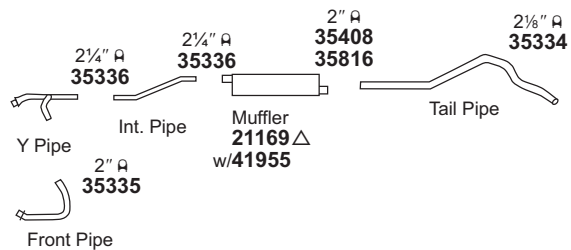
**1978-76 8 CYL. W200 w/5.2L (318 C.I.D.), 5.9L (360 C.I.D.) ENG., w/CONVERTER (12940)**



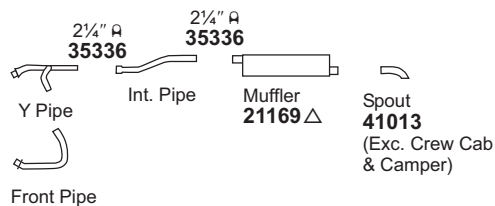
**1975 8 CYL. D200 w/5.2L (318 C.I.D.), 5.9L (360 C.I.D.) ENG., w/o CONVERTER (12941)**



**1974 8 CYL. D200 w/6.6L (400 C.I.D.) ENG. (12942)**



**1974 8 CYL. W200 w/5.9L (360 C.I.D.) ENG. (12943)**



35261 Insl.	35471 Hngr.	35816 Hngr.										
----------------	----------------	----------------	--	--	--	--	--	--	--	--	--	--

NOT LEGAL FOR SALE IN STATE OF CALIFORNIA  
 IN NEW YORK STATE, CONVERTERS LISTED ARE LEGAL FOR FEDERAL/EPA EMISSION VEHICLES ONLY

Δ H.D. Arc-welded construction, recommended for commercial use.

# Modifications and/or additional parts required.

28 Exc. Sound Control.

898 32 Cut 16" off Inlet for 115" W.B.

34 W/Sound Control.

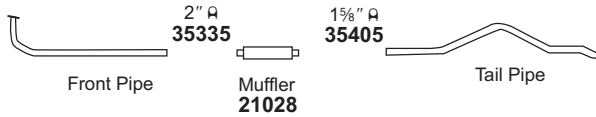
37 Fits All Emissions Vehicles.

141 W/o Mini-Ox Converter.

375 Regular Duty Muffler.

# LIGHT TRUCK

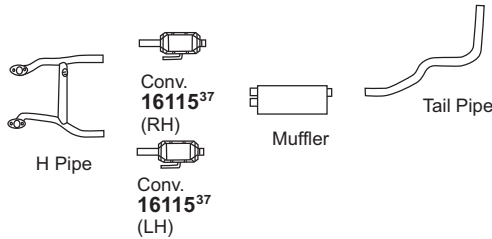
**1960-57 6 CYL. D200**  
**1959-57 6 CYL. W200**  
**(12944)**



For 21028: H.D. Muffler 21169△

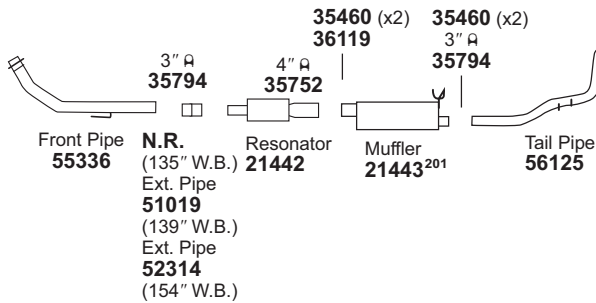
## DODGE/PLYMOUTH Pickup 1 Ton - 2 & 4 W.D.

**2002-96 10 CYL. RAM 3500 PICKUP w/8.0L, UP TO**  
**(12945) 9000 G.V.W.R.**



For 16115: Univ. Conv. 15142#

**2002-98 6 CYL. RAM 3500 PICKUP w/5.9L**  
**DIESEL ENG. (EXC. CHASSIS**  
**(12946) CAB) - 135", 139", 154" W.B.**



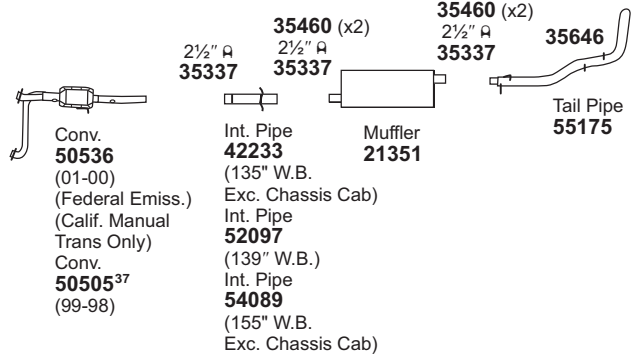
**DYNOMAX** SYSTEM AVAILABLE, See DynoMax Catalog

For 21443: SoundFX 18853<sup>201</sup>

35460 Insl.	35646 Insl.	36119 Hngr.																		

## DODGE/PLYMOUTH Pickup 1 Ton - 2 & 4 W.D.

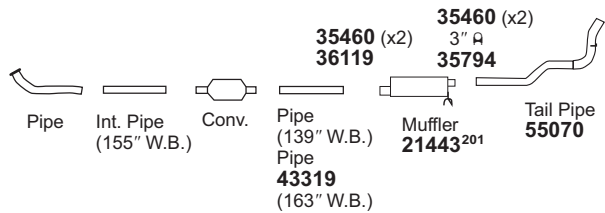
**2001-98 6-8 CYL. RAM 3500 PICKUP w/5.9L ENG.**  
**CODE Z - 135", 139", 155" W.B.,**  
**(12947) UNDER 8500 GVW (EXC. SS/T**  
**SPORT EXHAUST)**



**DYNOMAX** SYSTEM AVAILABLE, See DynoMax Catalog

For 21351: SoundFX 18570 Super Turbo 17734#  
 Ultra Flo SS 17258<sup>576</sup>  
 For 50505: Univ. Conv. 93322#  
 For 50536: Univ. Conv. 93238#

**1997 6 CYL. RAM 3500 PICKUP w/5.9L**  
**DIESEL ENG. - 135", 139", 155",**  
**(12948) 163" W.B.**



**DYNOMAX** SYSTEM AVAILABLE, See DynoMax Catalog

For 21443: SoundFX 18853<sup>201</sup>

**NOT LEGAL FOR SALE IN STATE OF CALIFORNIA**  
**IN NEW YORK STATE, CONVERTERS LISTED ARE LEGAL FOR FEDERAL/EPA EMISSION VEHICLES ONLY**

△ H.D. Arc-welded construction, recommended for commercial use.  
 # Modifications and/or additional parts required.  
 37 Fits All Emissions Vehicles.

201 Intentionally flat for clearance.  
 576 For installation instructions and additional parts required, see the Cross Reference Chart in the Master Catalog.

GENERAL INFORMATION

PASSENGER CAR

LIGHT TRUCK

MUFFLER SPECS.

OPTIONAL MUFFLERS

CONVERTER SPECS.

ACCESSORIES

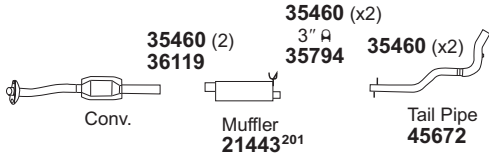
FOOTNOTES

# LIGHT TRUCK

## DODGE/PLYMOUTH

Pickup 1 Ton - 2 & 4 W.D.

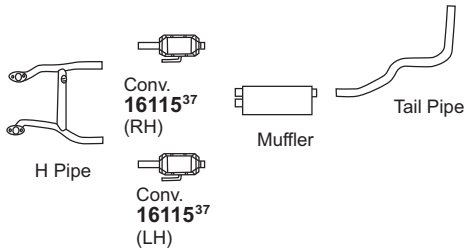
**1996 6 CYL. RAM 3500 PICKUP w/5.9L CUMMINS TURBO DIESEL ENG. w/CONVERTER**  
(12949)



**DYNOMAX** SYSTEM AVAILABLE, See DynoMax Catalog

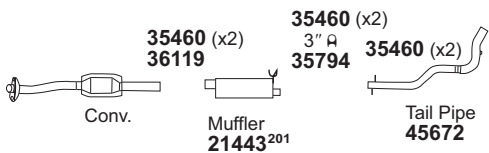
For 21443: SoundFX 18853<sup>201</sup>

**1995-94 10 CYL. RAM 3500 w/8.0L ENG., UP TO (12950)**



For 16115: Univ. Conv. 15142#

**1995-94 6 CYL. RAM 3500 w/5.9L CUMMINS TURBO DIESEL ENG., AFTER 1-3-94 w/CONVERTER**  
(12951)

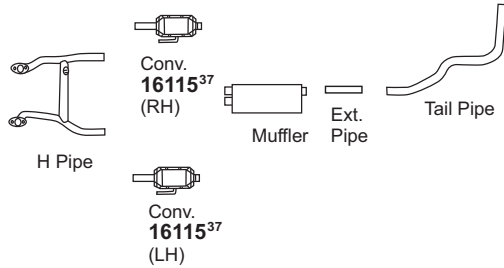


**DYNOMAX** SYSTEM AVAILABLE, See DynoMax Catalog

For 21443: SoundFX 18853<sup>201</sup>

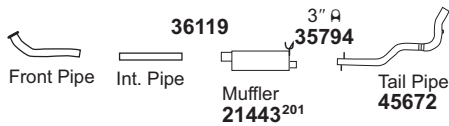
35460 Insl.	36119 Hngr.																		

**1995-94 8 CYL. RAM 3500 w/5.9L ENG., UP TO (12952)**



For 16115: Univ. Conv. 15142#

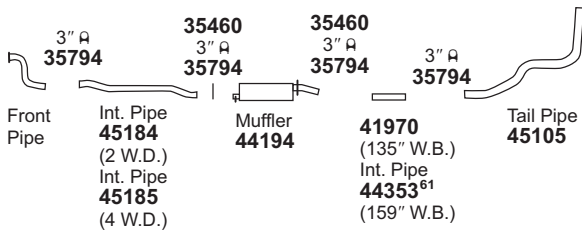
**1994 6 CYL. RAM 3500 w/5.9L CUMMINS TURBO DIESEL ENG., BEFORE 1-3-94, w/o CONVERTER**  
(12953)



**DYNOMAX** SYSTEM AVAILABLE, See DynoMax Catalog

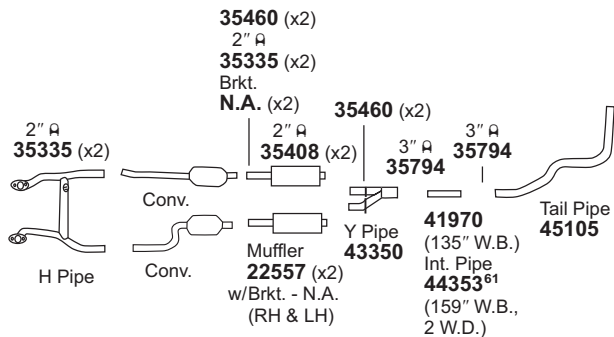
For 21443: SoundFX 18853<sup>201</sup>

**1993-89 6 CYL. D350, W350 w/5.9L CUMMINS TURBO DIESEL ENG.**  
(12954)



For 44194: SoundFX 18371

**1993-90 8 CYL. D350, W350 w/5.9L ENG., OVER 8500 G.V.W.R. w/CONVERTERS**  
(12955)

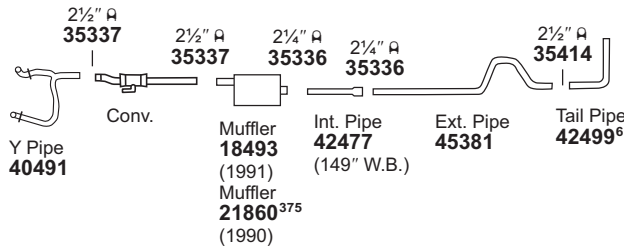


NOT LEGAL FOR SALE IN STATE OF CALIFORNIA

IN NEW YORK STATE, CONVERTERS LISTED ARE LEGAL FOR FEDERAL/EPA EMISSION VEHICLES ONLY

# LIGHT TRUCK

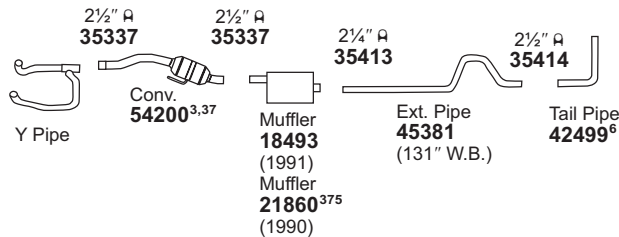
**1991-90 8 CYL. D350 w/5.9L EFI ENG., SINGLE EXHAUST (12956)**



For 18493: Tru-Fit 18161<sup>580</sup>  
 For 21860: SoundFX 18340  
 Univ. SoundFX 17827#  
 Ultra Flo SS 17289#

Tru-Fit 18109  
 Super Turbo 17748#

**1991-90 8 CYL. W350 w/5.2L, 5.9L EFI ENG. (12957)**



For 18493: Tru-Fit 18161<sup>580</sup>  
 For 21860: SoundFX 18340  
 Univ. SoundFX 17827#  
 Ultra Flo SS 17289#

For 54200: Univ. Conv. 15042#

Tru-Fit 18109  
 Super Turbo 17748#

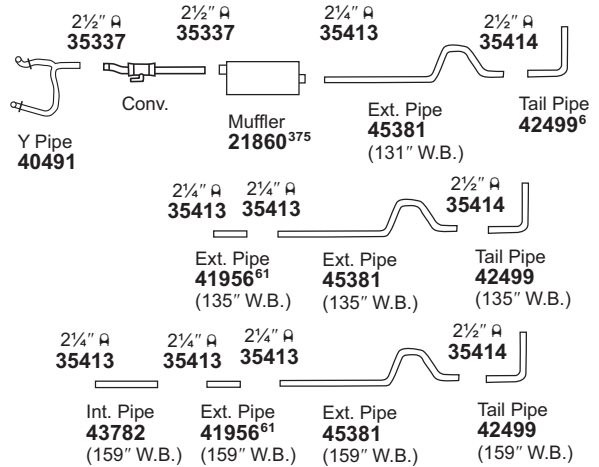
35460  
 Insl.



## DODGE/PLYMOUTH

Pickup 1 Ton - 2 & 4 W.D.

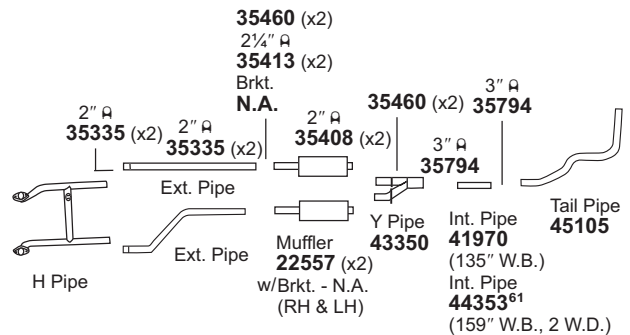
**1989-88 8 CYL. D350 w/5.2L, 5.9L ENG., MODELS UNDER 8500 G.V.W.R., w/CONVERTER (12958)**



For 21860: SoundFX 18340  
 Univ. SoundFX 17827#  
 Ultra Flo SS 17289#

Tru-Fit 18109  
 Super Turbo 17748#

**1989-87 8 CYL. D350, W350 w/5.9L ENG., HEAVY DUTY EMISSIONS, OVER 8500 G.V.W.R. w/o CONVERTERS, DUAL EXHAUST (12959)**



35460 (x2)  
 2 1/4\"/>

GENERAL INFORMATION

PASSENGER CAR

LIGHT TRUCK

MUFFLER SPECS.

OPTIONAL MUFFLERS

CONVERTER SPECS.

ACCESSORIES

FOOTNOTES

NOT LEGAL FOR SALE IN STATE OF CALIFORNIA  
 IN NEW YORK STATE, CONVERTERS LISTED ARE LEGAL FOR FEDERAL/EPA EMISSION VEHICLES ONLY

# Modifications and/or additional parts required.  
 3 May require 35574 Air Tube Kit for installation.  
 6 Requires 35414 (2 1/2\"/>

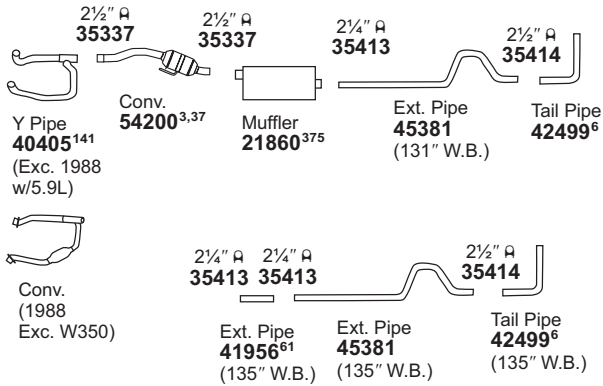
61 Cut to fit.  
 375 Regular Duty Muffler.  
 580 Requires 41966 Pipe. Cut to fit.

# LIGHT TRUCK

## DODGE/PLYMOUTH

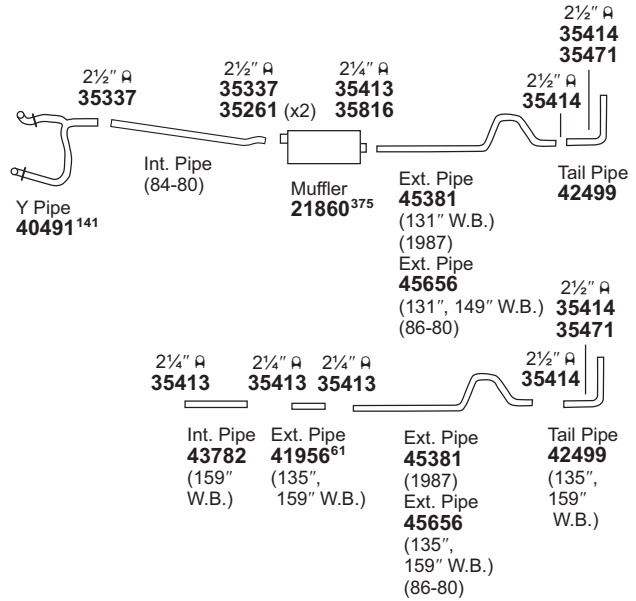
Pickup 1 Ton - 2 & 4 W.D.

**1989-88 8 CYL. W350 w/5.2L, 5.9L ENG., UNDER (12960) 8500 G.V.W.R. w/CONVERTER**



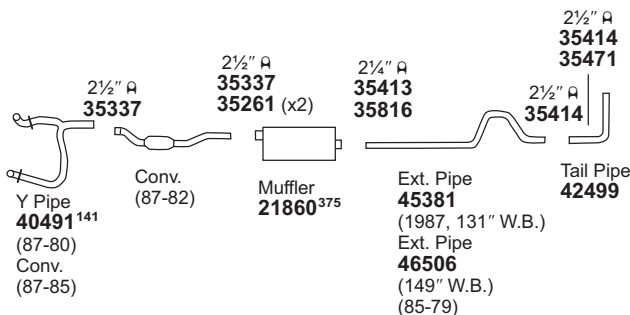
For 21860: SoundFX 18340 Tru-Fit 18109  
 Univ. SoundFX 17827# Super Turbo 17748#  
 Ultra Flo SS 17289#  
 For 54200: Univ. Conv. 15042#

**1987-80 8 CYL. D300, D350 w/5.9L (360 C.I.D.) ENG., w/o CONVERTER, OVER (12962) 8500 G.V.W.R., SINGLE EXHAUST**



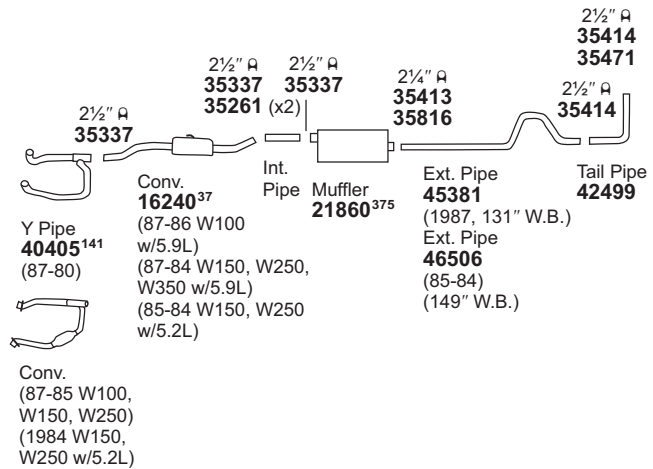
For 21860: SoundFX 18340 Tru-Fit 18109  
 Univ. SoundFX 17827# Super Turbo 17748#  
 Ultra Flo SS 17289#

**1987-79 8 CYL. D300, D350 w/5.2L (318 C.I.D.), (12961) 5.9L (360 C.I.D.), w/CONVERTER, UNDER 8500 G.V.W.R.**



For 21860: SoundFX 18340 Tru-Fit 18109  
 Univ. SoundFX 17827# Super Turbo 17748#  
 Ultra Flo SS 17289#

**1987-84 8 CYL. W300, W350 w/5.2L (318 C.I.D.), (12963) 5.9L (360 C.I.D.), w/CONVERTER**



For 21860: SoundFX 18340 Tru-Fit 18109  
 Univ. SoundFX 17827# Super Turbo 17748#  
 Ultra Flo SS 17289#

35261 Insl.	35471 Hngr.	35816 Hngr.							
----------------	----------------	----------------	--	--	--	--	--	--	--

NOT LEGAL FOR SALE IN STATE OF CALIFORNIA  
 IN NEW YORK STATE, CONVERTERS LISTED ARE LEGAL FOR FEDERAL/EPA EMISSION VEHICLES ONLY

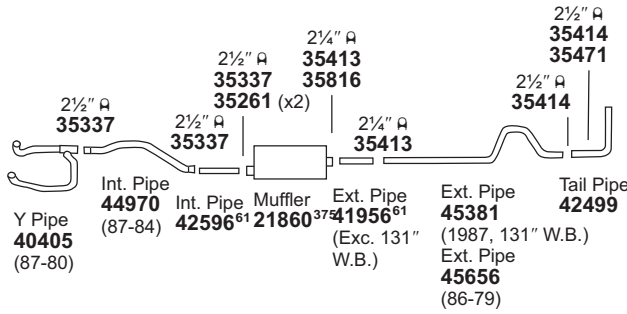
# Modifications and/or additional parts required.  
 3 May require 35574 Air Tube Kit for installation.  
 6 Requires 35414 (2 1/2") Clamp.  
 902 37 Fits All Emissions Vehicles.

61 Cut to fit.  
 141 W/o Mini-Ox Converter.  
 375 Regular Duty Muffler.



# LIGHT TRUCK

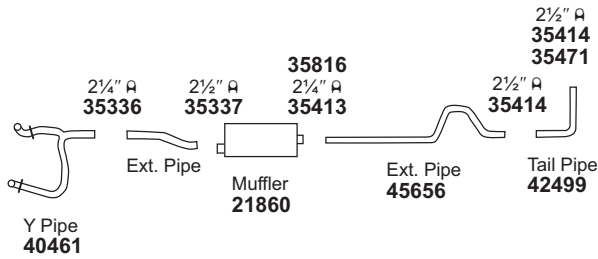
**1987-79 8 CYL. W300, W350 w/5.2L (318 C.I.D.), 5.9L (360 C.I.D.), w/o CONVERTER (12964)**



For 21860: SoundFX 18340  
Univ. SoundFX 17827#  
Ultra Flo SS 17289#

Tru-Fit 18109  
Super Turbo 17748#

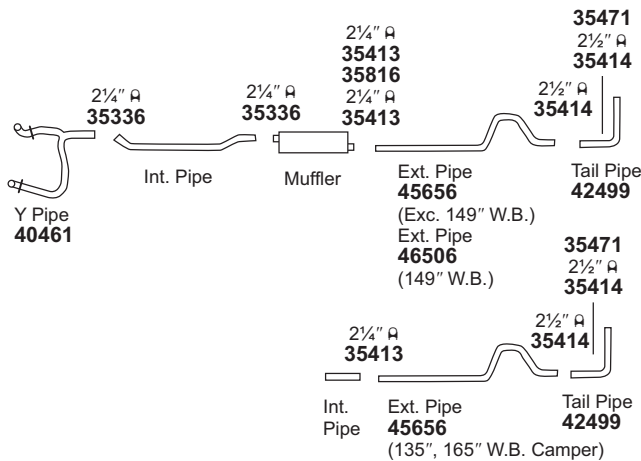
**1979 8 CYL. D300 w/5.9L (360 C.I.D.) ENG., w/o CONVERTER, SINGLE EXHAUST (12965)**



For 21860: SoundFX 18340  
Univ. SoundFX 17827#  
Ultra Flo SS 17289#

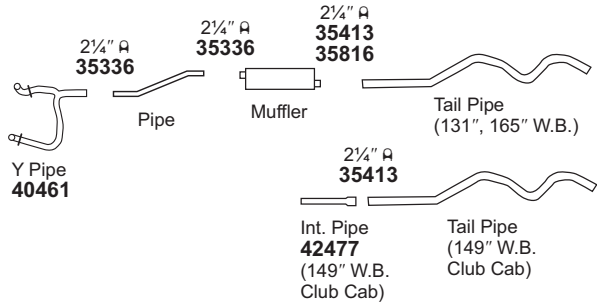
Tru-Fit 18109  
Super Turbo 17748#

**1978-76 8 CYL. D300 w/5.2L (318 C.I.D.), 5.9L (360 C.I.D.) ENG., w/o CONVERTER, SINGLE EXHAUST (12966)**

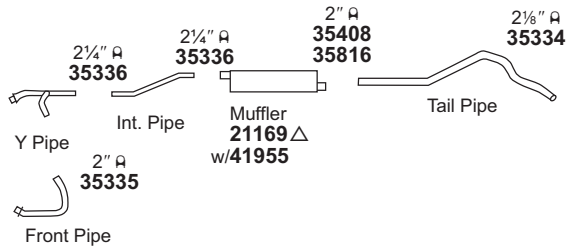


## DODGE/PLYMOUTH Pickup 1 Ton - 2 & 4 W.D.

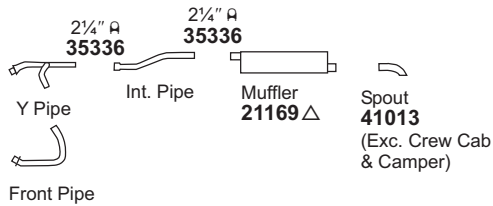
**1975 8 CYL. D300 w/5.2L (318 C.I.D.), 5.9L (360 C.I.D.) ENG., w/o CONVERTER (12967)**



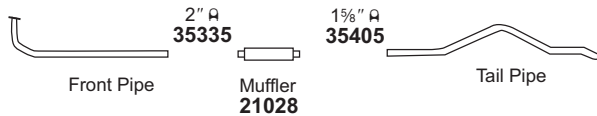
**1974 8 CYL. D300 w/6.6L (400 C.I.D.) ENG. (12968)**



**1974 8 CYL. W300 w/5.9L (360 C.I.D.) ENG. (12969)**



**1960-57 6 CYL. D300 (12970)**



For 21028: H.D. Muffler 21169<sup>△</sup>

35261 Insl. 	35471 Hngr. 	35816 Hngr. 																	
--------------------	--------------------	--------------------	--	--	--	--	--	--	--	--	--	--	--	--	--	--	--	--	--

NOT LEGAL FOR SALE IN STATE OF CALIFORNIA  
IN NEW YORK STATE, CONVERTERS LISTED ARE LEGAL FOR FEDERAL/EPA EMISSION VEHICLES ONLY

△ H.D. Arc-welded construction, recommended for commercial use.  
# Modifications and/or additional parts required.

61 Cut to fit.  
375 Regular Duty Muffler.

GENERAL  
INFORMATION

PASSENGER  
CAR

LIGHT  
TRUCK

MUFFLER  
SPECS.

OPTIONAL  
MUFFLERS

CONVERTER  
SPECS.

ACCESSORIES

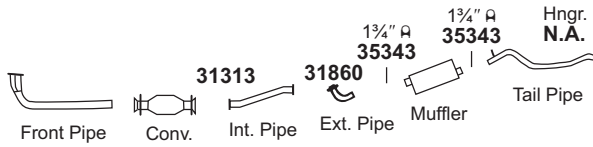
FOOTNOTES

# LIGHT TRUCK

## DODGE/PLYMOUTH

Raider

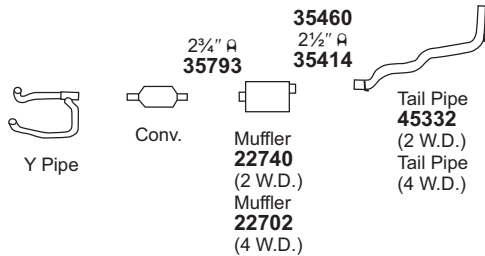
1989-87 4 CYL. RAIDER w/2.6L ENG.  
(12971)



## DODGE/PLYMOUTH

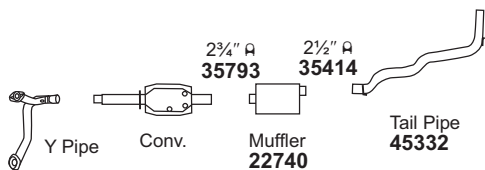
Ramcharger/Trailduster - 2 & 4 W.D.

1993-92 8 CYL. RAMCHARGER w/5.2L MFI ENG.  
(12972)



For 22740: SoundFX 18193 Univ. SoundFX 17192

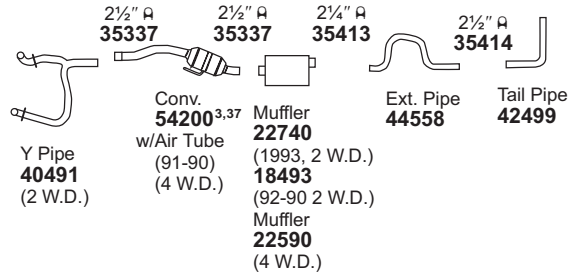
1993 8 CYL. RAMCHARGER w/5.9L MFI ENG., 4 W.D.  
(12973)



For 22740: SoundFX 18193 Univ. SoundFX 17192

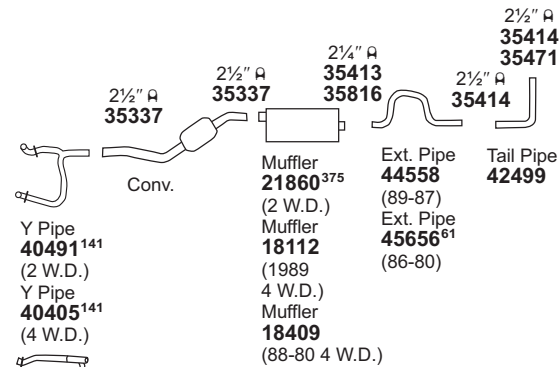
31313 Gskt.	31860 Flng.	35460 Insl.	35471 Hngr.	35816 Hngr.															

1991-90 8 CYL. RAMCHARGER w/5.2L EFI ENG.  
1992-90 8 CYL. RAMCHARGER w/5.9L EFI ENG.  
1993 8 CYL. RAMCHARGER w/5.9L MFI ENG.,  
(12974) 2 W.D.



For 18493: Tru-Fit 18161<sup>580</sup>  
For 22590: Tru-Fit 18161 Super Turbo 17733#  
Ultra Flo SS 17283#  
For 22740: SoundFX 18193 Univ. SoundFX 17192  
For 54200: Univ. Conv. 15042#

1989-80 8 CYL. RAMCHARGER w/5.2L, 5.9L ENG.  
1981-80 8 CYL. TRAILDUSTER w/5.2L, 5.9L ENG.  
(12975)



For 18409: Tru-Fit 18112 Univ. SoundFX 17824  
Super Turbo 17748# Ultra Flo SS 17289#  
For 21860: SoundFX 18340 Tru-Fit 18109  
Univ. SoundFX 17827# Super Turbo 17748#  
Ultra Flo SS 17289#

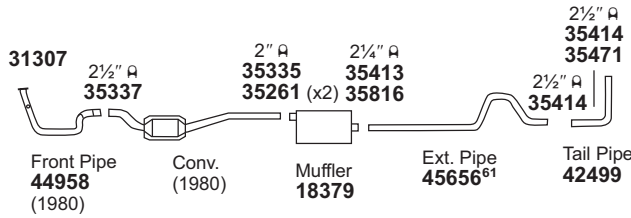
NOT LEGAL FOR SALE IN STATE OF CALIFORNIA  
IN NEW YORK STATE, CONVERTERS LISTED ARE LEGAL FOR FEDERAL/EPA EMISSION VEHICLES ONLY

# Modifications and/or additional parts required.  
3 May require 35574 Air Tube Kit for installation.  
37 Fits All Emissions Vehicles.  
61 Cut to fit.

141 W/o Mini-Ox Converter.  
375 Regular Duty Muffler.  
580 Requires 41966 Pipe. Cut to fit.

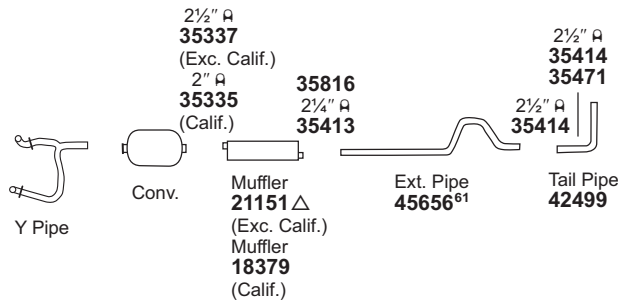
# LIGHT TRUCK

**1980-79 6 CYL. RAMCHARGER/TRAILDUSTER w/3.7L (225 C.I.D.) ENG., w/CONVERTER (12976)**



For 18379: Univ. SoundFX 17840# Super Turbo 17731#

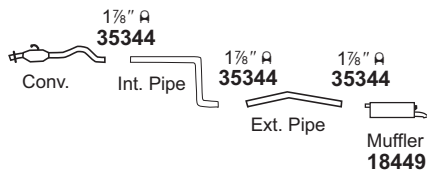
**1979 8 CYL. RAMCHARGER/TRAILDUSTER w/5.2L (318 C.I.D.), 5.9L (360 C.I.D.) ENG., w/CONVERTER (12977)**



For 18379: Univ. SoundFX 17840# Super Turbo 17731#

## DODGE/PLYMOUTH Rampage/Scamp

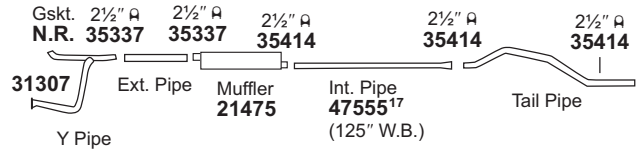
**1984-82 4 CYL. PICKUP w/2.2L ENG. (12978)**



For 18449: Tru-Fit 18179 Univ. SoundFX 17856#

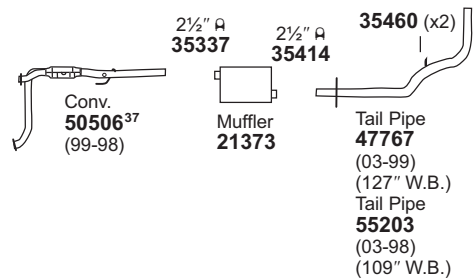
## DODGE/PLYMOUTH Series M (Motor Home)

**1974 8 CYL. M300 w/7.2L (440 C.I.D.) ENG. - 104", 125" W.B. (12979)**



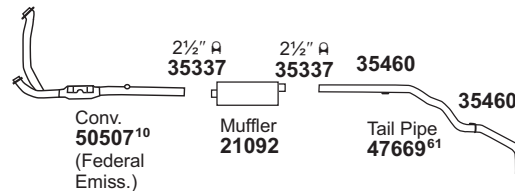
## DODGE/PLYMOUTH Van - Series B/Series A/Series PB

**2003-98 6-8 CYL. RAM VAN 1500, 2500, 3500 w/3.9L, 5.2L, 5.9L ENG. (12980)**



For 21373: SoundFX 18594 Ultra Flo SS 17258<sup>576</sup> Super Turbo 17734#  
For 50506: Univ. Conv. 93322#

**1997-96 6-8 CYL. B1500, B2500, B3500 w/3.9L, 5.2L, 5.9L ENG. - 109", 127" W.B. (12981)**



For 21092: SoundFX 18454 Super Turbo 17748#  
For 50507: Univ. Conv. 93322#

31307 Gskt.	35261 Insl.	35460 Insl.	35471 Hngr.	35816 Hngr.															

NOT LEGAL FOR SALE IN STATE OF CALIFORNIA  
IN NEW YORK STATE, CONVERTERS LISTED ARE LEGAL FOR FEDERAL/EPA EMISSION VEHICLES ONLY

△ H.D. Arc-welded construction, recommended for commercial use.  
# Modifications and/or additional parts required.  
10 Fits Federal/EPA Emission Vehicles.  
17 Measure old system to determine length required.

37 Fits All Emissions Vehicles.  
61 Cut to fit.  
576 For installation instructions and additional parts required, see the Cross Reference Chart in the Master Catalog.

GENERAL INFORMATION

PASSENGER CAR

LIGHT TRUCK

MUFFLER SPECS.

OPTIONAL MUFFLERS

CONVERTER SPECS.

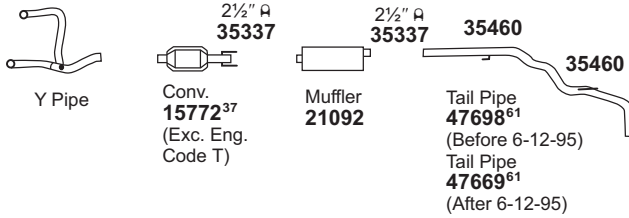
ACCESSORIES

FOOTNOTES

# LIGHT TRUCK

## DODGE/PLYMOUTH Van - Series B/Series A/Series PB

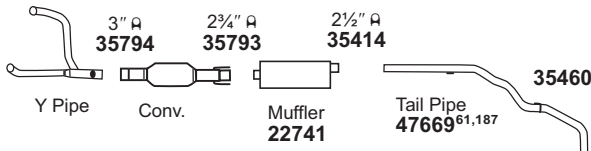
**1994** 6-8 CYL. B150, B250, B350 w/3.9L, 5.2L, 5.9L ENG. - 127" W.B.  
**1995** 6-8 CYL. B1500, B2500, B3500 w/3.9L, 5.2L, 5.9L ENG. - 127" W.B.  
 (12982)



For 15772: Univ. Conv. 15042#  
 For 21092: SoundFX 18454

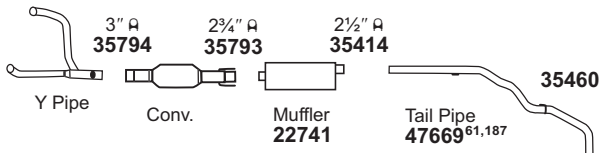
Super Turbo 17748#

**1993-92** 6 CYL. B150, B250 w/3.9L MFI ENG.  
 (12983)



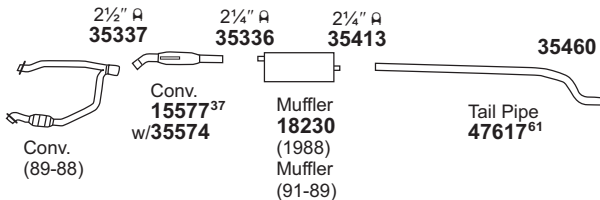
For 22741: SoundFX 18267

**1993-92** 8 CYL. B150, B250, B350 w/5.2L MFI ENG.  
**1993** 8 CYL. B250, B350 w/5.9L MFI ENG.  
 (12984)




For 22741: SoundFX 18267

**1991-88** 6 CYL. B150, B250 w/3.9L ENG., w/CONVERTER  
 (12985)

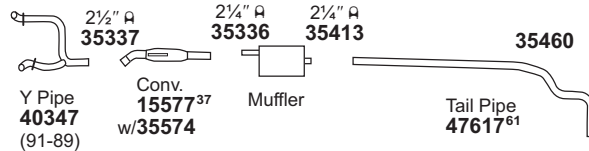


For 15577: Univ. Conv. 15041#  
 For 18230: Tru-Fit 18113  
 Super Turbo 17747#

Univ. SoundFX 17808



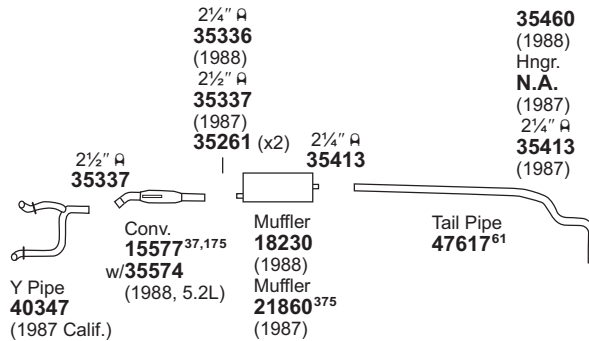
**1991-89** 8 CYL. B150, B250, B350 w/5.2L ENG.  
**1992-89** 8 CYL. B250, B350 w/5.9L ENG.  
 (12986)



**NOTE:** Reuse existing shields. If not reuseable, O.E. parts are required.

For 15577: Univ. Conv. 15041#

**1988-87** 8 CYL. B150, B250, B350 w/5.2L, 5.9L ENG., w/CONVERTER  
 (12987)



For 15577: Univ. Conv. 15041#

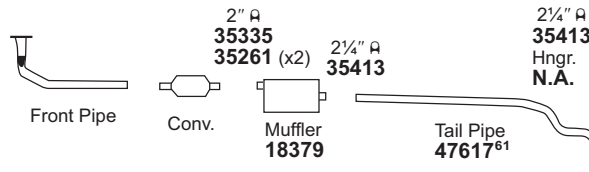
For 18230: Tru-Fit 18113  
 Super Turbo 17747#

Univ. SoundFX 17808

For 21860: SoundFX 18340  
 Univ. SoundFX 17827#  
 Ultra Flo SS 17289#

Tru-Fit 18109  
 Super Turbo 17748#

**1987** 6 CYL. B150, B250 w/3.7L ENG., w/CONVERTER  
 (12988)



For 18379: Univ. SoundFX 17840#

Super Turbo 17731#

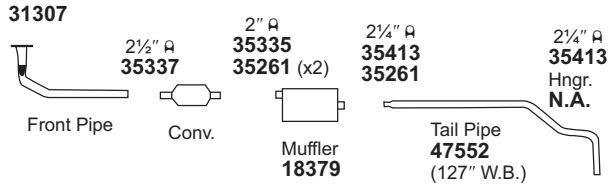
NOT LEGAL FOR SALE IN STATE OF CALIFORNIA  
 IN NEW YORK STATE, CONVERTERS LISTED ARE LEGAL FOR FEDERAL/EPA EMISSION VEHICLES ONLY

# Modifications and/or additional parts required.  
 37 Fits All Emissions Vehicles.  
 906 61 Cut to fit.

175 W/ Mini-Ox Converter.  
 187 O.E. Shoulder Bolt not required.  
 375 Regular Duty Muffler.

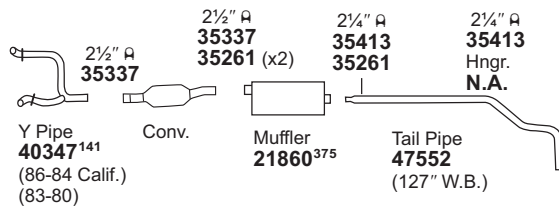
# LIGHT TRUCK

**1986-79 6 CYL. B100, PB100, B150, PB150, B200, PB200, B250, PB250 w/3.7L (225 C.I.D.) ENG., w/CONVERTER (12989)**



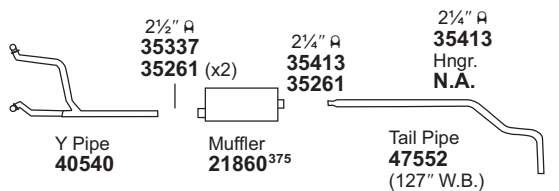
For 18379: Univ. SoundFX 17840# Super Turbo 17731#

**1983-79 8 CYL. B100, PB100, B150, PB150, B200, PB200, B250, PB250, B350, PB350 w/5.2L (318 C.I.D.), 5.9L (360 C.I.D.) ENG., w/CONVERTER (12990)**



For 21860: SoundFX 18340 Univ. SoundFX 17827# Ultra Flo SS 17289#  
Tru-Fit 18109 Super Turbo 17748#

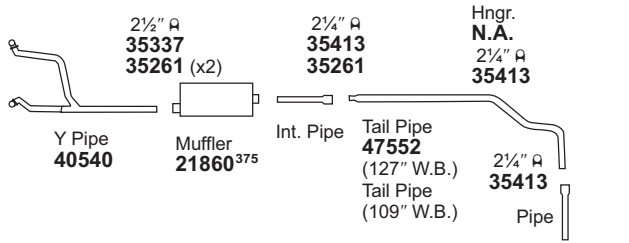
**1986-80 8 CYL. B300, PB300, B350, PB350 w/5.2L (318 C.I.D.), 5.9L (360 C.I.D.) ENG. w/o CONVERTER (12991)**



For 21860: SoundFX 18340 Univ. SoundFX 17827# Ultra Flo SS 17289#  
Tru-Fit 18109 Super Turbo 17748#

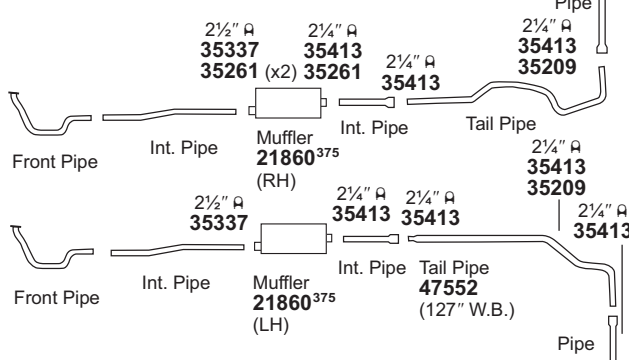
**DODGE/PLYMOUTH Van - Series B/Series A/Series PB**

**1981-80 8 CYL. CB, MB300 & CB, MB350 w/5.2L (318 C.I.D.), 5.9L (360 C.I.D.) ENG., w/o CONVERTER, SINGLE EXHAUST (12992)**



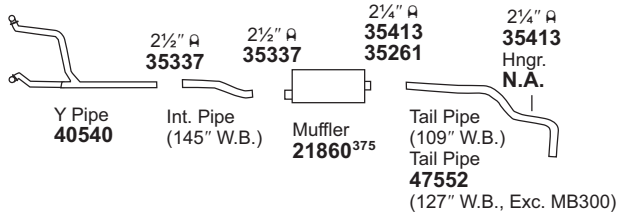
For 21860: SoundFX 18340 Univ. SoundFX 17827# Ultra Flo SS 17289#  
Tru-Fit 18109 Super Turbo 17748#

**1980 8 CYL. CB300 w/5.9L (360 C.I.D.) ENG., DUAL EXHAUST (12993)**



For 21860: SoundFX 18340 Univ. SoundFX 17827# Ultra Flo SS 17289#  
Tru-Fit 18109 Super Turbo 17748#

**1979 8 CYL. B300, CB300, MB300, PB300 w/5.2L (225 C.I.D.), 5.9L (360 C.I.D.) ENG., w/o CONVERTER (12994)**



For 21860: SoundFX 18340 Univ. SoundFX 17827# Ultra Flo SS 17289#  
Tru-Fit 18109 Super Turbo 17748#

31307 Gskt.	35209 Hngr.	35261 Insl.																	

NOT LEGAL FOR SALE IN STATE OF CALIFORNIA  
IN NEW YORK STATE, CONVERTERS LISTED ARE LEGAL FOR FEDERAL/EPA EMISSION VEHICLES ONLY

# Modifications and/or additional parts required.  
141 W/o Mini-Ox Converter.

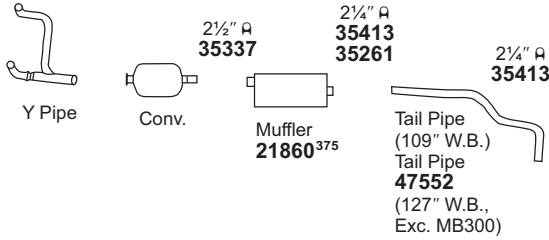
375 Regular Duty Muffler.

GENERAL INFORMATION  
PASSENGER CAR  
LIGHT TRUCK  
MUFFLER SPECS.  
OPTIONAL MUFFLERS  
CONVERTER SPECS.  
ACCESSORIES  
FOOTNOTES

# LIGHT TRUCK

## DODGE/PLYMOUTH Van - Series B/Series A/Series PB

**1979 8 CYL. CB300, MB300 w/5.2L (225 C.I.D.), 5.9L (360 C.I.D.) ENG., w/CONVERTER (12995)**

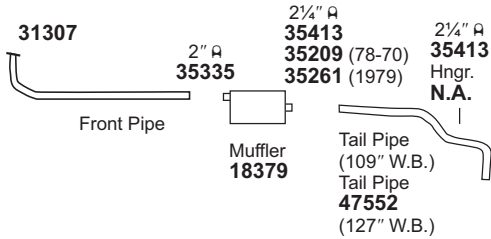


For 21860: SoundFX 18340  
Univ. SoundFX 17827#  
Ultra Flo SS 17289#

Tru-Fit 18109  
Super Turbo 17748#

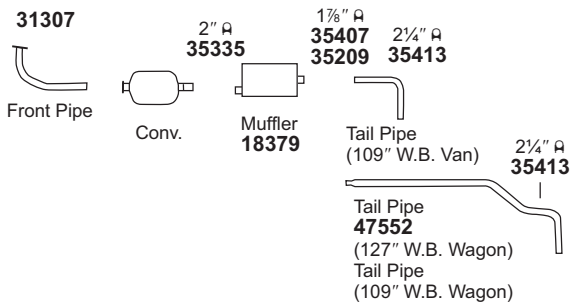
**1979 6 CYL. B300, PB300 w/3.7L (225 C.I.D.) ENG., w/o CONVERTER (12996)**

**1978-70 6 CYL. B100, PB100, B200, PB200, B300, PB300 w/3.7L (225 C.I.D.) ENG. w/o CONVERTER (12996)**



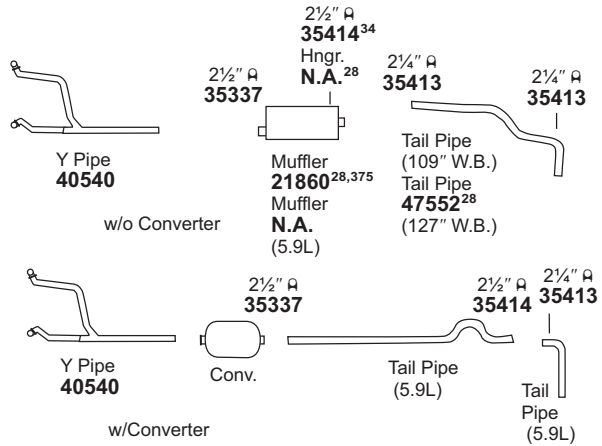
For 18379: Univ. SoundFX 17840#  
Super Turbo 17731#

**1978-75 6 CYL. B100, PB100, B200, PB200, B300, PB300 w/3.7L (225 C.I.D.) ENG., w/CONVERTER (12997)**



For 18379: Univ. SoundFX 17840#  
Super Turbo 17731#

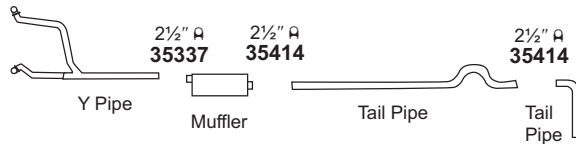
**1978-77 8 CYL. B100, PB100, B200, PB200, B300, CB300, MB300 w/5.2L (318 C.I.D.), 5.9L (360 C.I.D.) ENG. (12998)**



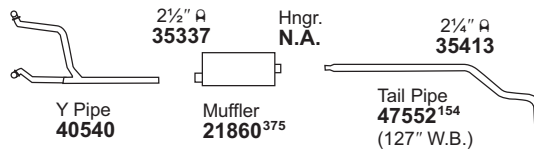
For 21860: SoundFX 18340  
Univ. SoundFX 17827#  
Ultra Flo SS 17289#

Tru-Fit 18109  
Super Turbo 17748#

**1978-76 8 CYL. B100, PB100, B200, PB200, B300, PB300, CB300, MB300 w/6.6L (400 C.I.D.), 7.2L (440 C.I.D.) ENG., w/o CONVERTER (12999)**



**1976-75 8 CYL. B100, PB100, B200, PB200, B300, PB300, CB300, MB300 w/5.2L (318 C.I.D.), 5.9L (360 C.I.D.) ENG., w/o CONVERTER (13000)**



For 21860: SoundFX 18340  
Univ. SoundFX 17827#  
Ultra Flo SS 17289#

Tru-Fit 18109  
Super Turbo 17748#

31307 Gskt.	35209 Hngr.	35261 Insl.																	

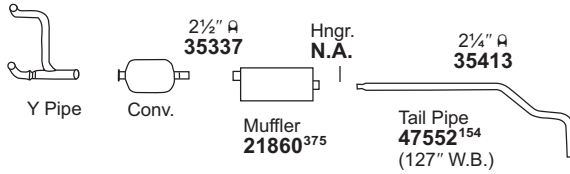
NOT LEGAL FOR SALE IN STATE OF CALIFORNIA  
IN NEW YORK STATE, CONVERTERS LISTED ARE LEGAL FOR FEDERAL/EPA EMISSION VEHICLES ONLY

# Modifications and/or additional parts required.  
28 Exc. Sound Control.  
908 34 W/Sound Control.

154 Cut 18" off Inlet for 109" W.B.  
375 Regular Duty Muffler.

# LIGHT TRUCK

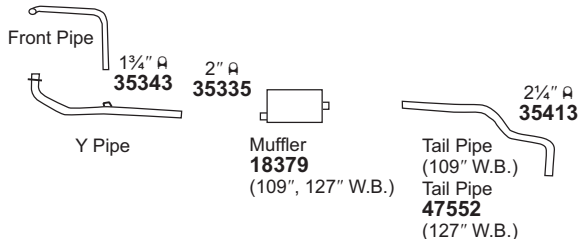
**1976-75 8 CYL. B100, PB100, B200, PB200, B300, PB300, CB300, MB300 w/5.2L (318 C.I.D.), 5.9L (360 C.I.D.) ENG., w/CONVERTER (13001)**



For 21860: SoundFX 18340  
Univ. SoundFX 17827#  
Ultra Flo SS 17289#

Tru-Fit 18109  
Super Turbo 17748#

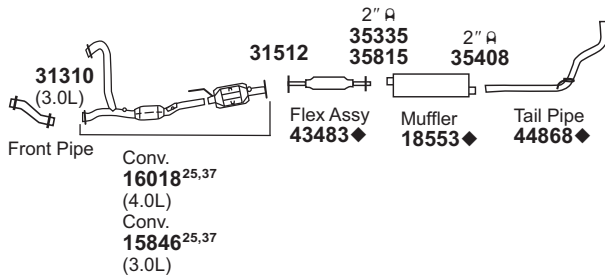
**1974-70 8 CYL. B100, PB100, B200, PB200, B300, PB300 w/5.2L (318 C.I.D.) ENG. (13002)**



For 18379: Univ. SoundFX 17840#  
Super Turbo 17731#

## FORD Aerostar

**1997-96 6 CYL. AEROSTAR w/3.0L, 4.0L ENG. (13003)**



For 18553: Tru-Fit 18129  
Super Turbo 17742#

Univ. SoundFX 17807#  
H.D. Muffler 21169△

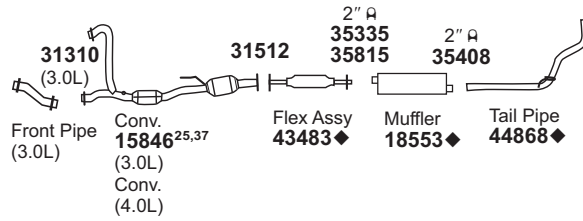
31310 Gskt.	31311 Gskt.	31512 Gskt.	35815 Brkt.																

**NOT LEGAL FOR SALE IN STATE OF CALIFORNIA  
IN NEW YORK STATE, CONVERTERS LISTED ARE LEGAL FOR FEDERAL/EPA EMISSION VEHICLES ONLY**

- ◆ If welded assembly, replace all required parts.
- △ H.D. Arc-welded construction, recommended for commercial use.
- # Modifications and/or additional parts required.
- 25 Replaces multiple O.E. Converters. Only failed Converters may be replaced. See Catalytic Converter Installation Guide.

## FORD Aerostar

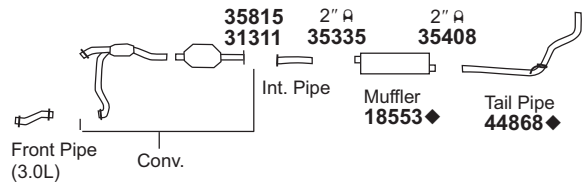
**1995-90 6 CYL. AEROSTAR w/3.0L, 4.0L ENG. (13004)**



For 18553: Tru-Fit 18129  
Super Turbo 17742#

Univ. SoundFX 17807#  
H.D. Muffler 21169△

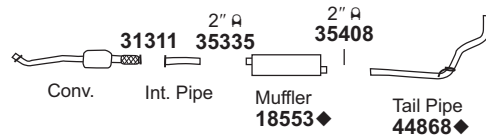
**1989-86 6 CYL. AEROSTAR w/3.0L ENG. (13005)**  
**1986 6 CYL. AEROSTAR w/2.8L ENG. (13005)**



For 18553: Tru-Fit 18129  
Super Turbo 17742#

Univ. SoundFX 17807#  
H.D. Muffler 21169△

**1987-86 4 CYL. AEROSTAR w/2.3L ENG. (13006)**



For 18553: Tru-Fit 18129  
Super Turbo 17742#

Univ. SoundFX 17807#  
H.D. Muffler 21169△

GENERAL  
INFORMATION

PASSENGER  
CAR

LIGHT  
TRUCK

MUFFLER  
SPECS.

OPTIONAL  
MUFFLERS

CONVERTER  
SPECS.

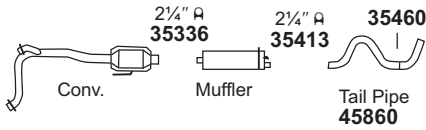
ACCESSORIES

FOOTNOTES

# LIGHT TRUCK

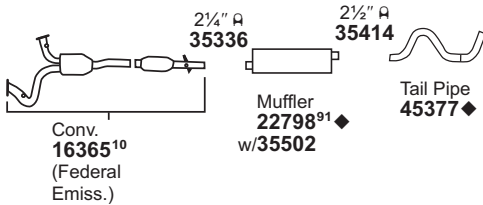
## FORD Bronco

**1996 8 CYL. BRONCO w/5.0L ENG.  
(13007)**



**NOTE: If muffler has removable shield, reuse O.E. shield w/35564 strap clamp.  
If not reuseable, use 35567 shield w/(2) 35564 strap clamps.**

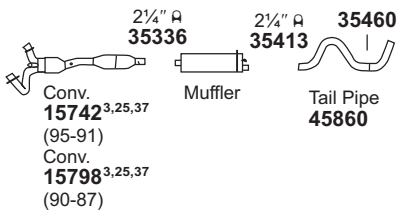
**1996 8 CYL. BRONCO w/5.8L EFI ENG.  
(13008)**



**NOTE: If muffler has removable shield, reuse O.E. shield w/35564 strap clamp.  
If not reuseable, use 35567 shield w/(2) 35564 strap clamps.**

For 22798: Tru-Fit 18156<sup>506</sup> Super Turbo 17732# Univ. SoundFX 17837#

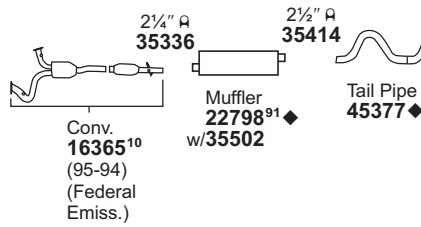
**1995-87 8 CYL. BRONCO w/5.0L ENG.  
(13009)**



**NOTE: If muffler has removable shield, reuse O.E. shield w/35564 strap clamp.  
If not reuseable, use 35567 shield w/(2) 35564 strap clamps.**

For 15742: Univ. Conv. 15142#  
For 15798: Univ. Conv. 15142#

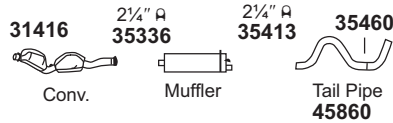
**1995-92 8 CYL. BRONCO w/5.8L EFI ENG.  
(13010)**



**NOTE: If muffler has removable shield, reuse O.E. shield w/35564 strap clamp.  
If not reuseable, use 35567 shield w/(2) 35564 strap clamps.**

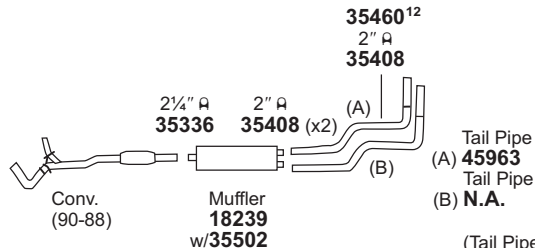
For 22798: Tru-Fit 18156<sup>506</sup> Super Turbo 17732# Univ. SoundFX 17837#

**1993-87 6 CYL. BRONCO w/4.9L ENG.  
(13011)**



**NOTE: If muffler has removable shield, reuse O.E. shield w/35564 strap clamp.  
If not reuseable, use 35567 shield w/(2) 35564 strap clamps.**

**1991-87 8 CYL. BRONCO w/5.8L EFI ENG., DUAL  
OUTLET MUFFLER  
1986-85 8 CYL. BRONCO w/5.8L 4BBL ENG.,  
(13012) DUAL OUTLET MUFFLER**



**NOTE: If muffler has removable shield, reuse O.E. shield w/35564 strap clamp.  
If not reuseable, use 35567 shield w/(2) 35564 strap clamps.**

For 18239: Univ. SoundFX 17876#

31416 Gskt.	35460 Insl.	35502 Brkt.																	

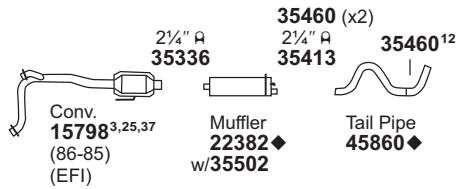
**NOT LEGAL FOR SALE IN STATE OF CALIFORNIA  
IN NEW YORK STATE, CONVERTERS LISTED ARE LEGAL FOR FEDERAL/EPA EMISSION VEHICLES ONLY**

- ◆ If welded assembly, replace all required parts.
- # Modifications and/or additional parts required.
- 3 May require 35574 Air Tube Kit for installation.
- 10 Fits Federal/EPA Emission Vehicles.
- 910 12 Rivet must be drilled out of O.E. Hanger.
- 25 Replaces multiple O.E. Converters. Only failed Converters may be replaced. See Catalytic Converter Installation Guide.
- 37 Fits All Emissions Vehicles.
- 91 Slip Fit inlet bushing.
- 506 Requires 41962 Bushing & (1) Extra 35413 (2 1/4") Clamp.



# LIGHT TRUCK

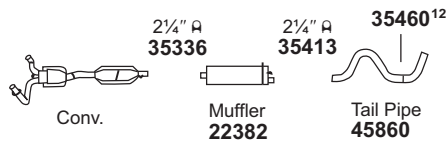
## 1986-84 8 CYL. BRONCO w/5.0L ENG. (13013)



**NOTE:** If muffler has removable shield, reuse O.E. shield w/35564 strap clamp.  
If not reuseable, use 35567 shield w/(2) 35564 strap clamps.

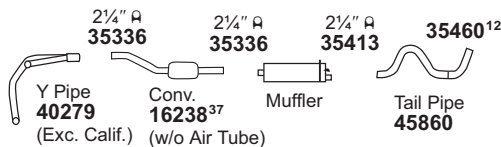
For 15798: Univ. Conv. 15142#

## 1985-83 8 CYL. BRONCO w/5.8L, 2BBL, SINGLE OUTLET MUFFLER (13014)



**NOTE:** If muffler has removable shield, reuse O.E. shield w/35564 strap clamp.  
If not reuseable, use 35567 shield w/(2) 35564 strap clamps.

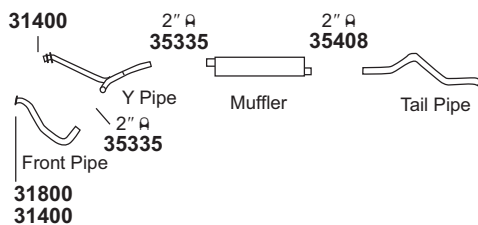
## 1983 8 CYL. BRONCO w/5.0L ENG. (13015)



**NOTE:** If muffler has removable shield, reuse O.E. shield w/35564 strap clamp.  
If not reuseable, use 35567 shield w/(2) 35564 strap clamps.

For 16238: Univ. Conv. 15037#

## 1974-66 8 CYL. BRONCO (13016)



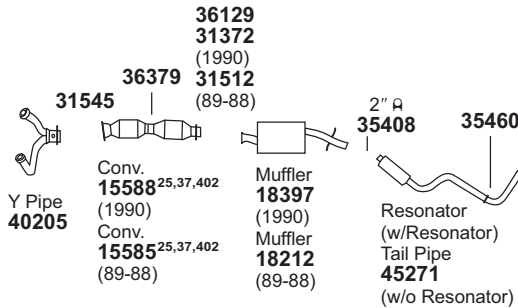
31372 Gskt.	31395 Gskt.	31400 Gskt.	31512 Gskt.	31545 Gskt.	31800 Flng.	35460 Insl.	35502 Brkt.	36129 Bolt Kit	36379 Hngr.					

NOT LEGAL FOR SALE IN STATE OF CALIFORNIA  
IN NEW YORK STATE, CONVERTERS LISTED ARE LEGAL FOR FEDERAL/EPA EMISSION VEHICLES ONLY

- ◆ If welded assembly, replace all required parts.
- # Modifications and/or additional parts required.
- 3 May require 35574 Air Tube Kit for installation.
- 12 Rivet must be drilled out of O.E. Hanger.

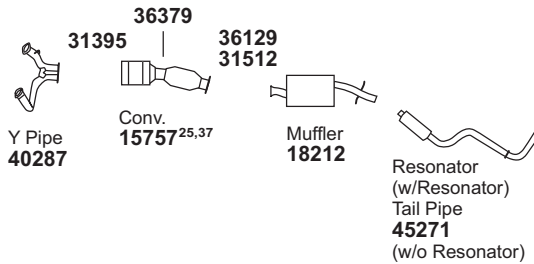
## FORD Bronco II

## 1990-88 6 CYL. BRONCO II w/2.9L ENG. (13017)



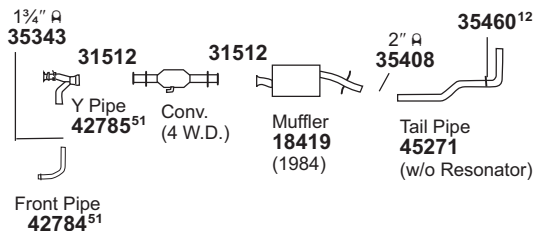
**NOTE:** Reuse existing shields w/(2) 35564 strap clamps.

## 1987-86 6 CYL. BRONCO II w/2.9L ENG. (13018)



**NOTE:** Reuse existing shields w/(2) 35564 strap clamps.

## 1985-84 6 CYL. BRONCO II w/2.8L ENG. (13019)



**NOTE:** Reuse existing shields w/(2) 35564 strap clamps.

GENERAL INFORMATION

PASSENGER CAR

LIGHT TRUCK

MUFFLER SPECS.

OPTIONAL MUFFLERS

CONVERTER SPECS.

ACCESSORIES

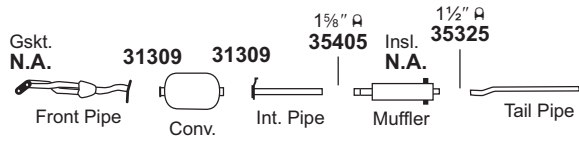
FOOTNOTES

- 25 Replaces multiple O.E. Converters. Only failed Converters may be replaced. See Catalytic Converter Installation Guide.
- 37 Fits All Emissions Vehicles.
- 51 Both parts required.
- 402 Y-pipe must be cut 1/2" rear of face of flange. See Converter Catalog.

# LIGHT TRUCK

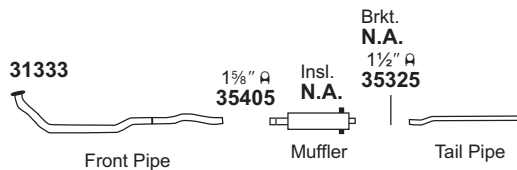
## FORD Courier

**1982-79 4 CYL. COURIER w/2.0L (2000cc) ENG., (13020) w/CONVERTER**

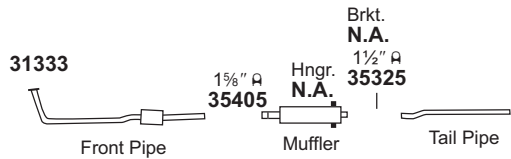


**NOTE: Reuse existing shields. If not reuseable, O.E. parts are required.**

**1978-77 4 CYL. COURIER w/1.8L (1800cc) ENG., (13021) w/o CONVERTER**

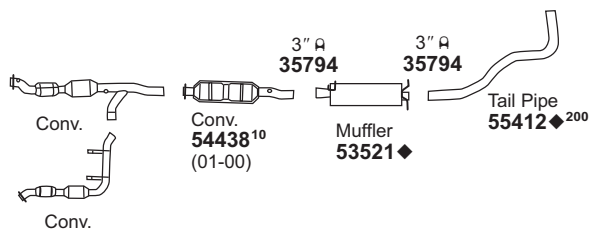


**1976-74 4 CYL. COURIER, w/o CONVERTER (13022)**



## FORD E Super Duty

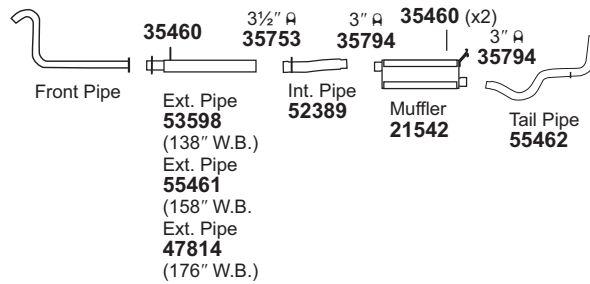
**2002-00 8 CYL. E SUPER DUTY w/5.4L ENG. FEDERAL EMISSIONS (EXC. CAB & CHASSIS) (EXC. CUTAWAY CHASSIS) (13023)**



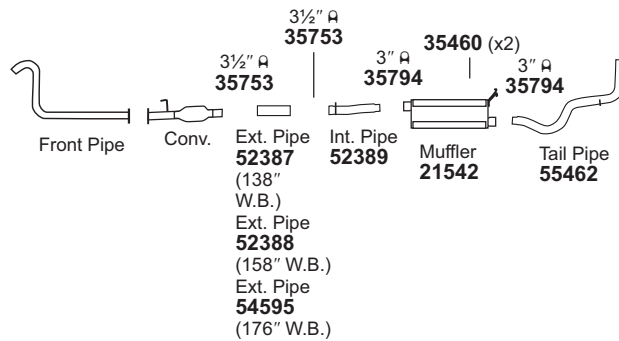
For 53521: SoundFX 18958

31309 Gskt.	31333 Gskt.	31400 Gskt.	31802 Fng.	35460 Insl.	35819 Hngr.

**2002-99 8 CYL. E SUPER DUTY w/7.3L DIESEL ENG., AFTER 12-7-98 (13024)**

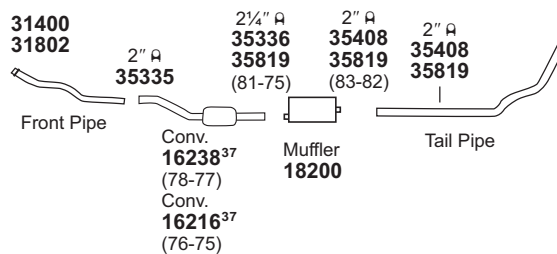


**1998-96 8 CYL. E SUPER DUTY w/7.3L DIESEL ENG., BEFORE 12-7-98 (13025)**



## FORD E-100 - Econoline/Club Wagon - 1/2 Ton (Van, Wagon, Panel, Parcel Del.)

**1983-75 6 CYL. E100 w/4.9L (300 C.I.D.) ENG. - (13026) 124", 138" W.B., w/CONVERTER**



**NOTE: MUFFLER SHIELD REQUIRED. Use 35567 shield w/(2) 35564 strap clamps.**

For 16216: Univ. Conv. 15036#

For 16238: Univ. Conv. 15037#

For 18200: Tru-Fit 18111<sup>61</sup>

Super Turbo 17747#

Univ. SoundFX 17869

NOT LEGAL FOR SALE IN STATE OF CALIFORNIA  
IN NEW YORK STATE, CONVERTERS LISTED ARE LEGAL FOR FEDERAL/EPA EMISSION VEHICLES ONLY

◆ If welded assembly, replace all required parts.

# Modifications and/or additional parts required.

10 Fits Federal/EPA Emission Vehicles.

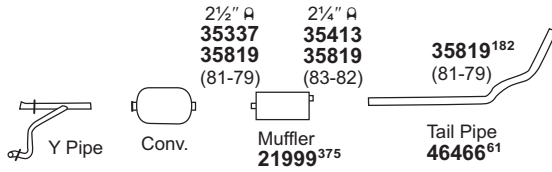
37 Fits All Emissions Vehicles.

61 Cut to fit.

200 Reuse O.E. Bracket.

# LIGHT TRUCK

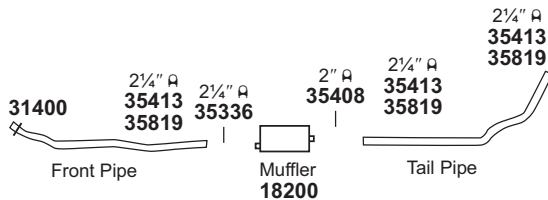
**1983-79 8 CYL. E100 w/5.0L (302 C.I.D.), 5.8L (351 C.I.D.) ENG. - 124", 138" W.B.**  
(13027)



**NOTE: If muffler has removable shield, reuse O.E. shield w/35564 strap clamp. If not reuseable, use 35567 shield w/(2) 35564 strap clamps.**

For 21999: Tru-Fit 18109 Super Turbo 17748# Univ. SoundFX 17827# Ultra Flo SS 17289#

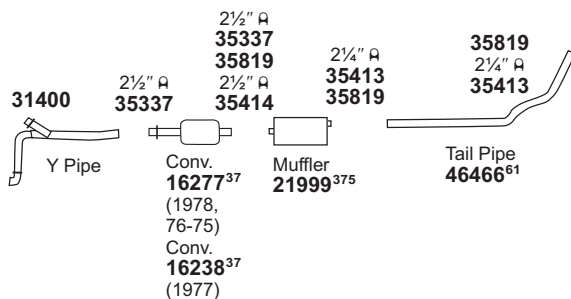
**1981-75 6 CYL. E100 - 124", 138" W.B., w/o CONVERTER**  
(13028)



**NOTE: MUFFLER SHIELD REQUIRED. Use 35567 shield w/(2) 35564 strap clamps.**

For 18200: Tru-Fit 18111<sup>61</sup> Super Turbo 17747# Univ. SoundFX 17869

**1978-75 8 CYL. E-100 w/5.8L (351 C.I.D.) ENG. - 124", 138" W.B.**  
(13029)

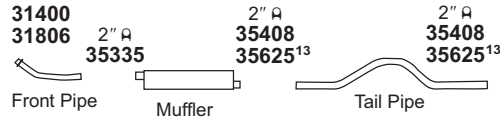


**NOTE: MUFFLER SHIELD REQUIRED. Use 35567 shield w/(2) 35564 strap clamps.**

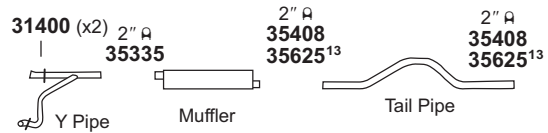
For 16238: Univ. Conv. 15037#  
For 16277: Univ. Conv. 15146#  
For 21999: Tru-Fit 18109 Super Turbo 17748# Univ. SoundFX 17827# Ultra Flo SS 17289#

**FORD**  
**E-100 - Econoline/Club Wagon - 1/2 Ton (Van, Wagon, Panel, Parcel Del.)**

**1974-68 6 CYL. E-100 w/3.9L (240 C.I.D.) ENG. (13030)**

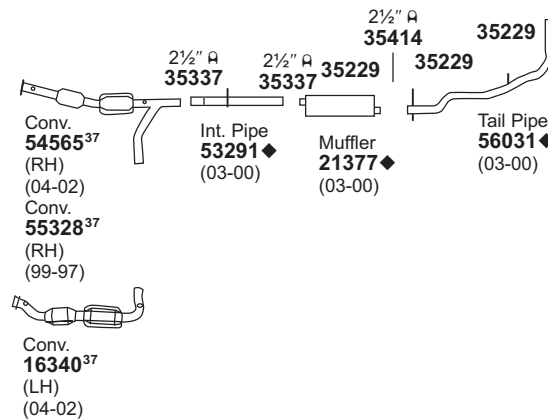


**1974-68 8 CYL. E-100 (13031)**



**FORD**  
**E-150 - Econoline/Club Wagon - 1/2 Ton (Van, Bus)**

**2004-97 8 CYL. E150 w/4.6L ENG. - 138" W.B. (13032)**



For 21377: SoundFX 18819 Ultra Flo SS 17258<sup>576</sup> Super Turbo 17734# H.D. Muffler 21475△

31400 Gskt.	31806 Fling.	35229 Insl.	35625 Hngr.	35819 Hngr.															

**NOT LEGAL FOR SALE IN STATE OF CALIFORNIA  
IN NEW YORK STATE, CONVERTERS LISTED ARE LEGAL FOR FEDERAL/EPA EMISSION VEHICLES ONLY**

- ◆ If welded assembly, replace all required parts.
- △ H.D. Arc-welded construction, recommended for commercial use.
- # Modifications and/or additional parts required.
- 13 Fabric & Bracket replacement for O.E. type Hanger.
- 37 Fits All Emissions Vehicles.

- 61 Cut to fit.
- 182 Exc. 351 C.I.D.
- 375 Regular Duty Muffler.
- 576 For installation instructions and additional parts required, see the Cross Reference Chart in the Master Catalog.

GENERAL INFORMATION

PASSENGER CAR

LIGHT TRUCK

MUFFLER SPECS.

OPTIONAL MUFFLERS

CONVERTER SPECS.

ACCESSORIES

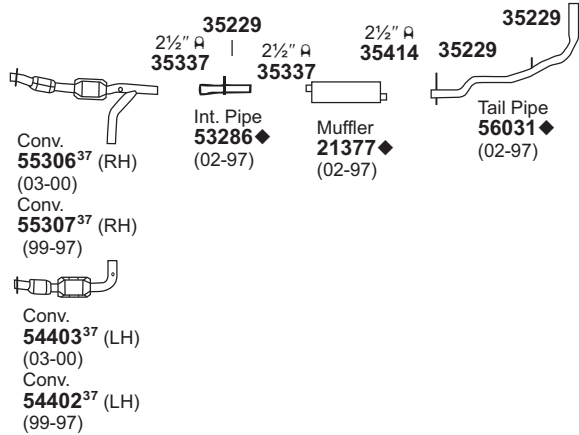
FOOTNOTES

# LIGHT TRUCK

## FORD

E-150 - Econoline/Club Wagon - 1/2 Ton  
(Van, Bus)

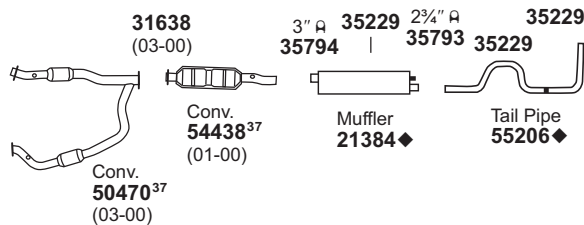
2003-97 6 CYL. E150 w/4.2L ENG - 138" W.B.  
(13033) (EXC. CHASSIS CAB)



For 21377: SoundFX 18819  
Ultra Flo SS 17258<sup>576</sup>

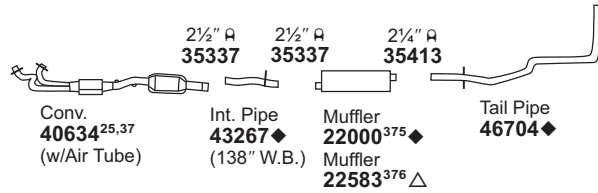
Super Turbo 17734#  
H.D. Muffler 21475△

2003-98 8 CYL. E150 w/5.4L ENG. - 138" W.B.  
(13034)



31638 Gskt.	35229 Insl.								

1996 6 CYL. E150 w/4.9L ENG. - 124",  
(13035) 138" W.B.



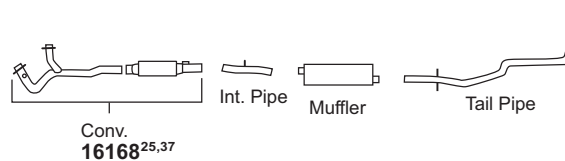
NOTE: If muffler has removable shield, reuse O.E. shield w/35564 strap clamp.  
If not reuseable, use 35567 shield w/(2) 35564 strap clamps.

For 22000: SoundFX 18231  
Univ. SoundFX 17842  
Ultra Flo SS 17258<sup>576</sup>

Tru-Fit 18132  
Super Turbo 17785<sup>576</sup>  
H.D. Muffler 22583△

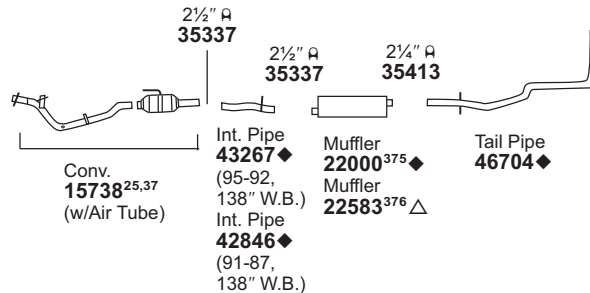
For 40634: Univ. Conv. 93303#

1996 8 CYL. E150 w/5.8L ENG., UNDER 8500  
(13036) G.V.W.R.



For 16168: Univ. Conv. 93303#

1995-87 6 CYL. E150 w/4.9L ENG. - 124",  
(13037) 138" W.B.



NOTE: If muffler has removable shield, reuse O.E. shield w/35564 strap clamp.  
If not reuseable, use 35567 shield w/(2) 35564 strap clamps.

For 15738: Univ. Conv. 15142#

For 22000: SoundFX 18231  
Univ. SoundFX 17842  
Ultra Flo SS 17258<sup>576</sup>

Tru-Fit 18132  
Super Turbo 17785<sup>576</sup>  
H.D. Muffler 22583△

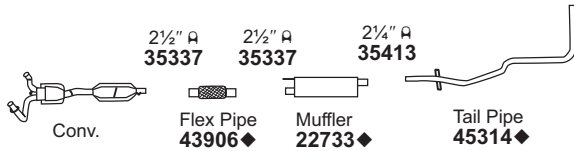
NOT LEGAL FOR SALE IN STATE OF CALIFORNIA  
IN NEW YORK STATE, CONVERTERS LISTED ARE LEGAL FOR FEDERAL/EPA EMISSION VEHICLES ONLY

- ♦ If welded assembly, replace all required parts.
- △ H.D. Arc-welded construction, recommended for commercial use.
- # Modifications and/or additional parts required.
- 25 Replaces multiple O.E. Converters. Only failed Converters may be replaced. See Catalytic Converter Installation Guide.

- 37 Fits All Emissions Vehicles.
- 375 Regular Duty Muffler.
- 376 Heavy Duty Muffler.
- 576 For installation instructions and additional parts required, see the Cross Reference Chart in the Master Catalog.

# LIGHT TRUCK

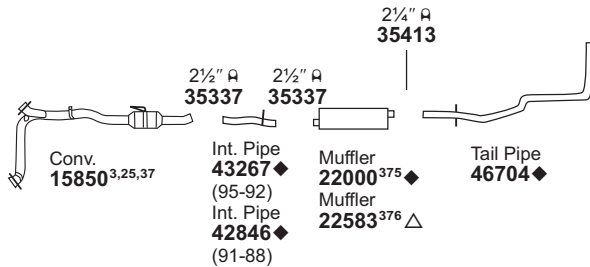
**1995-92 8 CYL. E150 w/5.0L ENG. - 138" W.B. (13038)**



For 22733: SoundFX 18466  
Univ. SoundFX 17842#  
Ultra Flo SS 17258<sup>576</sup>

Tru-Fit 18106  
Super Turbo 17734#

**1995-88 8 CYL. E150 w/5.8L ENG. - 138" W.B. (13039)**

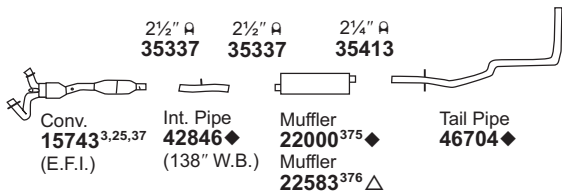


**NOTE:** If muffler has removable shield, reuse O.E. shield w/35564 strap clamp.  
If not reuseable, use 35567 shield w/(2) 35564 strap clamps.

For 15850: Univ. Conv. 15142#  
For 22000: SoundFX 18231  
Univ. SoundFX 17842  
Ultra Flo SS 17258<sup>576</sup>

Tru-Fit 18132  
Super Turbo 17785<sup>576</sup>  
H.D. Muffler 22583△

**1991-87 8 CYL. E150 w/5.0L ENG. - 124", 138" W.B. (13040)**



**NOTE:** If muffler has removable shield, reuse O.E. shield w/35564 strap clamp.  
If not reuseable, use 35567 shield w/(2) 35564 strap clamps.

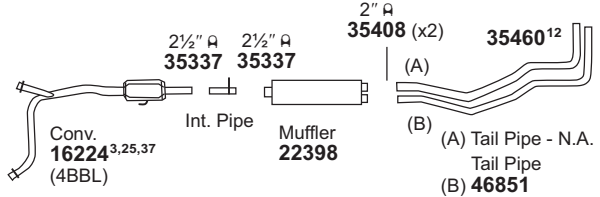
For 15743: Univ. Conv. 15142#  
For 22000: SoundFX 18231  
Univ. SoundFX 17842  
Ultra Flo SS 17258<sup>576</sup>

Tru-Fit 18132  
Super Turbo 17785<sup>576</sup>  
H.D. Muffler 22583△

31400 Gskt.	35299 Plug	35460 Insl.	35819 Hngr.																

**FORD**  
**E-150 - Econoline/Club Wagon - 1/2 Ton (Van, Bus)**

**1987 8 CYL. E150 w/5.8L ENG. - 138" W.B. (13041)**

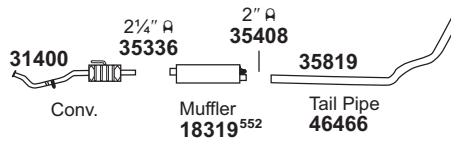


**NOTE:** If muffler has removable shield, reuse O.E. shield w/35564 strap clamp.  
If not reuseable, use 35567 shield w/(2) 35564 strap clamps.

For 16224: Univ. Conv. 15142#  
For 22398: Univ. SoundFX 17876#  
Ultra Flo SS 17266<sup>576</sup>

Super Turbo 17739<sup>576</sup>

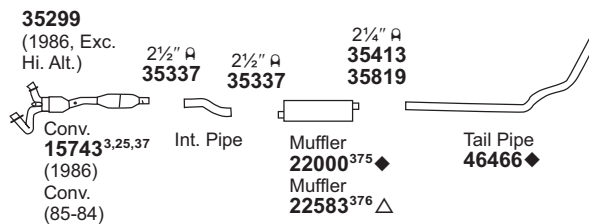
**1986-84 6 CYL. E150 w/4.9L ENG. - 138" W.B. (13042)**



For 18319: Univ. SoundFX 17868  
H.D. Muffler 21151△

**1986 8 CYL. E150 w/5.0L EFI ENG. - 124", 138" W.B. (13043)**

**1985-84 8 CYL. E150 w/5.0L ENG. 2BBL - 124", 138" W.B. (13043)**



**NOTE:** If muffler has removable shield, reuse O.E. shield w/35564 strap clamp.  
If not reuseable, use 35567 shield w/(2) 35564 strap clamps.

For 15743: Univ. Conv. 15142#  
For 22000: SoundFX 18231  
Univ. SoundFX 17842  
Ultra Flo SS 17258<sup>576</sup>

Tru-Fit 18132  
Super Turbo 17785<sup>576</sup>  
H.D. Muffler 22583△

**NOT LEGAL FOR SALE IN STATE OF CALIFORNIA  
IN NEW YORK STATE, CONVERTERS LISTED ARE LEGAL FOR FEDERAL/EPA EMISSION VEHICLES ONLY**

- ◆ If welded assembly, replace all required parts.
- △ H.D. Arc-welded construction, recommended for commercial use.
- # Modifications and/or additional parts required.
- 3 May require 35574 Air Tube Kit for installation.
- 12 Rivet must be drilled out of O.E. Hanger.
- 25 Replaces multiple O.E. Converters. Only failed Converters may be replaced. See Catalytic Converter Installation Guide.

- 37 Fits All Emissions Vehicles.
- 375 Regular Duty Muffler.
- 376 Heavy Duty Muffler.
- 552 Requires 41955 Adapter on Outlet.
- 576 For installation instructions and additional parts required, see the Cross Reference Chart in the Master Catalog.

GENERAL INFORMATION

PASSENGER CAR

LIGHT TRUCK

MUFFLER SPECS.

OPTIONAL MUFFLERS

CONVERTER SPECS.

ACCESSORIES

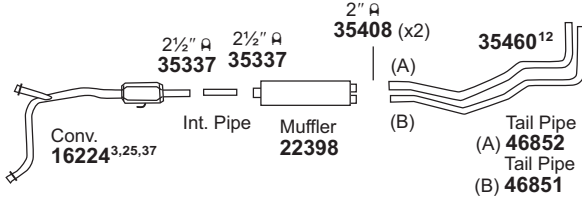
FOOTNOTES

# LIGHT TRUCK

## FORD

E-150 - Econoline/Club Wagon - 1/2 Ton  
(Van, Bus)

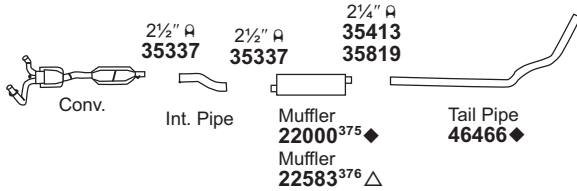
1986-84 8 CYL. E150 w/5.8L ENG., 4BBL -  
138" W.B., DUAL OUTLET  
MUFFLER  
(13044)



**NOTE:** If muffler has removable shield, reuse O.E. shield w/35564 strap clamp.  
If not reuseable, use 35567 shield w/(2) 35564 strap clamps.

For 16224: Univ. Conv. 15142#  
For 22398: Univ. SoundFX 17876# Super Turbo 17739<sup>576</sup>  
Ultra Flo SS 17266<sup>576</sup>

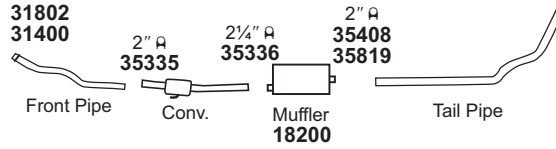
1986 8 CYL. E150 w/5.8L EFI ENG. - 138"  
W.B., SINGLE OUTLET MUFFLER  
1985-84 8 CYL. E150 w/5.8L ENG., 2BBL -  
138" W.B., SINGLE OUTLET  
MUFFLER  
(13045)



**NOTE:** If muffler has removable shield, reuse O.E. shield w/35564 strap clamp.  
If not reuseable, use 35567 shield w/(2) 35564 strap clamps.

For 22000: SoundFX 18231 Tru-Fit 18132  
Univ. SoundFX 17842 Super Turbo 17785<sup>576</sup>  
Ultra Flo SS 17258<sup>576</sup> H.D. Muffler 22583 Δ

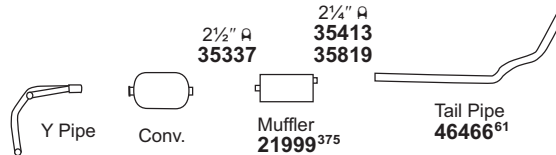
1983-82 6 CYL. E150 w/4.9L ENG. - 124",  
138" W.B.



**NOTE:** If muffler has removable shield, reuse O.E. shield w/35564 strap clamp.  
If not reuseable, use 35567 shield w/(2) 35564 strap clamps.

For 18200: Tru-Fit 18111<sup>61</sup> Univ. SoundFX 17869  
Super Turbo 17747#

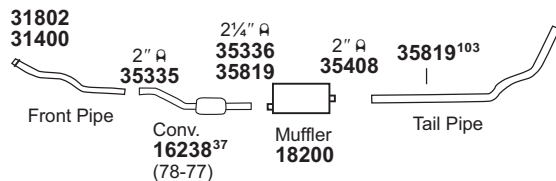
1983-82 8 CYL. E150 w/5.0L ENG. - 124",  
138" W.B.



**NOTE:** If muffler has removable shield, reuse O.E. shield w/35564 strap clamp.  
If not reuseable, use 35567 shield w/(2) 35564 strap clamps.

For 21999: Tru-Fit 18109 Univ. SoundFX 17827#  
Super Turbo 17748# Ultra Flo SS 17289#

1981-77 6 CYL. E150 w/4.9L (300 C.I.D.) ENG. -  
124", 138" W.B., w/CONVERTER  
(13048)



**NOTE: MUFFLER SHIELD REQUIRED.**  
Use 35567 shield w/(2) 35564 strap clamps.

For 16238: Univ. Conv. 15037#  
For 18200: Tru-Fit 18111<sup>61</sup> Univ. SoundFX 17869  
Super Turbo 17747#

31400 Gskt.	31802 Fling.	35460 Insl.	35819 Hngr.										

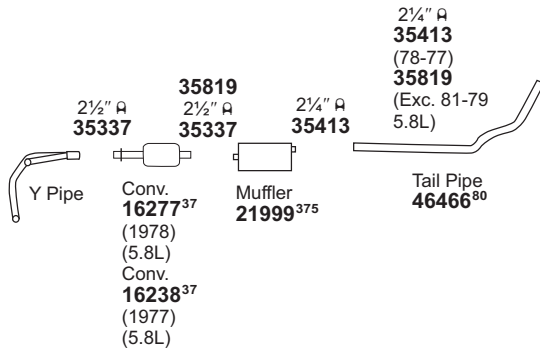
NOT LEGAL FOR SALE IN STATE OF CALIFORNIA  
IN NEW YORK STATE, CONVERTERS LISTED ARE LEGAL FOR FEDERAL/EPA EMISSION VEHICLES ONLY

- ◆ If welded assembly, replace all required parts.
- Δ H.D. Arc-welded construction, recommended for commercial use.
- # Modifications and/or additional parts required.
- 3 May require 35574 Air Tube Kit for installation.
- 12 Rivet must be drilled out of O.E. Hanger.
- 25 Replaces multiple O.E. Converters. Only failed Converters may be replaced. See Catalytic Converter Installation Guide.

- 37 Fits All Emissions Vehicles.
- 61 Cut to fit.
- 103 138" W.B., requires 35408 (2") Clamp.
- 375 Regular Duty Muffler.
- 376 Heavy Duty Muffler.
- 576 For installation instructions and additional parts required, see the Cross Reference Chart in the Master Catalog.

# LIGHT TRUCK

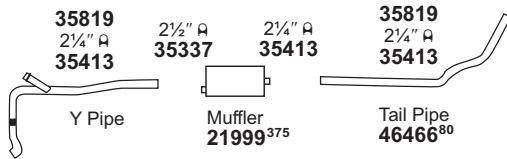
**1981-79 8 CYL. E150 w/5.0L (302 C.I.D.), 5.8L (351 C.I.D.) ENG. - 124", 138" W.B., w/CONVERTER**  
**1978-77 8 CYL. E150 w/5.8L (351 C.I.D.) ENG. - (13049) 124", 138" W.B., w/CONVERTER**



**NOTE: MUFFLER SHIELD REQUIRED.**  
 Use 35567 shield w/(2) 35564 strap clamps.

For 16238: Univ. Conv. 15037#  
 For 16277: Univ. Conv. 15146#  
 For 21999: Tru-Fit 18109 Super Turbo 17748# Univ. SoundFX 17827# Ultra Flo SS 17289#

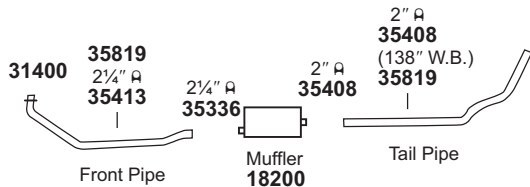
**1981-80 8 CYL. E150 w/5.8L (351 C.I.D.), 6.6L (400 C.I.D.) ENG. - 124", 138" W.B., w/o CONVERTER (13050)**



**NOTE: If muffler has removable shield, reuse O.E. shield w/35564 strap clamp.**  
 If not reuseable, use 35567 shield w/(2) 35564 strap clamps.

For 21999: Tru-Fit 18109 Super Turbo 17748# Univ. SoundFX 17827# Ultra Flo SS 17289#

**1978-75 6 CYL. E-150 w/4.9L (300 C.I.D.) - 124", (13051) 138" W.B., w/o CONVERTER**

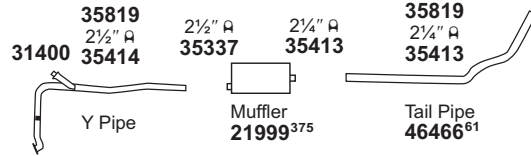


For 18200: Tru-Fit 18111<sup>61</sup> Super Turbo 17747# Univ. SoundFX 17869

31400 Gskt.	31806 Fng.	35625 Hngr.	35819 Hngr.																

## FORD E-150 - Econoline/Club Wagon - 1/2 Ton (Van, Bus)

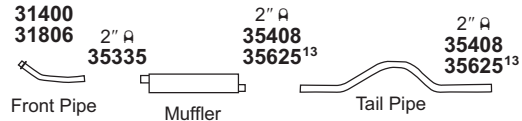
**1978-75 8 CYL. E-150 w/5.8L (351 C.I.D.) - 124", (13052) 138" W.B., w/o CONVERTER**



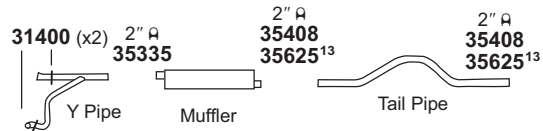
For 21999: Tru-Fit 18109 Super Turbo 17748# Univ. SoundFX 17827# Ultra Flo SS 17289#

## FORD E-200 - Econoline/Club Wagon - 3/4 Ton (Van, Wagon, Parcel Del., Panel)

**1974-68 6 CYL. E-200 (13053)**



**1974-68 8 CYL. E-200 (13054)**



NOT LEGAL FOR SALE IN STATE OF CALIFORNIA

IN NEW YORK STATE, CONVERTERS LISTED ARE LEGAL FOR FEDERAL/EPA EMISSION VEHICLES ONLY

# Modifications and/or additional parts required.  
 13 Fabric & Bracket replacement for O.E. type Hanger.  
 37 Fits All Emissions Vehicles.

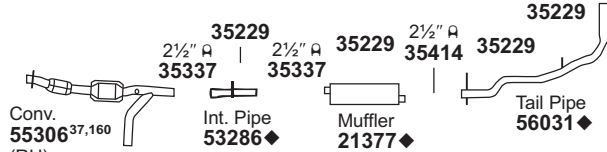
61 Cut to fit.  
 80 Cut 8 1/2" off Inlet.  
 375 Regular Duty Muffler.

# LIGHT TRUCK

## FORD

E-250 - Econoline/Club Wagon - 3/4 Ton  
(Van, Bus)

2003-97 6 CYL. E250 w/4.2L ENG. - 138" W.B.  
(13055) (EXC. CHASSIS CAB)



Conv.  
55306<sup>37,160</sup>  
(RH)  
(03-00)

Conv.  
55307<sup>37,160</sup>  
(RH)  
(99-97)

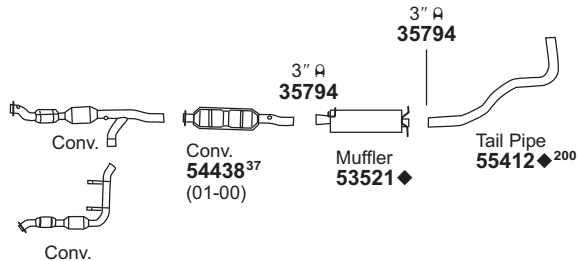
Conv.  
54403<sup>37,160</sup>  
(LH)  
(03-00)

Conv.  
54402<sup>37,160</sup>  
(LH)  
(99-97)

For 21377: SoundFX 18819  
Ultra Flo SS 17258<sup>576</sup>

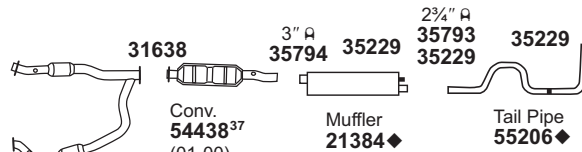
Super Turbo 17734#  
H.D. Muffler 21475△

2003-00 8 CYL. E250 w/5.4L ENG. (CNG ENG.) -  
(13056) 138" W.B.



For 53521: SoundFX 18958

2003-97 8 CYL. E250 w/5.4L ENG. (EXC. CNG) -  
(13057) 138" W.B.



50470<sup>37</sup>  
(03-00)

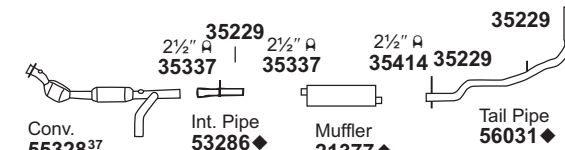
Conv.  
54438<sup>37</sup>  
(01-00)

Conv.  
54437<sup>37,235</sup>  
(99-97)  
(Over 9500 G.V.W.R.)

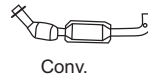
Conv.  
16203<sup>37,235</sup>  
(99-97)  
(Under 9500 G.V.W.R.)

For 16203: Univ. Conv. 93239#

1997 8 CYL. E250 w/4.6L ENG. - 138" W.B.  
(13058)



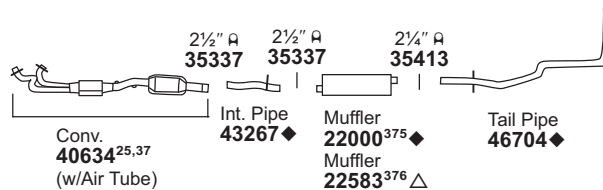
Conv.  
55328<sup>37</sup>  
(RH)  
(Under 8500  
G.V.W.R.)



For 21377: SoundFX 18819  
Ultra Flo SS 17258<sup>576</sup>

Super Turbo 17734#  
H.D. Muffler 21475△

1996 6 CYL. E250 w/4.9L ENG. - 138" W.B.,  
(13059) w/CONVERTER



Conv.  
40634<sup>25,37</sup>  
(w/Air Tube)

**NOTE: If muffler has removable shield, reuse O.E. shield w/35564 strap clamp. If not reuseable, use 35567 shield w/(2) 35564 strap clamps.**

For 22000: SoundFX 18231  
Univ. SoundFX 17842  
Ultra Flo SS 17258<sup>576</sup>

Tru-Fit 18132  
Super Turbo 17785<sup>576</sup>  
H.D. Muffler 22583△

For 40634: Univ. Conv. 93303#

31638 Gskt.	35229 Insl.																		
----------------	----------------	--	--	--	--	--	--	--	--	--	--	--	--	--	--	--	--	--	--

NOT LEGAL FOR SALE IN STATE OF CALIFORNIA  
IN NEW YORK STATE, CONVERTERS LISTED ARE LEGAL FOR FEDERAL/EPA EMISSION VEHICLES ONLY

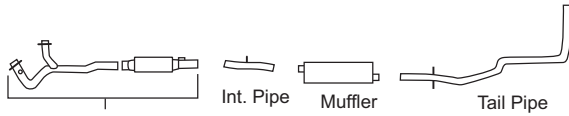
- ◆ If welded assembly, replace all required parts.
- △ H.D. Arc-welded construction, recommended for commercial use.
- # Modifications and/or additional parts required.
- 25 Replaces multiple O.E. Converters. Only failed Converters may be replaced. See Catalytic Converter Installation Guide.
- 37 Fits All Emissions Vehicles.
- 160 Up to 8500 G.V.W.R.

- 200 Reuse O.E. Bracket.
- 235 Gasket 31638 & 35794 Clamp required to complete installation.
- 375 Regular Duty Muffler.
- 376 Heavy Duty Muffler.
- 576 For installation instructions and additional parts required, see the Cross Reference Chart in the Master Catalog.



# LIGHT TRUCK

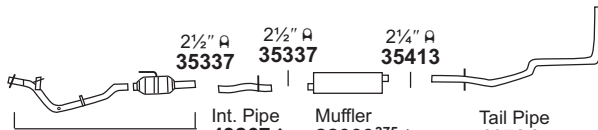
**1996 8 CYL. E250 w/5.8L., UNDER 8500 (13060) G.V.W.R.**



Conv.  
**16168**<sup>25,37</sup>

For 16168: Univ. Conv. 93303#

**1995-87 6 CYL. E250 w/4.9L ENG. - 138" W.B., (13061) w/CONVERTER**



Conv.  
**15738**<sup>3,25,37</sup>  
(Under 8500  
G.V.W.R.)

Int. Pipe  
**43267**◆  
(95-92)  
Int. Pipe  
**42846**◆  
(91-87)

Muffler  
**22000**<sup>375</sup>◆  
Muffler  
**22583**<sup>376</sup>△

Tail Pipe  
**46704**◆

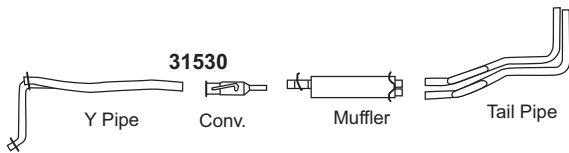
**NOTE: If muffler has removable shield, reuse O.E. shield w/35564 strap clamp. If not reuseable, use 35567 shield w/(2) 35564 strap clamps.**

For 15738: Univ. Conv. 15142#

For 22000: SoundFX 18231  
Univ. SoundFX 17842  
Ultra Flo SS 17258<sup>576</sup>

Tru-Fit 18132  
Super Turbo 17785<sup>576</sup>  
H.D. Muffler 22583△

**1995-92 8 CYL. E250HD w/5.8L ENG., (13062) UP TO 8600 G.V.W.R.**



**31530**

Y Pipe

Conv.

Muffler

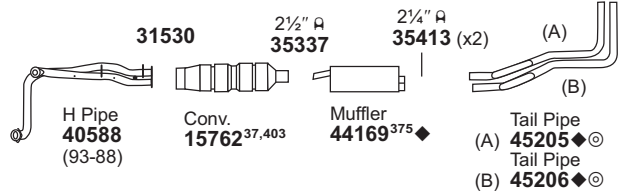
Tail Pipe

31530  
Gskt.



**FORD**  
**E-250 - Econoline/Club Wagon - 3/4 Ton (Van, Bus)**

**1995-88 8 CYL. E250 w/5.8L EFI ENG. - 138" (13063) W.B., OVER 8500 G.V.W., w/E40D ELECTRONIC 4 SPEED OVERDRIVE TRANSMISSION**



H Pipe  
**40588**  
(93-88)

Conv.  
**15762**<sup>37,403</sup>

Muffler  
**44169**<sup>375</sup>◆

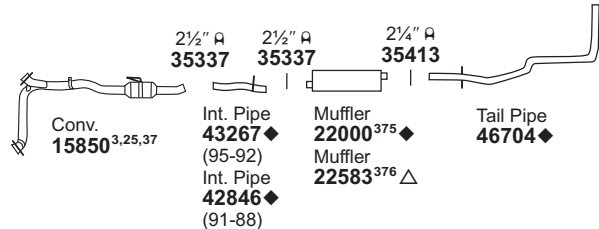
Tail Pipe  
(A) **45205**◆◎  
Tail Pipe  
(B) **45206**◆◎

**NOTE: Reuse existing shields. If not reuseable, O.E. parts are required.**

For 44169: SoundFX 18368

H.D. Muffler 44701△

**1995-88 8 CYL. E250 w/5.8L EFI ENG. - 138" (13064) W.B., UNDER 8500 G.V.W.R.**



Conv.  
**15850**<sup>3,25,37</sup>

Int. Pipe  
**43267**◆  
(95-92)  
Int. Pipe  
**42846**◆  
(91-88)

Muffler  
**22000**<sup>375</sup>◆  
Muffler  
**22583**<sup>376</sup>△

Tail Pipe  
**46704**◆

**NOTE: If muffler has removable shield, reuse O.E. shield w/35564 strap clamp. If not reuseable, use 35567 shield w/(2) 35564 strap clamps.**

For 15850: Univ. Conv. 15142#

For 22000: SoundFX 18231  
Univ. SoundFX 17842  
Ultra Flo SS 17258<sup>576</sup>

Tru-Fit 18132  
Super Turbo 17785<sup>576</sup>  
H.D. Muffler 22583△

**NOT LEGAL FOR SALE IN STATE OF CALIFORNIA  
IN NEW YORK STATE, CONVERTERS LISTED ARE LEGAL FOR FEDERAL/EPA EMISSION VEHICLES ONLY**

- ◆ If welded assembly, replace all required parts.
- ◎ Air Gap Pipe. Appearance may be different than O.E. Pipe. Air space between Pipes acts as a Heat Insulator.
- △ H.D. Arc-welded construction, recommended for commercial use.
- # Modifications and/or additional parts required.
- 3 May require 35574 Air Tube Kit for installation.
- 25 Replaces multiple O.E. Converters. Only failed Converters may be replaced. See Catalytic Converter Installation Guide.

- 37 Fits All Emissions Vehicles.
- 375 Regular Duty Muffler.
- 376 Heavy Duty Muffler.
- 403 Install supplied plug in front air tap for 88 - 91 models.
- 576 For installation instructions and additional parts required, see the Cross Reference Chart in the Master Catalog.

GENERAL  
INFORMATION

PASSENGER  
CAR

LIGHT  
TRUCK

MUFFLER  
SPECS.

OPTIONAL  
MUFFLERS

CONVERTER  
SPECS.

ACCESSORIES

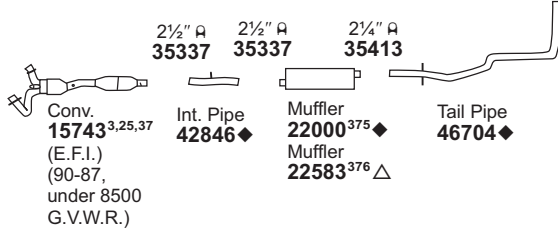
FOOTNOTES

# LIGHT TRUCK

## FORD

**E-250 - Econoline/Club Wagon - 3/4 Ton (Van, Bus)**

**1991-87 8 CYL. E250 w/5.0L ENG. - 138" W.B., (13065) w/CONVERTER**



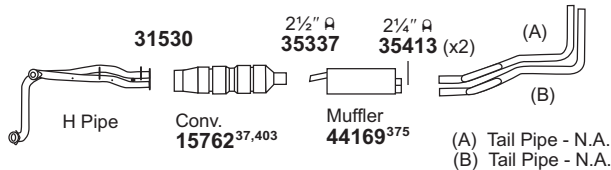
**NOTE: If muffler has removable shield, reuse O.E. shield w/35564 strap clamp. If not reuseable, use 35567 shield w/(2) 35564 strap clamps.**

For 15743: Univ. Conv. 15142#

For 22000: SoundFX 18231  
Univ. SoundFX 17842  
Ultra Flo SS 17258<sup>576</sup>

Tru-Fit 18132  
Super Turbo 17785<sup>576</sup>  
H.D. Muffler 22583△

**1991-88 8 CYL. E250 w/5.8L ENG. - 138" W.B., OVER 8500 G.V.W.R. w/CONVERTER (EXC. ELECTRONIC AUTOMATIC OVERDRIVE TRANSMISSION) (13066)**

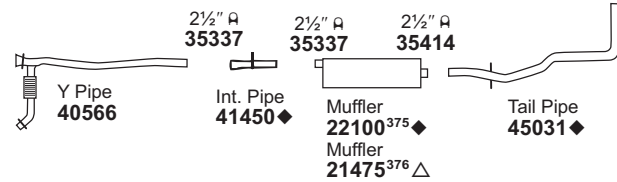


**NOTE: Reuse existing shields. If not reuseable, O.E. parts are required.**

For 44169: SoundFX 18368

H.D. Muffler 44701△

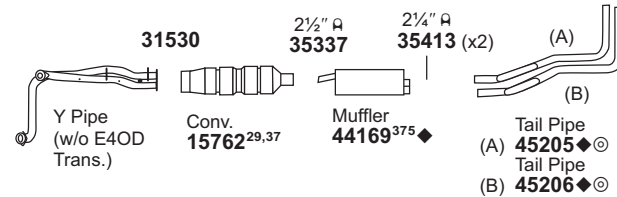
**1991-88 8 CYL. E250 w/7.3L DIESEL ENG. - 138" (13067) W.B. (BEFORE 6-91, CUTAWAY)**



For 22100: SoundFX 18209  
Super Turbo 17733#  
H.D. Muffler 21475△

Univ. SoundFX 17197  
Ultra Flo SS 17283#

**1991-88 8 CYL. E250 HD w/7.5L EFI ENG. - 138" (13068) W.B. OVER 8500 G.V.W.R. AFTER 2-88 (EXC. CUTAWAY)**

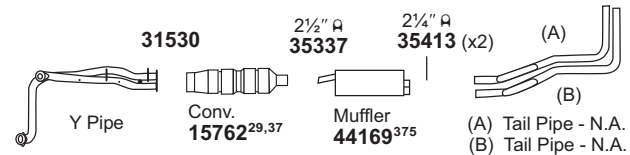


**NOTE: Reuse existing shields. If not reuseable, O.E. parts are required.**

For 44169: SoundFX 18368

H.D. Muffler 44701△

**1988-87 8 CYL. E250 w/7.5L ENG. - 138" W.B. w/CONVERTER (EXC. CUTAWAY) (13069) (BEFORE 2-88)**



**NOTE: Reuse existing shields. If not reuseable, O.E. parts are required.**

For 44169: SoundFX 18368

H.D. Muffler 44701△

31530 Gskt.																			

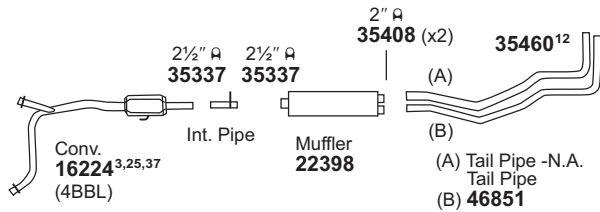
**NOT LEGAL FOR SALE IN STATE OF CALIFORNIA IN NEW YORK STATE, CONVERTERS LISTED ARE LEGAL FOR FEDERAL/EPA EMISSION VEHICLES ONLY**

- ◆ If welded assembly, replace all required parts.
- ⊙ Air Gap Pipe. Appearance may be different than O.E. Pipe. Air space between Pipes acts as a Heat Insulator.
- △ H.D. Arc-welded construction, recommended for commercial use.
- # Modifications and/or additional parts required.
- 3 May require 35574 Air Tube Kit for installation.
- 25 Replaces multiple O.E. Converters. Only failed Converters may be replaced. See Catalytic Converter Installation Guide.

- 29 Install supplied Plug in front Air Tap.
- 37 Fits All Emissions Vehicles.
- 375 Regular Duty Muffler.
- 376 Heavy Duty Muffler.
- 403 Install supplied plug in front air tap for 88 - 91 models.
- 576 For installation instructions and additional parts required, see the Cross Reference Chart in the Master Catalog.

# LIGHT TRUCK

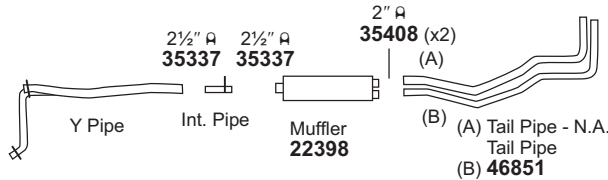
**1987 8 CYL. E250 w/5.8L ENG. - 138" W.B. (13070) w/CONVERTER**



**NOTE:** If muffler has removable shield, reuse O.E. shield w/35564 strap clamp.  
If not reuseable, use 35567 shield w/(2) 35564 strap clamps.

For 16224: Univ. Conv. 15142#  
For 22398: Univ. SoundFX 17876# Super Turbo 17739<sup>576</sup>  
Ultra Flo SS 17266<sup>576</sup>

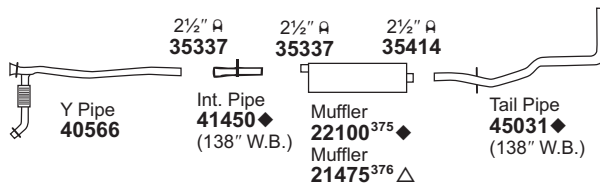
**1987 8 CYL. E250 w/5.8L ENG. - 138" W.B. w/o CONVERTER (13071)**



**NOTE:** If muffler has removable shield, reuse O.E. shield w/35564 strap clamp.  
If not reuseable, use 35567 shield w/(2) 35564 strap clamps.

For 22398: Univ. SoundFX 17876# Super Turbo 17739<sup>576</sup>  
Ultra Flo SS 17266<sup>576</sup>

**1987 8 CYL. E250 w/6.9L DIESEL ENG. - 138", 158", 176" W.B. (13072) (EXC. 138" W.B. CUTAWAY)**

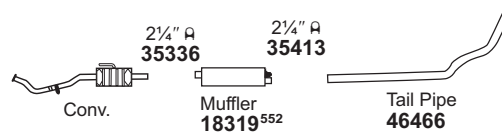


For 22100: SoundFX 18209 Super Turbo 17733# H.D. Muffler 21475△  
Univ. SoundFX 17197 Ultra Flo SS 17283#

35299 Plug	35460 Insl.	35819 Hngr.								

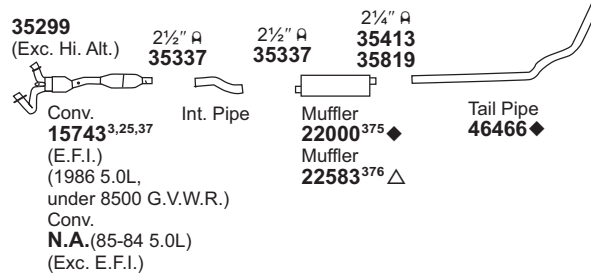
**FORD E-250 - Econoline/Club Wagon - 3/4 Ton (Van, Bus)**

**1986-84 6 CYL. E250 w/4.9L ENG. - 138" W.B. - (13073) w/CONVERTER**



For 18319: Univ. SoundFX 17868 H.D. Muffler 21151△

**1986-84 8 CYL. E250 w/5.0L, 5.8L, 2BBL & EFI ENG. - 138" W.B. w/CONVERTER, SINGLE OUTLET MUFFLER (13074)**



**NOTE:** If muffler has removable shield, reuse O.E. shield w/35564 strap clamp.  
If not reuseable, use 35567 shield w/(2) 35564 strap clamps.

For 15743: Univ. Conv. 15142#  
For 22000: SoundFX 18231 Univ. SoundFX 17842 Ultra Flo SS 17258<sup>576</sup>  
Tru-Fit 18132 Super Turbo 17785<sup>576</sup> H.D. Muffler 22583△

**NOT LEGAL FOR SALE IN STATE OF CALIFORNIA  
IN NEW YORK STATE, CONVERTERS LISTED ARE LEGAL FOR FEDERAL/EPA EMISSION VEHICLES ONLY**

- ◆ If welded assembly, replace all required parts.
- △ H.D. Arc-welded construction, recommended for commercial use.
- # Modifications and/or additional parts required.
- 3 May require 35574 Air Tube Kit for installation.
- 12 Rivet must be drilled out of O.E. Hanger.
- 25 Replaces multiple O.E. Converters. Only failed Converters may be replaced. See Catalytic Converter Installation Guide.

- 37 Fits All Emissions Vehicles.
- 375 Regular Duty Muffler.
- 376 Heavy Duty Muffler.
- 552 Requires 41955 Adapter on Outlet.
- 576 For installation instructions and additional parts required, see the Cross Reference Chart in the Master Catalog.

GENERAL INFORMATION

PASSENGER CAR

LIGHT TRUCK

MUFFLER SPECS.

OPTIONAL MUFFLERS

CONVERTER SPECS.

ACCESSORIES

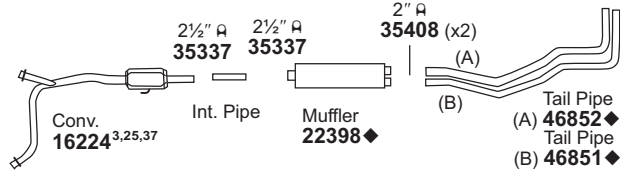
FOOTNOTES

# LIGHT TRUCK

## FORD

E-250 - Econoline/Club Wagon - 3/4 Ton  
(Van, Bus)

1986-84 8 CYL. E250 w/5.8L 4BBL ENG. - 138"  
(13075) W.B. w/CONVERTER, DUAL  
OUTLET MUFFLER



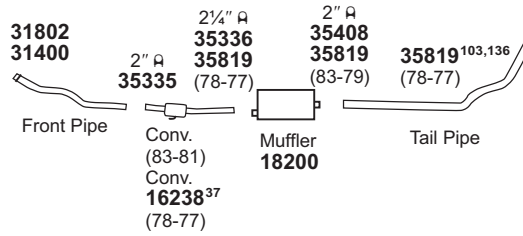
**NOTE:** If muffler has removable shield, reuse O.E. shield w/35564 strap clamp.  
If not reuseable, use 35567 shield w/(2) 35564 strap clamps.

For 16224: Univ. Conv. 15142#

For 22398: Univ. SoundFX 17876#  
Ultra Flo SS 17266<sup>576</sup>

Super Turbo 17739<sup>576</sup>

1983-79 6 CYL. E250 w/4.9L (300 C.I.D.) ENG. -  
138" W.B., w/CONVERTER  
1978-77 6 CYL. E250 w/4.9L (300 C.I.D.) ENG.,  
w/CONVERTER  
(13077) (EXC. CUTAWAY & PARCEL)



**NOTE:** If muffler has removable shield, reuse O.E. shield w/35564 strap clamp.  
If not reuseable, use 35567 shield w/(2) 35564 strap clamps.

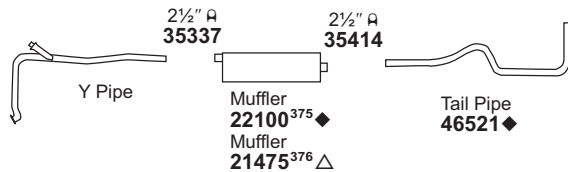
For 16238: Univ. Conv. 15037#

For 18200: Tru-Fit 18111<sup>61</sup>

Super Turbo 17747#

Univ. SoundFX 17869

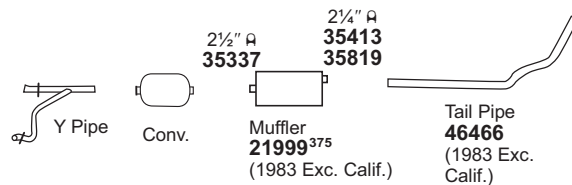
1986-83 8 CYL. E250 w/6.9L DIESEL ENG. -  
(13076) 138" W.B.



For 22100: SoundFX 18209  
Super Turbo 17733#  
H.D. Muffler 21475△

Univ. SoundFX 17197  
Ultra Flo SS 17283#

1983-82 8 CYL. E250 w/5.0L, 5.8L ENG.,  
(13078) w/CONVERTER - 138" W.B.



**NOTE:** If muffler has removable shield, reuse O.E. shield w/35564 strap clamp.  
If not reuseable, use 35567 shield w/(2) 35564 strap clamps.

For 21999: Tru-Fit 18109  
Super Turbo 17748#

Univ. SoundFX 17827#  
Ultra Flo SS 17289#

31400 Gskt.	31802 Fling.	35819 Hngr.																	

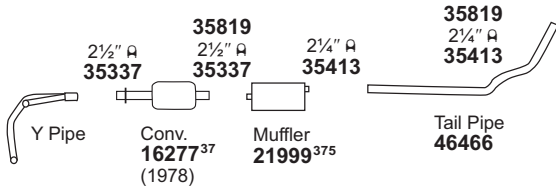
**NOT LEGAL FOR SALE IN STATE OF CALIFORNIA  
IN NEW YORK STATE, CONVERTERS LISTED ARE LEGAL FOR FEDERAL/EPA EMISSION VEHICLES ONLY**

- ◆ If welded assembly, replace all required parts.
- △ H.D. Arc-welded construction, recommended for commercial use.
- # Modifications and/or additional parts required.
- 3 May require 35574 Air Tube Kit for installation.
- 25 Replaces multiple O.E. Converters. Only failed Converters may be replaced. See Catalytic Converter Installation Guide.
- 37 Fits All Emissions Vehicles.

- 61 Cut to fit.
- 103 138" W.B., requires 35408 (2") Clamp.
- 136 124" W.B., Requires 35413 (2 1/4") Clamp.
- 375 Regular Duty Muffler.
- 376 Heavy Duty Muffler.
- 576 For installation instructions and additional parts required, see the Cross Reference Chart in the Master Catalog.

# LIGHT TRUCK

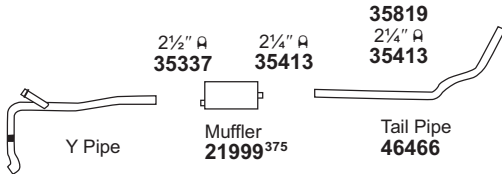
**1981-80 8 CYL. E250 w/5.0L (302 C.I.D.), 5.8L (351 C.I.D.), 6.6L (400 C.I.D.) ENG., w/CONVERTER - 138" W.B.**  
**1978-77 8 CYL. E250 w/5.8L (351 C.I.D.) ENG. w/CONVERTER**  
 (13079)



**NOTE: If muffler has removable shield, reuse O.E. shield w/35564 strap clamp. If not reuseable, use 35567 shield w/(2) 35564 strap clamps.**

For 16277: Univ. Conv. 15146#  
 For 21999: Tru-Fit 18109 Super Turbo 17748# Univ. SoundFX 17827# Ultra Flo SS 17289#

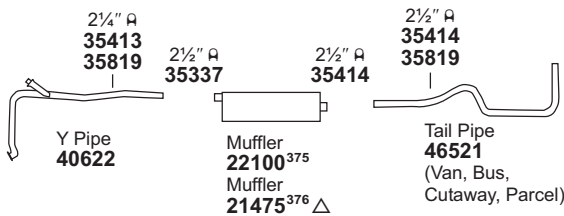
**1981-80 8 CYL. E250 w/5.8L (351 C.I.D.), 6.6L (400 C.I.D.) ENG., w/o CONVERTER - 138" W.B.**  
 (13080)



**NOTE: If muffler has removable shield, reuse O.E. shield w/35564 strap clamp. If not reuseable, use 35567 shield w/(2) 35564 strap clamps.**

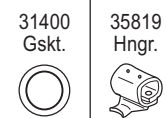
For 21999: Tru-Fit 18109 Super Turbo 17748# Univ. SoundFX 17827# Ultra Flo SS 17289#

**1981-75 8 CYL. E250 w/7.5L (460 C.I.D.) ENG. - 138" W.B., w/o CONVERTER**  
 (13081)



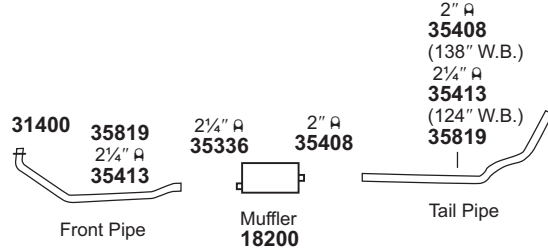
**NOTE: If muffler has removable shield, reuse O.E. shield w/35564 strap clamp. If not reuseable, use 35567 shield w/(2) 35564 strap clamps.**

For 22100: SoundFX 18209 Super Turbo 17733# H.D. Muffler 21475△ Univ. SoundFX 17197 Ultra Flo SS 17283#



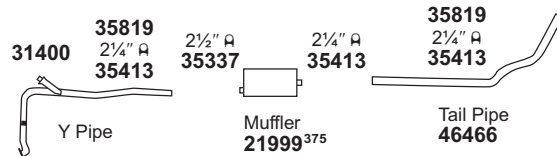
## FORD E-250 - Econoline/Club Wagon - 3/4 Ton (Van, Bus)

**1978-75 6 CYL. E-250 w/4.9L (300 C.I.D.) ENG., w/o CONVERTER (EXC. CUTAWAY & PARCEL)**  
 (13082)



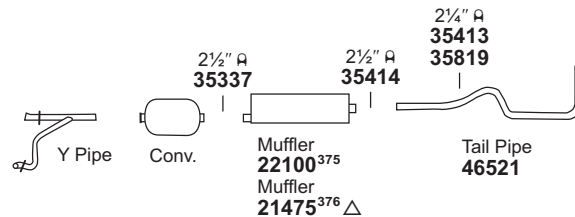
For 18200: Tru-Fit 18111<sup>61</sup> Super Turbo 17747# Univ. SoundFX 17869

**1978-75 8 CYL. E-250 w/5.8L (351 C.I.D.) ENG., w/o CONVERTER**  
 (13083)



For 21999: Tru-Fit 18109 Super Turbo 17748# Univ. SoundFX 17827# Ultra Flo SS 17289#

**1978 8 CYL. E-250 w/7.5L (460 C.I.D.) ENG., w/CONVERTER**  
 (13084)



For 22100: SoundFX 18209 Super Turbo 17733# H.D. Muffler 21475△ Univ. SoundFX 17197 Ultra Flo SS 17283#

GENERAL INFORMATION

PASSENGER CAR

LIGHT TRUCK

MUFFLER SPECS.

OPTIONAL MUFFLERS

CONVERTER SPECS.

ACCESSORIES

FOOTNOTES

NOT LEGAL FOR SALE IN STATE OF CALIFORNIA  
 IN NEW YORK STATE, CONVERTERS LISTED ARE LEGAL FOR FEDERAL/EPA EMISSION VEHICLES ONLY

△ H.D. Arc-welded construction, recommended for commercial use.  
 # Modifications and/or additional parts required.  
 37 Fits All Emissions Vehicles.

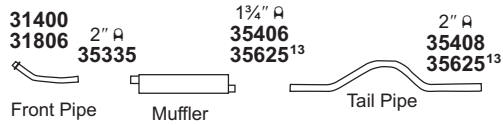
61 Cut to fit.  
 375 Regular Duty Muffler.  
 376 Heavy Duty Muffler.

# LIGHT TRUCK

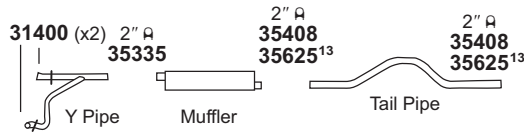
## FORD

**E-300 - Econoline/Club Wagon - 3/4-1 Ton  
(Van, Wagon, Panel, Parcel Del.)**

**1974-68 6 CYL. E-300  
(13085)**



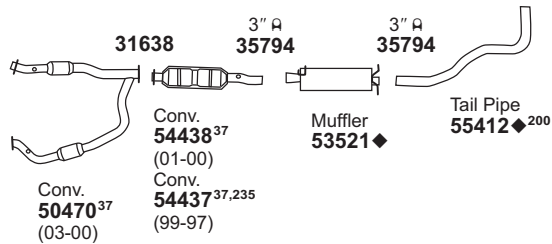
**1974-68 8 CYL. E-300  
(13086)**



## FORD

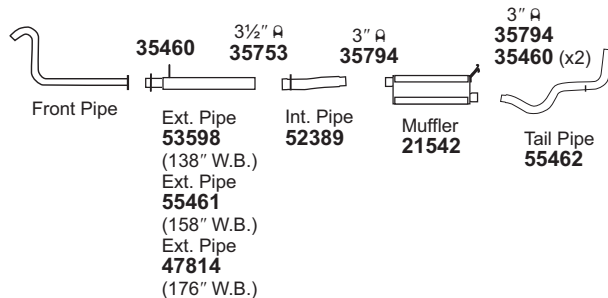
**E-350 - Econoline/Club Wagon - 1 Ton  
(Van, Bus)**

**2003-97 8 CYL. E350 w/5.4L ENG., FEDERAL  
EMISSIONS, OVER 9500 G.V.W.R.  
(13087)**

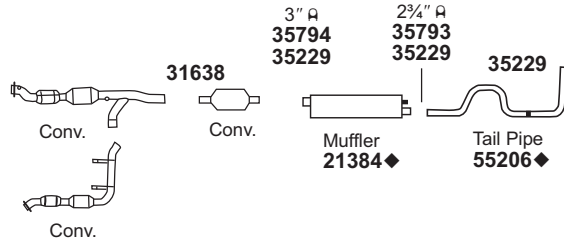


For 53521: SoundFX 18958

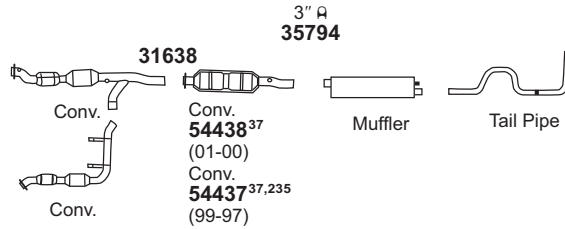
**2003-99 8 CYL. E350 w/7.3L DIESEL ENG.,  
(13088)**



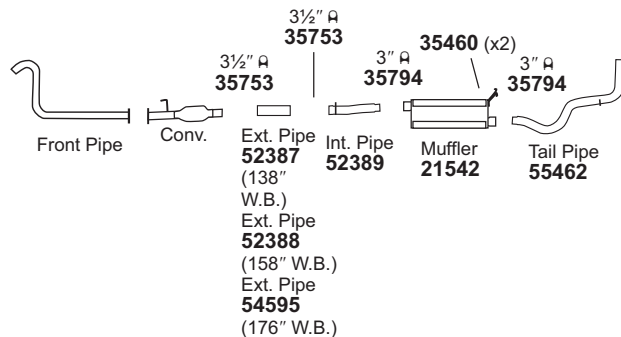
**2002-97 8 CYL. E350 w/5.4L ENG., CALIF.  
EMISSIONS (EXC. CNG)  
(13089)**



**2001-97 V10 CYL. E350 w/6.8L ENG. FEDERAL  
EMISSIONS, OVER 9500 G.V.W.R.  
(13090)**



**1998-96 8 CYL. E350 w/7.3L DIESEL ENG.,  
(13091)**



31400 Gskt.	31638 Gskt.	31806 Fling.	35229 Insl.	35460 Insl.	35625 Hngr.														

NOT LEGAL FOR SALE IN STATE OF CALIFORNIA  
IN NEW YORK STATE, CONVERTERS LISTED ARE LEGAL FOR FEDERAL/EPA EMISSION VEHICLES ONLY

◆ If welded assembly, replace all required parts.

<sup>13</sup> Fabric & Bracket replacement for O.E. type Hanger.

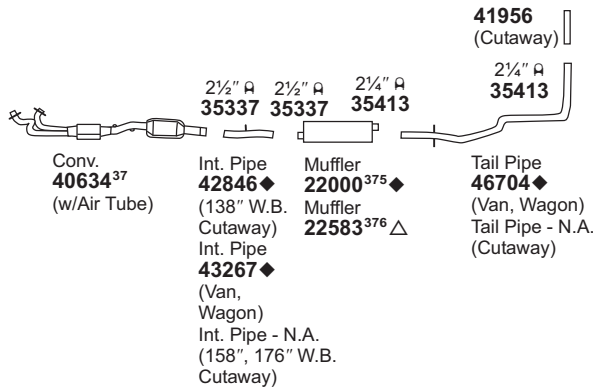
<sup>37</sup> Fits All Emissions Vehicles.

<sup>200</sup> Reuse O.E. Bracket.

<sup>235</sup> Gasket 31638 & 35794 Clamp required to complete installation.

# LIGHT TRUCK

**1996 6 CYL. E350 w/4.9L ENG. - 138", 158", (13092) 176" W.B.**

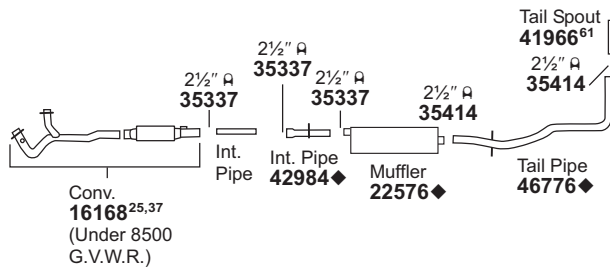


**NOTE: Reuse existing shields. If not reuseable, O.E. parts are required.**

For 22000: SoundFX 18231  
Univ. SoundFX 17842  
Ultra Flo SS 17258<sup>576</sup>  
For 40634: Univ. Conv. 93303#

Tru-Fit 18132  
Super Turbo 17785<sup>576</sup>  
H.D. Muffler 22583△

**1996 8 CYL. E350 w/5.8L ENG. - 158", 176" (13093) 176" W.B.**



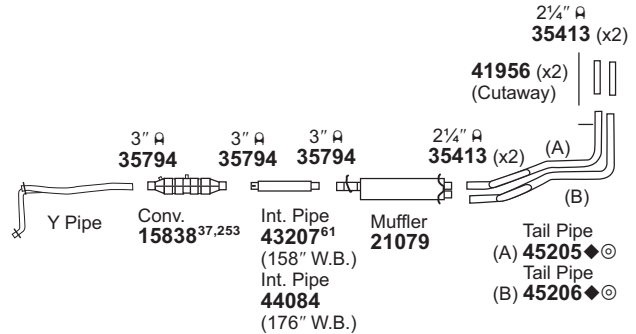
**NOTE: Reuse existing shields. If not reuseable, O.E. parts are required.**

For 16168: Univ. Conv. 93303#  
For 22576: SoundFX 18378  
Super Turbo 17748#

Univ. SoundFX 17197#  
Ultra Flo SS 17289#

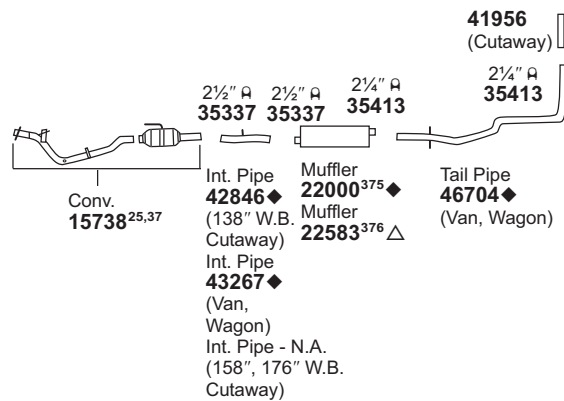
**FORD E-350 - Econoline/Club Wagon - 1 Ton (Van, Bus)**

**1996 8 CYL. E350 w/7.5L ENG. - 138", 158", (13094) 176" W.B.**



**NOTE: Reuse existing shields. If not reuseable, O.E. parts are required.**

**1995-92 6 CYL. E350 w/4.9L ENG. - 138", 158", (13095) 176" W.B.**



**NOTE: Reuse existing shields. If not reuseable, O.E. parts are required.**

For 15738: Univ. Conv. 15142#  
For 22000: SoundFX 18231  
Univ. SoundFX 17842  
Ultra Flo SS 17258<sup>576</sup>

Tru-Fit 18132  
Super Turbo 17785<sup>576</sup>  
H.D. Muffler 22583△

**NOT LEGAL FOR SALE IN STATE OF CALIFORNIA  
IN NEW YORK STATE, CONVERTERS LISTED ARE LEGAL FOR FEDERAL/EPA EMISSION VEHICLES ONLY**

- ◆ If welded assembly, replace all required parts.
- ⊙ Air Gap Pipe. Appearance may be different than O.E. Pipe. Air space between Pipes acts as a Heat Insulator.
- △ H.D. Arc-welded construction, recommended for commercial use.
- # Modifications and/or additional parts required.
- 25 Replaces multiple O.E. Converters. Only failed Converters may be replaced. See Catalytic Converter Installation Guide.

- 37 Fits All Emissions Vehicles.
- 61 Cut to fit.
- 253 3" Converter Inlet and Outlet.
- 375 Regular Duty Muffler.
- 376 Heavy Duty Muffler.
- 576 For installation instructions and additional parts required, see the Cross Reference Chart in the Master Catalog.

GENERAL INFORMATION

PASSENGER CAR

LIGHT TRUCK

MUFFLER SPECS.

OPTIONAL MUFFLERS

CONVERTER SPECS.

ACCESSORIES

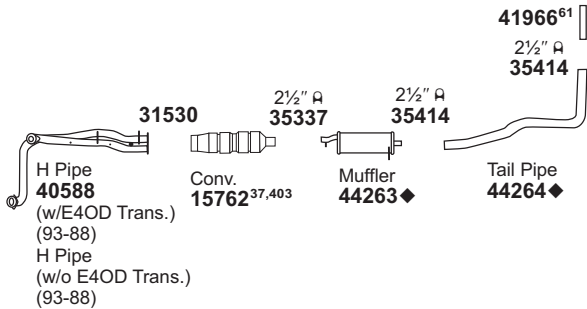
FOOTNOTES

# LIGHT TRUCK

## FORD

E-350 - Econoline/Club Wagon - 1 Ton  
(Van, Bus)

1995-88 8 CYL. E350 w/5.8L ENG. - 138" W.B.  
(13096) CUTAWAY CHASSIS



NOTE: Reuse existing shields. If not reuseable, O.E. parts are required.

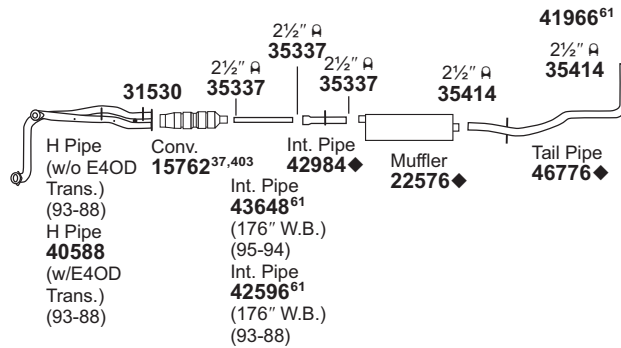
For 44169: SoundFX 18368

H.D. Muffler 44701 △

31530  
Gskt.



1995-88 8 CYL. E350 w/5.8L ENG. - 158",  
(13098) 176" W.B.

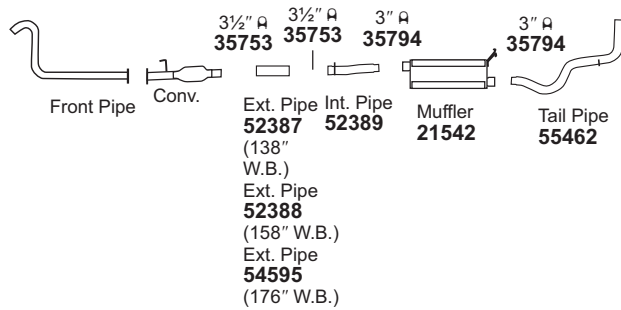


NOTE: Reuse existing shields. If not reuseable, O.E. parts are required.

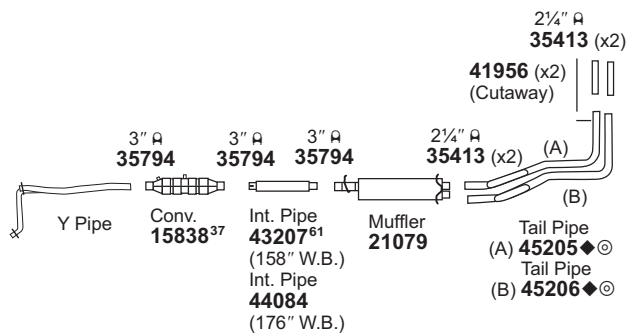
For 22576: SoundFX 18378  
Super Turbo 17748#

Univ. SoundFX 17197#  
Ultra Flo SS 17289#

1995 8 CYL. E350 ECONOLINE w/7.3L DIESEL  
(13099) ENG.



1995-93 8 CYL. E350 w/7.5L ENG. - 138", 158",  
(13100) 176" W.B.



NOTE: Reuse existing shields. If not reuseable, O.E. parts are required.

NOT LEGAL FOR SALE IN STATE OF CALIFORNIA

IN NEW YORK STATE, CONVERTERS LISTED ARE LEGAL FOR FEDERAL/EPA EMISSION VEHICLES ONLY

◆ If welded assembly, replace all required parts.

⊙ Air Gap Pipe. Appearance may be different than O.E. Pipe. Air space between Pipes acts as a Heat Insulator.

△ H.D. Arc-welded construction, recommended for commercial use.

# Modifications and/or additional parts required.

37 Fits All Emissions Vehicles.

61 Cut to fit.

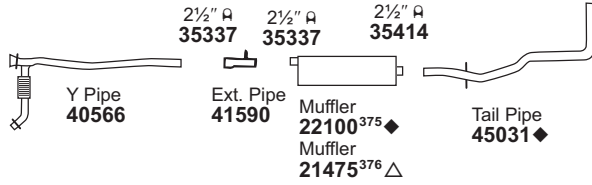
375 Regular Duty Muffler.

403 Install supplied plug in front air tap for 88 - 91 models.



# LIGHT TRUCK

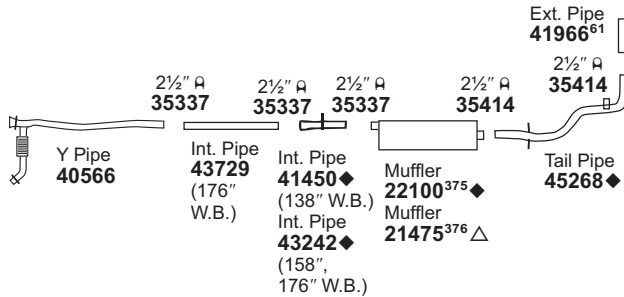
**1994-91 8 CYL. E350 w/7.3L DIESEL ENG. - 138" W.B., AFTER 6-91 (EXC. CUTAWAY)**  
(13101)



**NOTE:** Reuse existing shields. If not reuseable, O.E. parts are required.

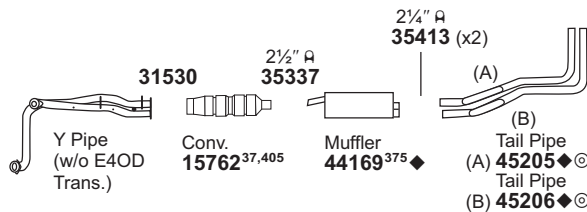
For 22100: SoundFX 18209 Super Turbo 17733# H.D. Muffler 21475 Δ  
Univ. SoundFX 17197 Ultra Flo SS 17283#

**1994-91 8 CYL. E350 w/7.3L DIESEL ENG., CUTAWAY CHASSIS - 138", 158", 176" W.B. (FROM 6-91)**  
(13102)



For 22100: SoundFX 18209 Super Turbo 17733# H.D. Muffler 21475 Δ  
Univ. SoundFX 17197 Ultra Flo SS 17283#

**1992-88 8 CYL. E350 w/7.5L EFI ENG. - 138" W.B. (EXC. CUTAWAY) AFTER 2-88**  
(13103)

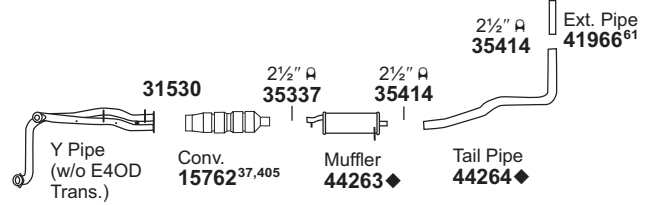


**NOTE:** Reuse existing shields. If not reuseable, O.E. parts are required.

For 44169: SoundFX 18368 H.D. Muffler 44701 Δ

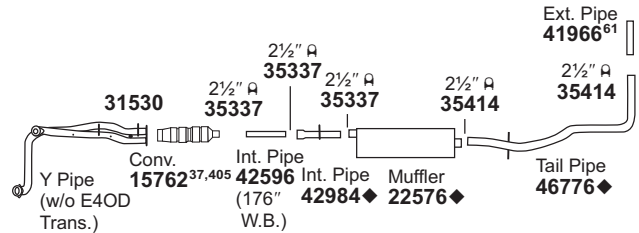
**FORD**  
**E-350 - Econoline/Club Wagon - 1 Ton (Van, Bus)**

**1992-88 8 CYL. E350 w/7.5L EFI ENG. - 138" W.B. CUTAWAY CHASSIS**  
(13104)



**NOTE:** Reuse existing shields. If not reuseable, O.E. parts are required.

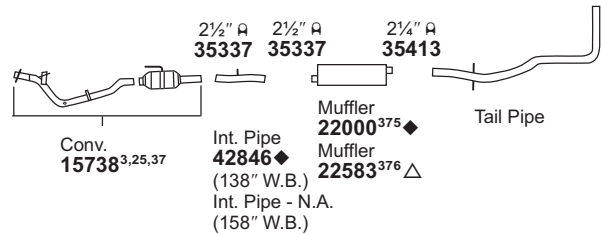
**1992-88 8 CYL. E350 w/7.5L EFI ENG. - 158", 176" W.B.**  
(13105)



**NOTE:** Reuse existing shields. If not reuseable, O.E. parts are required.

For 22576: SoundFX 18378 Super Turbo 17748# Univ. SoundFX 17197# Ultra Flo SS 17289#

**1991-88 6 CYL. E350 w/4.9L ENG. - 138", 158" W.B., w/CONVERTER**  
(13106)



**NOTE:** Reuse existing shields. If not reuseable, O.E. parts are required.

For 15738: Univ. Conv. 15142#  
For 22000: SoundFX 18231 Univ. SoundFX 17842 Ultra Flo SS 17258<sup>576</sup>  
Tru-Fit 18132 Super Turbo 17785<sup>576</sup> H.D. Muffler 22583 Δ

31530 Gskt.																			
-------------	--	--	--	--	--	--	--	--	--	--	--	--	--	--	--	--	--	--	--

**NOT LEGAL FOR SALE IN STATE OF CALIFORNIA  
IN NEW YORK STATE, CONVERTERS LISTED ARE LEGAL FOR FEDERAL/EPA EMISSION VEHICLES ONLY**

- ◆ If welded assembly, replace all required parts.
- ⊙ Air Gap Pipe. Appearance may be different than O.E. Pipe. Air space between Pipes acts as a Heat Insulator.
- Δ H.D. Arc-welded construction, recommended for commercial use.
- # Modifications and/or additional parts required.
- 3 May require 35574 Air Tube Kit for installation.
- 25 Replaces multiple O.E. Converters. Only failed Converters may be replaced. See Catalytic Converter Installation Guide.

- 37 Fits All Emissions Vehicles.
- 61 Cut to fit.
- 375 Regular Duty Muffler.
- 376 Heavy Duty Muffler.
- 405 Install supplied plug in front air tap for 88 - 89 models w/ dual air tap.
- 576 For installation instructions and additional parts required, see the Cross Reference Chart in the Master Catalog.

GENERAL INFORMATION

PASSENGER CAR

LIGHT TRUCK

MUFFLER SPECS.

OPTIONAL MUFFLERS

CONVERTER SPECS.

ACCESSORIES

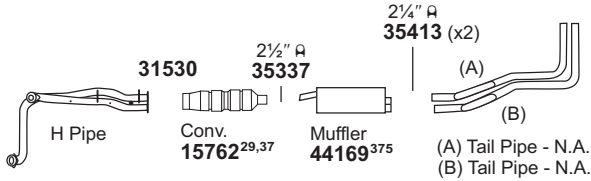
FOOTNOTES

# LIGHT TRUCK

## FORD

E-350 - Econoline/Club Wagon - 1 Ton  
(Van, Bus)

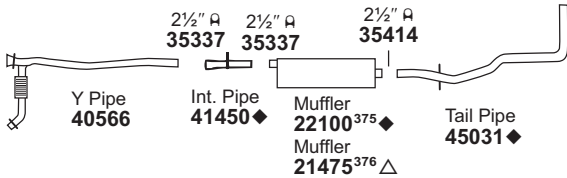
**1991-88 8 CYL. E350 w/5.8L ENG. - 138" W.B.**  
**w/CONVERTER (EXC. CUTAWAY)**  
**(EXC. ELECTRONIC AUTOMATIC**  
**OVERDRIVE TRANSMISSION)**  
(13107)



NOTE: Reuse existing shields. If not reuseable, O.E. parts are required.

For 44169: SoundFX 18368 H.D. Muffler 44701 Δ

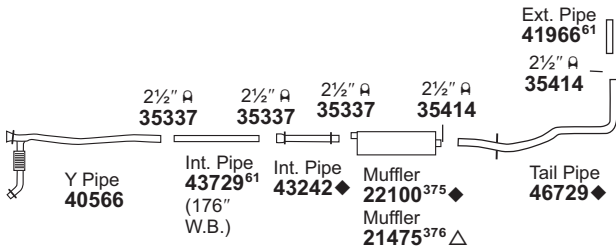
**1991-88 8 CYL. E350 w/7.3L DIESEL ENG. - 138" W.B. (BEFORE 6-91)**  
(13108)



NOTE: Reuse existing shields. If not reuseable, O.E. parts are required.

For 22100: SoundFX 18209 Univ. SoundFX 17197  
Super Turbo 17733# Ultra Flo SS 17283#  
H.D. Muffler 21475 Δ

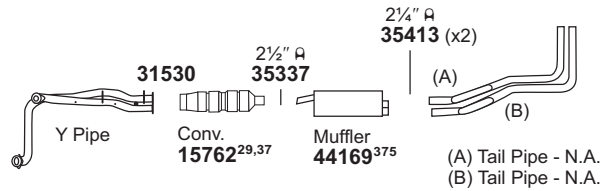
**1991-88 8 CYL. E350 w/7.3L DIESEL ENG. - 158",**  
**(13109) 176" W.B. (BEFORE 6-91)**



NOTE: Reuse existing shields. If not reuseable, O.E. parts are required.

For 22100: SoundFX 18209 Univ. SoundFX 17197  
Super Turbo 17733# Ultra Flo SS 17283#  
H.D. Muffler 21475 Δ

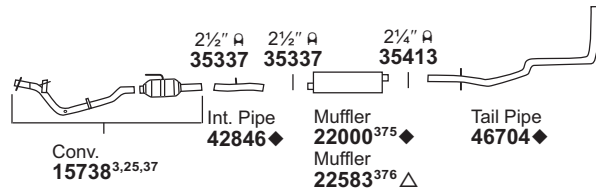
**1988-87 8 CYL. E350 w/7.5L ENG. - 138" W.B.**  
**(13110) (EXC. CUTAWAY) (BEFORE 2-88)**



NOTE: Reuse existing shields. If not reuseable, O.E. parts are required.

For 44169: SoundFX 18368 H.D. Muffler 44701 Δ

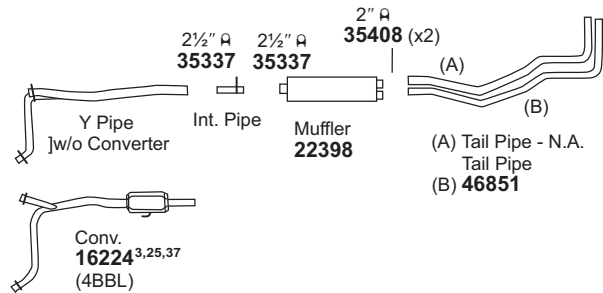
**1987 6 CYL. E350 w/4.9L ENG. - 138" W.B.,**  
**(13111) w/CONVERTER**



NOTE: If muffler has removable shield, reuse O.E. shield w/35564 strap clamp. If not reuseable, use 35567 shield w/(2) 35564 strap clamps.

For 15738: Univ. Conv. 15142#  
For 22000: SoundFX 18231 Tru-Fit 18132  
Univ. SoundFX 17842 Super Turbo 17785<sup>576</sup>  
Ultra Flo SS 17258<sup>576</sup> H.D. Muffler 22583 Δ

**1987 8 CYL. E350 w/5.8L ENG. - 138" W.B.**  
**(13112)**



NOTE: If muffler has removable shield, reuse O.E. shield w/35564 strap clamp. If not reuseable, use 35567 shield w/(2) 35564 strap clamps.

For 16224: Univ. Conv. 15142#  
For 22398: Univ. SoundFX 17876# Super Turbo 17739<sup>576</sup>  
Ultra Flo SS 17266<sup>576</sup>

31530 Gskt.																			
----------------	--	--	--	--	--	--	--	--	--	--	--	--	--	--	--	--	--	--	--

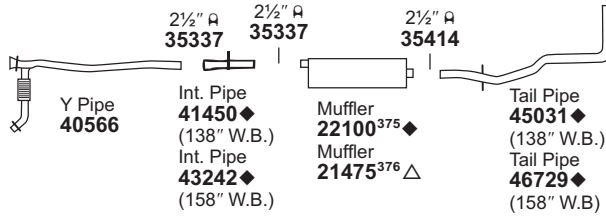
NOT LEGAL FOR SALE IN STATE OF CALIFORNIA  
IN NEW YORK STATE, CONVERTERS LISTED ARE LEGAL FOR FEDERAL/EPA EMISSION VEHICLES ONLY

- ◆ If welded assembly, replace all required parts.
- Δ H.D. Arc-welded construction, recommended for commercial use.
- # Modifications and/or additional parts required.
- 3 May require 35574 Air Tube Kit for installation.
- 25 Replaces multiple O.E. Converters. Only failed Converters may be replaced. See Catalytic Converter Installation Guide.
- 928 29 Install supplied Plug in front Air Tap.

- 37 Fits All Emissions Vehicles.
- 61 Cut to fit.
- 375 Regular Duty Muffler.
- 376 Heavy Duty Muffler.
- 576 For installation instructions and additional parts required, see the Cross Reference Chart in the Master Catalog.

# LIGHT TRUCK

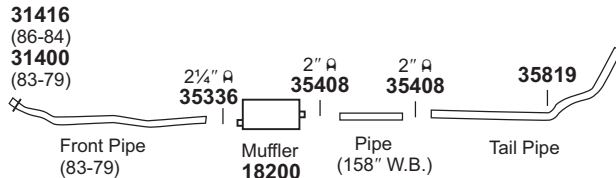
**1987 8 CYL. E350 w/6.9L DIESEL ENG. - 138", (13113) 158" W.B.**



**NOTE: Reuse existing shields. If not reuseable, O.E. parts are required.**

For 22100: SoundFX 18209 Super Turbo 17733# H.D. Muffler 21475△  
Univ. SoundFX 17197 Ultra Flo SS 17283#

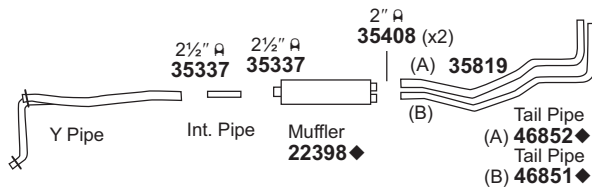
**1986-79 6 CYL. E350 w/4.9L ENG. - 138", (13114) 158" W.B., FEDERAL EMISSIONS**



**NOTE: If muffler has removable shield, reuse O.E. shield w/35564 strap clamp. If not reuseable, use 35567 shield w/(2) 35564 strap clamps.**

For 18200: Tru-Fit 18111<sup>61</sup> Super Turbo 17747# Univ. SoundFX 17869

**1986-84 8 CYL. E350 w/5.8L ENG., 4BBL - (13115) 138" W.B.**



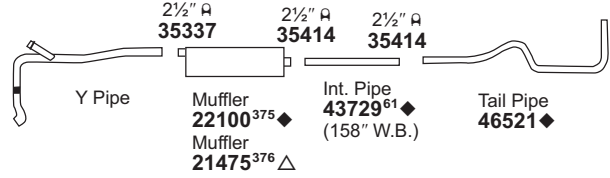
**NOTE: If muffler has removable shield, reuse O.E. shield w/35564 strap clamp. If not reuseable, use 35567 shield w/(2) 35564 strap clamps.**

For 22398: Univ. SoundFX 17876# Ultra Flo SS 17266<sup>576</sup> Super Turbo 17739<sup>576</sup>

31400 Gskt.	31416 Gskt.	35819 Hngr.											

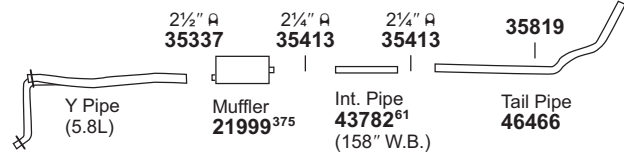
**FORD E-350 - Econoline/Club Wagon - 1 Ton (Van, Bus)**

**1986-83 8 CYL. E350 w/6.9L DIESEL ENG. - 138", (13116) 158" W.B.**



For 22100: SoundFX 18209 Super Turbo 17733# H.D. Muffler 21475△ Univ. SoundFX 17197 Ultra Flo SS 17283#

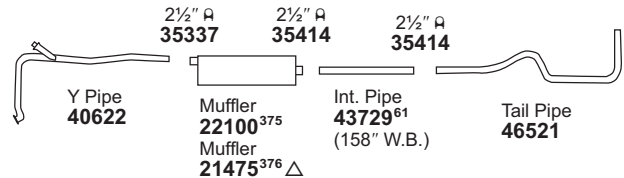
**1985-82 8 CYL. E350 w/5.8L, 6.6L ENG., 2BBL - (13117) 138", 158" W.B.**



**NOTE: If muffler has removable shield, reuse O.E. shield w/35564 strap clamp. If not reuseable, use 35567 shield w/(2) 35564 strap clamps.**

For 21999: Tru-Fit 18109 Super Turbo 17748# Univ. SoundFX 17827# Ultra Flo SS 17289#

**1984-75 8 CYL. E350 w/7.5L (460 C.I.D.) ENG. - (13118) 138", 158" W.B., FEDERAL EMISSIONS**



**NOTE: Reuse existing shields. If not reuseable, O.E. parts are required.**

For 22100: SoundFX 18209 Super Turbo 17733# H.D. Muffler 21475△ Univ. SoundFX 17197 Ultra Flo SS 17283#

**NOT LEGAL FOR SALE IN STATE OF CALIFORNIA  
IN NEW YORK STATE, CONVERTERS LISTED ARE LEGAL FOR FEDERAL/EPA EMISSION VEHICLES ONLY**

- ◆ If welded assembly, replace all required parts.
- △ H.D. Arc-welded construction, recommended for commercial use.
- # Modifications and/or additional parts required.
- 61 Cut to fit.

- 375 Regular Duty Muffler.
- 376 Heavy Duty Muffler.
- 576 For installation instructions and additional parts required, see the Cross Reference Chart in the Master Catalog.

GENERAL INFORMATION

PASSENGER CAR

LIGHT TRUCK

MUFFLER SPECS.

OPTIONAL MUFFLERS

CONVERTER SPECS.

ACCESSORIES

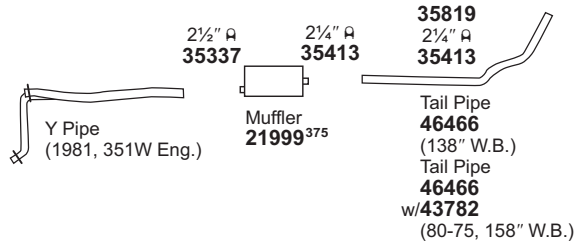
FOOTNOTES

# LIGHT TRUCK

## FORD

E-350 - Econoline/Club Wagon - 1 Ton  
(Van, Bus)

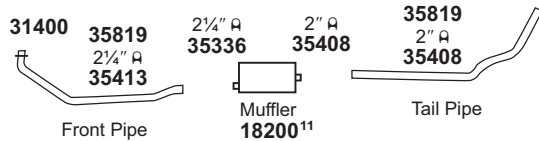
1981-80 8 CYL. E350 w/5.8L (351 C.I.D.), 6.6L (400 C.I.D.) ENG., w/o CONVERTER - 138", 158" W.B.  
1979-75 8 CYL. E350 w/5.8L (351 C.I.D.) - 138", 158" W.B. (13119)



**NOTE:** If muffler has removable shield, reuse O.E. shield w/35564 strap clamp.  
If not reuseable, use 35567 shield w/(2) 35564 strap clamps.

For 21999: Tru-Fit 18109 Super Turbo 17748# Univ. SoundFX 17827# Ultra Flo SS 17289#

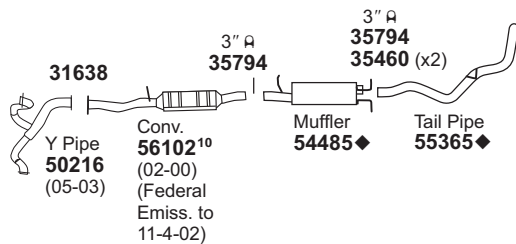
1978-75 6 CYL. E-350 w/4.9L (300 C.I.D.) ENG., w/o CONVERTER (13120)



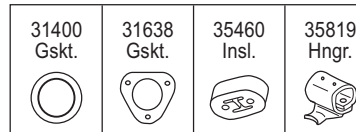
For 18200: Tru-Fit 18111<sup>61</sup> Super Turbo 17747# Univ. SoundFX 17869

## FORD Excursion

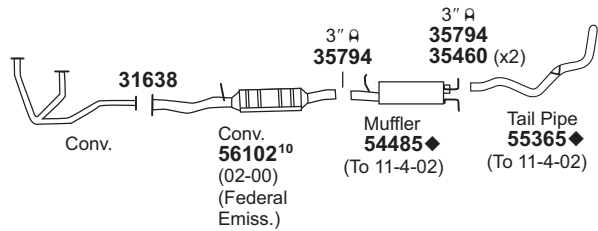
2005-00 10 CYL. EXCURSION w/6.8L ENG. (13121)



**DYNOMAX** SYSTEM AVAILABLE, See DynoMax Catalog



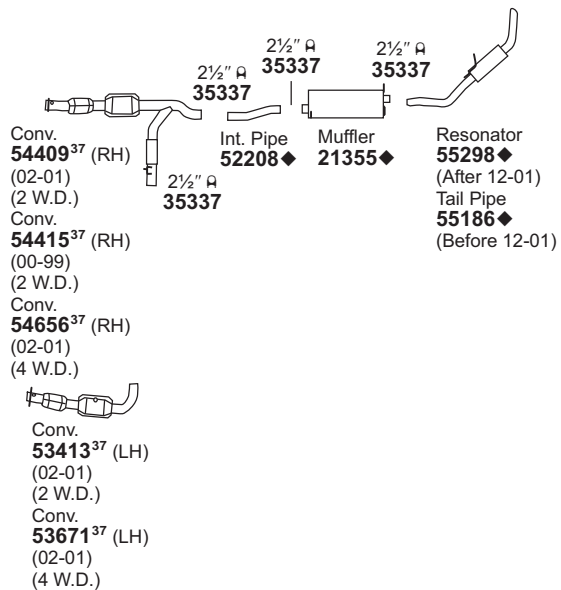
2003-00 8 CYL. EXCURSION w/5.4L ENG. (13122)



**DYNOMAX** SYSTEM AVAILABLE, See DynoMax Catalog

## FORD Expedition

2002-99 8 CYL. EXPEDITION w/4.6L ENG. (13123)



**DYNOMAX** SYSTEM AVAILABLE, See DynoMax Catalog

For 21355: SoundFX 18914 Super Turbo 17734# Ultra Flo SS 17258<sup>576</sup>

NOT LEGAL FOR SALE IN STATE OF CALIFORNIA

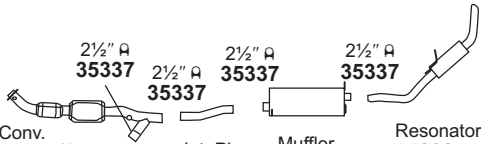
IN NEW YORK STATE, CONVERTERS LISTED ARE LEGAL FOR FEDERAL/EPA EMISSION VEHICLES ONLY

- ◆ If welded assembly, replace all required parts.
- # Modifications and/or additional parts required.
- 10 Fits Federal/EPA Emission Vehicles.
- 11 Exc. anti-noise law areas.
- 37 Fits All Emissions Vehicles.

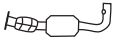
- 61 Cut to fit.
- 375 Regular Duty Muffler.
- 576 For installation instructions and additional parts required, see the Cross Reference Chart in the Master Catalog.

# LIGHT TRUCK

**2002-99 8 CYL. EXPEDITION w/5.4L ENG. (13124)**



Conv. **54396**<sup>10</sup> (RH) (02-01) (4 W.D.) (Federal Emiss.)  
 Conv. **54406**<sup>37</sup> (RH) (02-99) (2 W.D.)  
 Conv. **54401**<sup>37</sup> (RH) (00-99) (4 W.D.)

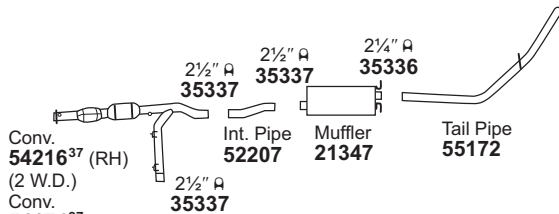


Conv. **54490**<sup>37</sup> (LH) (02-01) (2 W.D.)  
 Conv. **54397**<sup>10</sup> (LH) (02-01) (4 W.D.) (Federal Emiss.)  
 Conv. **54405**<sup>37</sup> (LH) (00-99) (2 W.D.)  
 Conv. **53411**<sup>37</sup> (LH) (00-99) (4 W.D.)

**DYNOMAX** SYSTEM AVAILABLE, See DynoMax Catalog

For 21355: SoundFX 18914 Super Turbo 17734#  
 Ultra Flo SS 17258<sup>576</sup>

**1998-97 8 CYL. EXPEDITION w/4.6L ENG. (13125)**



Conv. **54216**<sup>37</sup> (RH) (2 W.D.)  
 Conv. **54174**<sup>37</sup> (RH) (4 W.D.)

Conv. **53232**<sup>37</sup> (LH) (2 W.D.)  
 Conv. **53206**<sup>37</sup> (LH) (4 W.D.)

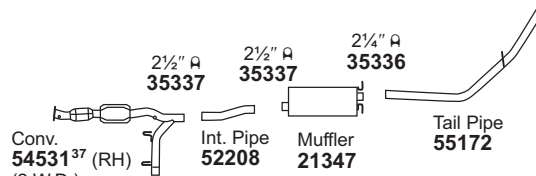
**DYNOMAX** SYSTEM AVAILABLE, See DynoMax Catalog

For 21347: SoundFX 18921 Super Turbo 17734#  
 Ultra Flo SS 17258<sup>576</sup>



## FORD Expedition

**1998-97 8 CYL. EXPEDITION w/5.4L ENG. (13126)**



Conv. **54531**<sup>37</sup> (RH) (2 W.D.)  
 Conv. **54270**<sup>37</sup> (RH) (4 W.D.)

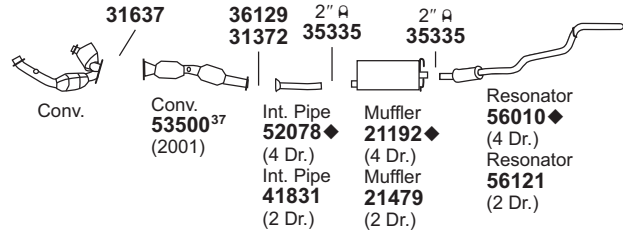
Conv. **53520**<sup>37</sup> (LH) (2 W.D.)  
 Conv. **53273**<sup>37</sup> (LH) (4 W.D.)

**DYNOMAX** SYSTEM AVAILABLE, See DynoMax Catalog

For 21347: SoundFX 18921 Super Turbo 17734#  
 Ultra Flo SS 17258<sup>576</sup>

## FORD Explorer

**2001-00 6 CYL. EXPLORER w/4.0L ENG. (13127) (AFTER 12-99) ENG. CODE E**



Conv. **31637**  
 Conv. **53500**<sup>37</sup> (2001)  
 Int. Pipe **52078** (4 Dr.)  
 Int. Pipe **41831** (2 Dr.)  
 Muffler **21192** (4 Dr.)  
 Muffler **21479** (2 Dr.)  
 Resonator **56010** (4 Dr.)  
 Resonator **56121** (2 Dr.)

For 21192: SoundFX 18573

GENERAL INFORMATION

PASSENGER CAR

LIGHT TRUCK

MUFFLER SPECS.

OPTIONAL MUFFLERS

CONVERTER SPECS.

ACCESSORIES

FOOTNOTES

NOT LEGAL FOR SALE IN STATE OF CALIFORNIA  
 IN NEW YORK STATE, CONVERTERS LISTED ARE LEGAL FOR FEDERAL/EPA EMISSION VEHICLES ONLY

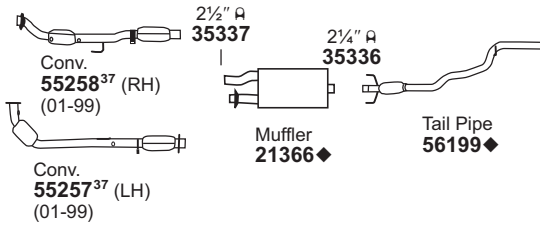
◆ If welded assembly, replace all required parts.  
 # Modifications and/or additional parts required.  
 10 Fits Federal/EPA Emission Vehicles.

37 Fits All Emissions Vehicles.  
 576 For installation instructions and additional parts required, see the Cross Reference Chart in the Master Catalog.

# LIGHT TRUCK

## FORD Explorer

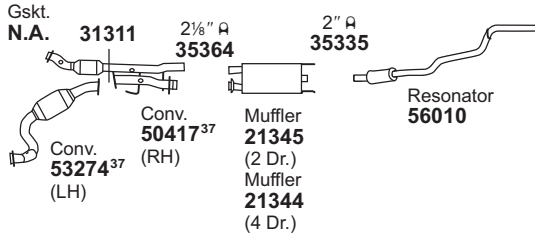
**2001-98 8 CYL. EXPLORER w/5.0L ENG. (13128)**



**DYNOMAX** SYSTEM AVAILABLE, See DynoMax Catalog

For 21366: SoundFX 18909

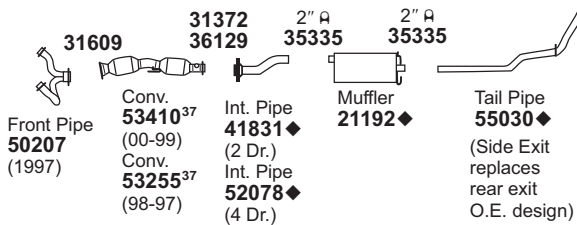
**2000-97 6 CYL. EXPLORER w/4.0L ENG., SOHC (13129)**



**DYNOMAX** SYSTEM AVAILABLE, See DynoMax Catalog

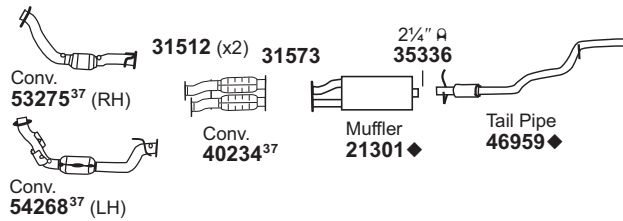
For 21344: SoundFX 18564  
 For 21345: SoundFX 18593  
 For 50417: Univ. Conv. 93237#  
 For 53274: Univ. Conv. 93237#

**2000-97 6 CYL. EXPLORER w/4.0L ENG., OHV, ENG. CODE X (13130)**



For 21192: SoundFX 18573  
 For 53255: Univ. Conv. 93238#  
 For 53410: Univ. Conv. 93238#

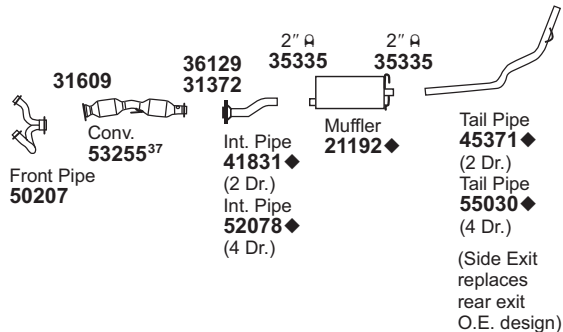
**1998-96 8 CYL. EXPLORER w/5.0L ENG. (13131)**



**DYNOMAX** SYSTEM AVAILABLE, See DynoMax Catalog

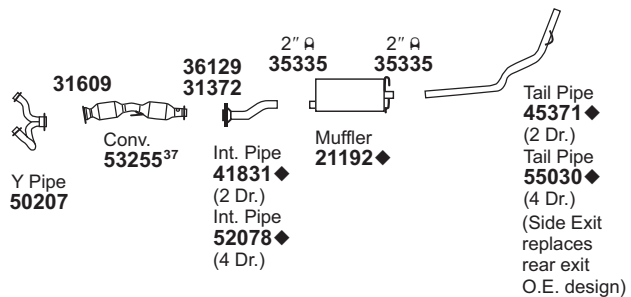
For 21301: SoundFX 18815  
 For 40234: Univ. Conv. 93237#  
 For 53275: Univ. Conv. 93237#  
 For 54268: Univ. Conv. 93237#

**1996 6 CYL. EXPLORER w/4.0L ENG. (13132)**



For 21192: SoundFX 18573  
 For 53255: Univ. Conv. 93238#

**1995 6 CYL. EXPLORER w/4.0L ENG. (13133)**



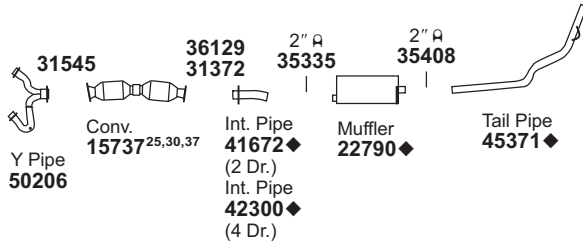
For 21192: SoundFX 18573  
 For 53255: Univ. Conv. 93238#

31311 Gskt.	31372 Gskt.	31512 Gskt.	31573 Gskt.	31609 Gskt.	36129 Bolt Kit								

NOT LEGAL FOR SALE IN STATE OF CALIFORNIA  
 IN NEW YORK STATE, CONVERTERS LISTED ARE LEGAL FOR FEDERAL/EPA EMISSION VEHICLES ONLY

# LIGHT TRUCK

**1994-93 6 CYL. EXPLORER w/4.0L ENG. (13134)**

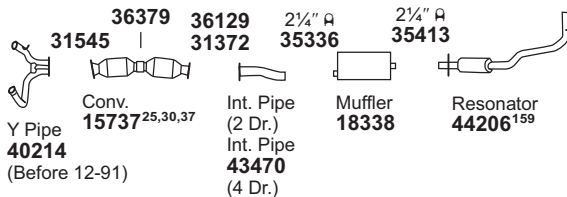


**DYNOMAX** SYSTEM AVAILABLE, See DynoMax Catalog

For 22790: SoundFX 18224

Univ. SoundFX 17820#

**1992-91 6 CYL. EXPLORER w/4.0L ENG. (13135)**



**NOTE: Reuse existing shields. If not reuseable, 35567 shield and (2) 35564 straps are required.**

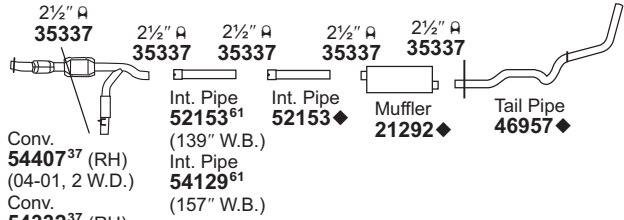
For 18338: Tru-Fit 18113

Univ. SoundFX 17800#

31372 Gskt.	31545 Gskt.	36129 Bolt Kit	36379 Hngr.						

**FORD**  
Pickup 1/2 Ton - 2 & 4 W.D.

**2004 6 CYL. F150 HERITAGE w/4.2L ENG. - 120", 139", 157" W.B.**  
**2003-99 6 CYL. F150 w/4.2L ENG. - 120", 139", 157" W.B. (13136)**



Conv. **54407**<sup>37</sup> (RH)  
(04-01, 2 W.D.)  
Int. Pipe **54129**<sup>61</sup>  
(157" W.B.)  
Conv. **54332**<sup>37</sup> (RH)  
(00-99, 2 W.D.)

Conv. **53412**<sup>37</sup> (LH)  
(04-01, 2 W.D.)  
Conv. **53338**<sup>37</sup> (LH)  
(00-99, 2 W.D.)

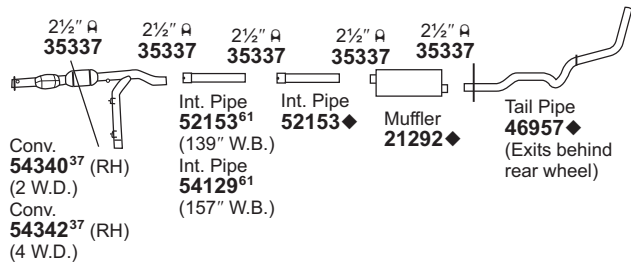
**DYNOMAX** SYSTEM AVAILABLE, See DynoMax Catalog

For 21292: SoundFX 18577

Super Turbo 17734#

Ultra Flo SS 17258<sup>576</sup>

**2000-99 8 CYL. F150 w/4.6L ENG. - 120", 139", 157" W.B. (13137)**



Conv. **54340**<sup>37</sup> (RH)  
(2 W.D.)  
Int. Pipe **54129**<sup>61</sup>  
(157" W.B.)  
Conv. **54342**<sup>37</sup> (RH)  
(4 W.D.)

Conv. **53347**<sup>37</sup> (LH)  
(2 W.D.)  
Conv. **53348**<sup>37</sup> (LH)  
(4 W.D.)

**DYNOMAX** SYSTEM AVAILABLE, See DynoMax Catalog

For 21292: SoundFX 18577

Super Turbo 17734#

Ultra Flo SS 17258<sup>576</sup>

GENERAL INFORMATION

PASSENGER CAR

LIGHT TRUCK

MUFFLER SPECS.

OPTIONAL MUFFLERS

CONVERTER SPECS.

ACCESSORIES

FOOTNOTES

**NOT LEGAL FOR SALE IN STATE OF CALIFORNIA**  
**IN NEW YORK STATE, CONVERTERS LISTED ARE LEGAL FOR FEDERAL/EPA EMISSION VEHICLES ONLY**

- ◆ If welded assembly, replace all required parts.
- # Modifications and/or additional parts required.
- 25 Replaces multiple O.E. Converters. Only failed Converters may be replaced. See Catalytic Converter Installation Guide.
- 30 Y-Pipe must be cut 1/2 from face of Flange. (See Direct-Fit Illustration)
- 37 Fits All Emissions Vehicles.

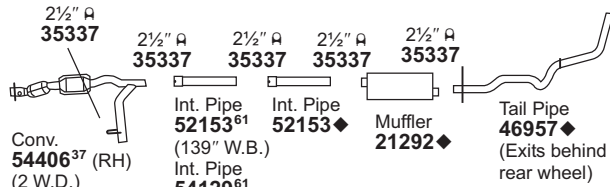
- 61 Cut to fit.
- 159 Must remove bottom shock bolt and swing shock away for proper installation, than rebolt shock.
- 576 For installation instructions and additional parts required, see the Cross Reference Chart in the Master Catalog.

# LIGHT TRUCK

## FORD

Pickup 1/2 Ton - 2 & 4 W.D.

**2000-99 8 CYL. F150 w/5.4L ENG. - 120", 139",  
(13138) 157" W.B. (EXC. LIGHTNING)**



Conv. **54406**<sup>37</sup> (RH)  
(2 W.D.)  
(4R100 Trans.)  
Conv. **54401**<sup>37</sup> (RH)  
(4 W.D.)  
(4R100 Trans.)  
Conv. **54524**<sup>37</sup> (RH)  
(4 W.D.)  
(4R70W Trans.)  
(2000)

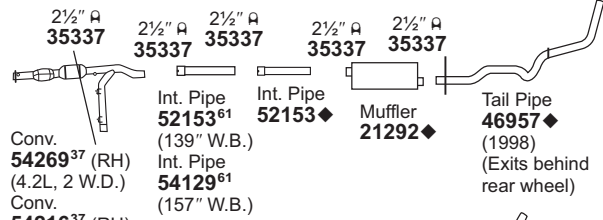
Conv. **54405**<sup>37</sup> (LH)  
(2 W.D.)  
(4R100 Trans.)  
Conv. **53411**<sup>37</sup> (LH)  
(4 W.D.)  
(4R100 Trans.)  
Conv. **53514**<sup>37</sup> (LH)  
(4 W.D.)  
(4R70W Trans.)  
(2000)

**DYNOMAX** SYSTEM AVAILABLE, See DynoMax Catalog

For 21292: **SoundFX 18577**  
**Ultra Flo SS 17258**<sup>576</sup>

**Super Turbo 17734**#

**1998-97 6-8 CYL. F150 w/4.2L, 4.6L, 5.4L ENG. -  
120", 139", 157" W.B. (EXC.  
LIGHTNING)**  
(13139)



Conv. **54269**<sup>37</sup> (RH)  
(4.2L, 2 W.D.)  
Conv. **54216**<sup>37</sup> (RH)  
(4.6L, 2 W.D.)  
Conv. **54174**<sup>37</sup> (RH)  
(4.6L, 4 W.D.)  
Conv. **54531**<sup>37</sup> (RH)  
(5.4L, 2 W.D.)  
Conv. **54270**<sup>37</sup> (RH)  
(1998)  
(5.4L, 4 W.D.)

Conv. **53272**<sup>37</sup> (LH)  
(4.2L, 2 W.D.)  
Conv. **53232**<sup>37</sup> (LH)  
(4.6L, 2 W.D.)  
Conv. **53206**<sup>37</sup> (LH)  
(4.6L, 4 W.D.)  
Conv. **53520**<sup>37</sup> (LH)  
(5.4L, 2 W.D.)  
Conv. **53273**<sup>37</sup> (LH)  
(1998)  
(5.4L, 4 W.D.)

Int. Pipe **52153**<sup>61</sup>  
(139" W.B.)  
Int. Pipe **54129**<sup>61</sup>  
(157" W.B.)  
Muffler **21292**◆  
Tail Pipe **46957**◆  
(1998)  
(Exits behind rear wheel)  
Tail Pipe **53146**◆  
(1997)  
(Exits in front of rear wheel)

**DYNOMAX** SYSTEM AVAILABLE, See DynoMax Catalog

For 21292: **SoundFX 18577**  
**Ultra Flo SS 17258**<sup>576</sup>

**Super Turbo 17734**#

NOT LEGAL FOR SALE IN STATE OF CALIFORNIA  
IN NEW YORK STATE, CONVERTERS LISTED ARE LEGAL FOR FEDERAL/EPA EMISSION VEHICLES ONLY

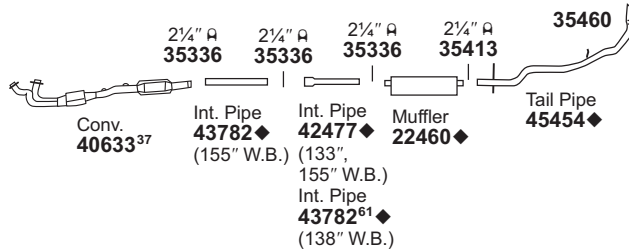
◆ If welded assembly, replace all required parts.  
# Modifications and/or additional parts required.  
934 37 Fits All Emissions Vehicles.

61 Cut to fit.  
576 For installation instructions and additional parts required, see the Cross Reference Chart in the Master Catalog.



# LIGHT TRUCK

**1996 6 CYL. F150 w/4.9L ENG. - 116", 133", (13140) 138", 155" W.B.**

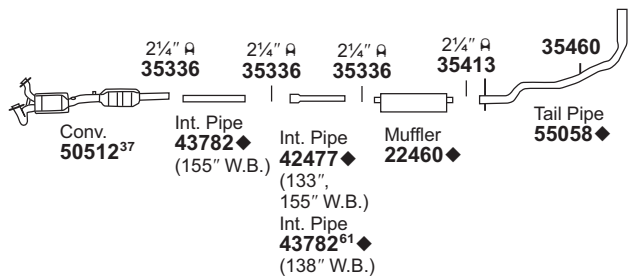


**DYNOMAX** SYSTEM AVAILABLE, See DynoMax Catalog

For 22460: SoundFX 18245  
Univ. SoundFX 17837  
Glasspack 24090

Tru-Fit 18156  
Super Turbo 17732#  
H.D. Muffler 22382△

**1996 8 CYL. F150 w/5.0L ENG. - 116", 138", (13141) 155" W.B.**



**DYNOMAX** SYSTEM AVAILABLE, See DynoMax Catalog

For 22460: SoundFX 18245  
Univ. SoundFX 17837  
Glasspack 24090

For 50512: Univ. Conv. 93303#

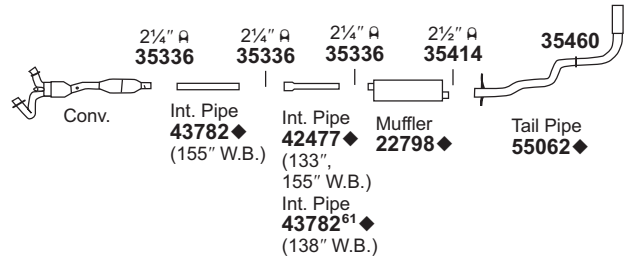
Tru-Fit 18156  
Super Turbo 17732#  
H.D. Muffler 22382△

35460  
Insl.



**FORD**  
Pickup 1/2 Ton - 2 & 4 W.D.

**1996 8 CYL. F150 w/5.8L ENG. - 116", 133", (13142) 138", 155" W.B.**

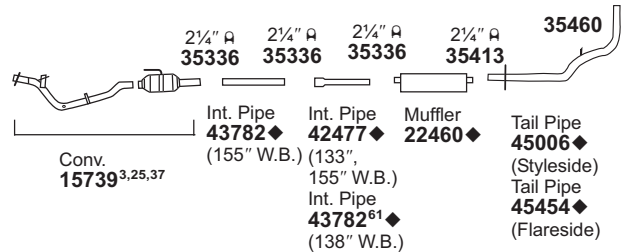


**DYNOMAX** SYSTEM AVAILABLE, See DynoMax Catalog

For 22798: Tru-Fit 18156<sup>506</sup>  
Super Turbo 17732#

Univ. SoundFX 17837#

**1995-87 6 CYL. F-150 w/4.9L ENG. - 116", 133", (13143) 138", 155" W.B., w/CONVERTER**



**NOTE: If muffler has removable shield, reuse O.E. shield w/35564 strap clamp. If not reuseable, use 35567 shield w/(2) 35564 strap clamps.**

**DYNOMAX** SYSTEM AVAILABLE, See DynoMax Catalog

For 15739: Univ. Conv. 15142#

For 22460: SoundFX 18245  
Univ. SoundFX 17837  
Glasspack 24090

Tru-Fit 18156  
Super Turbo 17732#  
H.D. Muffler 22382△

GENERAL INFORMATION

PASSENGER CAR

LIGHT TRUCK

MUFFLER SPECS.

OPTIONAL MUFFLERS

CONVERTER SPECS.

ACCESSORIES

FOOTNOTES

**NOT LEGAL FOR SALE IN STATE OF CALIFORNIA  
IN NEW YORK STATE, CONVERTERS LISTED ARE LEGAL FOR FEDERAL/EPA EMISSION VEHICLES ONLY**

- ◆ If welded assembly, replace all required parts.
- △ H.D. Arc-welded construction, recommended for commercial use.
- # Modifications and/or additional parts required.
- 3 May require 35574 Air Tube Kit for installation.

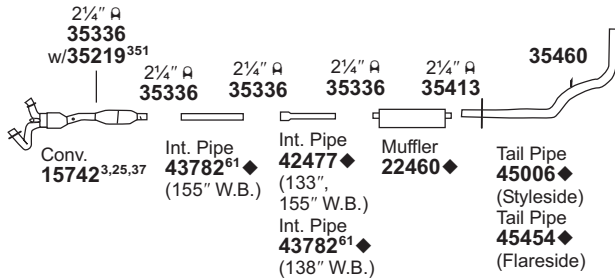
- 25 Replaces multiple O.E. Converters. Only failed Converters may be replaced. See Catalytic Converter Installation Guide.
- 37 Fits All Emissions Vehicles.
- 61 Cut to fit.
- 506 Requires 41962 Bushing & (1) Extra 35413 (2 1/4") Clamp.

# LIGHT TRUCK

## FORD

Pickup 1/2 Ton - 2 & 4 W.D.

**1995-87 8 CYL. F-150 w/5.0L ENG. - 116", 133", 138", 155" W.B., w/CONVERTER (13144)**



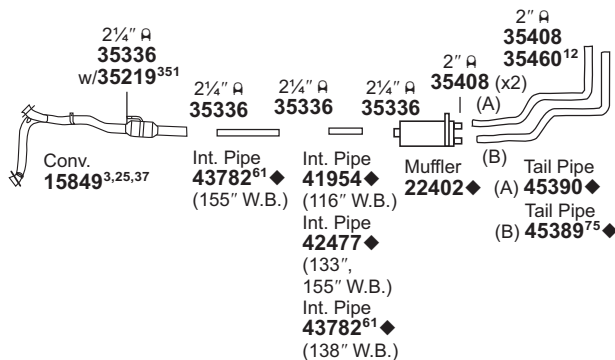
**NOTE:** If muffler has removable shield, reuse O.E. shield w/35564 strap clamp.  
If not reuseable, use 35567 shield w/(2) 35564 strap clamps.

**DYNOMAX** SYSTEM AVAILABLE, See DynoMax Catalog

For 15742: Univ. Conv. 15142#

For 22460: SoundFX 18245 Tru-Fit 18156  
Univ. SoundFX 17837 Super Turbo 17732#  
Glasspack 24090 H.D. Muffler 22382△

**1995-87 8 CYL. F-150 w/5.8L ENG. - 116", 133", 138", 155" W.B. w/CONVERTER (EXC. FLARESIDE MODELS) (13145)**



**NOTE:** If muffler has removable shield, reuse O.E. shield w/35564 strap clamp.  
If not reuseable, use 35567 shield w/(2) 35564 strap clamps.

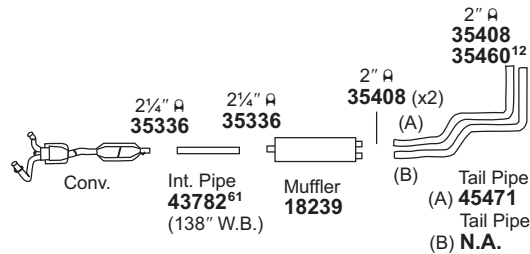
**DYNOMAX** SYSTEM AVAILABLE, See DynoMax Catalog

For 15849: Univ. Conv. 15142#

For 22402: SoundFX 18239<sup>564</sup> Univ. SoundFX 17876#  
H.D. Muffler 22382△

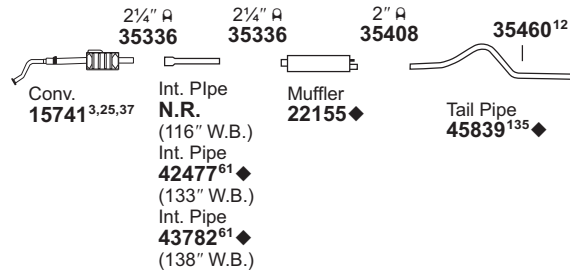


**1995-93 8 CYL. F-150 FLARESIDE MODELS w/5.8L EFI ENG. - 116", 138" W.B. (13146)**



For 18239: Univ. SoundFX 17876#

**1986-84 6 CYL. F-150 w/4.9L ENG. - 116", 133", 138" W.B., w/CONVERTER (13147)**

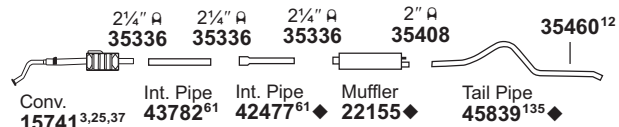


**NOTE:** If muffler has removable shield, reuse O.E. shield w/35564 strap clamp.  
If not reuseable, use 35567 shield w/(2) 35564 strap clamps.

For 15741: Univ. Conv. 15141#

For 22155: SoundFX 18319 Tru-Fit 18170<sup>522</sup>  
Univ. SoundFX 17868 Super Turbo 17732#  
H.D. Muffler 22582△

**1986-84 6 CYL. F-150 w/4.9L - 155" W.B., w/CONVERTER (13148)**



**NOTE:** If muffler has removable shield, reuse O.E. shield w/35564 strap clamp.  
If not reuseable, use 35567 shield w/(2) 35564 strap clamps.

**DYNOMAX** SYSTEM AVAILABLE, See DynoMax Catalog

For 15741: Univ. Conv. 15141#

For 22155: SoundFX 18319 Tru-Fit 18170<sup>522</sup>  
Univ. SoundFX 17868 Super Turbo 17732#  
H.D. Muffler 22582△

NOT LEGAL FOR SALE IN STATE OF CALIFORNIA

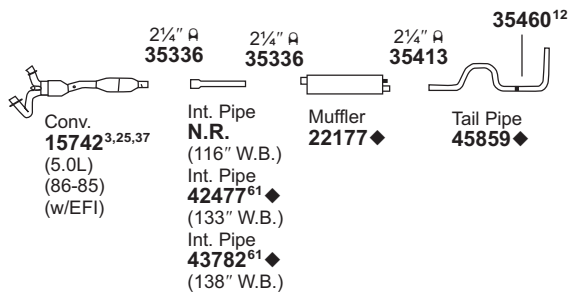
IN NEW YORK STATE, CONVERTERS LISTED ARE LEGAL FOR FEDERAL/EPA EMISSION VEHICLES ONLY

- ◆ If welded assembly, replace all required parts.
- △ H.D. Arc-welded construction, recommended for commercial use.
- # Modifications and/or additional parts required.
- 3 May require 35574 Air Tube Kit for installation.
- 12 Rivet must be drilled out of O.E. Hanger.
- 25 Replaces multiple O.E. Converters. Only failed Converters may be replaced. See Catalytic Converter Installation Guide.

- 37 Fits All Emissions Vehicles.
- 61 Cut to fit.
- 75 Requires (1) 35408 (2") Clamp to attach to Bracket on Outer Pipe.
- 135 Pipe w/Rod Style Bracket.
- 351 Replaces O.E. Bracket.
- 522 Requires 35003 Bracket.
- 564 Requires 35168 Bracket.

# LIGHT TRUCK

**1986-84 8 CYL. F-150 w/5.0L, 5.8L, 2BBL & EFI ENG. - 116", 133", 138" W.B., 4 W.D.**  
**1983 8 CYL. F-150 w/5.8L ENG. - 116", 133" W.B., 4 W.D.**  
**(13149)**

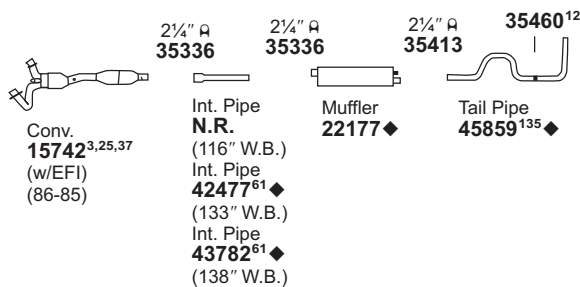


**NOTE: If muffler has removable shield, reuse O.E. shield w/35564 strap clamp. If not reuseable, use 35567 shield w/(2) 35564 strap clamps.**

For 15742: Univ. Conv. 15142#  
 For 22177: SoundFX 18298  
 Univ. SoundFX 17878  
 Glasspack 24090<sup>511,519</sup>

Tru-Fit 18142<sup>522</sup>  
 Super Turbo 17732#  
 H.D. Muffler 22382△

**1986-84 8 CYL. F-150 w/5.0L, 2BBL & EFI - 116", 133", 138" W.B., 2 W.D.**  
**(13150)**



**NOTE: If muffler has removable shield, reuse O.E. shield w/35564 strap clamp. If not reuseable, use 35567 shield w/(2) 35564 strap clamps.**

For 15742: Univ. Conv. 15142#  
 For 22177: SoundFX 18298  
 Univ. SoundFX 17878  
 Glasspack 24090<sup>511,519</sup>

Tru-Fit 18142<sup>522</sup>  
 Super Turbo 17732#  
 H.D. Muffler 22382△

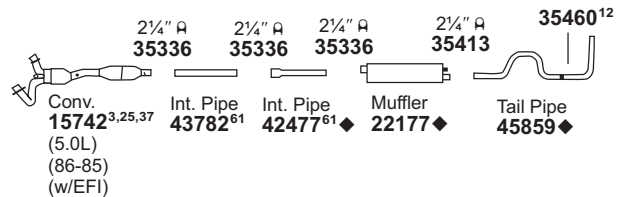
35460 Insl.																			
----------------	--	--	--	--	--	--	--	--	--	--	--	--	--	--	--	--	--	--	--

**NOT LEGAL FOR SALE IN STATE OF CALIFORNIA  
 IN NEW YORK STATE, CONVERTERS LISTED ARE LEGAL FOR FEDERAL/EPA EMISSION VEHICLES ONLY**

- ◆ If welded assembly, replace all required parts.
- △ H.D. Arc-welded construction, recommended for commercial use.
- # Modifications and/or additional parts required.
- 3 May require 35574 Air Tube Kit for installation.
- 12 Rivet must be drilled out of O.E. Hanger.
- 25 Replaces multiple O.E. Converters. Only failed Converters may be replaced. See Catalytic Converter Installation Guide.

## FORD Pickup ½ Ton - 2 & 4 W.D.

**1986-84 8 CYL. F-150 w/5.0L, 5.8L, 2BBL & EFI ENG. - 155" W.B., 4 W.D., w/CONVERTER**  
**1983 8 CYL. F-150 w/5.8L ENG. - 155" W.B., 4 W.D., w/CONVERTER**  
**(13151)**



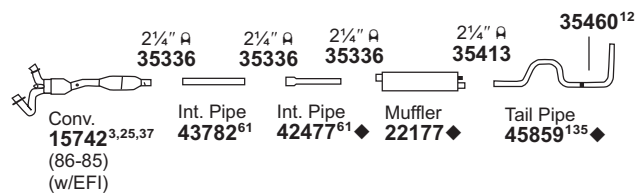
**NOTE: If muffler has removable shield, reuse O.E. shield w/35564 strap clamp. If not reuseable, use 35567 shield w/(2) 35564 strap clamps.**

**DYNOMAX** SYSTEM AVAILABLE, See DynoMax Catalog

For 15742: Univ. Conv. 15142#  
 For 22177: SoundFX 18298  
 Univ. SoundFX 17878  
 Glasspack 24090<sup>511,519</sup>

Tru-Fit 18142<sup>522</sup>  
 Super Turbo 17732#  
 H.D. Muffler 22382△

**1986-84 8 CYL. F-150 w/5.0L, 2BBL & EFI ENG.- 155" W.B., 2 W.D.**  
**(13152)**



**NOTE: If muffler has removable shield, reuse O.E. shield w/35564 strap clamp. If not reuseable, use 35567 shield w/(2) 35564 strap clamps.**

For 15742: Univ. Conv. 15142#  
 For 22177: SoundFX 18298  
 Univ. SoundFX 17878  
 Glasspack 24090<sup>511,519</sup>

Tru-Fit 18142<sup>522</sup>  
 Super Turbo 17732#  
 H.D. Muffler 22382△

GENERAL INFORMATION

PASSENGER CAR

LIGHT TRUCK

MUFFLER SPECS.

OPTIONAL MUFFLERS

CONVERTER SPECS.

ACCESSORIES

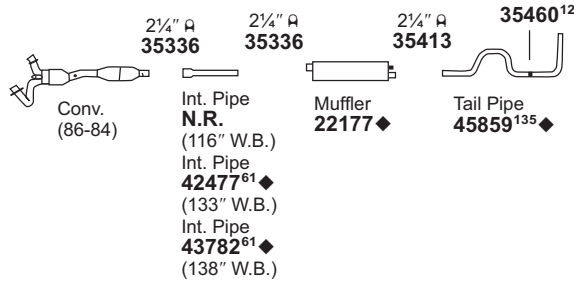
FOOTNOTES

# LIGHT TRUCK

## FORD

Pickup 1/2 Ton - 2 & 4 W.D.

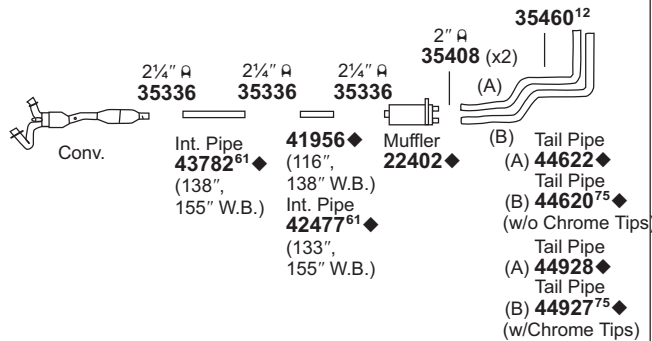
**1986-83 8 CYL. F-150 w/5.8L ENG., 2BBL - 116", 133", 138" W.B., 2 W.D., w/CONVERTER (13153)**



**NOTE: If muffler has removable shield, reuse O.E. shield w/35564 strap clamp. If not reuseable, use 35567 shield w/(2) 35564 strap clamps.**

For 22177: SoundFX 18298 Univ. SoundFX 17878 Glasspack 24090<sup>511,519</sup> Tru-Fit 18142<sup>522</sup> Super Turbo 17732# H.D. Muffler 22382 Δ

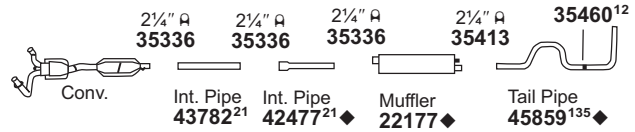
**1986-84 8 CYL. F-150 w/5.8L, 4BBL ENG. - 116", 133", 138", 155" W.B., w/CONVERTER (13154)**



**NOTE: If muffler has removable shield, reuse O.E. shield w/35564 strap clamp. If not reuseable, use 35567 shield w/(2) 35564 strap clamps.**

For 22402: SoundFX 18239<sup>564</sup> H.D. Muffler 22382 Δ Univ. SoundFX 17876#

**1986-83 8 CYL. F-150 w/5.8L ENG., 2BBL - 155" W.B., 2 W.D., w/CONVERTER (13155)**

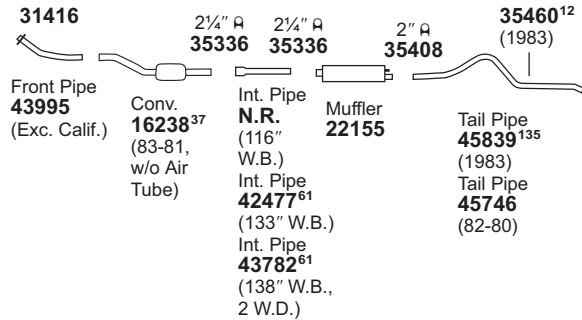


**NOTE: If muffler has removable shield, reuse O.E. shield w/35564 strap clamp. If not reuseable, use 35567 shield w/(2) 35564 strap clamps.**

For 22177: SoundFX 18298 Univ. SoundFX 17878 Glasspack 24090<sup>511,519</sup> Tru-Fit 18142<sup>522</sup> Super Turbo 17732# H.D. Muffler 22382 Δ

**1983-80 6 CYL. F-150 w/4.9L (300 C.I.D.) ENG. - 138" W.B., 2 W.D., w/CONVERTER (13156)**

**1983-80 6 CYL. F-150 w/4.9L (300 C.I.D.) ENG. - 116", 133", w/CONVERTER (13156)**



**NOTE: If muffler has removable shield, reuse O.E. shield w/35564 strap clamp. If not reuseable, use 35567 shield w/(2) 35564 strap clamps.**

For 16238: Univ. Conv. 15037# For 22155: SoundFX 18319 Univ. SoundFX 17868 H.D. Muffler 22582 Δ Tru-Fit 18170<sup>522</sup> Super Turbo 17732#

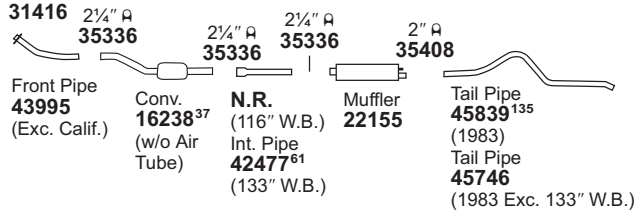
31416 Gskt.	35460 Insl.																		
-------------	-------------	--	--	--	--	--	--	--	--	--	--	--	--	--	--	--	--	--	--

**NOT LEGAL FOR SALE IN STATE OF CALIFORNIA  
IN NEW YORK STATE, CONVERTERS LISTED ARE LEGAL FOR FEDERAL/EPA EMISSION VEHICLES ONLY**

- ◆ If welded assembly, replace all required parts.
- △ H.D. Arc-welded construction, recommended for commercial use.
- # Modifications and/or additional parts required.
- 12 Rivet must be drilled out of O.E. Hanger.
- 21 Cut 2" off Outlet.
- 37 Fits All Emissions Vehicles.
- 61 Cut to fit.
- 75 Requires (1) 35408 (2") Clamp to attach to Bracket on Outer Pipe.
- 135 Pipe w/Rod Style Bracket.
- 511 Requires 35103 Hanger.
- 519 Requires 41954 Adapter on Outlet.
- 522 Requires 35003 Bracket.
- 564 Requires 35168 Bracket.

# LIGHT TRUCK

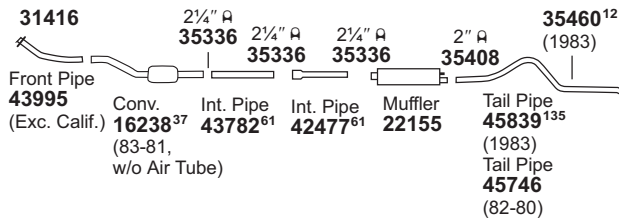
**1983-80 6 CYL. F-100 w/4.9L (300 C.I.D.) ENG. - 116", 133" W.B., 2 W.D., w/CONVERTER (13157)**



**NOTE: If muffler has removable shield, reuse O.E. shield w/35564 strap clamp. If not reuseable, use 35567 shield w/(2) 35564 strap clamps.**

For 16238: Univ. Conv. 15037#  
 For 22155: SoundFX 18319 Tru-Fit 18170<sup>522</sup>  
 Univ. SoundFX 17868 Super Turbo 17732#  
 H.D. Muffler 22582△

**1983-80 6 CYL. F-150 w/4.9L (300 C.I.D.) ENG. - 155" W.B., w/CONVERTER (13158)**



**NOTE: If muffler has removable shield, reuse O.E. shield w/35564 strap clamp. If not reuseable, use 35567 shield w/(2) 35564 strap clamps.**

For 16238: Univ. Conv. 15037#  
 For 22155: SoundFX 18319 Tru-Fit 18170<sup>522</sup>  
 Univ. SoundFX 17868 Super Turbo 17732#  
 H.D. Muffler 22582△

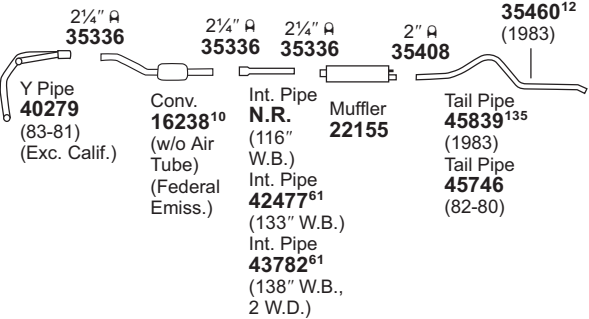
31416 Gskt.

35460 Insl.



**FORD**  
 Pickup 1/2 Ton - 2 & 4 W.D.

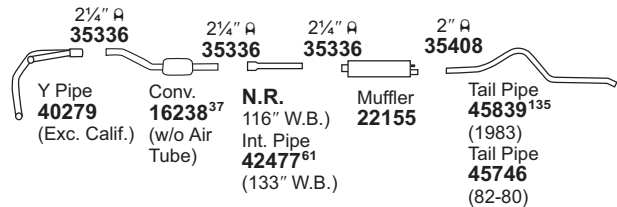
**1983-80 8 CYL. F-150 w/5.0L (302 C.I.D.) ENG. - 138" W.B., 2 W.D. (13159)**  
**1983-80 8 CYL. F-150 w/5.0L (302 C.I.D.) ENG. - 116", 133" W.B.**



**NOTE: If muffler has removable shield, reuse O.E. shield w/35564 strap clamp. If not reuseable, use 35567 shield w/(2) 35564 strap clamps.**

For 16238: Univ. Conv. 15037#  
 For 22155: SoundFX 18319 Tru-Fit 18170<sup>522</sup>  
 Univ. SoundFX 17868 Super Turbo 17732#  
 H.D. Muffler 22582△

**1983-80 8 CYL. F-100 w/4.2L (255 C.I.D.), 5.0L (302 C.I.D.) ENG. - 116", 133" W.B., 2 W.D., w/CONVERTER (13160)**



**NOTE: If muffler has removable shield, reuse O.E. shield w/35564 strap clamp. If not reuseable, use 35567 shield w/(2) 35564 strap clamps.**

For 16238: Univ. Conv. 15037#  
 For 22155: SoundFX 18319 Tru-Fit 18170<sup>522</sup>  
 Univ. SoundFX 17868 Super Turbo 17732#  
 H.D. Muffler 22582△

GENERAL INFORMATION

PASSENGER CAR

LIGHT TRUCK

MUFFLER SPECS.

OPTIONAL MUFFLERS

CONVERTER SPECS.

ACCESSORIES

FOOTNOTES

NOT LEGAL FOR SALE IN STATE OF CALIFORNIA  
 IN NEW YORK STATE, CONVERTERS LISTED ARE LEGAL FOR FEDERAL/EPA EMISSION VEHICLES ONLY

△ H.D. Arc-welded construction, recommended for commercial use.  
 # Modifications and/or additional parts required.  
 10 Fits Federal/EPA Emission Vehicles.  
 12 Rivet must be drilled out of O.E. Hanger.

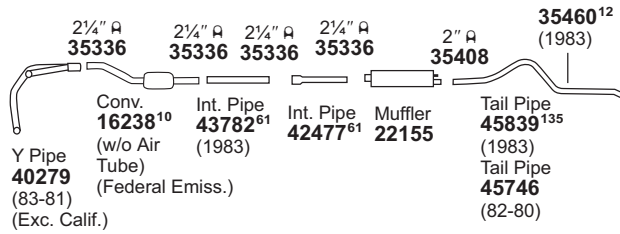
37 Fits All Emissions Vehicles.  
 61 Cut to fit.  
 135 Pipe w/Rod Style Bracket.  
 522 Requires 35003 Bracket.

# LIGHT TRUCK

## FORD

Pickup 1/2 Ton - 2 & 4 W.D.

**1983-80 8 CYL. F-150 w/5.0L (302 C.I.D.) ENG. - (13161) 155" W.B.**

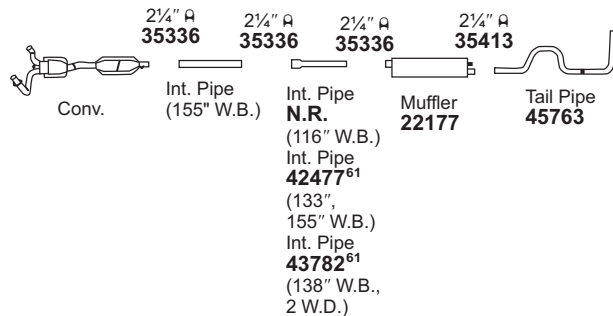


**NOTE:** If muffler has removable shield, reuse O.E. shield w/35564 strap clamp.  
If not reuseable, use 35567 shield w/(2) 35564 strap clamps.

- For 16238: Univ. Conv. 15037#
- For 22155: SoundFX 18319 Univ. SoundFX 17868 H.D. Muffler 22582△
- Tru-Fit 18170<sup>522</sup> Super Turbo 17732#

**1982 8 CYL. F-150 w/5.8L (351 C.I.D.) ENG. - 116", 133", 138", 155" W.B., w/CONVERTER**

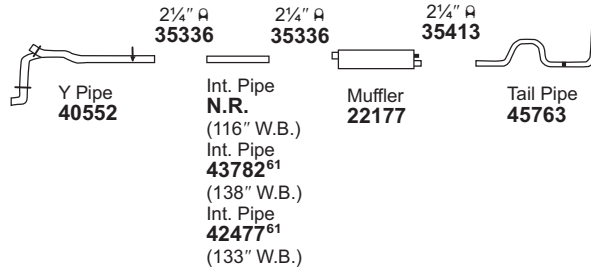
**1981 8 CYL. F-150 w/5.8L (351 C.I.D.) ENG. - 116", 133", 138", 155" W.B., CALIF., w/CONVERTER (13162)**



**NOTE:** If muffler has removable shield, reuse O.E. shield w/35564 strap clamp.  
If not reuseable, use 35567 shield w/(2) 35564 strap clamps.

- For 22177: SoundFX 18298 Univ. SoundFX 17878 Glasspack 24090<sup>511,519</sup>
- Tru-Fit 18142<sup>522</sup> Super Turbo 17732# H.D. Muffler 22382△

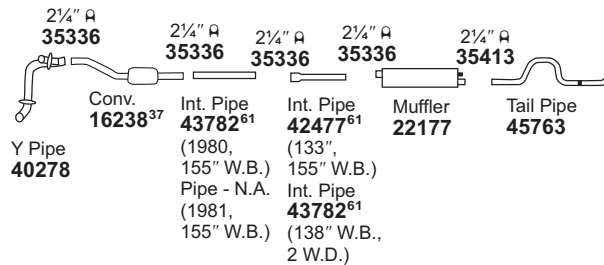
**1981-80 8 CYL. F-150 w/5.8L (351 C.I.D.) ENG. - 116", 133", 138" W.B., w/o CONVERTER (13163)**



**NOTE:** If muffler has removable shield, reuse O.E. shield w/35564 strap clamp.  
If not reuseable, use 35567 shield w/(2) 35564 strap clamps.

- For 22177: SoundFX 18298 Univ. SoundFX 17878 Glasspack 24090<sup>511,519</sup>
- Tru-Fit 18142<sup>522</sup> Super Turbo 17732# H.D. Muffler 22382△

**1981-80 8 CYL. F-150 w/5.8L (351 C.I.D.) ENG. - 116", 133", 138", 155" W.B., w/CONVERTER (1981 FEDERAL EMISSIONS) (13164)**



**NOTE:** If muffler has removable shield, reuse O.E. shield w/35564 strap clamp.  
If not reuseable, use 35567 shield w/(2) 35564 strap clamps.

- For 16238: Univ. Conv. 15037#
- For 22177: SoundFX 18298 Univ. SoundFX 17878 Glasspack 24090<sup>511,519</sup>
- Tru-Fit 18142<sup>522</sup> Super Turbo 17732# H.D. Muffler 22382△

35460 Insl.																			
-------------	--	--	--	--	--	--	--	--	--	--	--	--	--	--	--	--	--	--	--

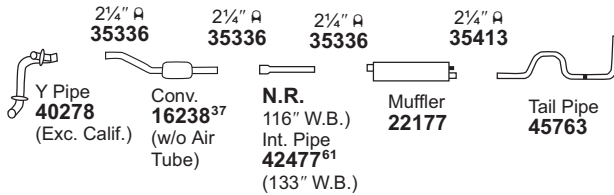
**NOT LEGAL FOR SALE IN STATE OF CALIFORNIA  
IN NEW YORK STATE, CONVERTERS LISTED ARE LEGAL FOR FEDERAL/EPA EMISSION VEHICLES ONLY**

△ H.D. Arc-welded construction, recommended for commercial use.  
# Modifications and/or additional parts required.  
10 Fits Federal/EPA Emission Vehicles.  
12 Rivet must be drilled out of O.E. Hanger.  
940 37 Fits All Emissions Vehicles.

61 Cut to fit.  
135 Pipe w/Rod Style Bracket.  
511 Requires 35103 Hanger.  
519 Requires 41954 Adapter on Outlet.  
522 Requires 35003 Bracket.

# LIGHT TRUCK

**1981 8 CYL. F-100 w/5.8L (351 C.I.D.) ENG. - 116", 133" W.B., 2 W.D., w/CONVERTER (13165)**



**NOTE: If muffler has removable shield, reuse O.E. shield w/35564 strap clamp. If not reuseable, use 35567 shield w/(2) 35564 strap clamps.**

For 16238: Univ. Conv. 15037#

For 22177: SoundFX 18298

Univ. SoundFX 17878

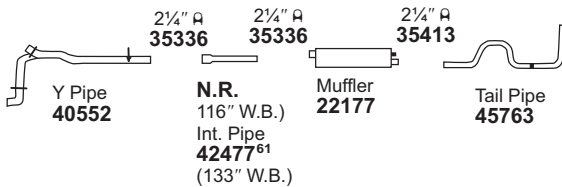
Glasspack 24090<sup>511,519</sup>

Tru-Fit 18142<sup>522</sup>

Super Turbo 17732#

H.D. Muffler 22382△

**1981 8 CYL. F-100 w/5.8L (351 C.I.D.) ENG. - 116", 133" W.B., 2 W.D., w/o CONVERTER (13166)**



**NOTE: If muffler has removable shield, reuse O.E. shield w/35564 strap clamp. If not reuseable, use 35567 shield w/(2) 35564 strap clamps.**

For 22177: SoundFX 18298

Univ. SoundFX 17878

Glasspack 24090<sup>511,519</sup>

Tru-Fit 18142<sup>522</sup>

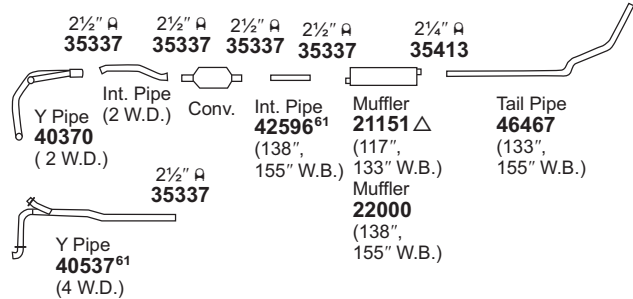
Super Turbo 17732#

H.D. Muffler 22382△

**FORD**  
 Pickup 1/2 Ton - 2 & 4 W.D.

**1979 8 CYL. F-150 w/5.8L (351 C.I.D.), 6.6L (400 C.I.D.) ENG. - 133", 138", 155" W.B., 2 W.D., w/CONVERTER (13167)**

**1979 8 CYL. F-150 w/5.8L (351 C.I.D.), 6.6L (400 C.I.D.) ENG. - 117", 133", 155" W.B., 4 W.D., w/CONVERTER (13167)**



**NOTE: MUFFLER SHIELD REQUIRES. Use 35667 shield w/(2) 35564 strap clamps.**

For 22000: SoundFX 18231

Univ. SoundFX 17842

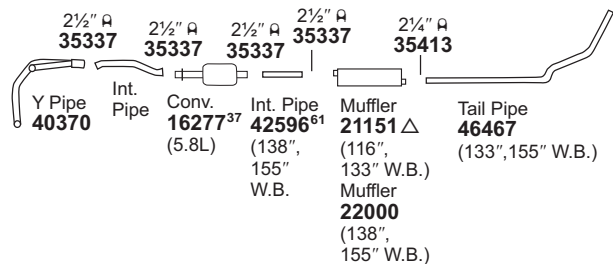
Ultra Flo SS 17258<sup>576</sup>

Tru-Fit 18132

Super Turbo 17785<sup>576</sup>

H.D. Muffler 22583△

**1979 8 CYL. F-100 w/5.8L (351 C.I.D.), 6.6L (400 C.I.D.) ENG. - 116", 133", 138", 155" W.B., 2 W.D. (13168)**



**NOTE: MUFFLER SHIELD REQUIRED. Use 35567 shield w/(2) 35564 strap clamps.**

For 16277: Univ. Conv. 15146#

For 22000: SoundFX 18231

Univ. SoundFX 17842

Ultra Flo SS 17258<sup>576</sup>

Tru-Fit 18132

Super Turbo 17785<sup>576</sup>

H.D. Muffler 22583△

**NOT LEGAL FOR SALE IN STATE OF CALIFORNIA  
 IN NEW YORK STATE, CONVERTERS LISTED ARE LEGAL FOR FEDERAL/EPA EMISSION VEHICLES ONLY**

△ H.D. Arc-welded construction, recommended for commercial use.

# Modifications and/or additional parts required.

37 Fits All Emissions Vehicles.

61 Cut to fit.

511 Requires 35103 Hanger.

519 Requires 41954 Adapter on Outlet.

522 Requires 35003 Bracket.

576 For installation instructions and additional parts required, see the Cross Reference Chart in the Master Catalog.

GENERAL INFORMATION

PASSENGER CAR

LIGHT TRUCK

MUFFLER SPECS.

OPTIONAL MUFFLERS

CONVERTER SPECS.

ACCESSORIES

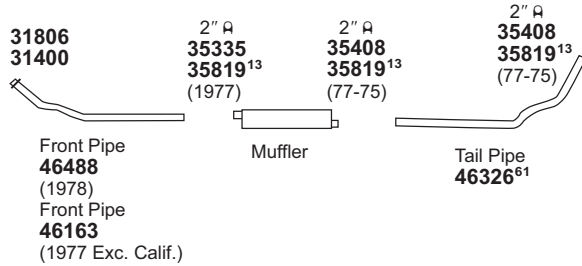
FOOTNOTES

# LIGHT TRUCK

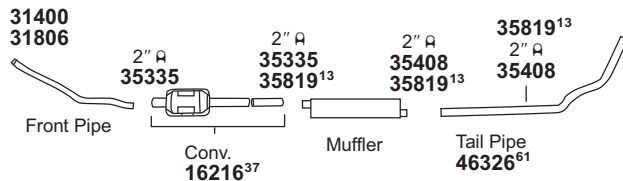
## FORD

Pickup 1/2 Ton - 2 & 4 W.D.

1978	6 CYL.	F-150 - 117", 133" W.B., 4 W.D., w/o CONVERTER
1977	6 CYL.	F-150 w/4.9L (300 C.I.D.) - 117", 133" W.B., 4 W.D., w/o CONVERTER
1976-75 (13169)	6 CYL.	F-150 - 117", 133" W.B., 4 W.D., w/o CONVERTER



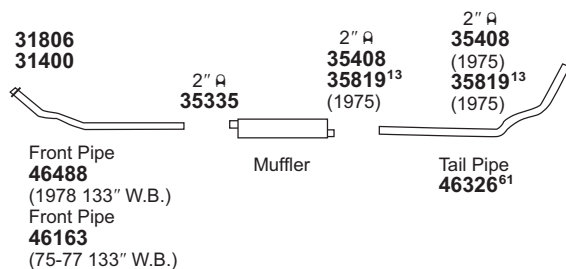
1978-75	6 CYL.	F-100 w/4.9L (300 C.I.D.) ENG. - 117", 133" W.B., 2 W.D., w/CONVERTER
(13170)		



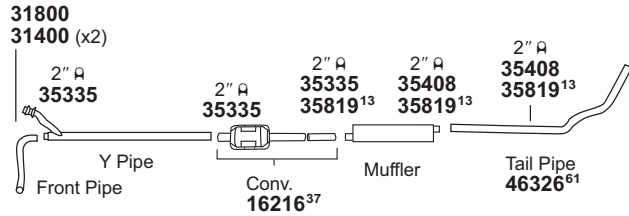
NOTE: MUFFLER SHIELD REQUIRED.  
Use 35567 shield w/(2) 35564 strap clamps.

For 16216: Univ. Conv. 15036#

1978	6 CYL.	F-150 - 138", 155" W.B., 2 W.D., w/o CONVERTER
1978-75 (13171)	6 CYL.	F-150 - 133" W.B., 2 W.D., w/o CONVERTER



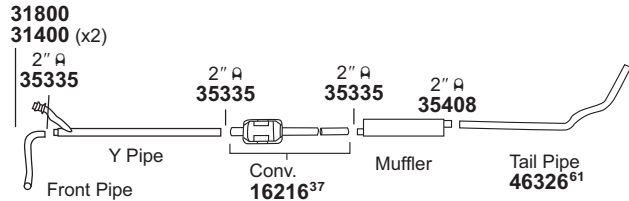
1978-75	8 CYL.	F-100 w/5.0L (302 C.I.D.) ENG. - 117", 133" W.B., 2 W.D., w/CONVERTER
(13172)		



NOTE: MUFFLER SHIELD REQUIRED.  
Use 35567 shield w/(2) 35564 strap clamps.

For 16216: Univ. Conv. 15036#

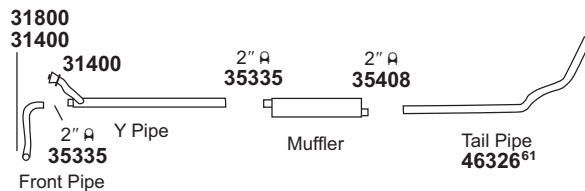
1978	8 CYL.	F-150 w/5.0L (302 C.I.D.) ENG. - 133" W.B., 2 W.D., w/CONVERTER
(13173)		



NOTE: MUFFLER SHIELD REQUIRED.  
Use 35567 shield w/(2) 35564 strap clamps.

For 16216: Univ. Conv. 15036#

1978-77	8 CYL.	F-150 w/5.0L (302 C.I.D.) ENG. - 133" W.B., 2 W.D., w/o CONVERTER
(13174)		



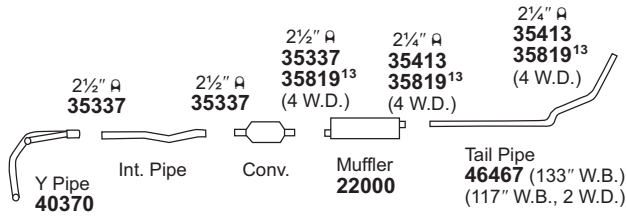
31400 Gskt.	31800 Flng.	31806 Flng.	35819 Hngr.							

NOT LEGAL FOR SALE IN STATE OF CALIFORNIA  
IN NEW YORK STATE, CONVERTERS LISTED ARE LEGAL FOR FEDERAL/EPA EMISSION VEHICLES ONLY



# LIGHT TRUCK

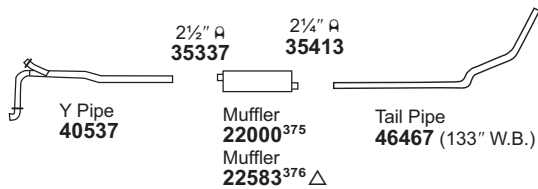
**1978-77 8 CYL. F-150 w/5.8L (351 C.I.D.), 6.6L (400 C.I.D.) ENG. - 117", 133" W.B., 2 W.D., w/CONVERTER (13175)**



**NOTE: MUFFLER SHIELD REQUIRED.**  
Use 35567 shield w/(2) 35564 strap clamps.

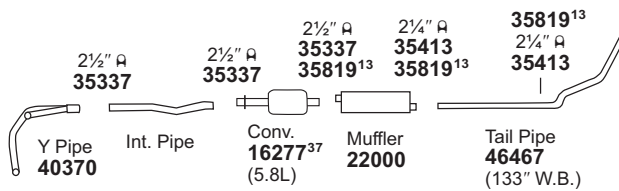
For 22000: SoundFX 18231 Tru-Fit 18132  
Univ. SoundFX 17842 Super Turbo 17785<sup>576</sup>  
Ultra Flo SS 17258<sup>576</sup> H.D. Muffler 22583 $\Delta$

**1978-77 8 CYL. F-150 w/5.8L (351 C.I.D.), 6.6L (400 C.I.D.) ENG. - 117", 133" W.B., 4 W.D., w/o CONVERTER (13176)**



For 22000: SoundFX 18231 Tru-Fit 18132  
Univ. SoundFX 17842 Super Turbo 17785<sup>576</sup>  
Ultra Flo SS 17258<sup>576</sup> H.D. Muffler 22583 $\Delta$

**1978-77 8 CYL. F-100 w/5.8L (351 C.I.D.), 6.6L (400 C.I.D.) ENG. - 117", 133" W.B., 2 W.D., w/CONVERTER (13177)**



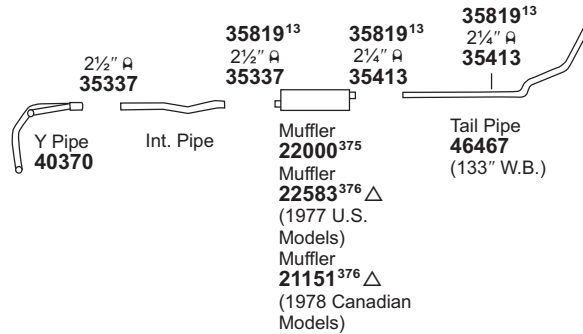
**NOTE: MUFFLER SHIELD REQUIRED.**  
Use 35567 shield w/(2) 35564 strap clamps.

For 16277: Univ. Conv. 15146#  
For 22000: SoundFX 18231 Tru-Fit 18132  
Univ. SoundFX 17842 Super Turbo 17785<sup>576</sup>  
Ultra Flo SS 17258<sup>576</sup> H.D. Muffler 22583 $\Delta$



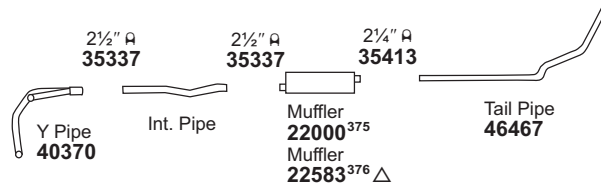
**FORD**  
Pickup 1/2 Ton - 2 & 4 W.D.

**1977 8 CYL. F-100 U.S. MODELS w/5.8L (351 C.I.D.), 6.6L (400 C.I.D.) ENG. - 117", 133" W.B., 2 W.D., w/o CONVERTER**  
**1978 8 CYL. F-100 CANADIAN MODELS w/5.8L (351 C.I.D.), 6.6L (400 C.I.D.) ENG. - 117", 133" W.B., 2 W.D., w/o CONVERTER (13178)**



For 22000: SoundFX 18231 Tru-Fit 18132  
Univ. SoundFX 17842 Super Turbo 17785<sup>576</sup>  
Ultra Flo SS 17258<sup>576</sup> H.D. Muffler 22583 $\Delta$

**1978-77 8 CYL. F-150 w/5.8L (351 C.I.D.), 6.6L (400 C.I.D.) ENG. - 133" W.B., 2 W.D., w/o CONVERTER (13179)**



For 22000: SoundFX 18231 Tru-Fit 18132  
Univ. SoundFX 17842 Super Turbo 17785<sup>576</sup>  
Ultra Flo SS 17258<sup>576</sup> H.D. Muffler 22583 $\Delta$

**NOT LEGAL FOR SALE IN STATE OF CALIFORNIA  
IN NEW YORK STATE, CONVERTERS LISTED ARE LEGAL FOR FEDERAL/EPA EMISSION VEHICLES ONLY**

- $\Delta$  H.D. Arc-welded construction, recommended for commercial use.
- # Modifications and/or additional parts required.
- <sup>13</sup> Fabric & Bracket replacement for O.E. type Hanger.
- <sup>37</sup> Fits All Emissions Vehicles.

- <sup>375</sup> Regular Duty Muffler.
- <sup>376</sup> Heavy Duty Muffler.
- <sup>576</sup> For installation instructions and additional parts required, see the Cross Reference Chart in the Master Catalog.

GENERAL INFORMATION

PASSENGER CAR

LIGHT TRUCK

MUFFLER SPECS.

OPTIONAL MUFFLERS

CONVERTER SPECS.

ACCESSORIES

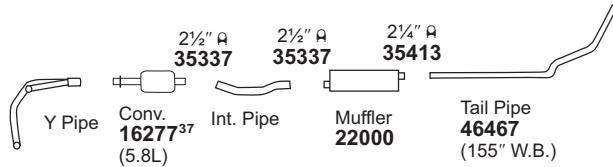
FOOTNOTES

# LIGHT TRUCK

## FORD

Pickup 1/2 Ton - 2 & 4 W.D.

**1978 8 CYL. F-100 w/5.8L (351 C.I.D.), 6.6L (400 C.I.D.) ENG. - 138", 155" W.B., 2 W.D., w/CONVERTER (13180)**



**NOTE: MUFFLER SHIELD REQUIRED.**  
Use 35567 shield w/(2) 35564 strap clamps.

For 16277: Univ. Conv. 15146#

For 22000: SoundFX 18231

Univ. SoundFX 17842

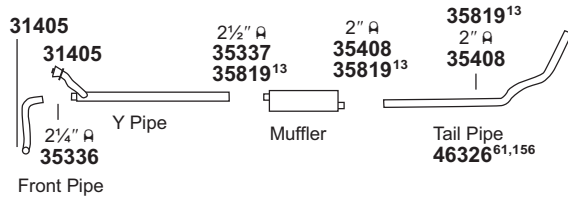
Ultra Flo SS 17258<sup>576</sup>

Tru-Fit 18132

Super Turbo 17785<sup>576</sup>

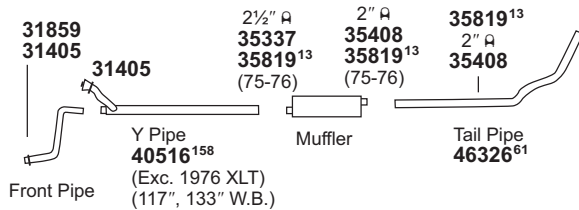
H.D. Muffler 22583△

**1976-75 8 CYL. F-100, 4 W.D., w/o CONVERTER (13181)**

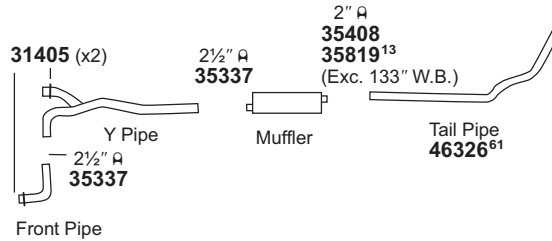


**1976-75 8 CYL. F-100 w/5.9L (360 C.I.D.), 6.4L (390 C.I.D.) ENG. - 117", 133", 138", 155" W.B., 2 W.D., w/o CONVERTER (13182)**

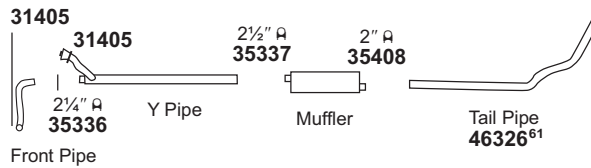
**1974-73 8 CYL. F-100 w/5.9L (360 C.I.D.), 6.4L (390 C.I.D.) ENG. - 117", 133" W.B., 2 W.D. (13182)**



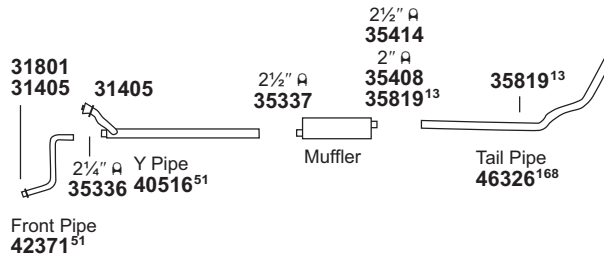
**1976-75 8 CYL. F-150 w/5.9L (360 C.I.D.) ENG. - 133", 139", 155" W.B., 2 W.D (AFTER SER. V80,001) (13183)**



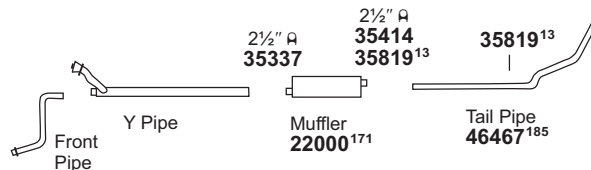
**1976-75 8 CYL. F-150 w/5.9L (360 C.I.D.) ENG. - 117", 133" W.B., 4 W.D., w/o CONVERTER (13184)**



**1975 8 CYL. F-150 w/5.9L, 6.4L ENG. - 133" W.B., 2 W.D. (13185)**



**1975 8 CYL. F-150 w/6.4L (390 C.I.D.) ENG. - 139", 155" W.B., 2 W.D. (13186)**



**NOTE: MUFFLER SHIELD REQUIRED.**  
Use 35567 shield w/(2) 35564 strap clamps.

For 22000: SoundFX 18231

Univ. SoundFX 17842

Ultra Flo SS 17258<sup>576</sup>

Tru-Fit 18132

Super Turbo 17785<sup>576</sup>

H.D. Muffler 22583△

31405 Gskt.	31801 Fling.	31859 Fling.	35819 Hngr.										

**NOT LEGAL FOR SALE IN STATE OF CALIFORNIA**  
**IN NEW YORK STATE, CONVERTERS LISTED ARE LEGAL FOR FEDERAL/EPA EMISSION VEHICLES ONLY**

△ H.D. Arc-welded construction, recommended for commercial use.

# Modifications and/or additional parts required.

13 Fabric & Bracket replacement for O.E. type Hanger.

37 Fits All Emissions Vehicles.

51 Both parts required.

61 Cut to fit.

156 On Models w/2 1/4" O.D. Tail Pipe, Muff. & Tail Pipe must be replaced.

158 Requires 41965 Connector.

168 Reuse O.E. flange.

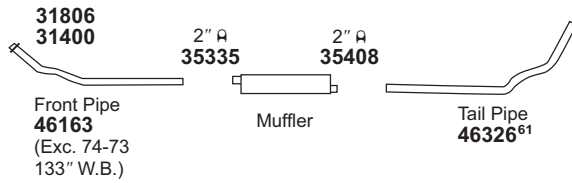
171 Requires 41956 Connector.

185 Tail Pipe Ext. w/o Dual Wheels.

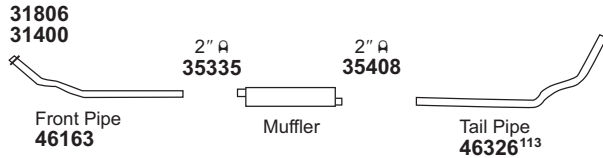
576 For installation instructions and additional parts required, see the Cross Reference Chart in the Master Catalog.

# LIGHT TRUCK

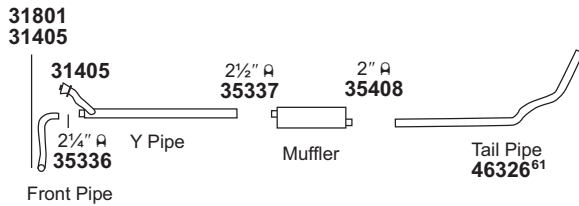
**1974-67 6 CYL. F-100, 4 W.D.**  
**(13187)**



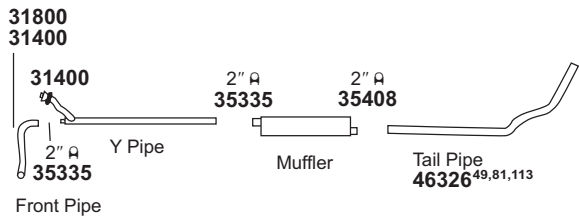
**1974-73 6 CYL. F-100, 2 W.D.**  
**(13188)**



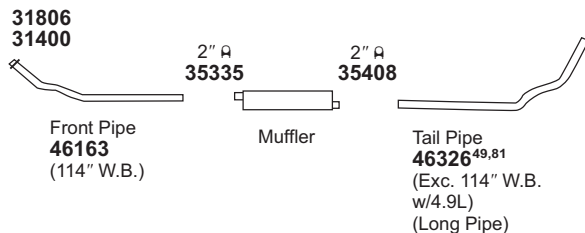
**1974-73 8 CYL. F-100 - 116", 133" W.B., 4 W.D.**  
**1972-67 8 CYL. F-100, 4 W.D.**  
**(13189)**



**1974-69 8 CYL. F-100 w/5.0L (302 C.I.D.) ENG., 2 W.D.**  
**(13190)**



**1972-67 6 CYL. F-100, 2 W.D.**  
**1966-65 6 CYL. F-100 - 114", 129" W.B., 2 W.D.**  
**(13191)**

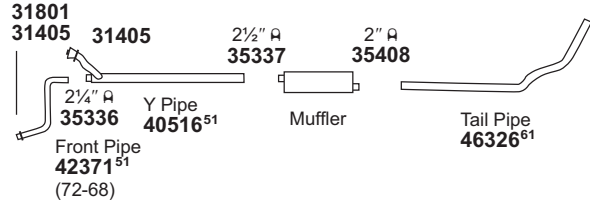


31301 Gskt. 31400 Gskt. 31405 Gskt. 31800 Flng. 31801 Flng. 31806 Flng.

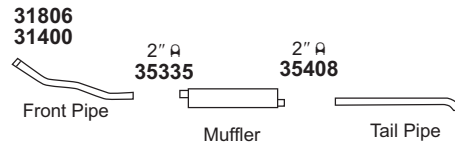


**FORD**  
**Pickup 1/2 Ton - 2 & 4 W.D.**

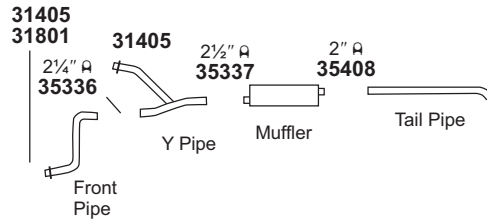
**1972-69 8 CYL. F-100 w/5.9L (360 C.I.D.), 6.4L (390 C.I.D.) ENG., 2 W.D.**  
**1968-67 8 CYL. F-100, 2 W.D.**  
**(13192)**



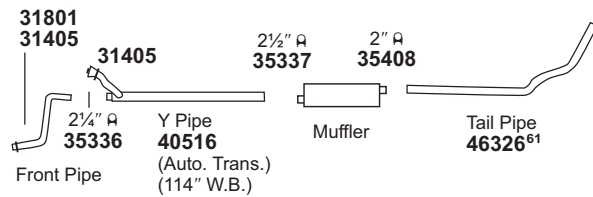
**1966-65 6 CYL. F-100, 4 W.D.**  
**(13193)**



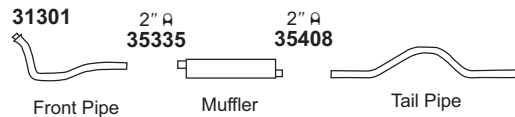
**1966-65 8 CYL. F-100, 4 W.D.**  
**(13194)**



**1966-65 8 CYL. F-100 - 114", 129" W.B., 2 W.D.**  
**(13195)**



**1964-61 6 CYL. F-100, 2 W.D.**  
**(13196)**



GENERAL INFORMATION

PASSENGER CAR

LIGHT TRUCK

MUFFLER SPECS.

OPTIONAL MUFFLERS

CONVERTER SPECS.

ACCESSORIES

FOOTNOTES

NOT LEGAL FOR SALE IN STATE OF CALIFORNIA  
IN NEW YORK STATE, CONVERTERS LISTED ARE LEGAL FOR FEDERAL/EPA EMISSION VEHICLES ONLY

49 Side exit Tail Pipe. O.E. Design for anti-noise law areas is RR. exit Pipe.  
51 Both parts required.  
61 Cut to fit.

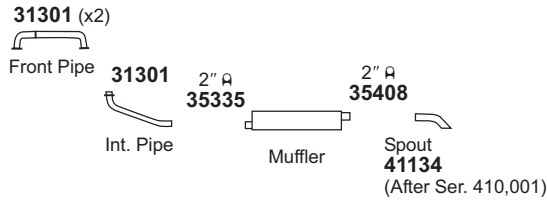
81 Cut 16" off Inlet for 114" W.B.  
113 Cut 16" off Inlet for 117" W.B.

# LIGHT TRUCK

## FORD

Pickup 1/2 Ton - 2 & 4 W.D.

1964-61 8 CYL. F-100, 4 W.D.  
(13197)

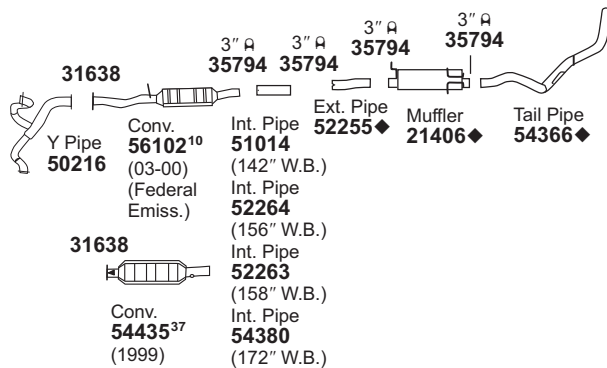


**NOTE: MUFFLER SHIELD REQUIRED.**  
Use 35567 w/(2) 35564 strap clamps.

## FORD

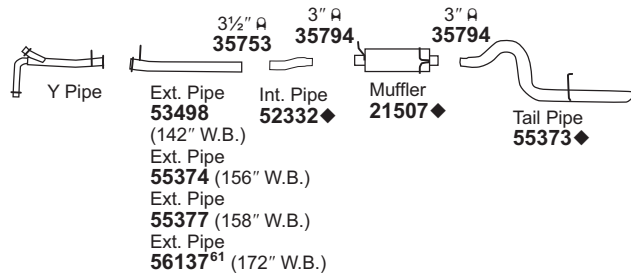
Pickup 3/4 Ton - 2 & 4 W.D.

2004-99 8-10 CYL. F250 SUPER DUTY w/5.4L, 6.8L  
ENG. - 137", 142", 156", 158",  
172" W.B., (EXC. CHASSIS CAB)  
(13198) (BEFORE 4-01-04)



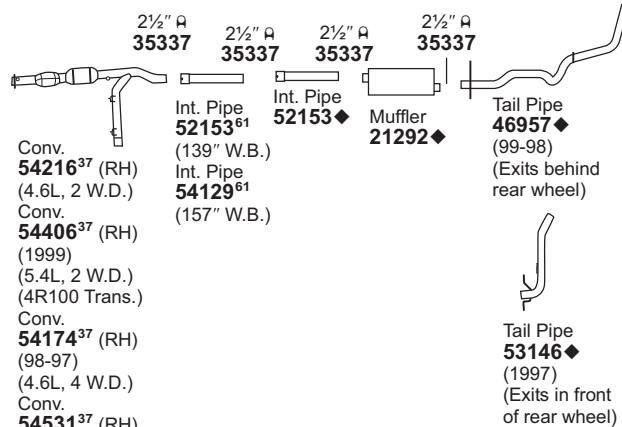
For 21406: SoundFX 18887

2001-99 8 CYL. F250 SUPER DUTY w/7.3L  
DIESEL ENG. WIDE FRAME  
EXC. CHASSIS CAB,  
w/o CONVERTER  
(13199)



31301 Gskt. 	31638 Gskt. 												
--------------------	--------------------	--	--	--	--	--	--	--	--	--	--	--	--

1999-97 8 CYL. F250 w/4.6L, 5.4L ENG., 139",  
(13200) 157" W.B., UNDER 8500 G.V.W.R.



Conv. 54216<sup>37</sup> (RH)  
(4.6L, 2 W.D.)  
Conv. 54406<sup>37</sup> (RH)  
(1999)  
(5.4L, 2 W.D.)  
(4R100 Trans.)  
Conv. 54174<sup>37</sup> (RH)  
(98-97)  
(4.6L, 4 W.D.)  
Conv. 54531<sup>37</sup> (RH)  
(98-97)  
(5.4L, 2 W.D.)

Conv. 53232<sup>37</sup> (LH)  
(4.6L, 2 W.D.)  
Conv. 54405<sup>37</sup> (LH)  
(1999)  
(5.4L, 2 W.D.)  
(4R100 Trans.)  
Conv. 53206<sup>37</sup> (LH)  
(98-97)  
(4.6L, 4 W.D.)  
Conv. 53520<sup>37</sup> (LH)  
(98-97)  
(5.4L, 2 W.D.)

For 21292: SoundFX 18577  
Ultra Flo SS 17258<sup>576</sup>

Super Turbo 17734#

NOT LEGAL FOR SALE IN STATE OF CALIFORNIA

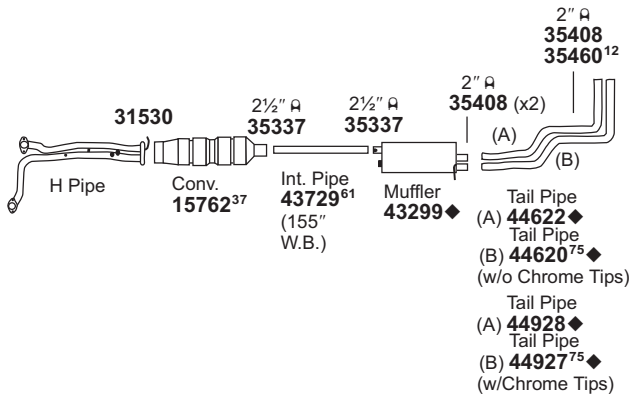
IN NEW YORK STATE, CONVERTERS LISTED ARE LEGAL FOR FEDERAL/EPA EMISSION VEHICLES ONLY

- ◆ If welded assembly, replace all required parts.
- # Modifications and/or additional parts required.
- 10 Fits Federal/EPA Emission Vehicles.
- 37 Fits All Emissions Vehicles.

- 61 Cut to fit.
- 576 For installation instructions and additional parts required, see the Cross Reference Chart in the Master Catalog.

# LIGHT TRUCK

**1997-96 8 CYL. F250 HD w/5.8L ENG. - 133", (13201) 155" W.B., OVER 8500 G.V.W.R.**

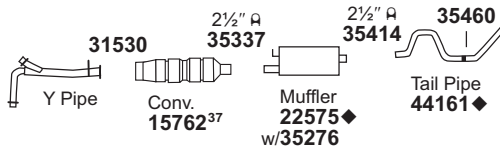


**NOTE:** Reuse existing shields and clamps.

**DYNOMAX** SYSTEM AVAILABLE, See DynoMax Catalog

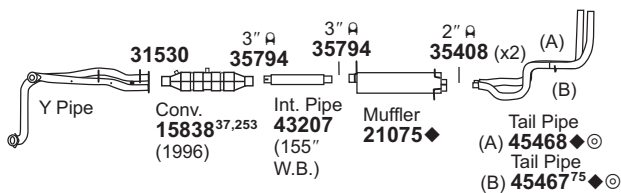
For 43299: SoundFX 18347

**1997-96 8 CYL. F250 HD w/5.8L ENG. - 138" W.B., (13202) OVER 8500 G.V.W.R., MANUAL TRANS.**



For 22575: SoundFX 18373

**1997-96 8 CYL. F250 HD w/7.5L ENG. - 133", (13203) 155" W.B., OVER 8500 G.V.W.R.**



**NOTE:** Reuse existing shields. If not reuseable, O.E. parts are required.

31530 Gskt.	35276 Brkt.	35460 Insl.																	

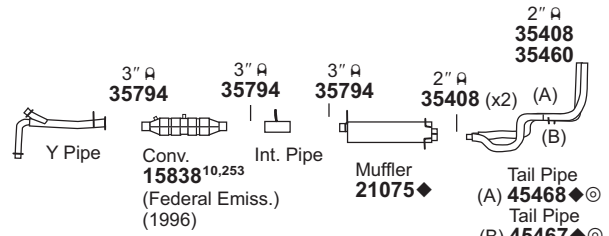
**NOT LEGAL FOR SALE IN STATE OF CALIFORNIA**

**IN NEW YORK STATE, CONVERTERS LISTED ARE LEGAL FOR FEDERAL/EPA EMISSION VEHICLES ONLY**

- ◆ If welded assembly, replace all required parts.
- ⊙ Air Gap Pipe. Appearance may be different than O.E. Pipe. Air space between Pipes acts as a Heat Insulator.
- △ H.D. Arc-welded construction, recommended for commercial use.
- # Modifications and/or additional parts required.
- 10 Fits Federal/EPA Emission Vehicles.
- 12 Rivet must be drilled out of O.E. Hanger.

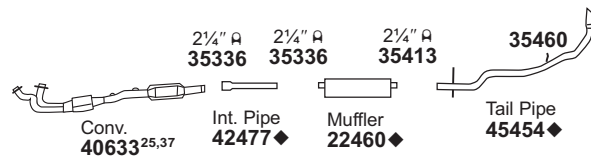
**FORD**  
Pickup 3/4 Ton - 2 & 4 W.D.

**1997-96 8 CYL. F250 HD w/7.5L ENG. - 138" W.B. (13204)**



**NOTE:** Front bracket on muffler not required on all models - cut off if it interferes.

**1996 6 CYL. F250 w/4.9L ENG. - 133" W.B., (13205) 2 W.D.**

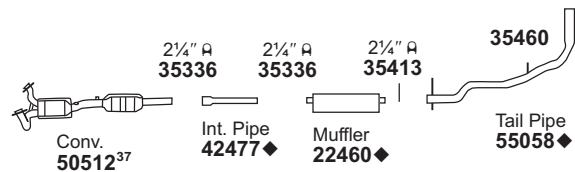


**DYNOMAX** SYSTEM AVAILABLE, See DynoMax Catalog

For 22460: SoundFX 18245  
Univ. SoundFX 17837  
Glasspack 24090

Tru-Fit 18156  
Super Turbo 17732#  
H.D. Muffler 22382△

**1996 8 CYL. F250 w/5.0L ENG. - 133" W.B., (13206) 2 W.D.**



**DYNOMAX** SYSTEM AVAILABLE, See DynoMax Catalog

For 22460: SoundFX 18245  
Univ. SoundFX 17837  
Glasspack 24090

Tru-Fit 18156  
Super Turbo 17732#  
H.D. Muffler 22382△

For 50512: Univ. Conv. 93303#

- 25 Replaces multiple O.E. Converters. Only failed Converters may be replaced. See Catalytic Converter Installation Guide.
- 37 Fits All Emissions Vehicles.
- 61 Cut to fit.
- 75 Requires (1) 35408 (2") Clamp to attach to Bracket on Outer Pipe.
- 253 3" Converter Inlet and Outlet.

GENERAL INFORMATION

PASSENGER CAR

LIGHT TRUCK

MUFFLER SPECS.

OPTIONAL MUFFLERS

CONVERTER SPECS.

ACCESSORIES

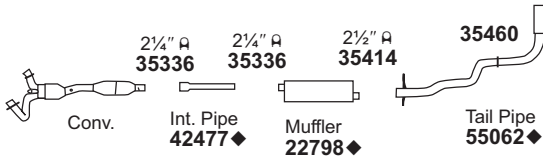
FOOTNOTES

# LIGHT TRUCK

## FORD

Pickup 3/4 Ton - 2 & 4 W.D.

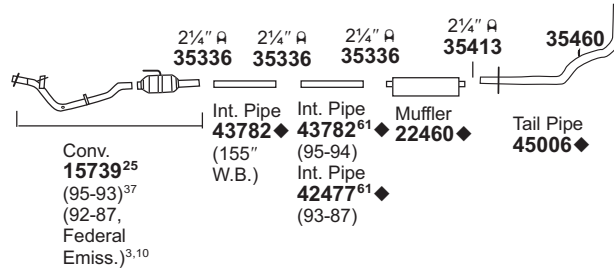
**1996 8 CYL. F250 w/5.8L ENG. - 133" W.B.,  
(13207) 2 W.D., UNDER 8500 G.V.W.R.**



**DYNOMAX** SYSTEM AVAILABLE, See DynoMax Catalog

For 22798: Tru-Fit 18156<sup>506</sup> Univ. SoundFX 17837#  
Super Turbo 17732#

**1995-87 6 CYL. F-250 w/4.9L ENG. - 133", 155"  
(13209) W.B., 2 W.D., w/CONVERTER**

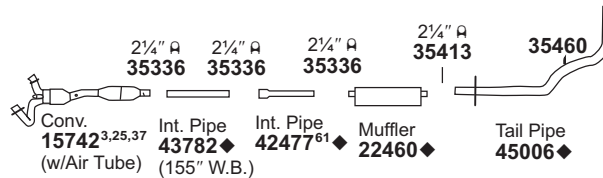


**NOTE: If muffler has removable shield, reuse O.E. shield  
w/35564 strap clamp.  
If not reuseable, use 35567 shield w/(2) 35564 strap  
clamps.**

**DYNOMAX** SYSTEM AVAILABLE, See DynoMax Catalog

For 15739: Univ. Conv. 15142#  
For 22460: SoundFX 18245 Tru-Fit 18156  
Univ. SoundFX 17837 Super Turbo 17732#  
Glasspack 24090 H.D. Muffler 22382△

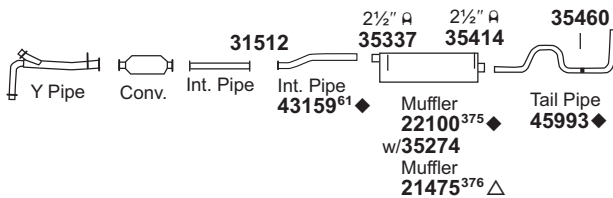
**1995-87 8 CYL. F-250 w/5.0L ENG. - 133", 155"  
(13210) W.B., 2 W.D., w/CONVERTER**



**NOTE: If muffler has removable shield, reuse O.E. shield  
w/35564 strap clamp.  
If not reuseable, use 35567 shield w/(2) 35564 strap  
clamps.**

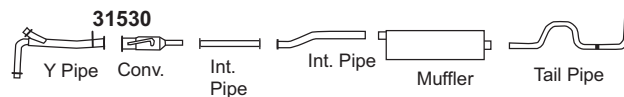
For 15742: Univ. Conv. 15142#  
For 22460: SoundFX 18245 Tru-Fit 18156  
Univ. SoundFX 17837 Super Turbo 17732#  
Glasspack 24090 H.D. Muffler 22382△

**1996 8 CYL. F250 HD w/7.3L TURBO DIESEL -  
(13208) 152" W.B., 2 W.D.**



For 22100: SoundFX 18209 Univ. SoundFX 17197  
Super Turbo 17733# Ultra Flo SS 17283#  
H.D. Muffler 21475△

**1995-92 8 CYL. F-250 w/5.8L ENG.,  
(13211) UNDER 8600 G.V.W.R.**



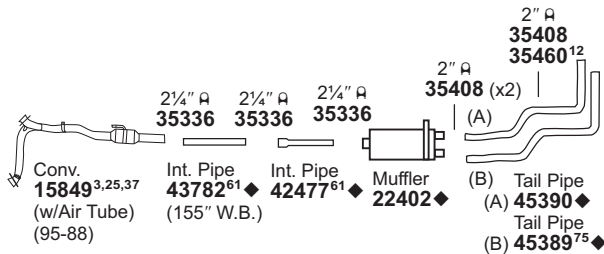
31512 Gskt. 	31530 Gskt. 	35274 Brkt. 	35460 Insl. 								
--------------------	--------------------	--------------------	--------------------	--	--	--	--	--	--	--	--

**NOT LEGAL FOR SALE IN STATE OF CALIFORNIA  
IN NEW YORK STATE, CONVERTERS LISTED ARE LEGAL FOR FEDERAL/EPA EMISSION VEHICLES ONLY**

- ◆ If welded assembly, replace all required parts.
- △ H.D. Arc-welded construction, recommended for commercial use.
- # Modifications and/or additional parts required.
- 3 May require 35574 Air Tube Kit for installation.
- 10 Fits Federal/EPA Emission Vehicles.
- 25 Replaces multiple O.E. Converters. Only failed Converters may be replaced. See Catalytic Converter Installation Guide.
- 37 Fits All Emissions Vehicles.
- 61 Cut to fit.
- 375 Regular Duty Muffler.
- 376 Heavy Duty Muffler.
- 506 Requires 41962 Bushing & (1) Extra 35413 (2 1/4") Clamp.

# LIGHT TRUCK

**1995-87 8 CYL. F-250 w/5.8L ENG. - 133", 155" (13212) W.B., UNDER 8500 G.V.W.R.**



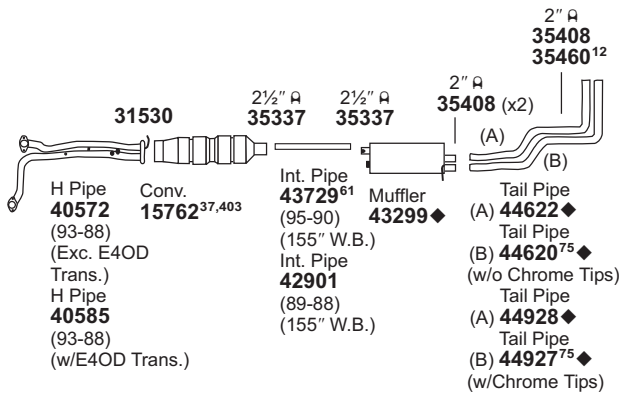
**NOTE: If muffler has removable shield, reuse O.E. shield w/35564 strap clamp. If not reuseable, use 35567 shield w/(2) 35564 strap clamps.**

**DYNOMAX** SYSTEM AVAILABLE, See DynoMax Catalog

For 15849: Univ. Conv. 15142#  
For 22402: SoundFX 18239<sup>564</sup>  
H.D. Muffler 22382△

Univ. SoundFX 17876#

**1995-88 8 CYL. F-250 HD w/5.8L ENG. - 133", (13213) 155" W.B., OVER 8500 G.V.W.R.**



**NOTE: Reuse existing shields and clamps.**

**DYNOMAX** SYSTEM AVAILABLE, See DynoMax Catalog

For 43299: SoundFX 18347

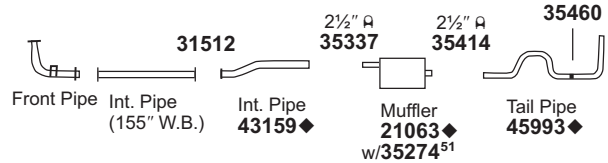
31512 Gskt.	31530 Gskt.	35274 Brkt.	35460 Insl.																

**NOT LEGAL FOR SALE IN STATE OF CALIFORNIA  
IN NEW YORK STATE, CONVERTERS LISTED ARE LEGAL FOR FEDERAL/EPA EMISSION VEHICLES ONLY**

- ◆ If welded assembly, replace all required parts.
- ⊙ Air Gap Pipe. Appearance may be different than O.E. Pipe. Air space between Pipes acts as a Heat Insulator.
- △ H.D. Arc-welded construction, recommended for commercial use.
- # Modifications and/or additional parts required.
- 3 May require 35574 Air Tube Kit for installation.
- 12 Rivet must be drilled out of O.E. Hanger.
- 25 Replaces multiple O.E. Converters. Only failed Converters may be replaced. See Catalytic Converter Installation Guide.

**FORD**  
Pickup ¾ Ton - 2 & 4 W.D.

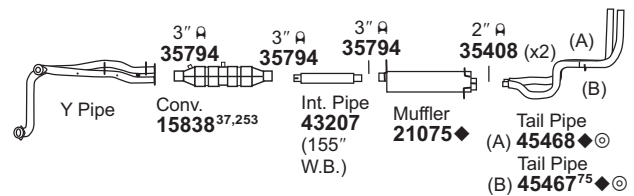
**1995-94 8 CYL. F-250 HD w/7.3L TURBO DIESEL ENG. - 133", 155" W.B., OVER (13214) 8500 G.V.W.R., w/o CONVERTER**



For 21063: Super Turbo 17733#

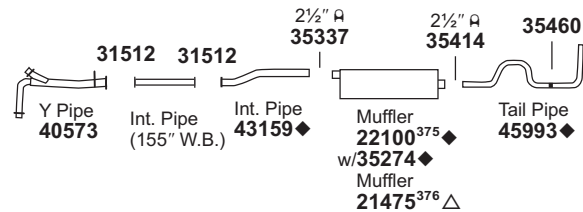
Ultra Flo SS 17283#

**1995-93 8 CYL. F-250 HD w/7.5L ENG. - 133", (13215) 155" W.B., OVER 8500 G.V.W.R.**



**NOTE: Reuse existing shields. If not reuseable, O.E. parts are required.**

**1994-88 8 CYL. F-250 w/7.3L DIESEL ENG. - (13216) 133", 155" W.B., 4 W.D., (EXC. TURBO), OVER 8500 G.V.W.R.**



**NOTE: Reuse existing shields. If not reuseable, O.E. parts are required.**

For 22100: SoundFX 18209  
Super Turbo 17733#  
H.D. Muffler 21475△

Univ. SoundFX 17197  
Ultra Flo SS 17283#

GENERAL INFORMATION

PASSENGER CAR

LIGHT TRUCK

MUFFLER SPECS.

OPTIONAL MUFFLERS

CONVERTER SPECS.

ACCESSORIES

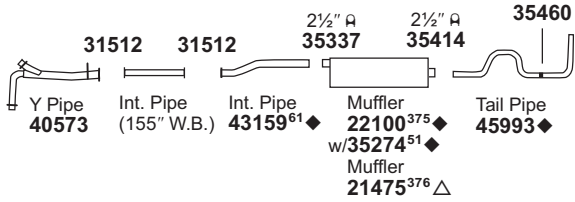
FOOTNOTES

# LIGHT TRUCK

## FORD

Pickup 3/4 Ton - 2 & 4 W.D.

**1993-88 8 CYL. F-250 HD w/7.3L DIESEL ENG. - 133", 155" W.B., 2 W.D., OVER 8500 G.V.W.R. (EXC. TURBO) (13217)**

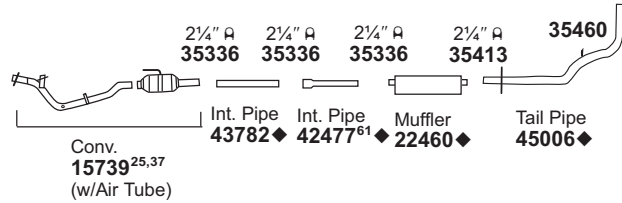


**NOTE: Reuse existing shields. If not reuseable, O.E. parts are required.**

**DYNOMAX** SYSTEM AVAILABLE, See DynoMax Catalog

For 22100: SoundFX 18209      Univ. SoundFX 17197  
 Super Turbo 17733#      Ultra Flo SS 17283#  
 H.D. Muffler 21475 △

**1992-87 6 CYL. F-250 w/4.9L ENG. - 155" W.B., (13219) 4 W.D.**

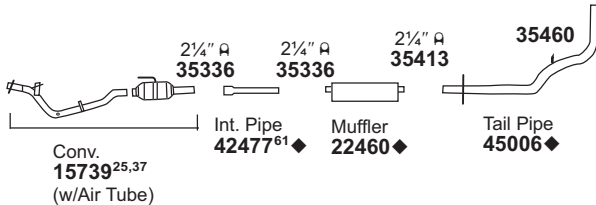


**NOTE: If muffler has removable shield, reuse O.E. shield w/35564 strap clamp. If not reuseable, use 35567 shield w/(2) 35564 strap clamps.**

**DYNOMAX** SYSTEM AVAILABLE, See DynoMax Catalog

For 15739: Univ. Conv. 15142#  
 For 22460: SoundFX 18245      Tru-Fit 18156  
 Univ. SoundFX 17837      Super Turbo 17732#  
 Glasspack 24090      H.D. Muffler 22382 △

**1992-87 6 CYL. F-250 w/4.9L ENG. - 133" W.B., (13218) 4 W.D., UNDER 8500 G.V.W.R.**

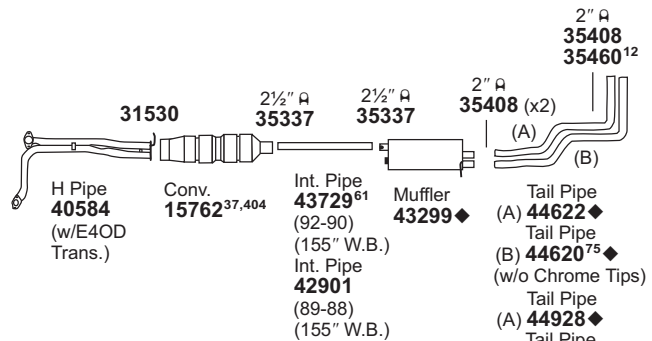


**NOTE: If muffler has removable shield, reuse O.E. shield w/35564 strap clamp. If not reuseable, use 35567 shield w/(2) 35564 strap clamps.**

**DYNOMAX** SYSTEM AVAILABLE, See DynoMax Catalog

For 15739: Univ. Conv. 15142#  
 For 22460: SoundFX 18245      Tru-Fit 18156  
 Univ. SoundFX 17837      Super Turbo 17732#  
 Glasspack 24090      H.D. Muffler 22382 △

**1992-88 8 CYL. F-250 HD w/7.5L ENG. - 133", (13220) 155" W.B., OVER 8500 G.V.W.R. (AFTER 2-88) w/CONVERTER**



**NOTE: Reuse existing shields and clamps.**

For 43299: SoundFX 18347

31512 Gskt.	31530 Gskt.	35274 Brkt.	35460 Insl.																

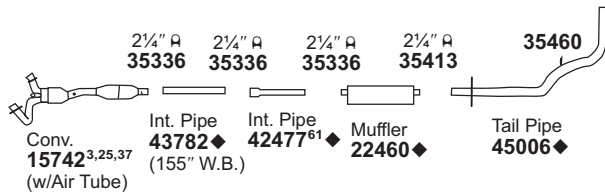
**NOT LEGAL FOR SALE IN STATE OF CALIFORNIA  
 IN NEW YORK STATE, CONVERTERS LISTED ARE LEGAL FOR FEDERAL/EPA EMISSION VEHICLES ONLY**

- ◆ If welded assembly, replace all required parts.
- △ H.D. Arc-welded construction, recommended for commercial use.
- # Modifications and/or additional parts required.
- 12 Rivet must be drilled out of O.E. Hanger.
- 25 Replaces multiple O.E. Converters. Only failed Converters may be replaced. See Catalytic Converter Installation Guide.
- 51 Both parts required.
- 61 Cut to fit.
- 75 Requires (1) 35408 (2") Clamp to attach to Bracket on Outer Pipe.
- 375 Regular Duty Muffler.
- 376 Heavy Duty Muffler.
- 404 Install supplied plug in front air tap for 88 - 89 models w/ single air tap.



# LIGHT TRUCK

**1991-87 8 CYL. F-250 w/5.0L ENG. - 133", (13221) 155" W.B., 4 W.D.**

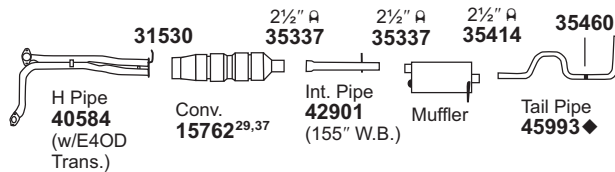


**NOTE:** If muffler has removable shield, reuse O.E. shield w/35564 strap clamp.  
If not reuseable, use 35567 shield w/(2) 35564 strap clamps.

**DYNOMAX** SYSTEM AVAILABLE, See DynoMax Catalog

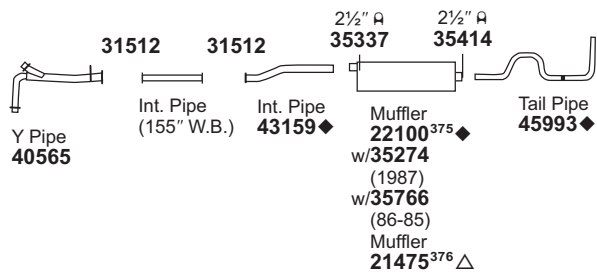
For 15742: Univ. Conv. 15142#  
For 22460: SoundFX 18245 Tru-Fit 18156  
Univ. SoundFX 17837 Super Turbo 17732#  
Glasspack 24090 H.D. Muffler 22382△

**1988 8 CYL. F-250 w/7.5L ENG. w/EFI - 133", (13222) 155" W.B., OVER 8500 G.V.W.R., w/CONVERTER (BEFORE 2-88)**



**NOTE:** Reuse existing shields. If not reuseable, O.E. parts are required.

**1987-85 8 CYL. F-250 w/6.9L DIESEL ENG. - (13223) 133", 155" W.B. (AFTER 2-85)**



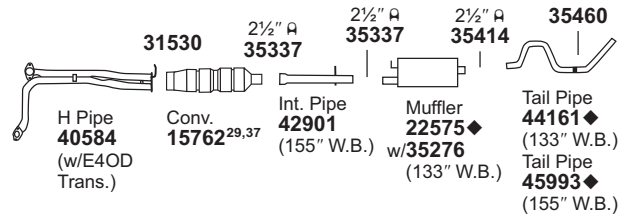
**NOTE:** Reuse existing shields. If not reuseable, O.E. parts are required.

For 22100: SoundFX 18209 Univ. SoundFX 17197  
Super Turbo 17733# Ultra Flo SS 17283#  
H.D. Muffler 21475△

31416 Gskt.	31512 Gskt.	31530 Gskt.	35274 Brkt.	35276 Brkt.	35460 Insl.	35766 Brkt.

**FORD**  
Pickup 3/4 Ton - 2 & 4 W.D.

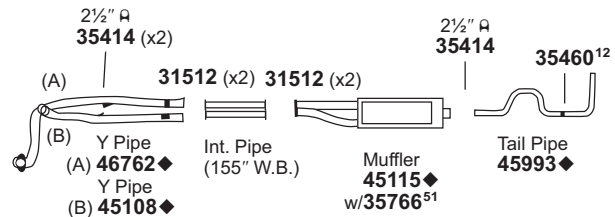
**1987 8 CYL. F-250 w/7.5L ENG. w/EFI - 133", (13224) 155" W.B., OVER 8500 G.V.W.R., w/CONVERTER**



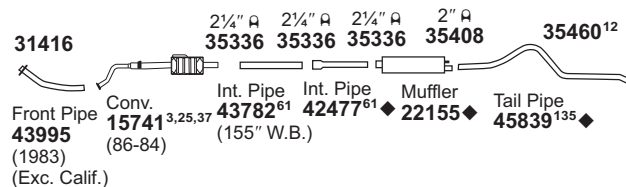
**NOTE:** Reuse existing shields. If not reuseable, O.E. parts are required.

For 22575: SoundFX 18373

**1987-85 8 CYL. F-250 HD w/7.5L ENG. (EXC. EFI) - 133", 155" W.B. (AFTER 2-85), OVER 8500 G.V.W.R. (13225)**



**1986-83 6 CYL. F-250 w/4.9L ENG. - 133", 155" (13226) W.B. w/CONVERTER**



**NOTE:** If muffler has removable shield, reuse O.E. shield w/35564 strap clamp.  
If not reuseable, use 35567 shield w/(2) 35564 strap clamps.

For 15741: Univ. Conv. 15141#  
For 22155: SoundFX 18319 Tru-Fit 18170<sup>522</sup>  
Univ. SoundFX 17868 Super Turbo 17732#  
H.D. Muffler 22582△

GENERAL INFORMATION

PASSENGER CAR

LIGHT TRUCK

MUFFLER SPECS.

OPTIONAL MUFFLERS

CONVERTER SPECS.

ACCESSORIES

FOOTNOTES

**NOT LEGAL FOR SALE IN STATE OF CALIFORNIA  
IN NEW YORK STATE, CONVERTERS LISTED ARE LEGAL FOR FEDERAL/EPA EMISSION VEHICLES ONLY**

- ◆ If welded assembly, replace all required parts.
- △ H.D. Arc-welded construction, recommended for commercial use.
- # Modifications and/or additional parts required.
- 3 May require 35574 Air Tube Kit for installation.
- 12 Rivet must be drilled out of O.E. Hanger.
- 25 Replaces multiple O.E. Converters. Only failed Converters may be replaced. See Catalytic Converter Installation Guide.
- 29 Install supplied Plug in front Air Tap.

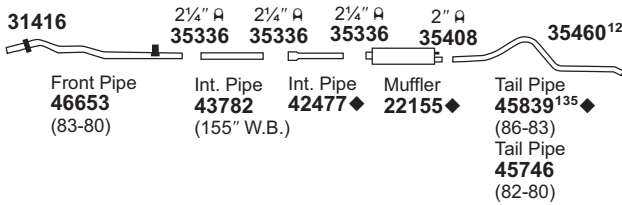
- 37 Fits All Emissions Vehicles.
- 51 Both parts required.
- 61 Cut to fit.
- 135 Pipe w/Rod Style Bracket.
- 375 Regular Duty Muffler.
- 376 Heavy Duty Muffler.
- 522 Requires 35003 Bracket.

# LIGHT TRUCK

## FORD

Pickup 3/4 Ton - 2 & 4 W.D.

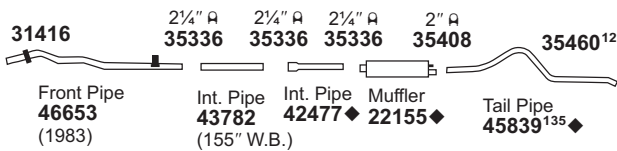
**1986-80 6 CYL. F-250 w/4.9L ENG. - 133", 155" (13227) W.B., 4 W.D., w/o CONVERTER**



**NOTE: If muffler has removable shield, reuse O.E. shield w/35564 strap clamp. If not reuseable, use 35567 shield w/(2) 35564 strap clamps.**

For 22155: SoundFX 18319                      Tru-Fit 18170<sup>522</sup>  
Univ. SoundFX 17868                      Super Turbo 17732#  
H.D. Muffler 22582△

**1986-83 6 CYL. F-250 w/4.9L ENG. - 133", 155" (13228) W.B., 2 W.D., w/o CONVERTER**

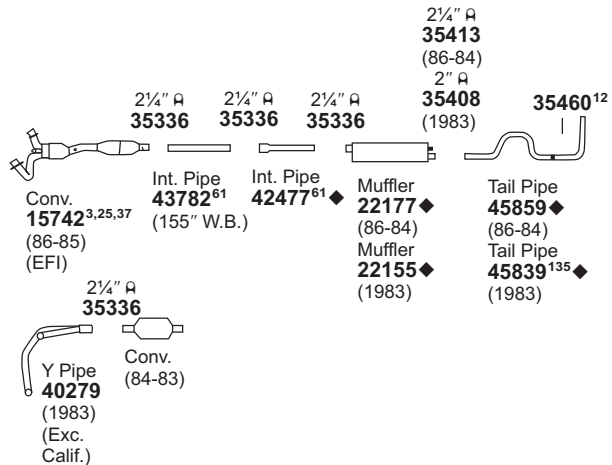


**NOTE: If muffler has removable shield, reuse O.E. shield w/35564 strap clamp. If not reuseable, use 35567 shield w/(2) 35564 strap clamps.**

For 22155: SoundFX 18319                      Tru-Fit 18170<sup>522</sup>  
Univ. SoundFX 17868                      Super Turbo 17732#  
H.D. Muffler 22582△

31416 Gskt.	35460 Insl.																		

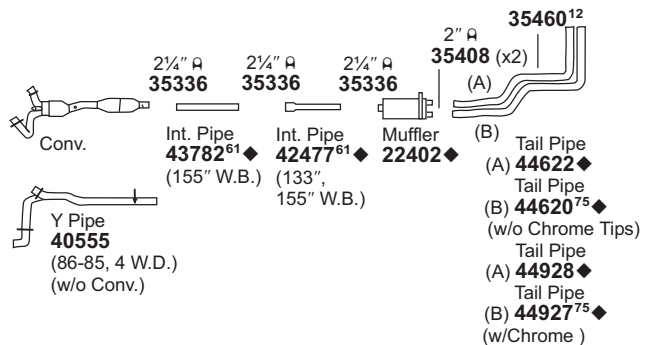
**1986-83 8 CYL. F-250 w/5.0L ENG. - 133", (13229) 155" W.B.**



**NOTE: If muffler has removable shield, reuse O.E. shield w/35564 strap clamp. If not reuseable, use 35567 shield w/(2) 35564 strap clamps.**

For 15742: Univ. Conv. 15142#  
For 22155: SoundFX 18319                      Tru-Fit 18170<sup>522</sup>  
Univ. SoundFX 17868                      Super Turbo 17732#  
H.D. Muffler 22582△  
For 22177: SoundFX 18298                      Tru-Fit 18142<sup>522</sup>  
Univ. SoundFX 17878                      Super Turbo 17732#  
Glasspack 24090<sup>511,519</sup>                      H.D. Muffler 22382△

**1986-84 8 CYL. F-250 w/5.8L, 4BBL ENG. - 133", (13230) 155" W.B.**



**NOTE: If muffler has removable shield, reuse O.E. shield w/35564 strap clamp. If not reuseable, use 35567 shield w/(2) 35564 strap clamps.**

For 22402: SoundFX 18239<sup>564</sup>                      Univ. SoundFX 17876#  
H.D. Muffler 22382△

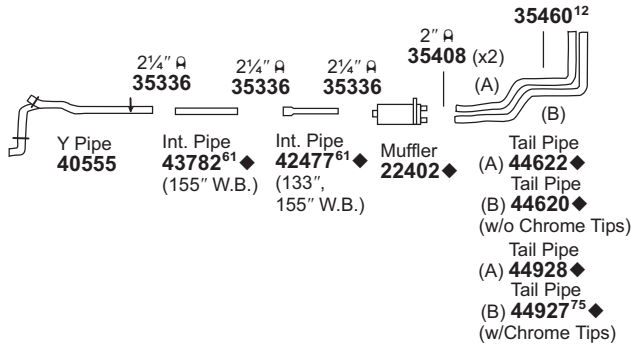
**NOT LEGAL FOR SALE IN STATE OF CALIFORNIA  
IN NEW YORK STATE, CONVERTERS LISTED ARE LEGAL FOR FEDERAL/EPA EMISSION VEHICLES ONLY**

- ◆ If welded assembly, replace all required parts.
- △ H.D. Arc-welded construction, recommended for commercial use.
- # Modifications and/or additional parts required.
- 3 May require 35574 Air Tube Kit for installation.
- 12 Rivet must be drilled out of O.E. Hanger.
- 25 Replaces multiple O.E. Converters. Only failed Converters may be replaced. See Catalytic Converter Installation Guide.

- 61 Cut to fit.
- 75 Requires (1) 35408 (2") Clamp to attach to Bracket on Outer Pipe.
- 135 Pipe w/Rod Style Bracket.
- 511 Requires 35103 Hanger.
- 519 Requires 41954 Adapter on Outlet.
- 522 Requires 35003 Bracket.
- 564 Requires 35168 Bracket.

# LIGHT TRUCK

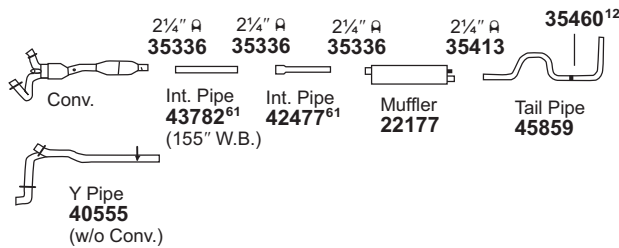
**1986-85 8 CYL. F-250 w/5.8L, 4BBL ENG. - 133", 155" W.B., 2 W.D., w/o CONVERTER (13231)**



**NOTE: If muffler has removable shield, reuse O.E. shield w/35564 strap clamp. If not reuseable, use 35567 shield w/(2) 35564 strap clamps.**

For 22402: SoundFX 18239<sup>564</sup> H.D. Muffler 22382△ Univ. SoundFX 17876#

**1985-83 8 CYL. F-250 w/5.8L ENG. , 2BBL - 133", 155" W.B., FEDERAL EMISSIONS (13232)**



**NOTE: If muffler has removable shield, reuse O.E. shield w/35564 strap clamp. If not reuseable, use 35567 shield w/(2) 35564 strap clamps.**

For 22177: SoundFX 18298 Univ. SoundFX 17878 Glasspack 24090<sup>511,519</sup> Tru-Fit 18142<sup>522</sup> Super Turbo 17732# H.D. Muffler 22382△

31337 Gskt.	35460 Insl.																		

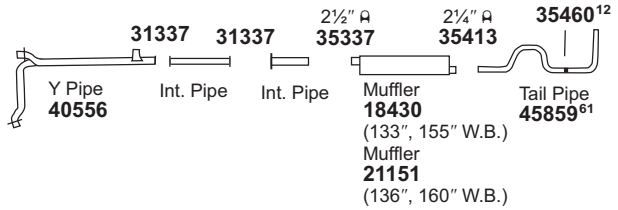
**NOT LEGAL FOR SALE IN STATE OF CALIFORNIA**

**IN NEW YORK STATE, CONVERTERS LISTED ARE LEGAL FOR FEDERAL/EPA EMISSION VEHICLES ONLY**

- ◆ If welded assembly, replace all required parts.
- △ H.D. Arc-welded construction, recommended for commercial use.
- # Modifications and/or additional parts required.
- 11 Exc. anti-noise law areas.
- 12 Rivet must be drilled out of O.E. Hanger.
- 61 Cut to fit.
- 75 Requires (1) 35408 (2") Clamp to attach to Bracket on Outer Pipe.

**FORD Pickup 3/4 Ton - 2 & 4 W.D.**

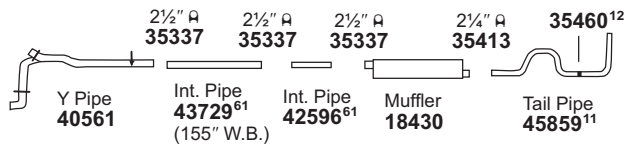
**1985-83 8 CYL. F-250 w/6.9L DIESEL ENG. - 133", 136", 155", 160" W.B. (13233) (BEFORE 2-85)**



**NOTE: If muffler has removable shield, reuse O.E. shield w/35564 strap clamp. If not reuseable, use 35567 shield w/(2) 35564 strap clamps.**

For 18430: Super Turbo 17785<sup>576</sup>

**1985-83 8 CYL. F-250 w/7.5L ENG. - 133", 155" W.B. (13234) (BEFORE 2-85)**



**NOTE: If muffler has removable shield, reuse O.E. shield w/35564 strap clamp. If not reuseable, use 35567 shield w/(2) 35564 strap clamps.**

For 18430: Super Turbo 17785<sup>576</sup>

GENERAL INFORMATION

PASSENGER CAR

LIGHT TRUCK

MUFFLER SPECS.

OPTIONAL MUFFLERS

CONVERTER SPECS.

ACCESSORIES

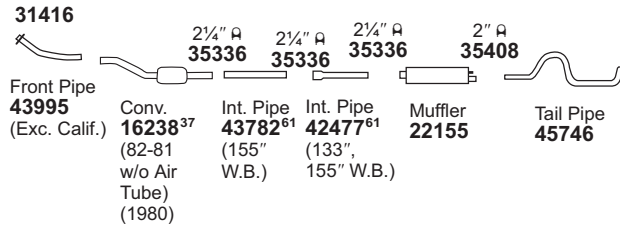
FOOTNOTES

# LIGHT TRUCK

## FORD

Pickup 3/4 Ton - 2 & 4 W.D.

**1982-80 6 CYL. F-250 w/4.9L (300 C.I.D.) ENG. -  
(13235) 133", 155" W.B., 4 W.D.,  
w/CONVERTER**



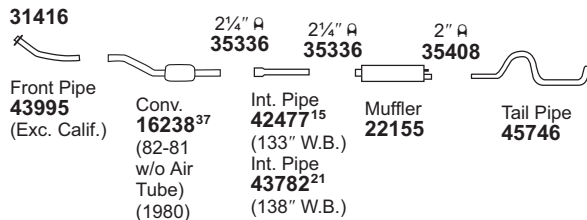
**NOTE: If muffler has removable shield, reuse O.E. shield w/35564 strap clamp.  
If not reuseable, use 35567 shield w/(2) 35564 strap clamps.**

For 16238: Univ. Conv. 15037#

For 22155: SoundFX 18319  
Univ. SoundFX 17868  
H.D. Muffler 22582△

Tru-Fit 18170<sup>522</sup>  
Super Turbo 17732#

**1982-80 6 CYL. F-250 w/4.9L (300 C.I.D.) ENG. -  
(13236) 133", 138" W.B., 2 W.D.,  
w/CONVERTER**



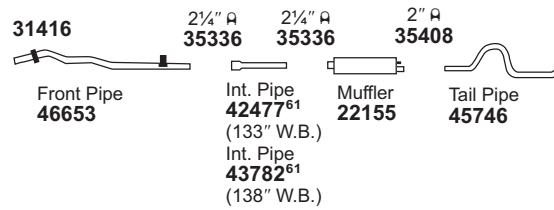
**NOTE: If muffler has removable shield, reuse O.E. shield w/35564 strap clamp.  
If not reuseable, use 35567 shield w/(2) 35564 strap clamps.**

For 16238: Univ. Conv. 15037#

For 22155: SoundFX 18319  
Univ. SoundFX 17868  
H.D. Muffler 22582△

Tru-Fit 18170<sup>522</sup>  
Super Turbo 17732#

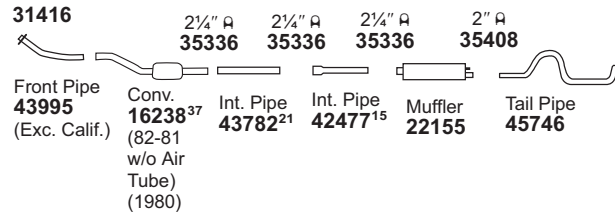
**1982-80 6 CYL. F-250 w/4.9L (300 C.I.D.) ENG. -  
(13237) 133", 138" W.B., 2 W.D.,  
w/o CONVERTER**



For 22155: SoundFX 18319  
Univ. SoundFX 17868  
H.D. Muffler 22582△

Tru-Fit 18170<sup>522</sup>  
Super Turbo 17732#

**1982-80 6 CYL. F-250 w/4.9L (300 C.I.D.) ENG. -  
(13238) 155" W.B., 2 W.D.,  
w/CONVERTER**



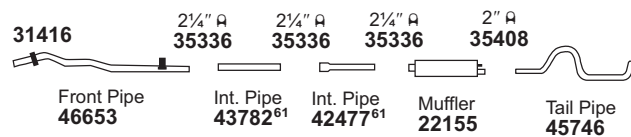
**NOTE: If muffler has removable shield, reuse O.E. shield w/35564 strap clamp.  
If not reuseable, use 35567 shield w/(2) 35564 strap clamps.**

For 16238: Univ. Conv. 15037#

For 22155: SoundFX 18319  
Univ. SoundFX 17868  
H.D. Muffler 22582△

Tru-Fit 18170<sup>522</sup>  
Super Turbo 17732#

**1982-80 6 CYL. F-250 w/4.9L (300 C.I.D.) ENG. -  
(13239) 155" W.B., 2 W.D.,  
w/o CONVERTER**



**NOTE: If muffler has removable shield, reuse O.E. shield w/35564 strap clamp.  
If not reuseable, use 35567 shield w/(2) 35564 strap clamps.**

For 22155: SoundFX 18319  
Univ. SoundFX 17868  
H.D. Muffler 22582△

Tru-Fit 18170<sup>522</sup>  
Super Turbo 17732#

31416 Gskt.																			
----------------	--	--	--	--	--	--	--	--	--	--	--	--	--	--	--	--	--	--	--

NOT LEGAL FOR SALE IN STATE OF CALIFORNIA  
IN NEW YORK STATE, CONVERTERS LISTED ARE LEGAL FOR FEDERAL/EPA EMISSION VEHICLES ONLY

△ H.D. Arc-welded construction, recommended for commercial use.

# Modifications and/or additional parts required.

15 Cut 2 1/2" off Outlet.

21 Cut 2" off Outlet.

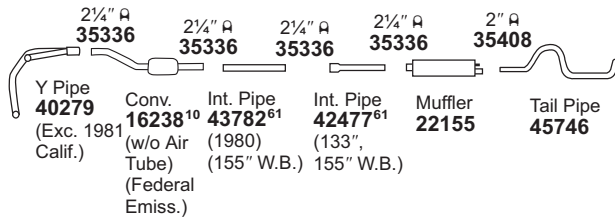
37 Fits All Emissions Vehicles.

61 Cut to fit.

522 Requires 35003 Bracket.

# LIGHT TRUCK

**1982-80 8 CYL. F-250 w/5.0L (302 C.I.D.) ENG. - (13240)**  
**133", 155" W.B., 4 W.D.**



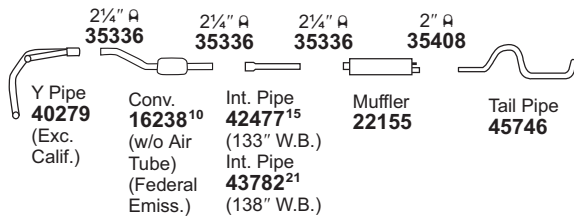
**NOTE: If muffler has removable shield, reuse O.E. shield w/35564 strap clamp.  
 If not reuseable, use 35567 shield w/(2) 35564 strap clamps.**

For 16238: Univ. Conv. 15037#

For 22155: SoundFX 18319  
 Univ. SoundFX 17868  
 H.D. Muffler 22582△

Tru-Fit 18170<sup>522</sup>  
 Super Turbo 17732#

**1982-80 8 CYL. F-250 w/5.0L (302 C.I.D.) ENG. - (13241)**  
**133", 138" W.B., 2 W.D.**



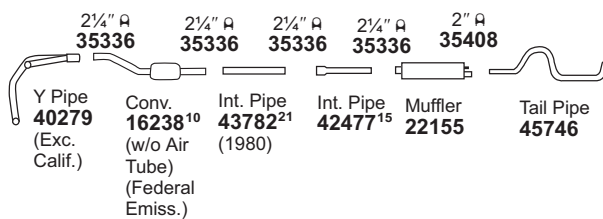
**NOTE: If muffler has removable shield, reuse O.E. shield w/35564 strap clamp.  
 If not reuseable, use 35567 shield w/(2) 35564 strap clamps.**

For 16238: Univ. Conv. 15037#

For 22155: SoundFX 18319  
 Univ. SoundFX 17868  
 H.D. Muffler 22582△

Tru-Fit 18170<sup>522</sup>  
 Super Turbo 17732#

**1982-80 8 CYL. F-250 w/5.0L (302 C.I.D.) ENG. - (13242)**  
**155" W.B., 2 W.D.**



**NOTE: If muffler has removable shield, reuse O.E. shield w/35564 strap clamp.  
 If not reuseable, use 35567 shield w/(2) 35564 strap clamps.**

For 16238: Univ. Conv. 15037#

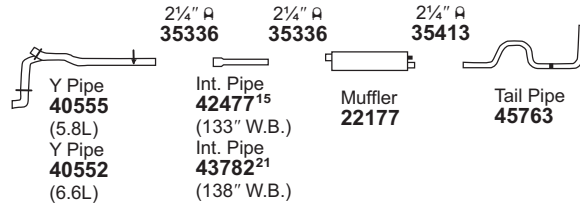
For 22155: SoundFX 18319  
 Univ. SoundFX 17868  
 H.D. Muffler 22582△

Tru-Fit 18170<sup>522</sup>  
 Super Turbo 17732#

## FORD

Pickup 3/4 Ton - 2 & 4 W.D.

**1982-80 8 CYL. F-250 w/5.8L (351 C.I.D.), 6.6L (400 C.I.D.) ENG. - 133", 138" W.B., w/o CONVERTER (13243)**



**NOTE: If muffler has removable shield, reuse O.E. shield w/35564 strap clamp.  
 If not reuseable, use 35567 shield w/(2) 35564 strap clamps.**

For 22177: SoundFX 18298

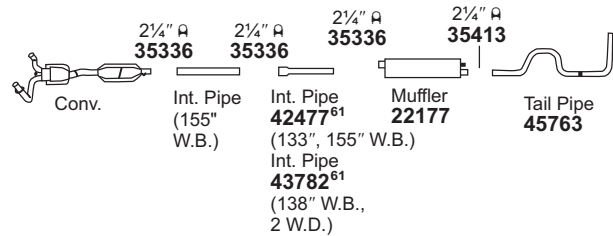
Univ. SoundFX 17878  
 Glasspack 24090<sup>511,519</sup>

Tru-Fit 18142<sup>522</sup>

Super Turbo 17732#  
 H.D. Muffler 22382△

**1982-81 8 CYL. F-250 w/5.8L ENG. - 138" W.B., 2 W.D., w/CONVERTER (1981 CALIF.)**

**1982-81 8 CYL. F-250 w/5.8L ENG. - 133", 155" W.B., w/CONVERTER (1981 CALIF.) (13244)**



**NOTE: If muffler has removable shield, reuse O.E. shield w/35564 strap clamp.  
 If not reuseable, use 35567 shield w/(2) 35564 strap clamps.**

For 22177: SoundFX 18298

Univ. SoundFX 17878  
 Glasspack 24090<sup>511,519</sup>

Tru-Fit 18142<sup>522</sup>

Super Turbo 17732#  
 H.D. Muffler 22382△

NOT LEGAL FOR SALE IN STATE OF CALIFORNIA  
 IN NEW YORK STATE, CONVERTERS LISTED ARE LEGAL FOR FEDERAL/EPA EMISSION VEHICLES ONLY

△ H.D. Arc-welded construction, recommended for commercial use.  
 # Modifications and/or additional parts required.  
 10 Fits Federal/EPA Emission Vehicles.  
 15 Cut 2 1/2" off Outlet.  
 21 Cut 2" off Outlet.

61 Cut to fit.  
 511 Requires 35103 Hanger.  
 519 Requires 41954 Adapter on Outlet.  
 522 Requires 35003 Bracket.

GENERAL INFORMATION

PASSENGER CAR

LIGHT TRUCK

MUFFLER SPECS.

OPTIONAL MUFFLERS

CONVERTER SPECS.

ACCESSORIES

FOOTNOTES

# LIGHT TRUCK

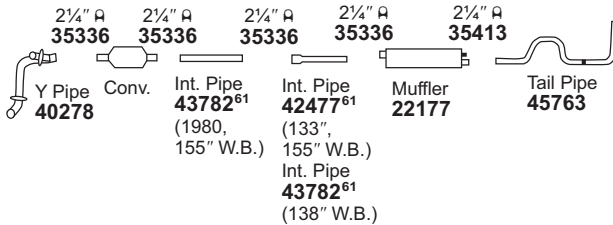
## FORD

Pickup 3/4 Ton - 2 & 4 W.D.

**1981-80 8 CYL. F-250 w/5.8L (351 C.I.D.), 6.6L (400 C.I.D.) ENG. - 138" W.B., 2 W.D., w/CONVERTER (1981 FEDERAL EMISSIONS)**

**1981-80 8 CYL. F-250 w/5.8L (351 C.I.D.), 6.6L (400 C.I.D.) ENG. - 133", 155" W.B., w/CONVERTER (1981 FEDERAL EMISSIONS)**

(13245)



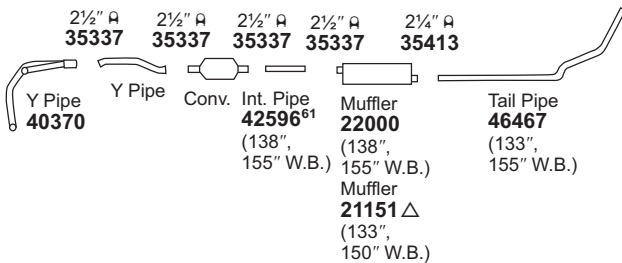
**NOTE: If muffler has removable shield, reuse O.E. shield w/35564 strap clamp. If not reuseable, use 35567 shield w/(2) 35564 strap clamps.**

For 22177: SoundFX 18298   Univ. SoundFX 17878   Glasspack 24090<sup>511,519</sup>

Tru-Fit 18142<sup>522</sup>   Super Turbo 17732#   H.D. Muffler 22382 Δ

**1979 8 CYL. F-250 w/5.8L (351 C.I.D.), 6.6L (400 C.I.D.) ENG. - 133", 138", 150", 155" W.B., 2 W.D., w/CONVERTER**

(13246)



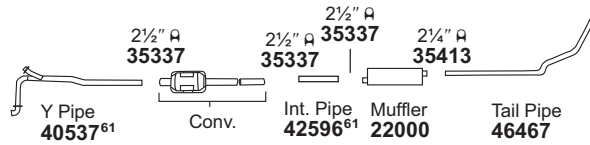
**NOTE: MUFFLER SHIELD REQUIRED. Use 35567 shield w/(2) 35564 strap clamps.**

For 22000: SoundFX 18231   Univ. SoundFX 17842   Ultra Flo SS 17258<sup>576</sup>

Tru-Fit 18132   Super Turbo 17785<sup>576</sup>   H.D. Muffler 22583 Δ

**1979 8 CYL. F-250 w/5.8L (351 C.I.D.), 6.6L (400 C.I.D.) ENG. - 155" W.B., 4 W.D., w/CONVERTER**

(13247)



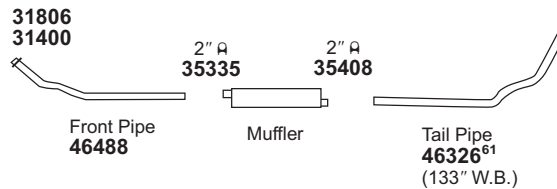
**NOTE: MUFFLER SHIELD REQUIRED. Use 35567 shield w/(2) 35564 strap clamps.**

For 22000: SoundFX 18231   Univ. SoundFX 17842   Ultra Flo SS 17258<sup>576</sup>

Tru-Fit 18132   Super Turbo 17785<sup>576</sup>   H.D. Muffler 22583 Δ

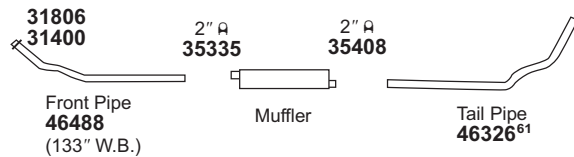
**1978 6 CYL. F-250 w/4.9L (300 C.I.D.) ENG. - 133", 150" W.B., 4 W.D., w/o CONVERTER**

(13248)



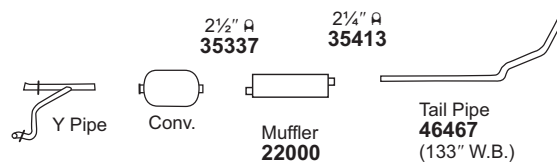
**1978 6 CYL. F-250 - 133", 138", 155" W.B., 2 W.D., w/o CONVERTER**

(13249)



**1978-77 8 CYL. F-250 w/5.8L (351 C.I.D.), 6.6L (400 C.I.D.) ENG. - 133", 150" W.B., 4 W.D., w/CONVERTER (AFTER SER. Y20,001)**

(13250)



**NOTE: MUFFLER SHIELD REQUIRED. Use 35567 shield w/(2) 35564 strap clamps.**

For 22000: SoundFX 18231   Univ. SoundFX 17842   Ultra Flo SS 17258<sup>576</sup>

Tru-Fit 18132   Super Turbo 17785<sup>576</sup>   H.D. Muffler 22583 Δ

31400 Gskt.	31806 Fling.																		
----------------	-----------------	--	--	--	--	--	--	--	--	--	--	--	--	--	--	--	--	--	--

**NOT LEGAL FOR SALE IN STATE OF CALIFORNIA  
IN NEW YORK STATE, CONVERTERS LISTED ARE LEGAL FOR FEDERAL/EPA EMISSION VEHICLES ONLY**

Δ H.D. Arc-welded construction, recommended for commercial use.

# Modifications and/or additional parts required.

61 Cut to fit.

511 Requires 35103 Hanger.

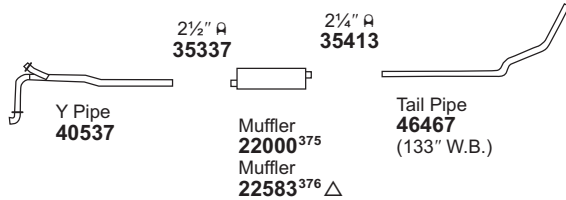
519 Requires 41954 Adapter on Outlet.

522 Requires 35003 Bracket.

576 For installation instructions and additional parts required, see the Cross Reference Chart in the Master Catalog.

# LIGHT TRUCK

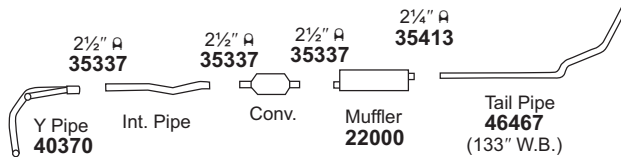
**1978-77 8 CYL. F-250 w/5.8L (351 C.I.D.), 6.6L (400 C.I.D.) ENG. - 133", 150" W.B., 4 W.D., w/o CONVERTER (AFTER SER. Y20,001)**  
(13251)



For 22000: SoundFX 18231  
Univ. SoundFX 17842  
Ultra Flo SS 17258<sup>576</sup>

Tru-Fit 18132  
Super Turbo 17785<sup>576</sup>  
H.D. Muffler 22583 $\Delta$

**1978-77 8 CYL. F-250 w/5.8L (351 C.I.D.), 6.6L (400 C.I.D.) ENG. - 133", 150" W.B., 2 W.D., w/CONVERTER**  
(13252)

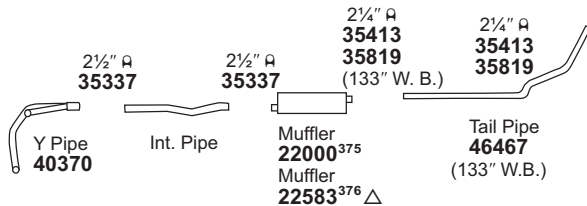


**NOTE: MUFFLER SHIELD REQUIRED.**  
Use 35567 shield w/(2) 35564 strap clamps.

For 22000: SoundFX 18231  
Univ. SoundFX 17842  
Ultra Flo SS 17258<sup>576</sup>

Tru-Fit 18132  
Super Turbo 17785<sup>576</sup>  
H.D. Muffler 22583 $\Delta$

**1978 8 CYL. F-250 w/5.8L (351 C.I.D.), 6.6L (400 C.I.D.) ENG. - 133", 150" W.B., 2 W.D., w/o CONVERTER**  
(13253)



For 22000: SoundFX 18231  
Univ. SoundFX 17842  
Ultra Flo SS 17258<sup>576</sup>

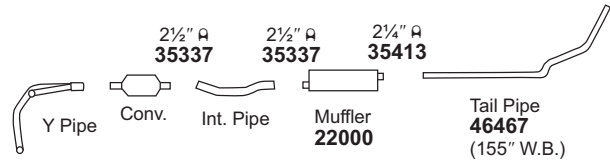
Tru-Fit 18132  
Super Turbo 17785<sup>576</sup>  
H.D. Muffler 22583 $\Delta$



35819  
Hngr.

## FORD Pickup 3/4 Ton - 2 & 4 W.D.

**1978 8 CYL. F-250 w/5.8L (351 C.I.D.), 6.6L (400 C.I.D.) ENG. - 138", 155" W.B., 2 W.D., w/CONVERTER**  
(13254)



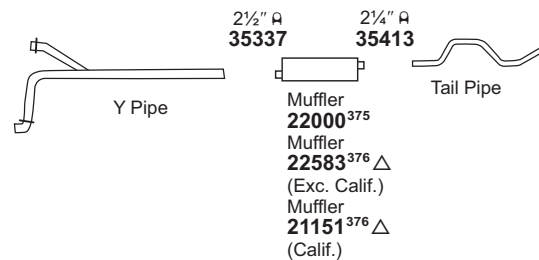
**NOTE: MUFFLER SHIELD REQUIRED.**  
Use 35567 shield w/(2) 35564 strap clamps.

For 22000: SoundFX 18231  
Univ. SoundFX 17842  
Ultra Flo SS 17258<sup>576</sup>

Tru-Fit 18132  
Super Turbo 17785<sup>576</sup>  
H.D. Muffler 22583 $\Delta$

**1977 8 CYL. F-250 w/5.8L (351 C.I.D.), 6.6L (400 C.I.D.) ENG. - 133" W.B., 4 W.D., w/o CONVERTER (BEFORE SER. Y20,001)**

**1977 8 CYL. F-250 w/5.8L (351 C.I.D.), 6.6L (400 C.I.D.) ENG. - 150" W.B., 4 W.D., FEDERAL EMISSIONS, w/o CONVERTER**  
(13255)



For 22000: SoundFX 18231  
Univ. SoundFX 17842  
Ultra Flo SS 17258<sup>576</sup>

Tru-Fit 18132  
Super Turbo 17785<sup>576</sup>  
H.D. Muffler 22583 $\Delta$

GENERAL  
INFORMATION

PASSENGER  
CAR

LIGHT  
TRUCK

MUFFLER  
SPECS.

OPTIONAL  
MUFFLERS

CONVERTER  
SPECS.

ACCESSORIES

FOOTNOTES

NOT LEGAL FOR SALE IN STATE OF CALIFORNIA  
IN NEW YORK STATE, CONVERTERS LISTED ARE LEGAL FOR FEDERAL/EPA EMISSION VEHICLES ONLY

$\Delta$  H.D. Arc-welded construction, recommended for commercial use.  
375 Regular Duty Muffler.  
376 Heavy Duty Muffler.

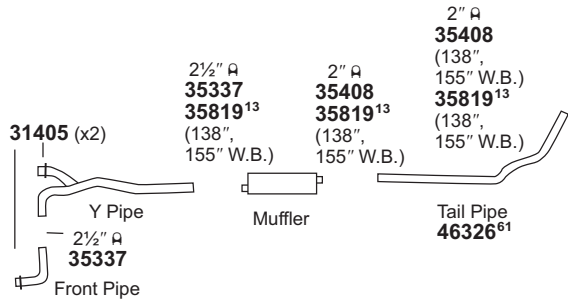
576 For installation instructions and additional parts required, see the Cross Reference Chart in the Master Catalog.

# LIGHT TRUCK

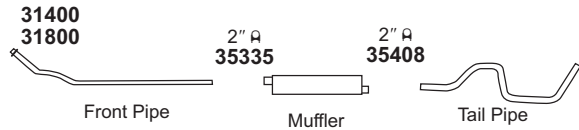
## FORD

Pickup 3/4 Ton - 2 & 4 W.D.

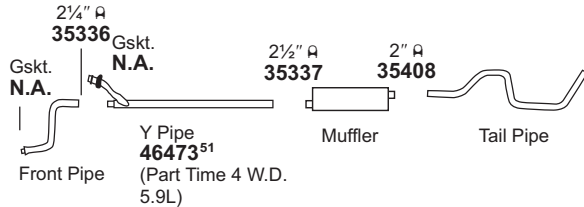
**1976-75 8 CYL. F-250 w/5.9L (360 C.I.D.) ENG. - 133", 138", 155" W.B., 2 W.D. (13256)**



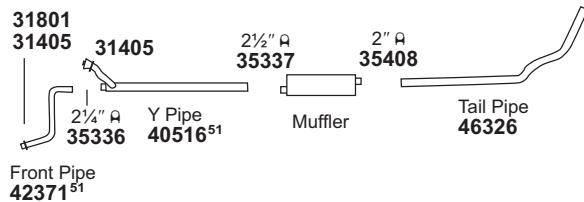
**1975-73 6 CYL. F-250 - 133" W.B., 4 W.D. (13257)**



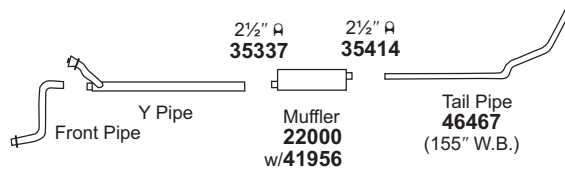
**1975-73 8 CYL. F-250 - 133" W.B., 4 W.D. (13258)**



**1975-74 8 CYL. F-250 w/5.9L (360 C.I.D.), 6.4L (390 C.I.D.) ENG., 2BBL - 133" W.B., 2 W.D. (BEFORE SER. V80,001) (13259)**



**1975-74 8 CYL. F-250 w/6.4L (390 C.I.D.) ENG., 4BBL - 155" W.B., 2 W.D. (BEFORE SER. V80,001) (13260)**



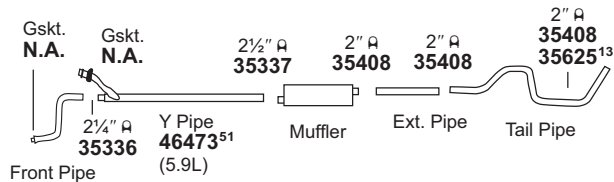
**NOTE: MUFFLER SHIELD REQUIRED. Use 35567 shield w/(2) 35564 strap clamps.**

For 22000: SoundFX 18231 Univ. SoundFX 17842 Ultra Flo SS 17258<sup>576</sup> Tru-Fit 18132 Super Turbo 17785<sup>576</sup> H.D. Muffler 22583  $\Delta$

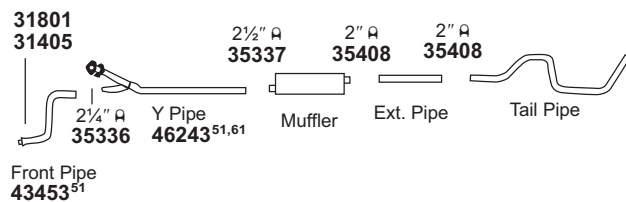
**1975-74 6 CYL. F-250 - 150" W.B., 4 W.D. (13261)**



**1975-74 8 CYL. F-250 - 150" W.B., 4 W.D. (13262)**



**1975-74 8 CYL. F-250 w/5.9L (360 C.I.D.), 6.4L (390 C.I.D.) ENG., 2BBL - 150" W.B., 2 W.D. (BEFORE SER. V80,001) (13263)**



31400 Gskt.	31405 Gskt.	31800 Flng.	31801 Flng.	35625 Hngr.	35819 Hngr.						

**NOT LEGAL FOR SALE IN STATE OF CALIFORNIA  
IN NEW YORK STATE, CONVERTERS LISTED ARE LEGAL FOR FEDERAL/EPA EMISSION VEHICLES ONLY**

$\Delta$  H.D. Arc-welded construction, recommended for commercial use.

<sup>13</sup> Fabric & Bracket replacement for O.E. type Hanger.

<sup>51</sup> Both parts required.

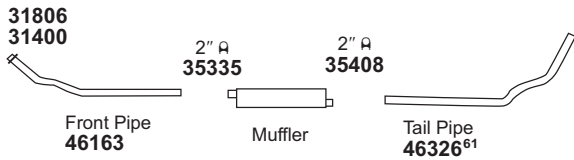
<sup>61</sup> Cut to fit.

<sup>576</sup> For installation instructions and additional parts required, see the Cross Reference Chart in the Master Catalog.

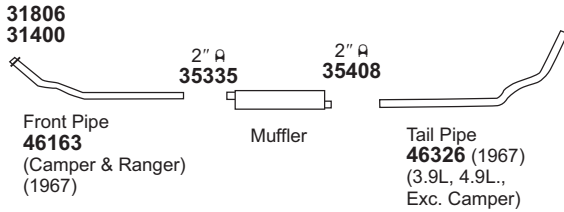


# LIGHT TRUCK

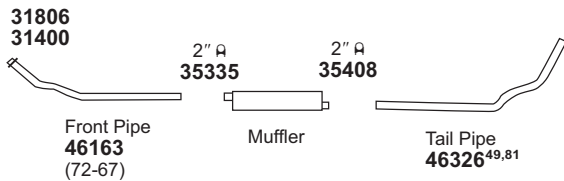
**1974-73 6 CYL. F-250 - 133" W.B., 2 W.D. (13264)**



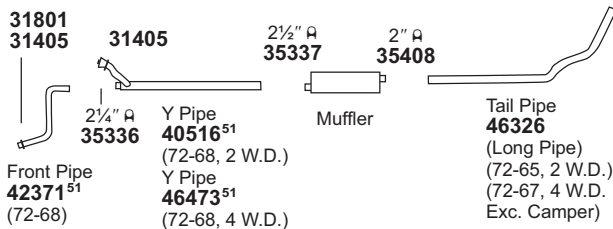
**1972-60 6 CYL. F-250, 4 W.D. (13265)**



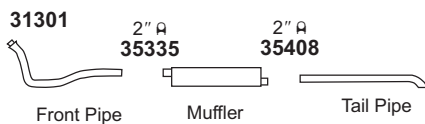
**1972-65 6 CYL. F-250, 2 W.D. (13266)**



**1972-65 8 CYL. F-250 (13267)**



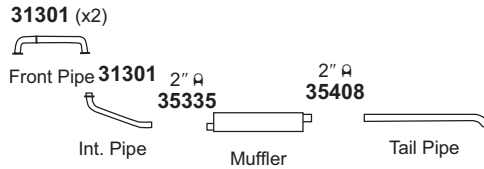
**1964-61 6 CYL. F-250, 2 W.D. (13268)**



31301 Gskt.	31400 Gskt.	31405 Gskt.	31638 Gskt.	31801 Fling.	31806 Fling.

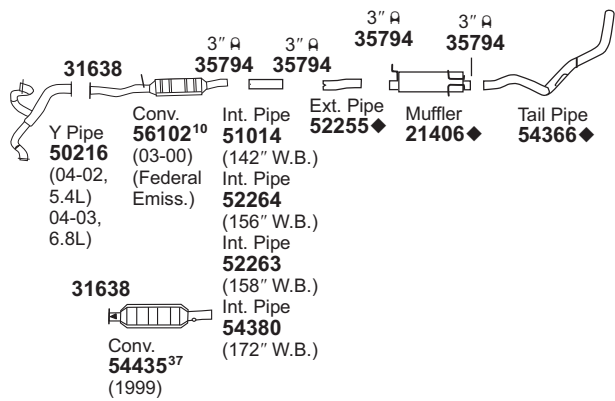
**FORD**  
Pickup 3/4 Ton - 2 & 4 W.D.

**1964-61 8 CYL. F-250, 2 W.D. (13269)**  
**1964-60 8 CYL. F-250, 4 W.D. (13269)**



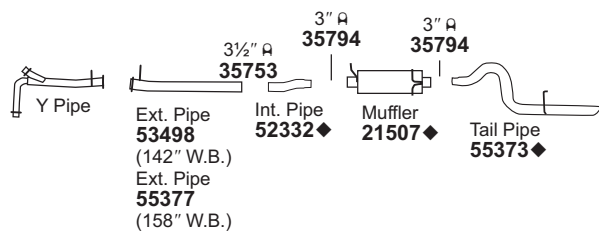
**FORD**  
Pickup 1 Ton - 2 & 4 W.D.

**2004-99 8-10 CYL. F350 SUPER DUTY w/5.4L, 6.8L ENG. - 137", 142", 156", 158", 172" W.B., (EXC. CHASSIS CAB) (13270)**



For 21406: SoundFX 18887

**2001-99 8 CYL. F350 SUPER DUTY w/7.3L DIESEL ENG. WIDE FRAME SUPER CAB, w/o CONVERTER (13271)**



NOT LEGAL FOR SALE IN STATE OF CALIFORNIA

IN NEW YORK STATE, CONVERTERS LISTED ARE LEGAL FOR FEDERAL/EPA EMISSION VEHICLES ONLY

◆ If welded assembly, replace all required parts.

10 Fits Federal/EPA Emission Vehicles.

37 Fits All Emissions Vehicles.

49 Side exit Tail Pipe. O.E. Design for anti-noise law areas is RR. exit Pipe.

51 Both parts required.

61 Cut to fit.

81 Cut 16" off Inlet for 114" W.B.

GENERAL INFORMATION

PASSENGER CAR

LIGHT TRUCK

MUFFLER SPECS.

OPTIONAL MUFFLERS

CONVERTER SPECS.

ACCESSORIES

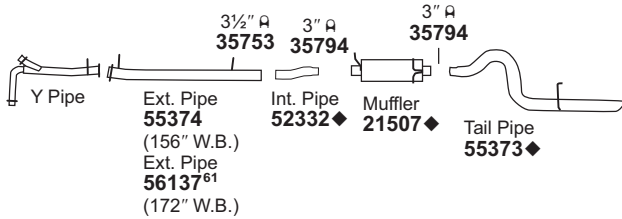
FOOTNOTES

# LIGHT TRUCK

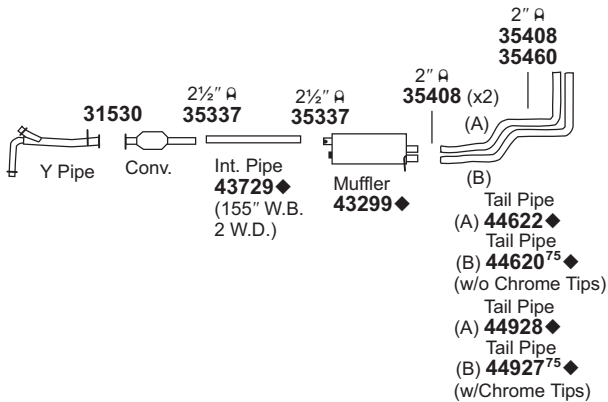
## FORD

Pickup 1 Ton - 2 & 4 W.D.

**2001-99 8 CYL. F350 SUPER DUTY w/7.3L DIESEL ENG. WIDE FRAME CREW CAB, w/o CONVERTER**  
(13272)



**1997-96 8 CYL. F350 w/5.8L ENG. - 133", 155" W.B., 2 W.D.**  
**1997-96 8 CYL. F350 w/5.8L ENG. - 133" W.B., 4 W.D.**  
(13273)

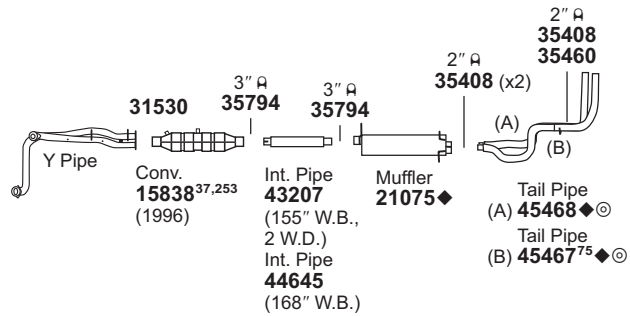


**DYNOMAX** SYSTEM AVAILABLE, See DynoMax Catalog

For 43299: SoundFX 18347

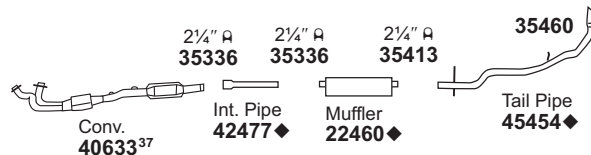
31512 Gskt.	31530 Gskt.	35274 Brkt.	35460 Insl.						

**1997-96 8 CYL. F350 w/7.5L EFI ENG. - 133", 155", 168" W.B.**  
(13274)



**NOTE: Reuse existing shields. If not reuseable, O.E. parts are required.**

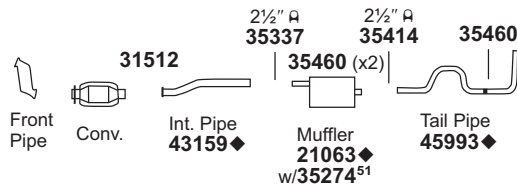
**1996 6 CYL. F350 w/4.9L ENG. - 133" W.B., 2 W.D.**  
(13275)



For 22460: SoundFX 18245  
Univ. SoundFX 17837  
Glasspack 24090

Tru-Fit 18156  
Super Turbo 17732#  
H.D. Muffler 22382△

**1996 8 CYL. F350 w/7.3L TURBO DIESEL - 168" W.B., w/CONVERTER**  
(13276)



For 21063: Super Turbo 17733#

Ultra Flo SS 17283#

**NOT LEGAL FOR SALE IN STATE OF CALIFORNIA**

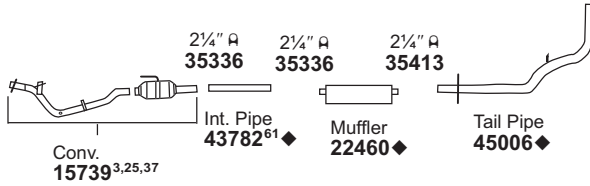
**IN NEW YORK STATE, CONVERTERS LISTED ARE LEGAL FOR FEDERAL/EPA EMISSION VEHICLES ONLY**

- ◆ If welded assembly, replace all required parts.
- ⊙ Air Gap Pipe. Appearance may be different than O.E. Pipe. Air space between Pipes acts as a Heat Insulator.
- △ H.D. Arc-welded construction, recommended for commercial use.
- # Modifications and/or additional parts required.

- 37 Fits All Emissions Vehicles.
- 51 Both parts required.
- 61 Cut to fit.
- 75 Requires (1) 35408 (2") Clamp to attach to Bracket on Outer Pipe.
- 253 3" Converter Inlet and Outlet.

# LIGHT TRUCK

**1995-88 6 CYL. F-350 w/4.9L ENG. - 133" W.B., 2 W.D. (13277)**



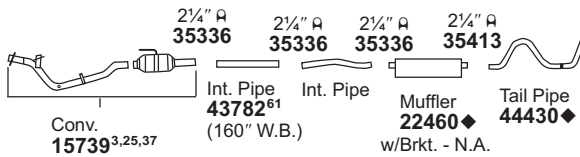
**NOTE: Reuse existing shields. If not reuseable, O.E. parts are required.**

For 15739: Univ. Conv. 15142#

For 22460: SoundFX 18245  
Univ. SoundFX 17837  
Glasspack 24090

Tru-Fit 18156  
Super Turbo 17732#  
H.D. Muffler 22382△

**1995-87 6 CYL. F-350 w/4.9L ENG., CHASSIS CAB - 136", 160" W.B., 2 W.D. (13278)**

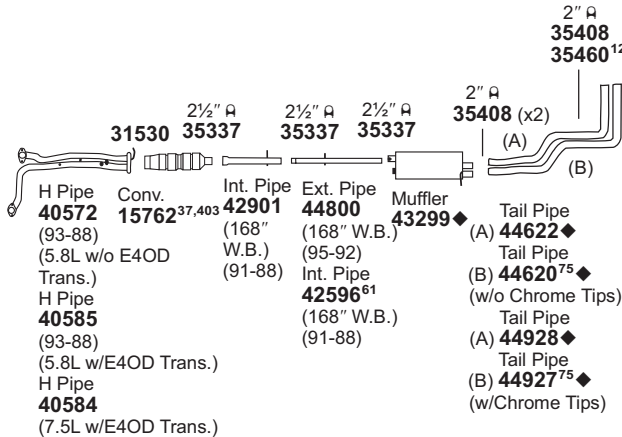


For 15739: Univ. Conv. 15142#

For 22460: SoundFX 18245  
Univ. SoundFX 17837  
Glasspack 24090

Tru-Fit 18156  
Super Turbo 17732#  
H.D. Muffler 22382△

**1995-88 8 CYL. F-350 w/5.8L ENG. - 133", 168" W.B., AFTER 2-88 (13279)**  
**1992-88 8 CYL. F-350 w/7.5L ENG. - 133", 168" W.B., AFTER 2-88 (13279)**



**NOTE: Reuse existing shields and clamps.**

For 43299: SoundFX 18347

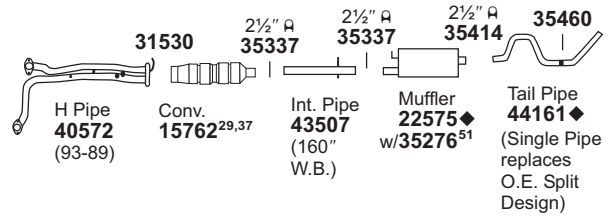
31530 Gskt.	35276 Brkt.	35460 Insl.																	

**NOT LEGAL FOR SALE IN STATE OF CALIFORNIA  
IN NEW YORK STATE, CONVERTERS LISTED ARE LEGAL FOR FEDERAL/EPA EMISSION VEHICLES ONLY**

- ◆ If welded assembly, replace all required parts.
- △ H.D. Arc-welded construction, recommended for commercial use.
- # Modifications and/or additional parts required.
- 3 May require 35574 Air Tube Kit for installation.
- 12 Rivet must be drilled out of O.E. Hanger.
- 25 Replaces multiple O.E. Converters. Only failed Converters may be replaced. See Catalytic Converter Installation Guide.

## FORD Pickup 1 Ton - 2 & 4 W.D.

**1995-89 8 CYL. F-350 w/5.8L ENG. EFI - 136", 160" W.B., 2 W.D., (EXC. ELECTRONIC 4 SPEED OVERDRIVE TRANSMISSION) (E4OD) (13280)**



For 22575: SoundFX 18373

GENERAL INFORMATION

PASSENGER CAR

LIGHT TRUCK

MUFFLER SPECS.

OPTIONAL MUFFLERS

CONVERTER SPECS.

ACCESSORIES

FOOTNOTES

- 29 Install supplied Plug in front Air Tap.
- 37 Fits All Emissions Vehicles.
- 51 Both parts required.
- 61 Cut to fit.
- 75 Requires (1) 35408 (2") Clamp to attach to Bracket on Outer Pipe.
- 403 Install supplied plug in front air tap for 88 - 91 models.

# LIGHT TRUCK

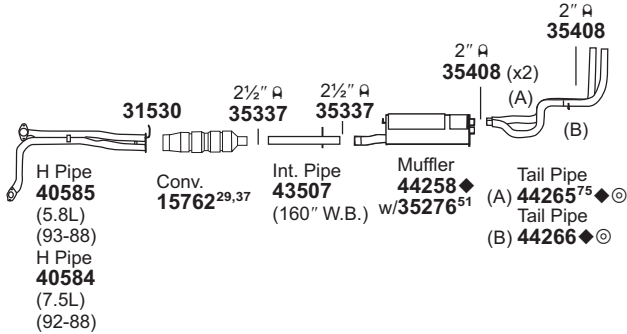
## FORD

Pickup 1 Ton - 2 & 4 W.D.

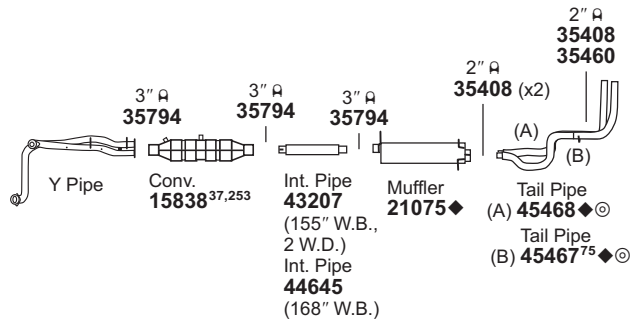
**1995-93 8 CYL. F-350 w/5.8L EFI ENG. - 136", 160" W.B., 2 W.D. w/ELECTRONIC 4 SPEED AUTOMATIC OVERDRIVE TRANSMISSION (E4OD)**

**1992-88 8 CYL. F-350 w/5.8L, 7.5L EFI ENG. - 136", 160" W.B., 2 W.D. w/ELECTRONIC 4 SPEED AUTOMATIC OVERDRIVE TRANSMISSION (E4OD)**

(13281)

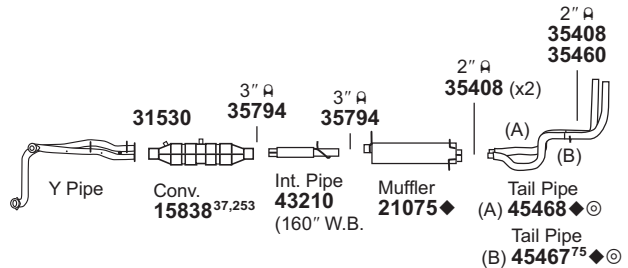


**1995-93 8 CYL. F-350 w/7.5L EFI ENG. - 133", 155", 168" W.B.**



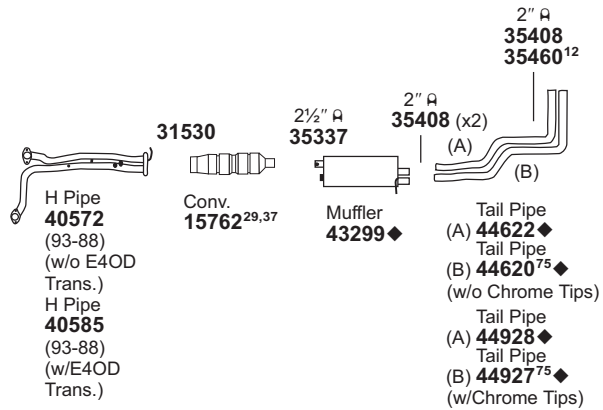
**NOTE: Reuse existing shields. If not reuseable, O.E. parts are required.**

**1995-93 8 CYL. F-350 w/7.5L EFI ENG. - 136", 160", 168" W.B.**



**NOTE: Reuse existing shields. If not reuseable, O.E. parts are required.**

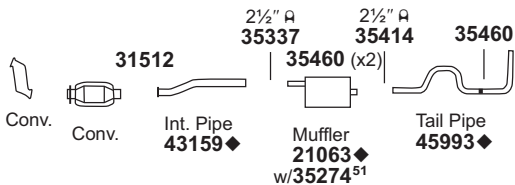
**1994-88 8 CYL. F-350 w/5.8L EFI ENG. - 133" W.B., 2 W.D.**



**NOTE: Reuse existing shields and clamps.**

For 43299: SoundFX 18347

**1995 8 CYL. F-350 w/7.3L TURBO DIESEL ENG. - 168" W.B., w/CONVERTER**



For 21063: Super Turbo 17733#

Ultra Flo SS 17283#

31512 Gskt.	31530 Gskt.	35274 Brkt.	35276 Brkt.	35460 Insl.															

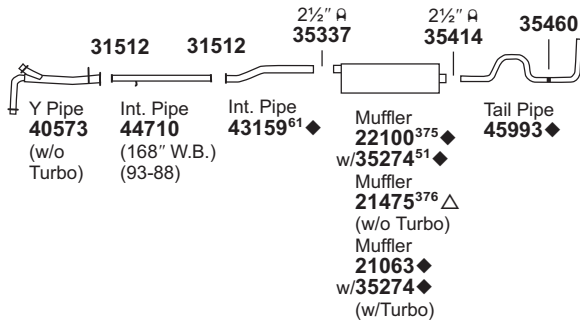
**NOT LEGAL FOR SALE IN STATE OF CALIFORNIA  
IN NEW YORK STATE, CONVERTERS LISTED ARE LEGAL FOR FEDERAL/EPA EMISSION VEHICLES ONLY**

- ◆ If welded assembly, replace all required parts.
- ◎ Air Gap Pipe. Appearance may be different than O.E. Pipe. Air space between Pipes acts as a Heat Insulator.
- # Modifications and/or additional parts required.

- 29 Install supplied Plug in front Air Tap.
- 37 Fits All Emissions Vehicles.
- 51 Both parts required.
- 75 Requires (1) 35408 (2") Clamp to attach to Bracket on Outer Pipe.
- 253 3" Converter Inlet and Outlet.

# LIGHT TRUCK

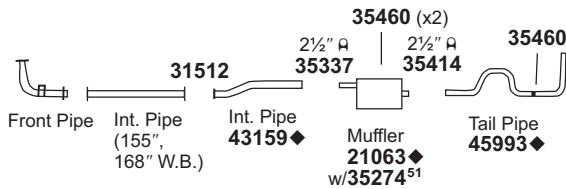
**1994-88 8 CYL. F-350 w/7.3L DIESEL ENG. - (13286)**  
**133", 155", 168" W.B.**



**NOTE:** Reuse existing shields. If not reuseable, O.E. parts are required.

- |                               |                     |
|-------------------------------|---------------------|
| For 21063: Super Turbo 17733# | Ultra Flo SS 17283# |
| For 22100: SoundFX 18209      | Univ. SoundFX 17197 |
| Super Turbo 17733#            | Ultra Flo SS 17283# |
| H.D. Muffler 21475△           |                     |

**1994 8 CYL. F-350 w/7.3L TURBO DIESEL ENG. - 133", 155", 168" W.B., (13287)**  
**w/o CONVERTER, w/2 1/2" MUFFLER INLET**

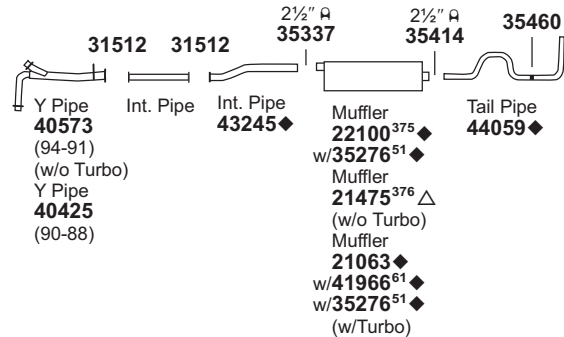


- |                               |                     |
|-------------------------------|---------------------|
| For 21063: Super Turbo 17733# | Ultra Flo SS 17283# |
|-------------------------------|---------------------|

31512 Gskt.	31530 Gskt.	35274 Brkt.	35276 Brkt.	35460 Insl.															
----------------	----------------	----------------	----------------	----------------	--	--	--	--	--	--	--	--	--	--	--	--	--	--	--

**FORD**  
**Pickup 1 Ton - 2 & 4 W.D.**

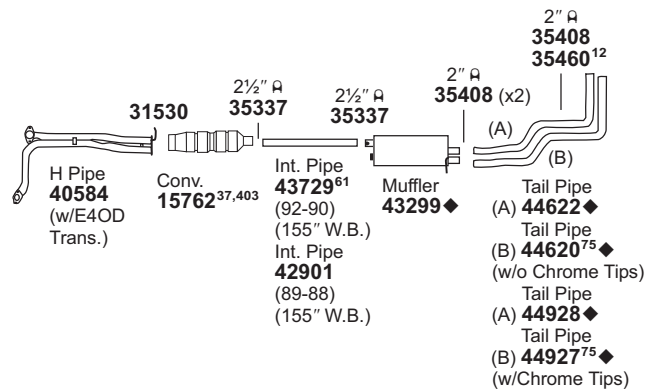
**1994-88 8 CYL. F-350 w/7.3L DIESEL ENG. - (13288)**  
**136", 160" W.B., CHASSIS CAB**



**NOTE:** Reuse existing shields. If not reuseable, O.E. parts are required.

- |                               |                     |
|-------------------------------|---------------------|
| For 21063: Super Turbo 17733# | Ultra Flo SS 17283# |
| For 22100: SoundFX 18209      | Univ. SoundFX 17197 |
| Super Turbo 17733#            | Ultra Flo SS 17283# |
| H.D. Muffler 21475△           |                     |

**1992-88 8 CYL. F-350 w/7.5L EFI ENG. - 133", (13289)**  
**155" W.B., 2 W.D. (AFTER 2-88)**



**NOTE:** Reuse existing shields and clamps.

- For 43299: SoundFX 18347

GENERAL INFORMATION

PASSENGER CAR

LIGHT TRUCK

MUFFLER SPECS.

OPTIONAL MUFFLERS

CONVERTER SPECS.

ACCESSORIES

FOOTNOTES

**NOT LEGAL FOR SALE IN STATE OF CALIFORNIA**  
**IN NEW YORK STATE, CONVERTERS LISTED ARE LEGAL FOR FEDERAL/EPA EMISSION VEHICLES ONLY**

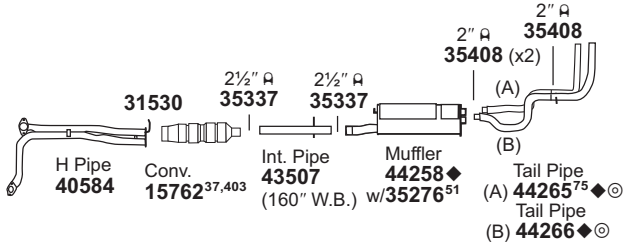
- ◆ If welded assembly, replace all required parts.
- △ H.D. Arc-welded construction, recommended for commercial use.
- # Modifications and/or additional parts required.
- 12 Rivet must be drilled out of O.E. Hanger.
- 37 Fits All Emissions Vehicles.
- 51 Both parts required.
- 61 Cut to fit.
- 75 Requires (1) 35408 (2") Clamp to attach to Bracket on Outer Pipe.
- 375 Regular Duty Muffler.
- 376 Heavy Duty Muffler.
- 403 Install supplied plug in front air tap for 88 - 91 models.

# LIGHT TRUCK

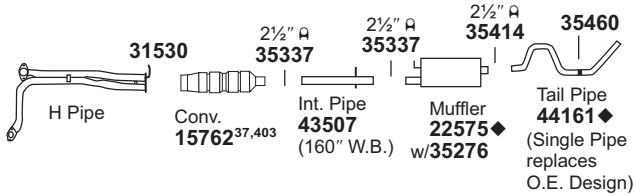
## FORD

Pickup 1 Ton - 2 & 4 W.D.

**1992-88 8 CYL. F-350 w/7.5L EFI ENG. - 136", 160" W.B., 4 W.D. (AFTER 2-88) w/ELECTRONIC 4 SPEED AUTOMATIC OVERDRIVE TRANSMISSION**  
(13290)

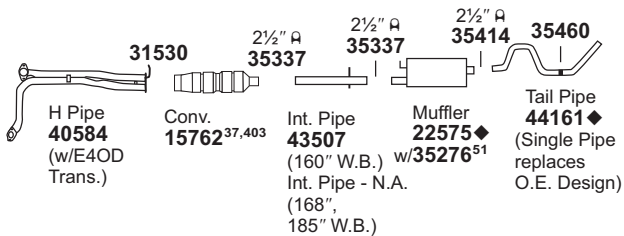


**1992-88 8 CYL. F-350 w/7.5L ENG. w/EFI - 136", 160" W.B., 4 W.D. (EXC. ELECTRONIC 4 SPEED AUTOMATIC OVERDRIVE TRANSMISSION (E4OD) w/CONVERTER)**  
(13291)



For 22575: SoundFX 18373

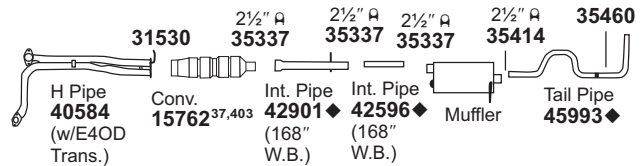
**1992-88 8 CYL. F-350 w/7.5L ENG. - 136", 160", 185" W.B., 2 W.D. w/CONVERTER**  
**1987 8 CYL. F-350 w/7.5L ENG. w/EFI - 133", 168" W.B., 2 W.D. w/CONVERTER**  
(13292)



For 22575: SoundFX 18373

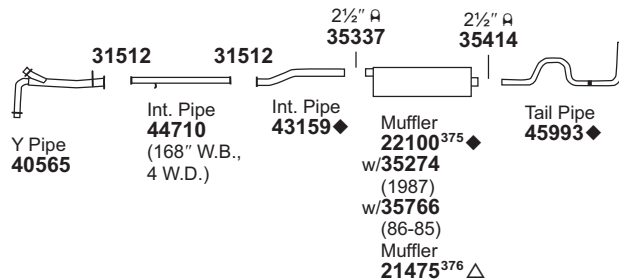
31512 Gskt.	31530 Gskt.	35274 Brkt.	35276 Brkt.	35460 Insl.	35766 Brkt.

**1988 8 CYL. F-350 w/7.5L ENG. - 133", 168" W.B. (BEFORE 2-88)**  
(13293)



**NOTE: Reuse existing shields. If not reuseable, O.E. parts are required.**

**1987-85 8 CYL. F-350 w/6.9L DIESEL ENG. - 133", 168" W.B. (AFTER 2-85)**  
(13294)

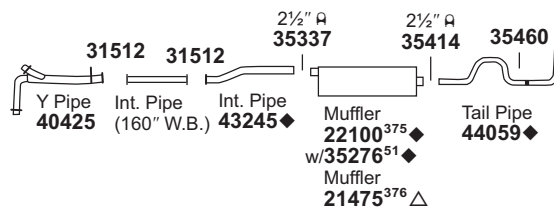


**NOTE: Reuse existing shields. If not reuseable, O.E. parts are required.**

For 22100: SoundFX 18209  
Super Turbo 17733#  
H.D. Muffler 21475<sup>△</sup>

Univ. SoundFX 17197  
Ultra Flo SS 17283#

**1987 8 CYL. F-350 w/6.9L DIESEL ENG. - 136", 160" W.B., CHASSIS CAB**  
(13295)



**NOTE: Reuse existing shields. If not reuseable, O.E. parts are required.**

For 22100: SoundFX 18209  
Super Turbo 17733#  
H.D. Muffler 21475<sup>△</sup>

Univ. SoundFX 17197  
Ultra Flo SS 17283#

NOT LEGAL FOR SALE IN STATE OF CALIFORNIA

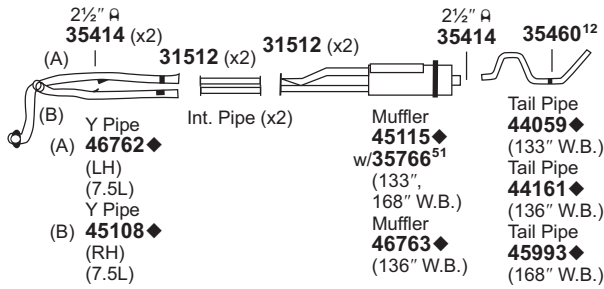
IN NEW YORK STATE, CONVERTERS LISTED ARE LEGAL FOR FEDERAL/EPA EMISSION VEHICLES ONLY

- ◆ If welded assembly, replace all required parts.
- ◎ Air Gap Pipe. Appearance may be different than O.E. Pipe. Air space between Pipes acts as a Heat Insulator.
- △ H.D. Arc-welded construction, recommended for commercial use.
- # Modifications and/or additional parts required.

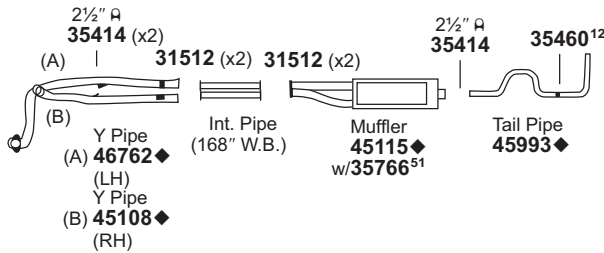
- 51 Both parts required.
- 75 Requires (1) 35408 (2") Clamp to attach to Bracket on Outer Pipe.
- 375 Regular Duty Muffler.
- 376 Heavy Duty Muffler.
- 403 Install supplied plug in front air tap for 88 - 91 models.

# LIGHT TRUCK

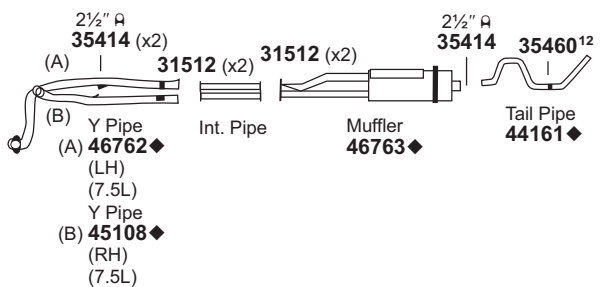
**1987-85 8 CYL. F-350 w/7.5L ENG. (EXC. EFI) - 133", 136", 168" W.B., 4 W.D. (AFTER 2-85)**  
**1986-85 8 CYL. F-350 w/5.8L ENG. 4BBL - 136" (13296) W.B., 4 W.D. (EXC. CALIF.)**



**1987-85 8 CYL. F-350 w/7.5L ENG. (EXC. EFI) - 133", 168" W.B., 2 W.D. (13297)**

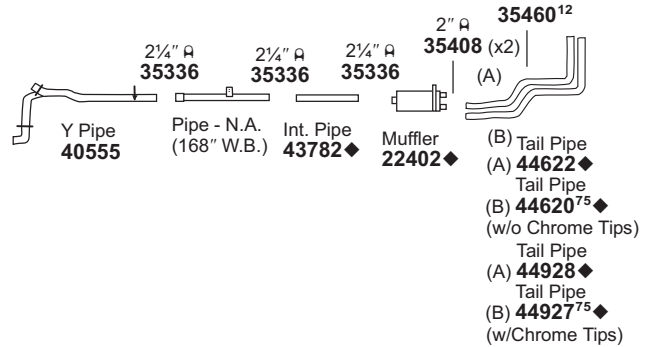


**1987-85 8 CYL. F-350 w/7.5L ENG. (EXC. EFI) - 136", 160" W.B., 2 W.D. (AFTER 2-85)**  
**1986-85 8 CYL. F-350 w/5.8L ENG. 4BBL - 136", (13298) 160" W.B., 2 W.D.**



## FORD Pickup 1 Ton - 2 & 4 W.D.

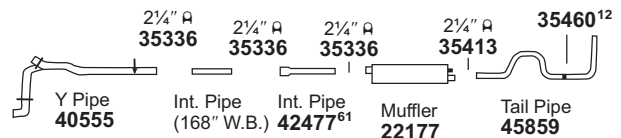
**1986-85 8 CYL. F-350 w/5.8L ENG., 4BBL - 133", (13299) 168" W.B., w/o CONVERTER, FEDERAL EMISSIONS**



**NOTE: If muffler has removable shield, reuse O.E. shield w/35564 strap clamp. If not reusable, use 35567 shield w/(2) 35564 strap clamps.**

For 22402: SoundFX 18239<sup>564</sup> Univ. SoundFX 17876#  
H.D. Muffler 22382  $\Delta$

**1985-83 8 CYL. F-350 w/5.8L ENG., 2BBL - 133", (13300) 168" W.B., 4 W.D., FEDERAL EMISSIONS**



**NOTE: If muffler has removable shield, reuse O.E. shield w/35564 strap clamp. If not reusable, use 35567 shield w/(2) 35564 strap clamps.**

For 22177: SoundFX 18298 Tru-Fit 18142<sup>522</sup>  
Univ. SoundFX 17878 Super Turbo 17732#  
Glasspack 24090<sup>511,519</sup> H.D. Muffler 22382  $\Delta$

31512 Gskt.	35460 Insl.	35766 Brkt.								

**NOT LEGAL FOR SALE IN STATE OF CALIFORNIA  
IN NEW YORK STATE, CONVERTERS LISTED ARE LEGAL FOR FEDERAL/EPA EMISSION VEHICLES ONLY**

- ◆ If welded assembly, replace all required parts.
- $\Delta$  H.D. Arc-welded construction, recommended for commercial use.
- # Modifications and/or additional parts required.
- 12 Rivet must be drilled out of O.E. Hanger.
- 51 Both parts required.
- 61 Cut to fit.

- 75 Requires (1) 35408 (2") Clamp to attach to Bracket on Outer Pipe.
- 511 Requires 35103 Hanger.
- 519 Requires 41954 Adapter on Outlet.
- 522 Requires 35003 Bracket.
- 564 Requires 35168 Bracket.

GENERAL INFORMATION

PASSENGER CAR

LIGHT TRUCK

MUFFLER SPECS.

OPTIONAL MUFFLERS

CONVERTER SPECS.

ACCESSORIES

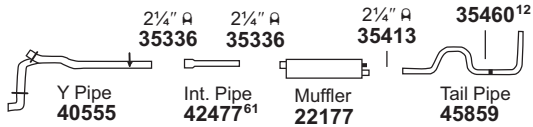
FOOTNOTES

# LIGHT TRUCK

## FORD

Pickup 1 Ton - 2 & 4 W.D.

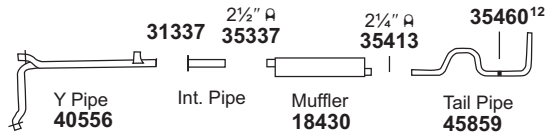
**1985-83 8 CYL. F-350 w/5.8L ENG., 2BBL - 133", 168" W.B., 2 W.D., w/o CONVERTER (13301)**



**NOTE: If muffler has removable shield, reuse O.E. shield w/35564 strap clamp. If not reuseable, use 35567 shield w/(2) 35564 strap clamps.**

For 22177: SoundFX 18298 Univ. SoundFX 17878 Glasspack 24090<sup>511,519</sup> Tru-Fit 18142<sup>522</sup> Super Turbo 17732# H.D. Muffler 22382△

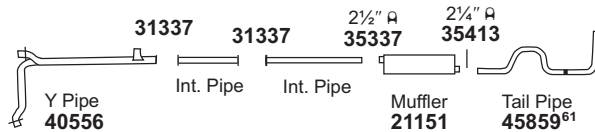
**1985-83 8 CYL. F-350 w/6.9L DIESEL ENG. - (13302) 133" W.B. (BEFORE 2-85)**



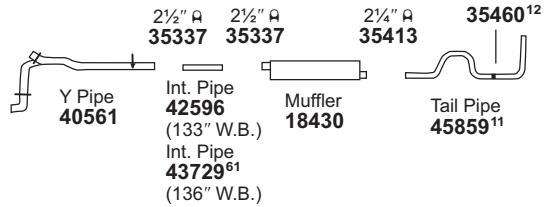
**NOTE: If muffler has removable shield, reuse O.E. shield w/35564 strap clamp. If not reuseable, use 35567 shield w/(2) 35564 strap clamps.**

For 18430: Super Turbo 17785<sup>576</sup>

**1985-83 8 CYL. F-350 w/6.9L DIESEL ENG. - (13303) 136", 160" W.B. (BEFORE 2-85)**



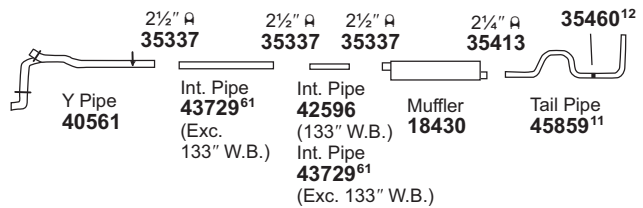
**1985-83 8 CYL. F-350 w/7.5L ENG. - 133", 136" (13304) W.B., 4 W.D. (BEFORE 2-85)**



**NOTE: If muffler has removable shield, reuse O.E. shield w/35564 strap clamp. If not reuseable, use 35567 shield w/(2) 35564 strap clamps.**

For 18430: Super Turbo 17785<sup>576</sup>

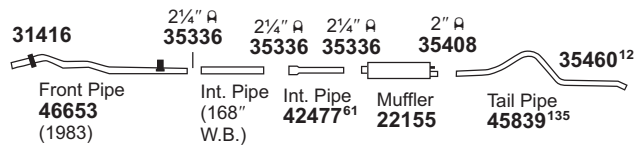
**1985-83 8 CYL. F-350 w/7.5L - 133", 136", 160", (13305) 168" W.B., 2 W.D. (BEFORE 2-85)**



**NOTE: If muffler has removable shield, reuse O.E. shield w/35564 strap clamp. If not reuseable, use 35567 shield w/(2) 35564 strap clamps.**

For 18430: Super Turbo 17785<sup>576</sup>

**1984-83 6 CYL. F-350 w/4.9L ENG. - 133", (13306) 168" W.B., 2 W.D.**



**NOTE: If muffler has removable shield, reuse O.E. shield w/35564 strap clamp. If not reuseable, use 35567 shield w/(2) 35564 strap clamps.**

For 22155: SoundFX 18319 Univ. SoundFX 17868 H.D. Muffler 22582△ Tru-Fit 18170<sup>522</sup> Super Turbo 17732#

31337 Gskt.	31416 Gskt.	35460 Insl.									

**NOT LEGAL FOR SALE IN STATE OF CALIFORNIA  
IN NEW YORK STATE, CONVERTERS LISTED ARE LEGAL FOR FEDERAL/EPA EMISSION VEHICLES ONLY**

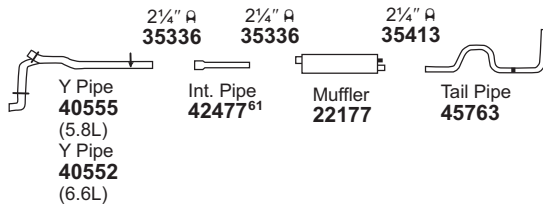
- △ H.D. Arc-welded construction, recommended for commercial use.
- # Modifications and/or additional parts required.
- 11 Exc. anti-noise law areas.
- 12 Rivet must be drilled out of O.E. Hanger.
- 61 Cut to fit.
- 966 135 Pipe w/Rod Style Bracket.

- 511 Requires 35103 Hanger.
- 519 Requires 41954 Adapter on Outlet.
- 522 Requires 35003 Bracket.
- 576 For installation instructions and additional parts required, see the Cross Reference Chart in the Master Catalog.



# LIGHT TRUCK

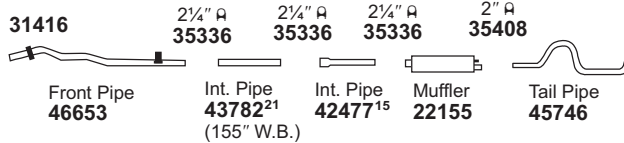
**1982 8 CYL. F-350 w/5.8L (WINDSOR), 6.6L (13307) ENG. - 133" W.B., R.W.D.**



**NOTE:** If muffler has removable shield, reuse O.E. shield w/35564 strap clamp.  
If not reuseable, use 35567 shield w/(2) 35564 strap clamps.

For 22177: SoundFX 18298 Tru-Fit 18142<sup>522</sup>  
Univ. SoundFX 17878 Super Turbo 17732#  
Glasspack 24090<sup>511,519</sup> H.D. Muffler 22382△

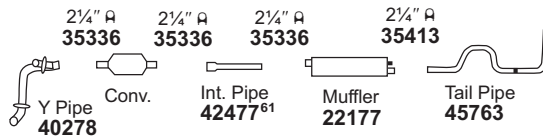
**1981-80 6 CYL. F-350 w/4.9L (300 C.I.D.) ENG., (13308) 133", 155" W.B.**



**NOTE:** If muffler has removable shield, reuse O.E. shield w/35564 strap clamp.  
If not reuseable, use 35567 shield w/(2) 35564 strap clamps.

For 22155: SoundFX 18319 Tru-Fit 18170<sup>522</sup>  
Univ. SoundFX 17868 Super Turbo 17732#  
H.D. Muffler 22582△

**1981 8 CYL. F-350 w/5.8L ENG. - 133" W.B., (13309) 4 W.D., w/CONVERTER**



**NOTE:** If muffler has removable shield, reuse O.E. shield w/35564 strap clamp.  
If not reuseable, use 35567 shield w/(2) 35564 strap clamps.

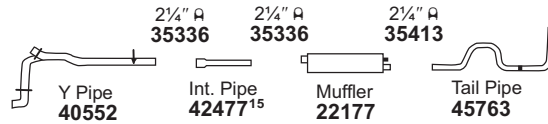
For 22177: SoundFX 18298 Tru-Fit 18142<sup>522</sup>  
Univ. SoundFX 17878 Super Turbo 17732#  
Glasspack 24090<sup>511,519</sup> H.D. Muffler 22382△

31416 Gskt.



**FORD**  
Pickup 1 Ton - 2 & 4 W.D.

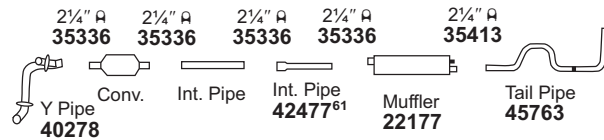
**1981 8 CYL. F-350 w/5.8L (CLEVELAND) 6.6L (13310) ENG. - 133" W.B., R.W.D.**



**NOTE:** If muffler has removable shield, reuse O.E. shield w/35564 strap clamp.  
If not reuseable, use 35567 shield w/(2) 35564 strap clamps.

For 22177: SoundFX 18298 Tru-Fit 18142<sup>522</sup>  
Univ. SoundFX 17878 Super Turbo 17732#  
Glasspack 24090<sup>511,519</sup> H.D. Muffler 22382△

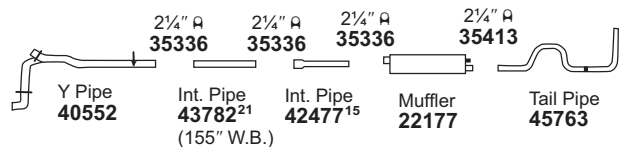
**1981 8 CYL. F-350 w/5.8L, 6.6L ENG. - 133", (13311) 155" W.B., 2 W.D. w/CONVERTER**



**NOTE:** If muffler has removable shield, reuse O.E. shield w/35564 strap clamp.  
If not reuseable, use 35567 shield w/(2) 35564 strap clamps.

For 22177: SoundFX 18298 Tru-Fit 18142<sup>522</sup>  
Univ. SoundFX 17878 Super Turbo 17732#  
Glasspack 24090<sup>511,519</sup> H.D. Muffler 22382△

**1980 8 CYL. F-350 w/5.8L (351 C.I.D.), 6.6L (13312) (400 C.I.D.) ENG. -133", 155" W.B.**



For 22177: SoundFX 18298 Tru-Fit 18142<sup>522</sup>  
Univ. SoundFX 17878 Super Turbo 17732#  
Glasspack 24090<sup>511,519</sup> H.D. Muffler 22382△

GENERAL INFORMATION

PASSENGER CAR

LIGHT TRUCK

MUFFLER SPECS.

OPTIONAL MUFFLERS

CONVERTER SPECS.

ACCESSORIES

FOOTNOTES

NOT LEGAL FOR SALE IN STATE OF CALIFORNIA  
IN NEW YORK STATE, CONVERTERS LISTED ARE LEGAL FOR FEDERAL/EPA EMISSION VEHICLES ONLY

△ H.D. Arc-welded construction, recommended for commercial use.  
# Modifications and/or additional parts required.  
15 Cut 2 1/2" off Outlet.  
21 Cut 2" off Outlet.

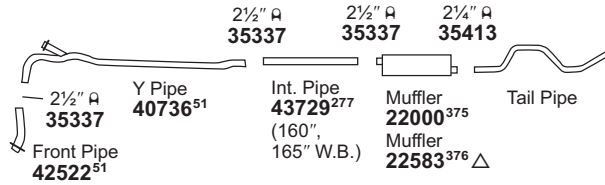
61 Cut to fit.  
511 Requires 35103 Hanger.  
519 Requires 41954 Adapter on Outlet.  
522 Requires 35003 Bracket.

# LIGHT TRUCK

## FORD

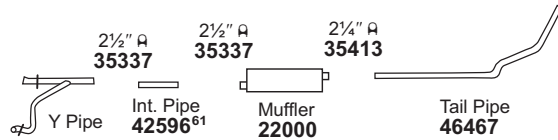
Pickup 1 Ton - 2 & 4 W.D.

**1979 8 CYL. F-350 w/5.8L (351 C.I.D.), 6.6L (400 C.I.D.) ENG. - 136", 140", 160", 165.5" W.B., 2 W.D. (13313)**



For 22000: SoundFX 18231 Tru-Fit 18132  
Univ. SoundFX 17842 Super Turbo 17785<sup>576</sup>  
Ultra Flo SS 17258<sup>576</sup> H.D. Muffler 22583 △

**1979 8 CYL. F-350 w/5.8L (351 C.I.D.), 6.6L (400 C.I.D.) ENG. - 155" W.B., 4 W.D. (13314)**



**NOTE: MUFFLER SHIELD REQUIRED.**  
Use 35567 shield w/(2) 35564 strap clamps.

For 22000: SoundFX 18231 Tru-Fit 18132  
Univ. SoundFX 17842 Super Turbo 17785<sup>576</sup>  
Ultra Flo SS 17258<sup>576</sup> H.D. Muffler 22583 △

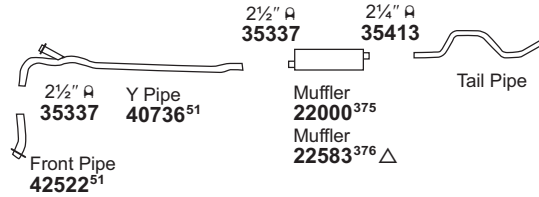
**1978 6 CYL. F-350, 2 W.D. (13315)**



31405 Gskt.	31801 Flng.	35625 Hngr.								

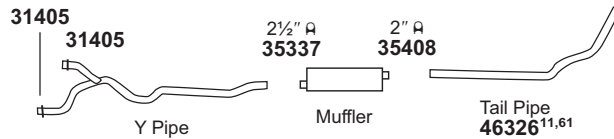
**1978 8 CYL. F-350 w/5.8 (351 C.I.D.), 6.6L (400 C.I.D.) ENG. - 136", 140", 160" W.B., 2 W.D. (13316)**

**1977 8 CYL. F-350 w/5.8L (351 C.I.D.), 6.6L (400 C.I.D.) ENG. - 137", 140", 161", 166" W.B., 2 W.D., FEDERAL EMISSIONS (13316)**

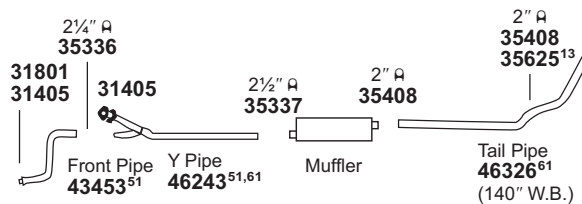


For 22000: SoundFX 18231 Tru-Fit 18132  
Univ. SoundFX 17842 Super Turbo 17785<sup>576</sup>  
Ultra Flo SS 17258<sup>576</sup> H.D. Muffler 22583 △

**1976-75 8 CYL. F-350 w/5.9L (360 C.I.D.) ENG. - 155" W.B., 2 W.D. (AFTER SER. V80,001) (13317)**



**1975-73 8 CYL. F-350 w/5.9L (360 C.I.D.), 6.4L (390 C.I.D.) ENG., 2BBL - 136", 140", 160" W.B., 2 W.D. (BEFORE SER. V80,001) (13318)**



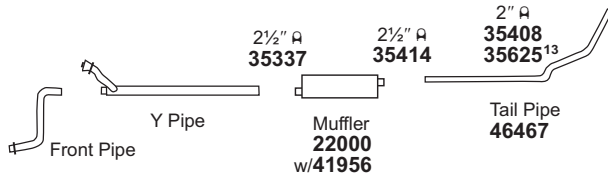
**NOT LEGAL FOR SALE IN STATE OF CALIFORNIA  
IN NEW YORK STATE, CONVERTERS LISTED ARE LEGAL FOR FEDERAL/EPA EMISSION VEHICLES ONLY**

△ H.D. Arc-welded construction, recommended for commercial use.  
11 Exc. anti-noise law areas.  
13 Fabric & Bracket replacement for O.E. type Hanger.  
51 Both parts required.  
61 Cut to fit.

277 Cut 10" off unnotched end for 160" W.B. & 4" from unnotched end for 165.5" W.B.  
375 Regular Duty Muffler.  
376 Heavy Duty Muffler.  
576 For installation instructions and additional parts required, see the Cross Reference Chart in the Master Catalog.

# LIGHT TRUCK

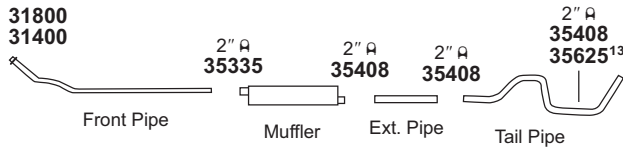
**1975-73 8 CYL. F-350 w/6.4L (390 C.I.D.) ENG., 4BBL - 155" W.B., 2 W.D. (13319) (BEFORE SER. V80,001)**



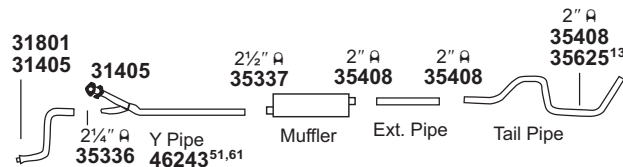
**NOTE: MUFFLER SHIELD REQUIRED.**  
Use 35567 shield w/(2) 35564 strap clamps.

For 22000: SoundFX 18231 Tru-Fit 18132  
Univ. SoundFX 17842 Super Turbo 17785<sup>576</sup>  
Ultra Flo SS 17258<sup>576</sup> H.D. Muffler 22583△

**1975-73 6 CYL. F-350 - 166" W.B., 2 W.D. (13320) (BEFORE SER. V80,001)**



**1975-73 8 CYL. F-350 w/5.9L (360 C.I.D.), 6.4L (390 C.I.D.) ENG., 2BBL - 166" W.B., 2 W.D. (13321) (BEFORE SER. V80,001)**



Front Pipe 43453<sup>51</sup>

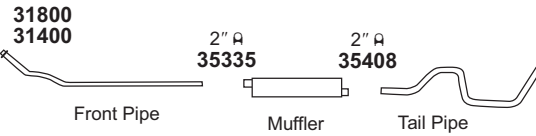
31400 Gskt.	31405 Gskt.	31800 Flng.	31801 Flng.	35625 Hngr.															
-------------	-------------	-------------	-------------	-------------	--	--	--	--	--	--	--	--	--	--	--	--	--	--	--

**NOT LEGAL FOR SALE IN STATE OF CALIFORNIA  
IN NEW YORK STATE, CONVERTERS LISTED ARE LEGAL FOR FEDERAL/EPA EMISSION VEHICLES ONLY**

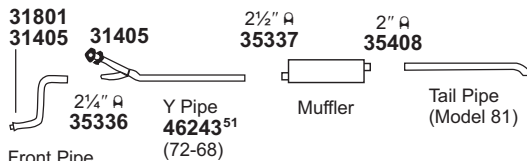
◆ If welded assembly, replace all required parts.  
△ H.D. Arc-welded construction, recommended for commercial use.  
13 Fabric & Bracket replacement for O.E. type Hanger.  
51 Both parts required.

## FORD Pickup 1 Ton - 2 & 4 W.D.

**1972-67 6 CYL. F-350, 2 W.D. (13322)**



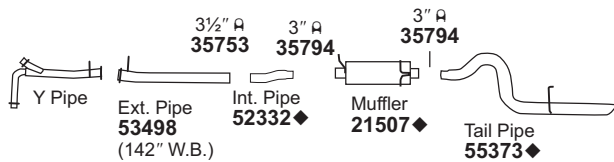
**1972-65 8 CYL. F-350, 2 W.D. (13323)**



Front Pipe 43453<sup>51</sup> (72-68) (After Ser. D12,001)

## FORD Pickup- F-450 Super Duty

**2001-99 8 CYL. F450 SUPER DUTY w/7.3L DIESEL ENG., WIDE FRAME (EXC. CHASSIS CAB), w/o CONVERTER (13324)**



Ext. Pipe 53498 (142" W.B.)  
Ext. Pipe 55374 (156" W.B.)  
Ext. Pipe 55377 (158" W.B.)  
Ext. Pipe 56137<sup>61</sup> (172" W.B.)

61 Cut to fit.  
576 For installation instructions and additional parts required, see the Cross Reference Chart in the Master Catalog.

GENERAL INFORMATION

PASSENGER CAR

LIGHT TRUCK

MUFFLER SPECS.

OPTIONAL MUFFLERS

CONVERTER SPECS.

ACCESSORIES

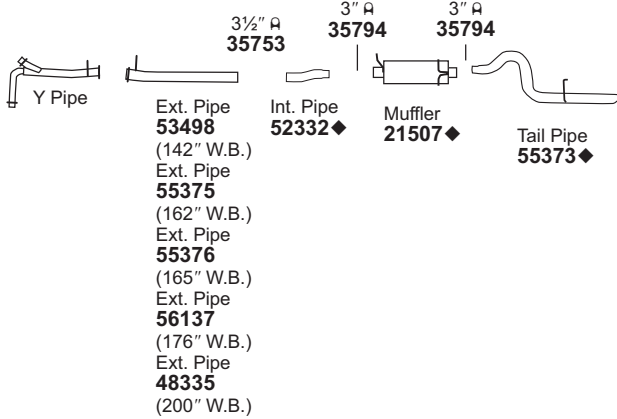
FOOTNOTES

# LIGHT TRUCK

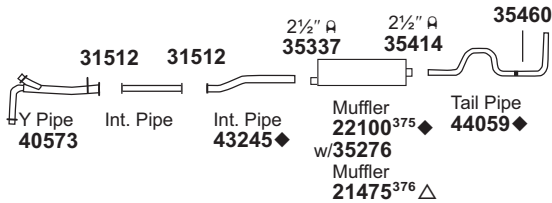
## FORD

Pickup- F-450 Super Duty

**2001-99 8 CYL. F450 SUPER DUTY w/7.3L DIESEL ENG. WIDE FRAME CHASSIS CAB, w/o CONVERTER**  
(13325)



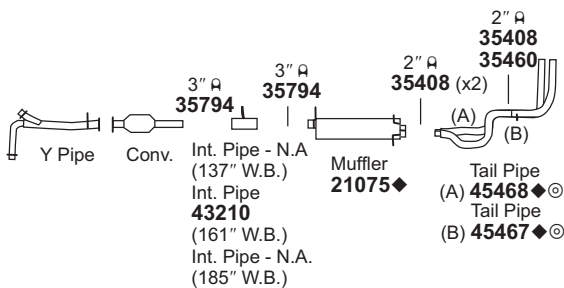
**1997 8 CYL. F450 SUPER DUTY w/7.3L TURBO DIESEL ENG.**  
(13326)



For 22100: SoundFX 18209 Super Turbo 17733#  
H.D. Muffler 21475 △

Univ. SoundFX 17197  
Ultra Flo SS 17283#

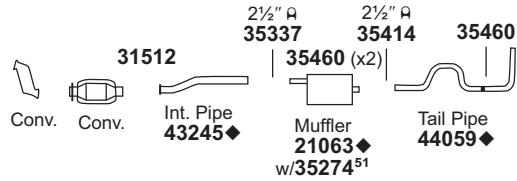
**1997-96 8 CYL. F450 SUPER DUTY CHASSIS CAB w/7.5L ENG. - 137", 161", 185" W.B.**  
(13327)



**NOTE: Front bracket on muffler not required on all models - cut off if it interferes.**

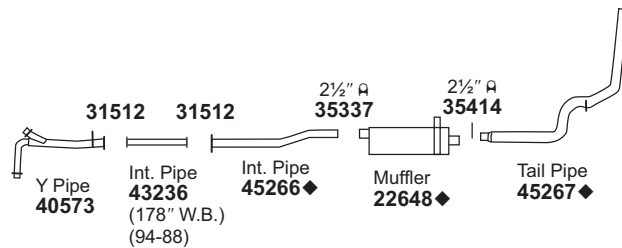
31512 Gskt.	35274 Brkt.	35276 Brkt.	35460 Insl.									

**1995 8 CYL. F450 SUPER DUTY CHASSIS CAB w/7.3L TURBO DIESEL ENG. - 136", 160", 185" W.B., w/CONVERTER**  
(13328)



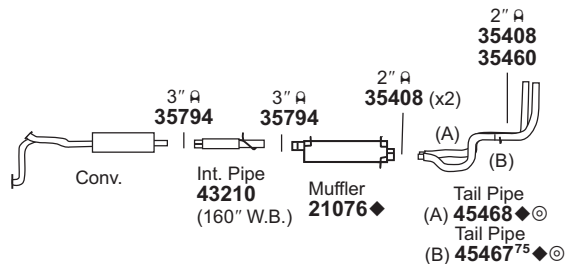
For 21063: Super Turbo 17733# Ultra Flo SS 17283#

**1995-88 8 CYL. F450 COMMERCIAL STRIPPED CHASSIS w/7.3L DIESEL ENG. - 158", 178" W.B.**  
(13329)



For 22648: Univ. SoundFX 17197# Super Turbo 17748#  
Ultra Flo SS 17289#

**1995-93 8 CYL. F450 w/7.5L ENG. - 136", 160" W.B., w/o CONVERTER**  
(13330)



**NOTE: Reuse existing shields. If not reuseable, O.E. parts are required.**

For 21076: SoundFX 18936

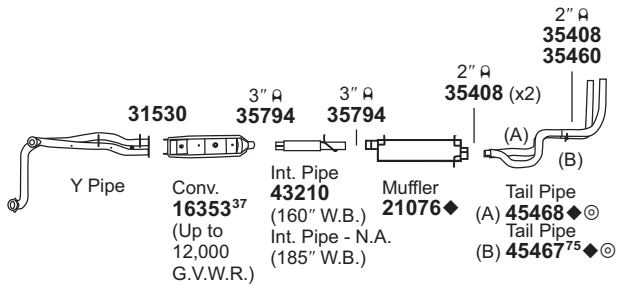
**NOT LEGAL FOR SALE IN STATE OF CALIFORNIA  
IN NEW YORK STATE, CONVERTERS LISTED ARE LEGAL FOR FEDERAL/EPA EMISSION VEHICLES ONLY**

- ◆ If welded assembly, replace all required parts.
- ⊙ Air Gap Pipe. Appearance may be different than O.E. Pipe. Air space between Pipes acts as a Heat Insulator.
- △ H.D. Arc-welded construction, recommended for commercial use.
- # Modifications and/or additional parts required.

- 51 Both parts required.
- 75 Requires (1) 35408 (2") Clamp to attach to Bracket on Outer Pipe.
- 375 Regular Duty Muffler.
- 376 Heavy Duty Muffler.

# LIGHT TRUCK

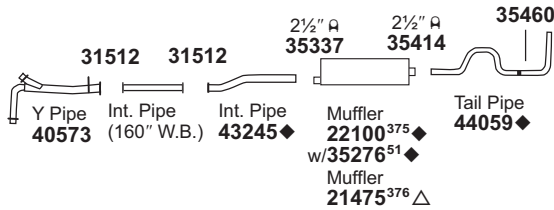
**1995-93 8 CYL. F450 w/7.5L ENG. - 136", 160", (13331)**  
**185" W.B., w/CONVERTER**



**NOTE: Reuse existing shields. If not reuseable, O.E. parts are required.**

For 16353: Univ. Conv. 15103#  
 For 21076: SoundFX 18936

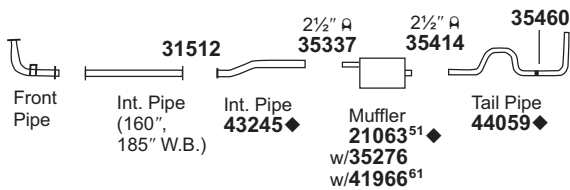
**1994-90 8 CYL. F450 w/7.3L DIESEL ENG. - 136", 160" W.B., CHASSIS CAB (EXC. TURBO)**  
**(13332)**



**NOTE: Reuse existing shields. If not reuseable, O.E. parts are required.**

For 22100: SoundFX 18209      Univ. SoundFX 17197  
 Super Turbo 17733#      Ultra Flo SS 17283#  
 H.D. Muffler 21475△

**1994 8 CYL. F450 SUPER DUTY CHASSIS CAB w/7.3L DIESEL ENG. - 136", 160", 185" W.B. w/o CONVERTER, TURBO**  
**(13333)**



For 21063: Super Turbo 17733#      Ultra Flo SS 17283#

31512 Gskt. 	31530 Gskt. 	35276 Brkt. 	35460 Insl. 								
--------------------	--------------------	--------------------	--------------------	--	--	--	--	--	--	--	--

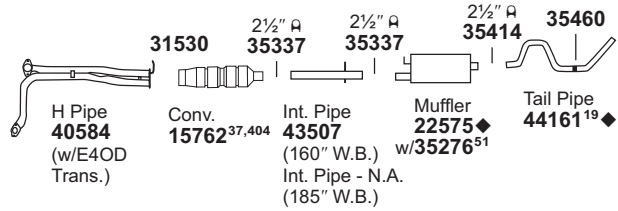
**NOT LEGAL FOR SALE IN STATE OF CALIFORNIA**

**IN NEW YORK STATE, CONVERTERS LISTED ARE LEGAL FOR FEDERAL/EPA EMISSION VEHICLES ONLY**

- ◆ If welded assembly, replace all required parts.
- ⊙ Air Gap Pipe. Appearance may be different than O.E. Pipe. Air space between Pipes acts as a Heat Insulator.
- △ H.D. Arc-welded construction, recommended for commercial use.
- # Modifications and/or additional parts required.
- 19 V266 & 304 Gas Eng.
- 37 Fits All Emissions Vehicles.

**FORD Pickup- F-450 Super Duty**

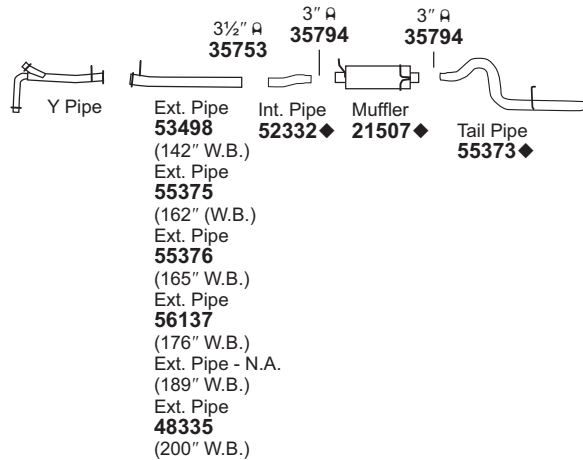
**1992-90 8 CYL. F450 w/7.5L ENG. - 136", 160", (13334)**  
**185" W.B., w/CONVERTER**



For 22575: SoundFX 18373

**FORD Pickup- F-550 Super Duty**

**2001-99 8 CYL. F550 SUPER DUTY w/7.3L DIESEL ENG. WIDE FRAME CHASSIS CAB, w/o CONVERTER**  
**(13335)**



- 51 Both parts required.
- 61 Cut to fit.
- 75 Requires (1) 35408 (2") Clamp to attach to Bracket on Outer Pipe.
- 375 Regular Duty Muffler.
- 376 Heavy Duty Muffler.
- 404 Install supplied plug in front air tap for 88 - 89 models w/ single air tap.

GENERAL INFORMATION

PASSENGER CAR

LIGHT TRUCK

MUFFLER SPECS.

OPTIONAL MUFFLERS

CONVERTER SPECS.

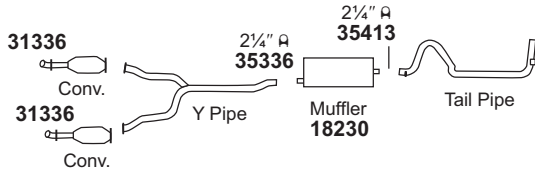
ACCESSORIES

FOOTNOTES

# LIGHT TRUCK

## FORD Ranchero

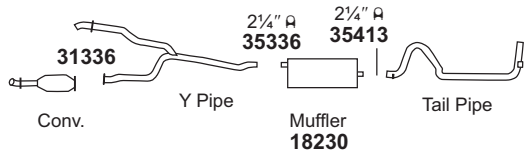
**1976-75 8 CYL. RANCHERO w/5.8L (351 C.I.D.),  
6.6L (400 C.I.D.) ENG.  
(13336) w/TWO CONVERTERS**



**NOTE:** Reuse existing shields. If not reuseable, O.E. parts are required.

For 18230: Tru-Fit 18113 Super Turbo 17747# Univ. SoundFX 17808

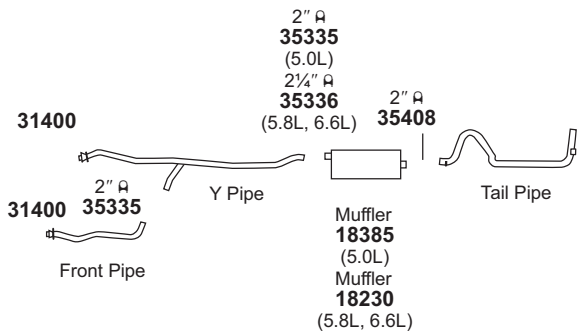
**1975 8 CYL. RANCHERO w/5.8L (351 C.I.D.),  
6.6L (400 C.I.D.) ENG.  
(13337) w/ONE CONVERTER**



**NOTE:** Reuse existing shields. If not reuseable, O.E. parts are required.

For 18230: Tru-Fit 18113 Super Turbo 17747# Univ. SoundFX 17808

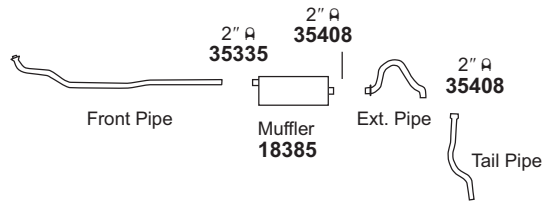
**1974 8 CYL. RANCHERO w/5.0L (302 C.I.D.),  
5.8L (351 C.I.D.), 6.6L (400 C.I.D.)  
(13338) ENG.**



For 18230: Tru-Fit 18113 Super Turbo 17747# Univ. SoundFX 17808

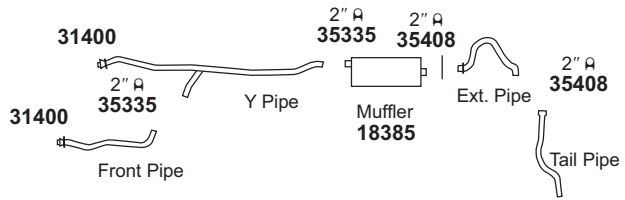
For 18385: Tru-Fit 18101 Univ. SoundFX 17820#

**1973-72 6 CYL. RANCHERO  
(13339)**



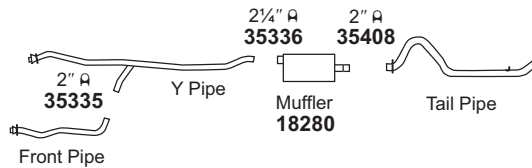
For 18385: Tru-Fit 18101 Univ. SoundFX 17820#

**1973-72 8 CYL. RANCHERO w/5.0L (302 C.I.D.)  
(13340) ENG. (BEFORE 2-5-73)**



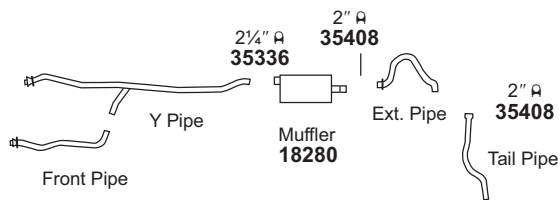
For 18385: Tru-Fit 18101 Univ. SoundFX 17820#

**1973 8 CYL. RANCHERO w/5.8L (351 C.I.D.)  
(13341) ENG. (AFTER 2-5-73),  
w/6.6L (400 C.I.D.) ENG. (AFTER  
1-19-73)**



For 18280: Tru-Fit 18111 Super Turbo 17747# Univ. SoundFX 17800

**1973-72 8 CYL. RANCHERO w/5.8L (351 C.I.D.)  
(13342) ENG. (BEFORE 2-5-73),  
w/6.6L (400 C.I.D.) ENG.  
(BEFORE 1-19-73), SINGLE  
EXHAUST**



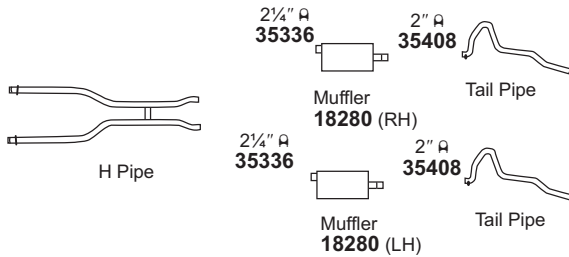
For 18280: Tru-Fit 18111 Super Turbo 17747# Univ. SoundFX 17800

31336 Gskt. 	31400 Gskt. 												
--------------------	--------------------	--	--	--	--	--	--	--	--	--	--	--	--

NOT LEGAL FOR SALE IN STATE OF CALIFORNIA  
IN NEW YORK STATE, CONVERTERS LISTED ARE LEGAL FOR FEDERAL/EPA EMISSION VEHICLES ONLY

# LIGHT TRUCK

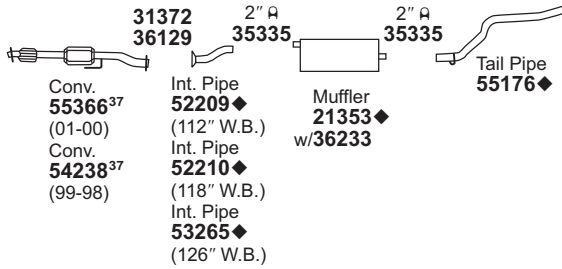
**1973-72 8 CYL. RANCHERO w/5.8L (351 C.I.D.) (13343) ENG., DUAL EXHAUST**



For 18280: Tru-Fit 18111 Super Turbo 17747# Univ. SoundFX 17800

**FORD**  
Ranger Pickup - 2 & 4 W.D.

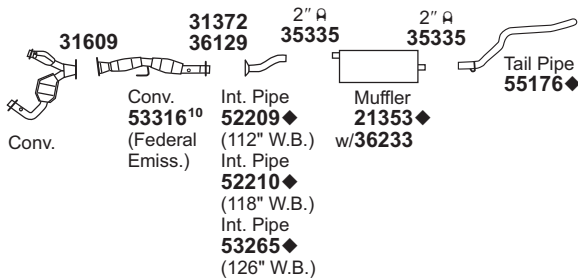
**2001-98 4 CYL. RANGER w/2.5L ENG. (13344)**



**DYNOMAX** SYSTEM AVAILABLE, See DynoMax Catalog

For 21353: SoundFX 18588 Tru-Fit 18101#  
For 54238: Univ. Conv. 93302#

**2000-98 6 CYL. RANGER w/3.0L, 4.0L ENG. (13345)**



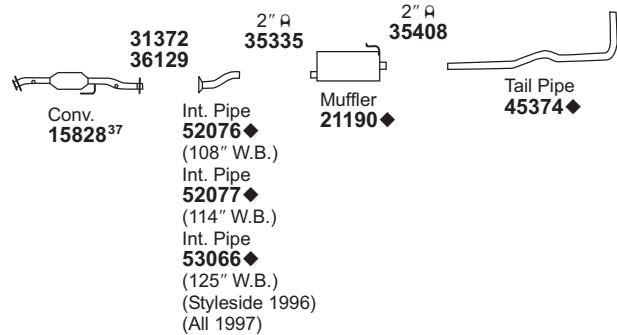
**DYNOMAX** SYSTEM AVAILABLE, See DynoMax Catalog

For 21353: SoundFX 18588 Tru-Fit 18101#

31372 Gskt.	31609 Gskt.	36129 Bolt Kit	36233 Brkt.																

**FORD**  
Ranger Pickup - 2 & 4 W.D.

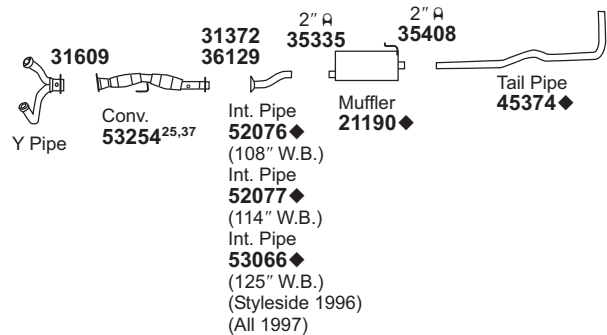
**1997-96 4 CYL. RANGER w/2.3L ENG. (13346)**



**DYNOMAX** SYSTEM AVAILABLE, See DynoMax Catalog

For 15828: Univ. Conv. 93237# Tru-Fit 18101<sup>370</sup>  
For 21190: SoundFX 18575 Univ. SoundFX 17820#

**1997-96 6 CYL. RANGER w/3.0L, 4.0L ENG. (13347)**



**DYNOMAX** SYSTEM AVAILABLE, See DynoMax Catalog

For 21190: SoundFX 18575 Tru-Fit 18101<sup>370</sup>  
Univ. SoundFX 17820#  
For 53254: Univ. Conv. 93238#

NOT LEGAL FOR SALE IN STATE OF CALIFORNIA  
IN NEW YORK STATE, CONVERTERS LISTED ARE LEGAL FOR FEDERAL/EPA EMISSION VEHICLES ONLY

- ◆ If welded assembly, replace all required parts.
- # Modifications and/or additional parts required.
- 10 Fits Federal/EPA Emission Vehicles.

- 25 Replaces multiple O.E. Converters. Only failed Converters may be replaced. See Catalytic Converter Installation Guide.
- 37 Fits All Emissions Vehicles.
- 370 May require 35158 Bracket.

GENERAL INFORMATION

PASSENGER CAR

LIGHT TRUCK

MUFFLER SPECS.

OPTIONAL MUFFLERS

CONVERTER SPECS.

ACCESSORIES

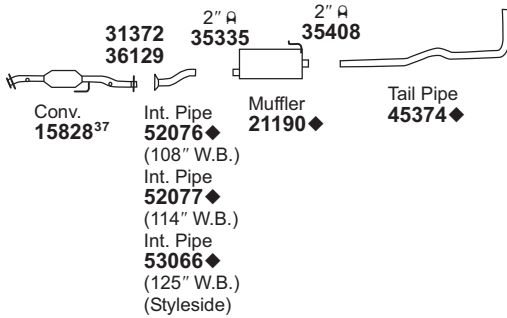
FOOTNOTES

# LIGHT TRUCK

## FORD

Ranger Pickup - 2 & 4 W.D.

1995 4 CYL. RANGER w/2.3L ENG.  
(13348)



**DYNOMAX** SYSTEM AVAILABLE, See DynoMax Catalog

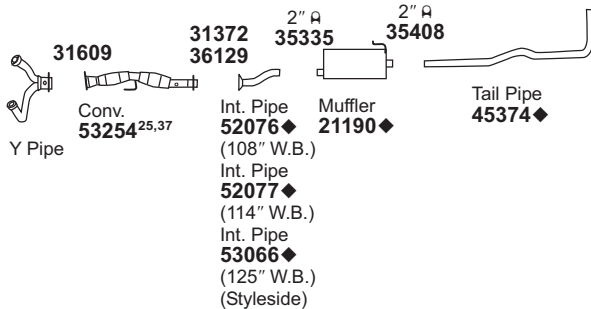
For 15828: Univ. Conv. 93237#

For 21190: SoundFX 18575

Tru-Fit 18101<sup>370</sup>

Univ. SoundFX 17820#

1995 6 CYL. RANGER w/3.0L, 4.0L ENG.  
(13349)



**DYNOMAX** SYSTEM AVAILABLE, See DynoMax Catalog

For 21190: SoundFX 18575

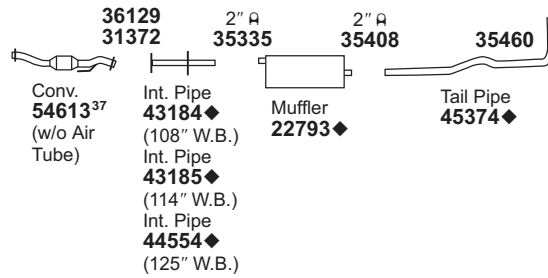
Tru-Fit 18101<sup>370</sup>

Univ. SoundFX 17820#

For 53254: Univ. Conv. 93238#

31372 Gskt.	31545 Gskt.	31609 Gskt.	35460 Insl.	36129 Bolt Kit															

1994-93 4 CYL. RANGER w/2.3L ENG.  
(13350)



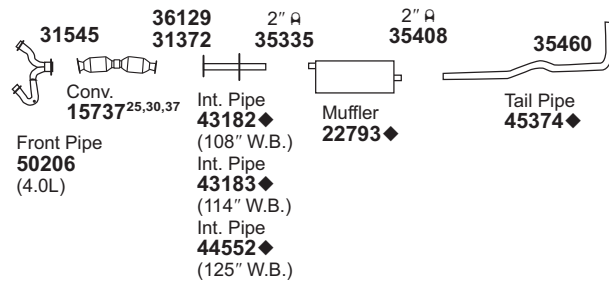
For 22793: SoundFX 18295

Univ. SoundFX 17820#

For 54613: Univ. Conv. 15037#

Tru-Fit 18101<sup>505</sup>

1994-93 6 CYL. RANGER w/3.0L, 4.0L ENG.  
(13351)



For 22793: SoundFX 18295

Univ. SoundFX 17820#

Tru-Fit 18101<sup>505</sup>

NOT LEGAL FOR SALE IN STATE OF CALIFORNIA

IN NEW YORK STATE, CONVERTERS LISTED ARE LEGAL FOR FEDERAL/EPA EMISSION VEHICLES ONLY

◆ If welded assembly, replace all required parts.

# Modifications and/or additional parts required.

25 Replaces multiple O.E. Converters. Only failed Converters may be replaced. See Catalytic Converter Installation Guide.

30 Y-Pipe must be cut 1/2 from face of Flange. (See Direct-Fit Illustration)

37 Fits All Emissions Vehicles.

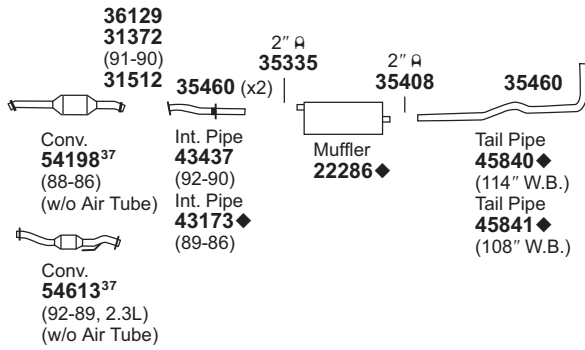
370 May require 35158 Bracket.

505 Requires 35567 Shield & (2) 35564 Straps.



# LIGHT TRUCK

## 1992-86 4 CYL. RANGER w/2.0L, 2.3L ENG. - (13352) (EXC. 125" W.B.) (AFTER 1-1-86)

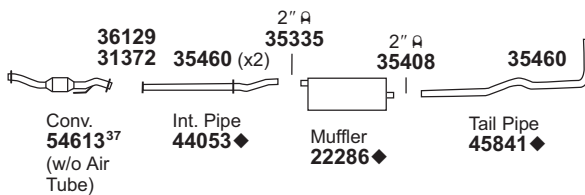


**NOTE:** Reuse existing shields. If not reuseable, 35569 shield and (2) 35564 straps are required.

**DYNOMAX** SYSTEM AVAILABLE, See DynoMax Catalog

For 22286: SoundFX 18476 Tru-Fit 18130  
Univ. SoundFX 17825#  
For 54198: Univ. Conv. 15037#  
For 54613: Univ. Conv. 15037#

## 1992-89 4 CYL. RANGER w/2.3L ENG. - 125" W.B., SUPER CAB MODELS (13353)



**NOTE:** Reuse existing shields. If not reuseable, 35569 shield and (2) 35564 straps are required.

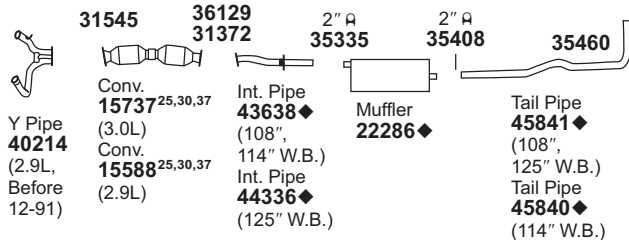
**DYNOMAX** SYSTEM AVAILABLE, See DynoMax Catalog

For 22286: SoundFX 18476 Tru-Fit 18130  
Univ. SoundFX 17825#  
For 54613: Univ. Conv. 15037#

31372 Gskt.	31512 Gskt.	31545 Gskt.	35460 Insl.	36129 Bolt Kit	36379 Hngr.

## FORD Ranger Pickup - 2 & 4 W.D.

### 1992 6 CYL. RANGER w/2.9L, 3.0L ENG. (13354)

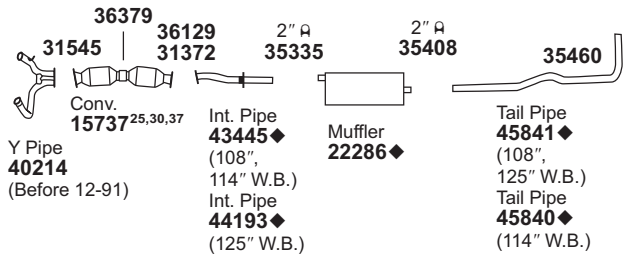


**NOTE:** Reuse existing shields. If not reuseable, 35569 shield and (2) 35564 straps are required.

**DYNOMAX** SYSTEM AVAILABLE, See DynoMax Catalog

For 22286: SoundFX 18476 Tru-Fit 18130  
Univ. SoundFX 17825#

### 1992-90 6 CYL. RANGER w/4.0L ENG. (13355)



**NOTE:** Reuse existing shields. If not reuseable, 35569 shield and (2) 35564 straps are required.

**DYNOMAX** SYSTEM AVAILABLE, See DynoMax Catalog

For 22286: SoundFX 18476 Tru-Fit 18130  
Univ. SoundFX 17825#

GENERAL INFORMATION

PASSENGER CAR

LIGHT TRUCK

MUFFLER SPECS.

OPTIONAL MUFFLERS

CONVERTER SPECS.

ACCESSORIES

FOOTNOTES

NOT LEGAL FOR SALE IN STATE OF CALIFORNIA  
IN NEW YORK STATE, CONVERTERS LISTED ARE LEGAL FOR FEDERAL/EPA EMISSION VEHICLES ONLY

- ◆ If welded assembly, replace all required parts.
- # Modifications and/or additional parts required.
- 25 Replaces multiple O.E. Converters. Only failed Converters may be replaced. See Catalytic Converter Installation Guide.

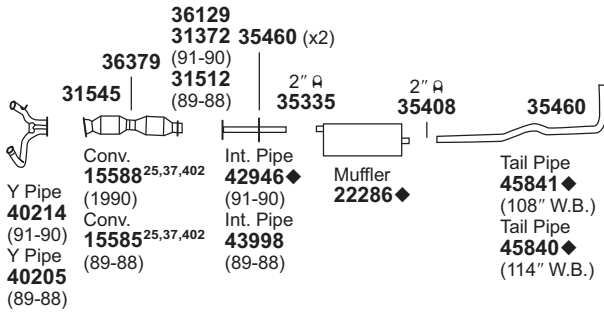
- 30 Y-Pipe must be cut 1/2 from face of Flange. (See Direct-Fit Illustration)
- 37 Fits All Emissions Vehicles.

# LIGHT TRUCK

## FORD

Ranger Pickup - 2 & 4 W.D.

**1991-88 6 CYL. RANGER w/2.9L ENG. - 108", (13356) 114" W.B.**

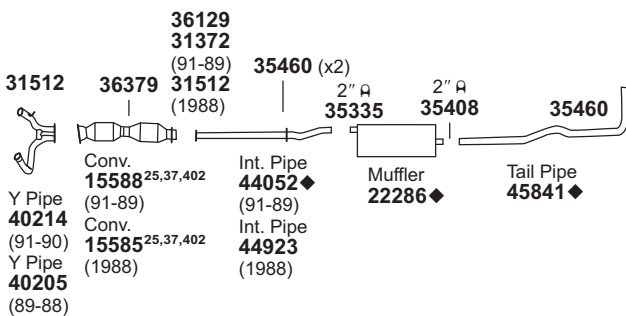


**NOTE: Reuse existing shields. If not reuseable, 35567 shield and (2) 35564 straps are required.**

**DYNOMAX** SYSTEM AVAILABLE, See DynoMax Catalog

For 22286: SoundFX 18476 Tru-Fit 18130  
Univ. SoundFX 17825#

**1991-88 6 CYL. RANGER w/2.9L ENG. - (13357) 125" W.B., SUPER CAB MODELS**



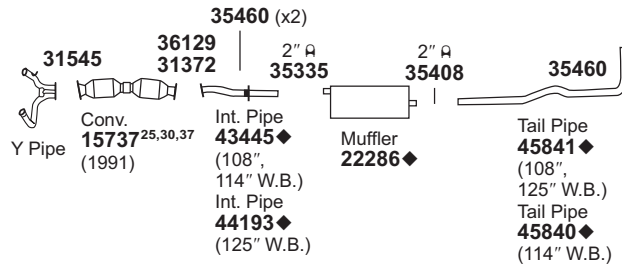
**NOTE: Reuse existing shields. If not reuseable, 35569 shield and (2) 35564 straps are required.**

**DYNOMAX** SYSTEM AVAILABLE, See DynoMax Catalog

For 22286: SoundFX 18476 Tru-Fit 18130  
Univ. SoundFX 17825#

31372 Gskt.	31512 Gskt.	31545 Gskt.	35460 Insl.	36129 Bolt Kit	36379 Hngr.				

**1991 6 CYL. RANGER w/3.0L ENG. (13358)**

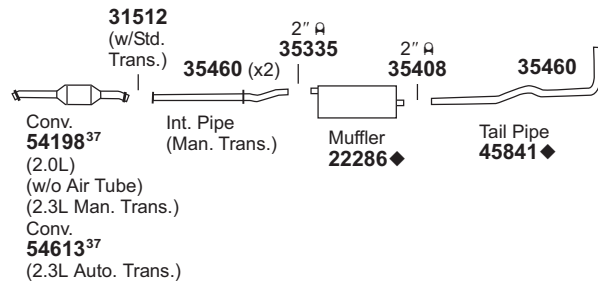


**NOTE: Reuse existing shields. If not reuseable, 35569 shield and (2) 35564 straps are required.**

**DYNOMAX** SYSTEM AVAILABLE, See DynoMax Catalog

For 22286: SoundFX 18476 Tru-Fit 18130  
Univ. SoundFX 17825#

**1988-86 4 CYL. RANGER w/2.0L, 2.3L ENG. - (13359) 125" W.B. (AFTER 1-1-86)**



**NOTE: Reuse existing shields. If not reuseable, 35569 shield and (2) 35564 straps are required.**

**DYNOMAX** SYSTEM AVAILABLE, See DynoMax Catalog

For 22286: SoundFX 18476 Tru-Fit 18130  
Univ. SoundFX 17825#

For 54198: Univ. Conv. 15037#  
For 54613: Univ. Conv. 15037#

NOT LEGAL FOR SALE IN STATE OF CALIFORNIA

IN NEW YORK STATE, CONVERTERS LISTED ARE LEGAL FOR FEDERAL/EPA EMISSION VEHICLES ONLY

◆ If welded assembly, replace all required parts.

# Modifications and/or additional parts required.

25 Replaces multiple O.E. Converters. Only failed Converters may be replaced. See Catalytic Converter Installation Guide.

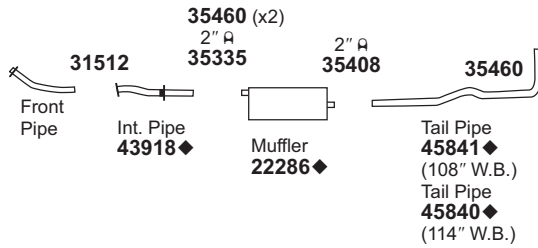
30 Y-Pipe must be cut 1/2 from face of Flange. (See Direct-Fit Illustration)

37 Fits All Emissions Vehicles.

402 Y-pipe must be cut 1/2" rear of face of flange. See Converter Catalog.

# LIGHT TRUCK

**1987-85 4 CYL. RANGER w/2.3L DIESEL ENG. (13360)**

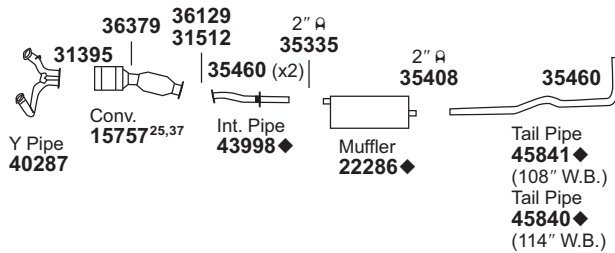


**NOTE:** Reuse existing shields. If not reuseable, 35569 shield and (2) 35564 straps are required.

**DYNOMAX** SYSTEM AVAILABLE, See DynoMax Catalog

For 22286: SoundFX 18476 Tru-Fit 18130  
Univ. SoundFX 17825#

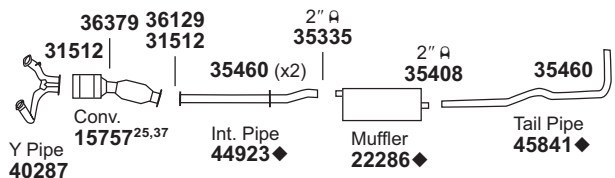
**1987-86 6 CYL. RANGER w/2.9L ENG. - 108", (13361) 114" W.B.**



**NOTE:** Reuse existing shields. If not reuseable, 35569 shield and (2) 35564 straps are required.

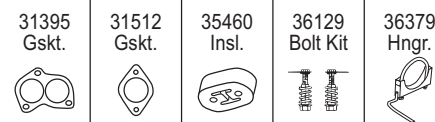
For 22286: SoundFX 18476 Tru-Fit 18130  
Univ. SoundFX 17825#

**1987-86 6 CYL. RANGER w/2.9L ENG. - (13362) 125" W.B., SUPER CAB MODELS**



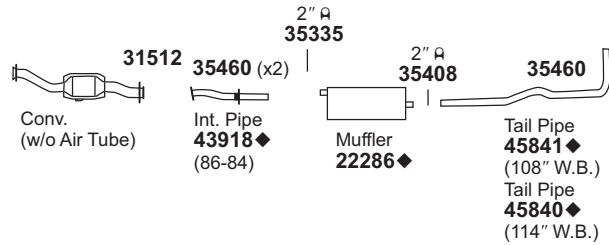
**NOTE:** Reuse existing shields. If not reuseable, 35569 shield and (2) 35564 straps are required.

For 22286: SoundFX 18476 Tru-Fit 18130  
Univ. SoundFX 17825#



**FORD**  
Ranger Pickup - 2 & 4 W.D.

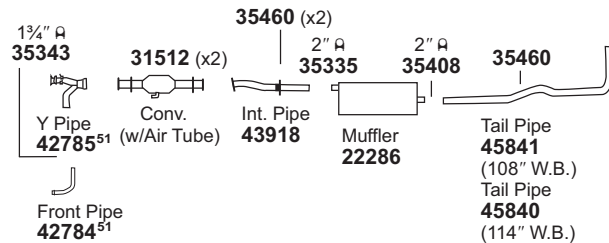
**1986-83 4 CYL. RANGER w/2.0L, 2.3L GAS ENG., (13363) BEFORE 1-1-86 (EXC. 125" W.B.)**



**NOTE:** Reuse existing shields. If not reuseable, 35569 shield and (2) 35564 straps are required.

For 22286: SoundFX 18476 Tru-Fit 18130  
Univ. SoundFX 17825#

**1985-83 6 CYL. RANGER w/2.8L ENG. - 108", (13364) 114" W.B.**



**NOTE:** Reuse existing shields. If not reuseable, 35569 shield and (2) 35564 straps are required.

For 22286: SoundFX 18476 Tru-Fit 18130  
Univ. SoundFX 17825#

GENERAL INFORMATION

PASSENGER CAR

LIGHT TRUCK

MUFFLER SPECS.

OPTIONAL MUFFLERS

CONVERTER SPECS.

ACCESSORIES

FOOTNOTES

NOT LEGAL FOR SALE IN STATE OF CALIFORNIA  
IN NEW YORK STATE, CONVERTERS LISTED ARE LEGAL FOR FEDERAL/EPA EMISSION VEHICLES ONLY

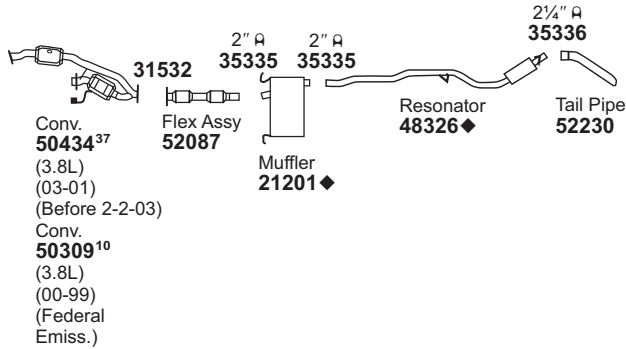
- ◆ If welded assembly, replace all required parts.
- # Modifications and/or additional parts required.
- 25 Replaces multiple O.E. Converters. Only failed Converters may be replaced. See Catalytic Converter Installation Guide.

- 37 Fits All Emissions Vehicles.
- 51 Both parts required.

# LIGHT TRUCK

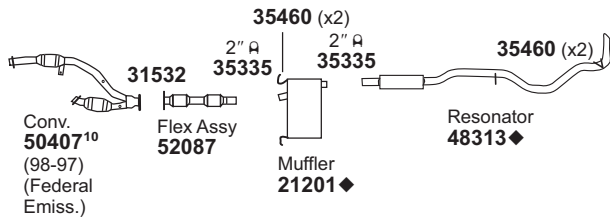
## FORD Windstar

2003-99 6 CYL. WINDSTAR w/3.8L ENG.  
2000-99 6 CYL. WINDSTAR w/3.0L ENG.  
(13365)



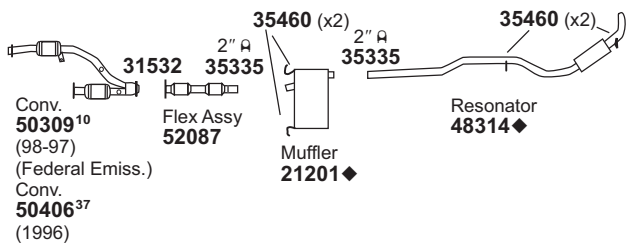
For 21201: SoundFX 18579  
For 50309: Univ. Conv. 93236#

1998-96 6 CYL. WINDSTAR w/3.0L ENG.  
(13366)



For 21201: SoundFX 18579  
For 50407: Univ. Conv. 93236#

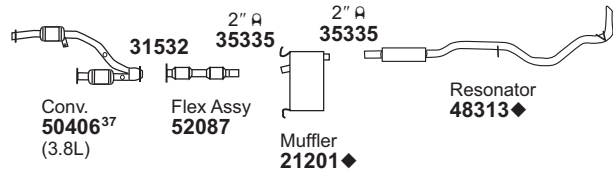
1998-96 6 CYL. WINDSTAR w/3.8L ENG.  
(13367)



For 21201: SoundFX 18579  
For 50309: Univ. Conv. 93236#  
For 50406: Univ. Conv. 93236#

31332 Gskt.	31372 Gskt.	31532 Gskt.	31596 Gskt.	35015 Insl.	35460 Insl.	35725 Insl.

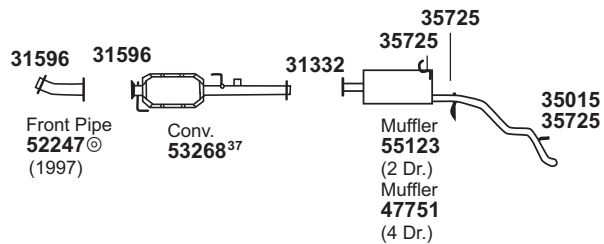
1995 6 CYL. WINDSTAR w/3.0L ENG.  
1995 6 CYL. WINDSTAR w/3.8L ENG.  
(13368)



For 21201: SoundFX 18579  
For 50406: Univ. Conv. 93236#

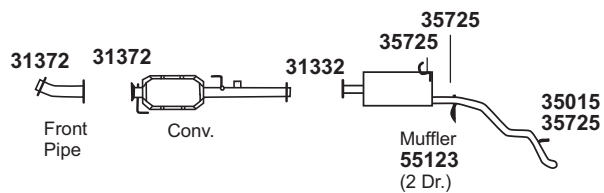
## GEO Tracker

1997-96 4 CYL. TRACKER w/1.6L SOHC  
16-VALVE ENG.  
(13369)



For 47751: SoundFX 18586  
For 53268: Univ. Conv. 93236#  
For 55123: SoundFX 18830

1995-94 4 CYL. TRACKER w/1.6L SOHC  
16-VALVE ENG.  
(13370)



For 55123: SoundFX 18830

NOT LEGAL FOR SALE IN STATE OF CALIFORNIA

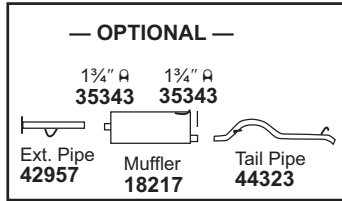
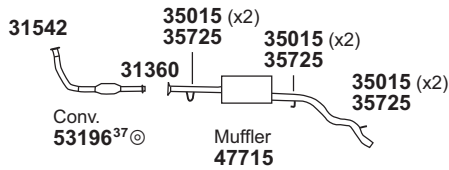
IN NEW YORK STATE, CONVERTERS LISTED ARE LEGAL FOR FEDERAL/EPA EMISSION VEHICLES ONLY

- ◆ If welded assembly, replace all required parts.
- Ⓞ Air Gap Pipe. Appearance may be different than O.E. Pipe. Air space between Pipes acts as a Heat Insulator.

- # Modifications and/or additional parts required.
- 10 Fits Federal/EPA Emission Vehicles.
- 37 Fits All Emissions Vehicles.

# LIGHT TRUCK

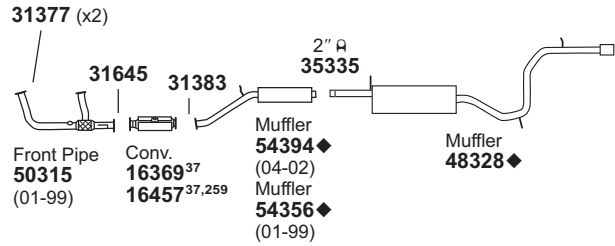
**1995-89 4 CYL. TRACKER w/1.6L SOHC 8-VALVE (13371)**



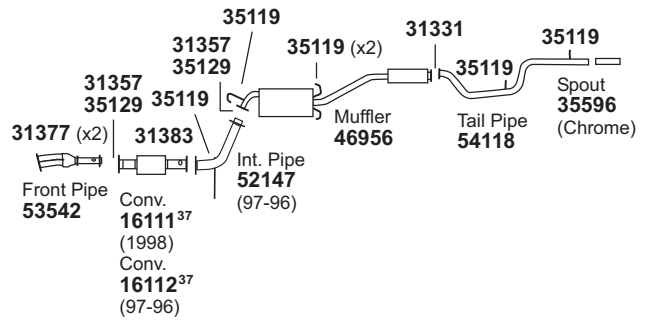
For 53196: Univ. Conv. 15036#

## HONDA Odyssey

**2004-99 6 CYL. ODYSSEY EX, LX w/3.5L ENG. (13373)**  
**2002-99 6 CYL. ODYSSEY CARGO w/3.5L ENG. (13373)**



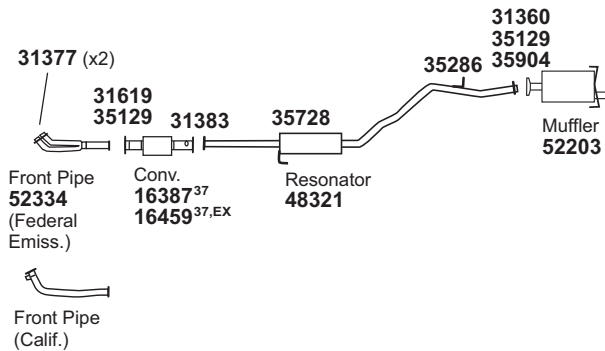
**1998 4 CYL. ODYSSEY w/2.3L ENG. (13374)**  
**1997-96 4 CYL. ODYSSEY w/2.2L ENG. (13374)**



For 16111: Univ. Conv. 93236#  
 For 16112: Univ. Conv. 93236#

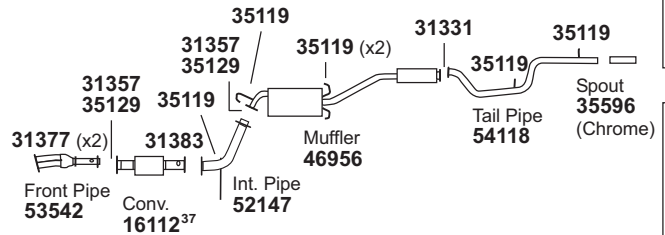
## HONDA CR-V

**2001-97 4 CYL. CR-V w/2.0L ENG. (13372)**



For 52203: SoundFX 18911

**1995 4 CYL. ODYSSEY w/2.2L ENG. (13375)**



For 16112: Univ. Conv. 93236#

31331 Gskt.	31357 Gskt.	31360 Gskt.	31377 Gskt.	31383 Gskt.	31542 Gskt.	31619 Gskt.	31645 Gskt.	35015 Insl.	35119 Insl.	35129 Bolt Kit	35286 Insl.	35725 Insl.	35728 Insl.

**NOT LEGAL FOR SALE IN STATE OF CALIFORNIA  
 IN NEW YORK STATE, CONVERTERS LISTED ARE LEGAL FOR FEDERAL/EPA EMISSION VEHICLES ONLY**

- ◆ If welded assembly, replace all required parts.
- ⊙ Air Gap Pipe. Appearance may be different than O.E. Pipe. Air space between Pipes acts as a Heat Insulator.
- # Modifications and/or additional parts required.

- 37 Fits All Emissions Vehicles.
- 259 Optional Part Number - Extra Precious Metal Loading.
- EX Optional Ultra EX Converter - Extra Precious Metal Loading.

GENERAL  
INFORMATION

PASSENGER  
CAR

LIGHT  
TRUCK

MUFFLER  
SPECS.

OPTIONAL  
MUFFLERS

CONVERTER  
SPECS.

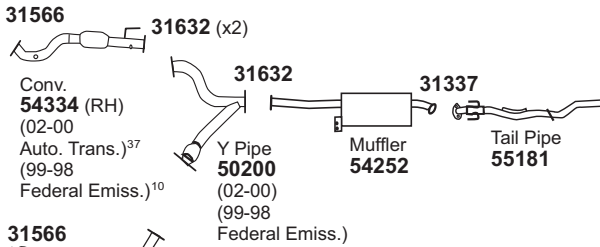
ACCESSORIES

FOOTNOTES

# LIGHT TRUCK

## HONDA Passport

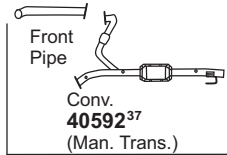
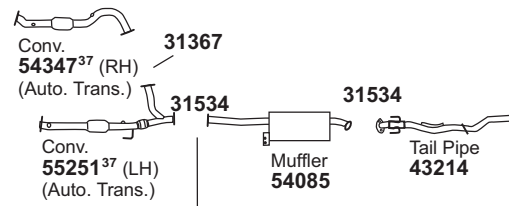
**2002-98 6 CYL. PASSPORT w/3.2L ENG. (13376)**



Conv. 54335 (LH) (02-00 Auto Trans.)<sup>37</sup> (99-98 Federal Emiss.)<sup>10</sup>

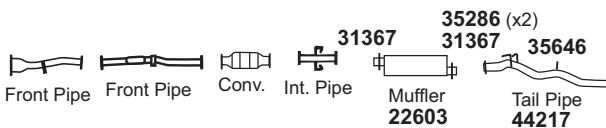
For 54252: SoundFX 18908  
For 54334: Univ. Conv. 93271#  
For 54335: Univ. Conv. 93271#

**1997-96 6 CYL. PASSPORT w/3.2L ENG. (13377)**



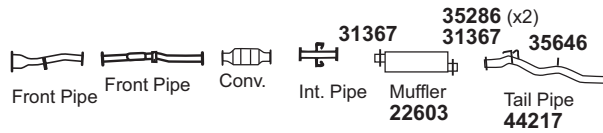
For 40592: Univ. Conv. 93237#  
For 54085: SoundFX 18812  
For 54347: Univ. Conv. 93251#  
For 55251: Univ. Conv. 93251#

**1996 4 CYL. PASSPORT DX w/2.6L ENG., 2 W.D. (13378)**



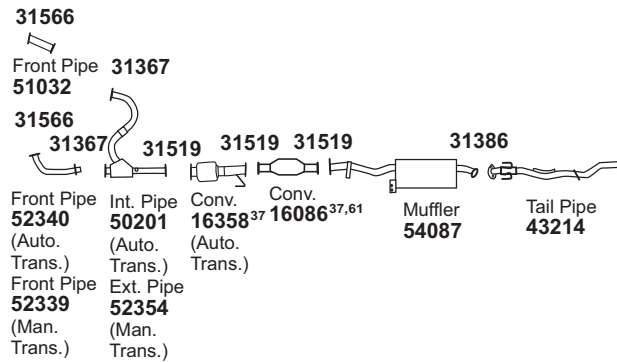
For 22603: SoundFX 18264

**1995-94 4 CYL. PASSPORT DX w/2.6L ENG., 2 W.D. (13379)**



For 22603: SoundFX 18264

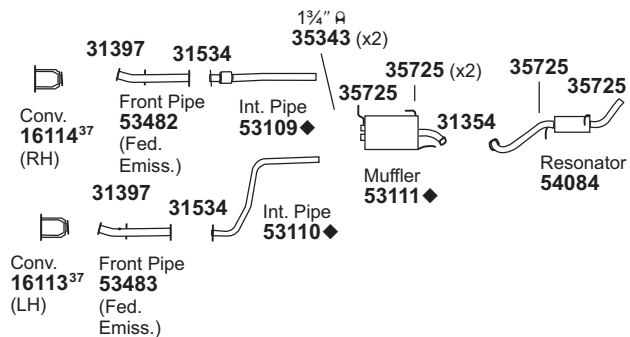
**1995-94 6 CYL. PASSPORT w/3.2L ENG. (13380)**



For 16086: Univ. Conv. 15038#  
For 16358: Univ. Conv. 15053#  
For 54087: SoundFX 18595

## INFINITI QX4

**2000-97 6 CYL. QX4 w/3.3L ENG. (13381)**



For 53111: SoundFX 18964

31337 Gskt.	31354 Gskt.	31367 Gskt.	31386 Gskt.	31397 Gskt.	31519 Gskt.	31534 Gskt.	31566 Gskt.	31632 Gskt.	35286 Insl.	35646 Insl.	35725 Insl.		

NOT LEGAL FOR SALE IN STATE OF CALIFORNIA  
IN NEW YORK STATE, CONVERTERS LISTED ARE LEGAL FOR FEDERAL/EPA EMISSION VEHICLES ONLY

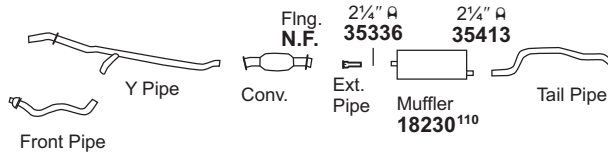
◆ If welded assembly, replace all required parts.  
# Modifications and/or additional parts required.  
980 10 Fits Federal/EPA Emission Vehicles.

37 Fits All Emissions Vehicles.  
61 Cut to fit.

## IH/NAVISTAR

Pickup, Terra, Traveler, Travelall - 1 Ton

**1980-79 8 CYL. TERRA, TRAVELER w/5.0L (304 C.I.D.), 5.6L (345 C.I.D.) ENG. - 118" W.B., w/CONVERTER (13382)**



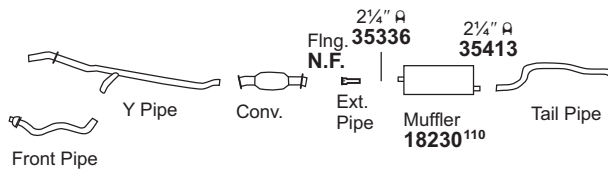
For 18230: Tru-Fit 18113  
Super Turbo 17747#

Univ. SoundFX 17808

## IH/NAVISTAR

Scout II

**1980-79 8 CYL. SCOUT II w/5.0L (304 C.I.D.), 5.6L (345 C.I.D.) ENG. - 100" W.B., w/CONVERTER (13383)**



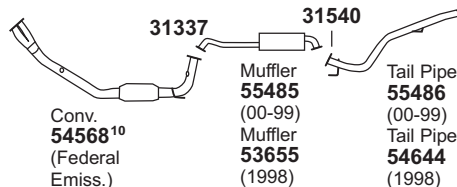
For 18230: Tru-Fit 18113  
Super Turbo 17747#

Univ. SoundFX 17808

## ISUZU

Amigo

**2000-98 4 CYL. AMIGO w/2.2L ENG. (13384)**

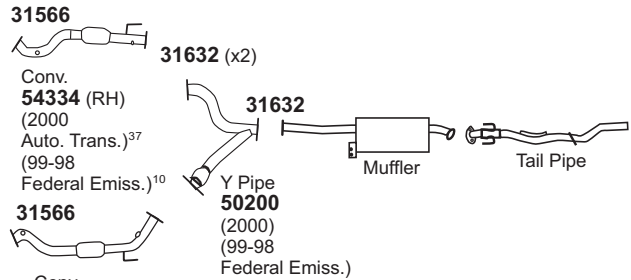


31337 Gskt.	31367 Gskt.	31369 Gskt.	31519 Gskt.	31540 Gskt.	31566 Gskt.	31567 Gskt.

## ISUZU

Amigo

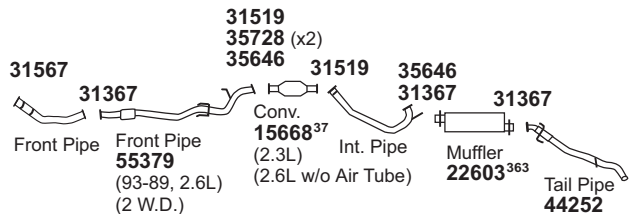
**2000-98 6 CYL. AMIGO w/3.2L ENG. (13385)**



Conv. 54334 (RH) (2000 Auto. Trans.)<sup>37</sup> (99-98 Federal Emiss.)<sup>10</sup>  
Y Pipe 50200 (2000) (99-98 Federal Emiss.)<sup>10</sup>  
Conv. 54335 (LH) (2000 Auto. Trans.)<sup>37</sup> (99-98 Federal Emiss.)<sup>10</sup>

For 54334: Univ. Conv. 93271#  
For 54335: Univ. Conv. 93271#

**1994-89 4 CYL. AMIGO w/2.3L, 2.6L ENG. (13386)**

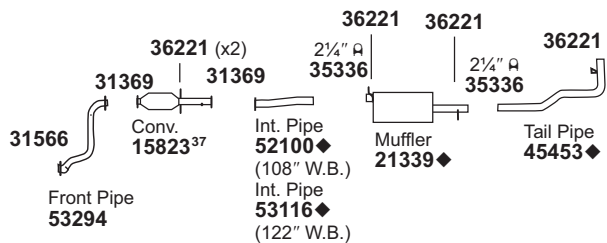


For 15668: Univ. Conv. 15037#  
For 22603: SoundFX 18264

## ISUZU

Hombre

**2000-98 4 CYL. HOMBRE w/2.2L ENG. (13387)**



For 15823: Univ. Conv. 93237#  
For 21339: SoundFX 18827  
Ultra Flo SS 17282#

Super Turbo 17731#

31632 Gskt.	35646 Insl.	35728 Insl.	36221 Insl.

NOT LEGAL FOR SALE IN STATE OF CALIFORNIA  
IN NEW YORK STATE, CONVERTERS LISTED ARE LEGAL FOR FEDERAL/EPA EMISSION VEHICLES ONLY

◆ If welded assembly, replace all required parts.  
# Modifications and/or additional parts required.  
10 Fits Federal/EPA Emission Vehicles.

37 Fits All Emissions Vehicles.  
110 Must be installed backwards.  
363 Replacement requires Intermediate Pipe.

GENERAL INFORMATION

PASSENGER CAR

LIGHT TRUCK

MUFFLER SPECS.

OPTIONAL MUFFLERS

CONVERTER SPECS.

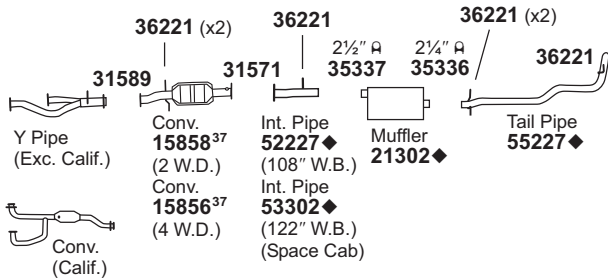
ACCESSORIES

FOOTNOTES

# LIGHT TRUCK

## ISUZU Hombre

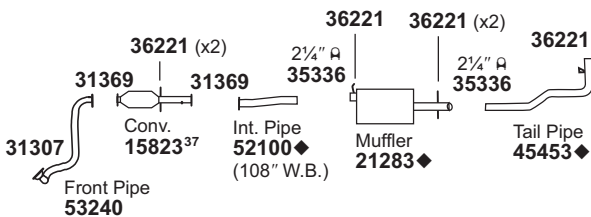
1999-98 6 CYL. HOMBRE w/4.3L ENG.  
(13388)



For 15856: Univ. Conv. 93303#  
For 15858: Univ. Conv. 93303#  
For 21302: SoundFX 18913  
Univ. SoundFX 17853  
Ultra Flo SS 17283#

Tru-Fit 18112<sup>61</sup>  
Super Turbo 17733#

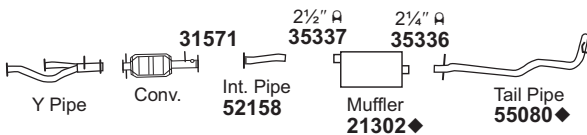
1997-96 4 CYL. HOMBRE w/2.2L ENG.  
(13389)



For 15823: Univ. Conv. 93237#  
For 21283: Super Turbo 17731#

Ultra Flo SS 17282#

1997 6 CYL. HOMBRE XS w/4.3L ENG.,  
(13390) 2 W.D. SPACE CAB

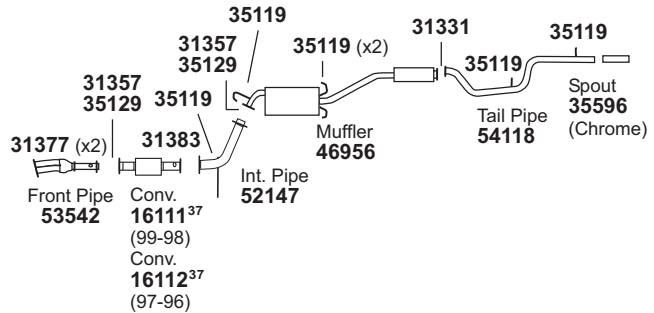


For 21302: SoundFX 18913  
Univ. SoundFX 17853  
Ultra Flo SS 17283#

Tru-Fit 18112<sup>61</sup>  
Super Turbo 17733#

## ISUZU Oasis

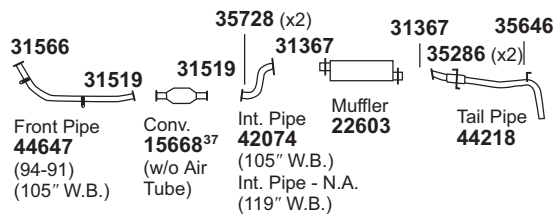
1999-98 4 CYL. OASIS w/2.3L ENG.  
1997-96 4 CYL. OASIS w/2.2L ENG.  
(13391)



For 16111: Univ. Conv. 93236#  
For 16112: Univ. Conv. 93236#

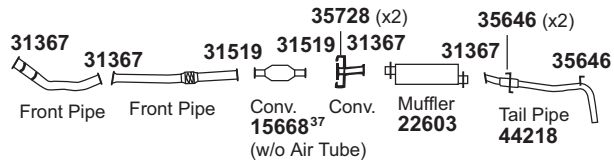
## ISUZU Pickup

1995-91 4 CYL. PICKUP w/2.3L ENG., 2 W.D. -  
(13392) 105\", 119\" W.B.



For 15668: Univ. Conv. 15037#  
For 22603: SoundFX 18264

1994-93 4 CYL. PICKUP w/2.6L ENG., 4 W.D. -  
(13393) 105\" W.B.



For 15668: Univ. Conv. 15037#  
For 22603: SoundFX 18264

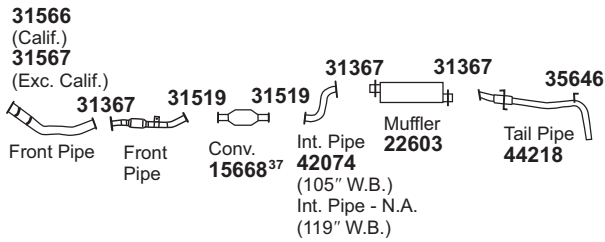
31307 Gskt.	31331 Gskt.	31357 Gskt.	31367 Gskt.	31369 Gskt.	31377 Gskt.	31383 Gskt.	31519 Gskt.	31566 Gskt.	31571 Gskt.	31589 Gskt.	35119 Insl.	35129 Bolt Kit	35286 Insl.

NOT LEGAL FOR SALE IN STATE OF CALIFORNIA  
IN NEW YORK STATE, CONVERTERS LISTED ARE LEGAL FOR FEDERAL/EPA EMISSION VEHICLES ONLY



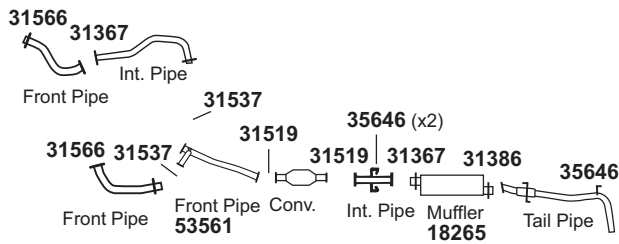
# LIGHT TRUCK

**1994-91 4 CYL. PICKUP w/2.6L ENG., 2 W.D. - (13394)**  
**105", 119" W.B. (AFTER 9-90)**

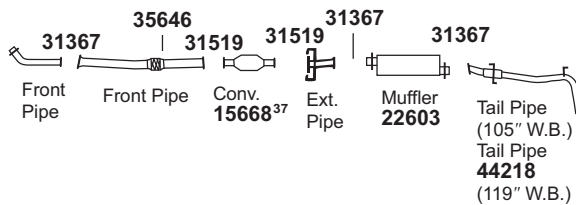


For 15668: Univ. Conv. 15037#  
 For 22603: SoundFX 18264

**1994-91 6 CYL. PICKUP w/3.1L ENG., 4 W.D. - (13395)**  
**105" W.B.**

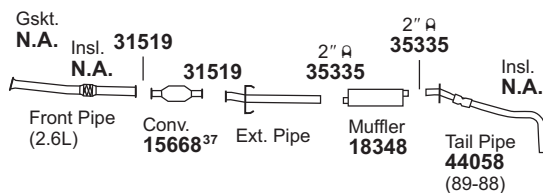


**1992-91 4 CYL. PICKUP w/2.6L ENG., 4 W.D. - (13396)**  
**105", 119" W.B. (AFTER 9-90)**



For 15668: Univ. Conv. 15037#  
 For 22603: SoundFX 18264

**1990-88 4 CYL. PICKUP w/2.3L, 2.6L GAS ENG., 4 W.D., AFTER 3-1-88, w/CONVERTER (13397)**

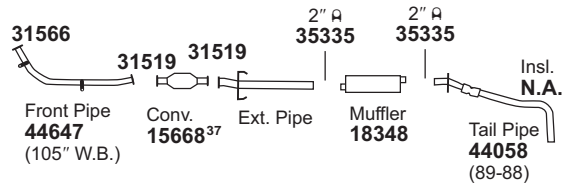


For 15668: Univ. Conv. 15037#  
 For 18348: Tru-Fit 18130  
 Super Turbo 17783<sup>576</sup> Univ. SoundFX 17816#

31367 Gskt.	31386 Gskt.	31519 Gskt.	31537 Gskt.	31566 Gskt.	31567 Gskt.	35143 Insl.	35646 Insl.							
----------------	----------------	----------------	----------------	----------------	----------------	----------------	----------------	--	--	--	--	--	--	--

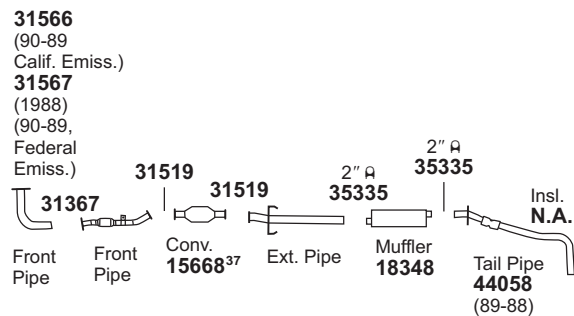
## ISUZU Pickup

**1990-88 4 CYL. PICKUP w/2.3L ENG., 2 W.D. - (13398)**  
**105", 119" W.B. (AFTER 3-1-88)**



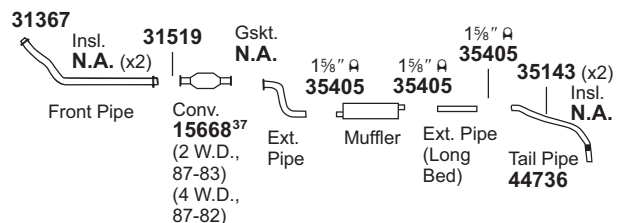
For 15668: Univ. Conv. 15037#  
 For 18348: Tru-Fit 18130  
 Super Turbo 17783<sup>576</sup> Univ. SoundFX 17816#

**1990-88 4 CYL. PICKUP w/2.6L GAS ENG., 2 W.D., AFTER 3-1-88, w/CONVERTER (13399)**



For 15668: Univ. Conv. 15037#  
 For 18348: Tru-Fit 18130  
 Super Turbo 17783<sup>576</sup> Univ. SoundFX 17816#

**1987-81 4 CYL. PICKUP w/1.8L, 1.9L GAS ENG., w/CONVERTER (13400)**



For 15668: Univ. Conv. 15037#

GENERAL INFORMATION

PASSENGER CAR

LIGHT TRUCK

MUFFLER SPECS.

OPTIONAL MUFFLERS

CONVERTER SPECS.

ACCESSORIES

FOOTNOTES

NOT LEGAL FOR SALE IN STATE OF CALIFORNIA  
 IN NEW YORK STATE, CONVERTERS LISTED ARE LEGAL FOR FEDERAL/EPA EMISSION VEHICLES ONLY

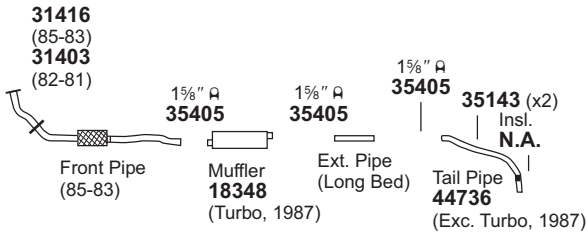
# Modifications and/or additional parts required.  
 37 Fits All Emissions Vehicles.

576 For installation instructions and additional parts required, see the Cross Reference Chart in the Master Catalog.

# LIGHT TRUCK

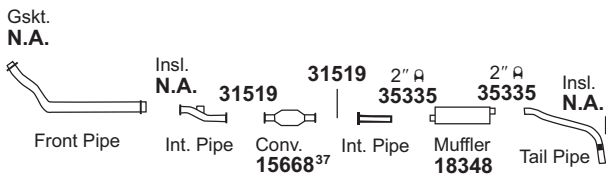
## ISUZU Pickup

**1987-81 4 CYL. PICKUP w/2.2L DIESEL ENG. (13401)**



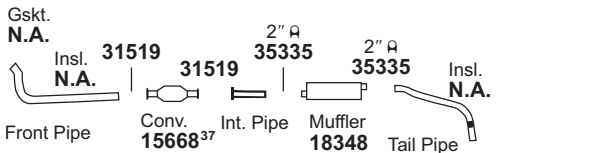
For 18348: Tru-Fit 18130  
Super Turbo 17783<sup>576</sup> Univ. SoundFX 17816#

**1987-86 4 CYL. PICKUP w/2.3L GAS ENG., 4 W.D., w/CONVERTER (13402)**



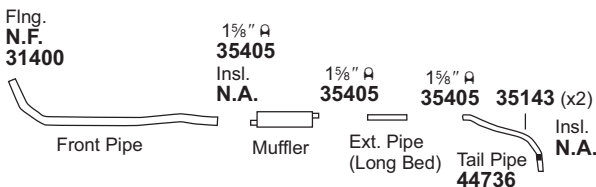
For 15668: Univ. Conv. 15037#  
For 18348: Tru-Fit 18130  
Super Turbo 17783<sup>576</sup> Univ. SoundFX 17816#

**1987-86 4 CYL. PICKUP w/2.3L GAS ENG., 2 W.D., w/CONVERTER (13403)**



For 15668: Univ. Conv. 15037#  
For 18348: Tru-Fit 18130  
Super Turbo 17783<sup>576</sup> Univ. SoundFX 17816#

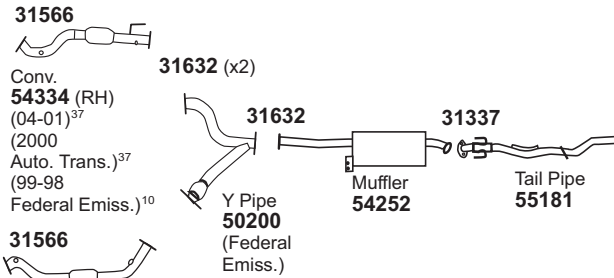
**1982-81 4 CYL. PICKUP w/1.8L ENG., w/o CONVERTER (13404)**



31337 Gskt.	31367 Gskt.	31400 Gskt.	31403 Gskt.	31416 Gskt.	31519 Gskt.	31540 Gskt.

## ISUZU Rodeo

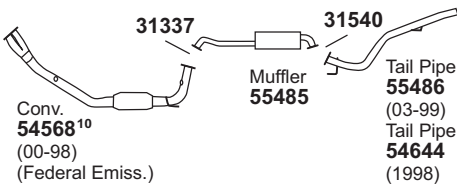
**2004-98 6 CYL. RODEO w/3.2L ENG. (EXC. SPORT) (13405)**



For 54252: SoundFX 18908  
For 54334: Univ. Conv. 93271#  
For 54335: Univ. Conv. 93271#

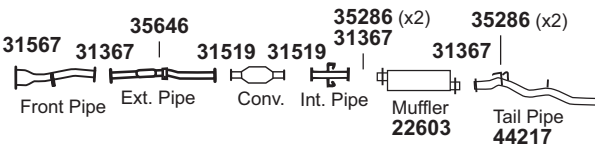
Conv. 54334 (RH) (04-01)<sup>37</sup> (2000 Auto. Trans.)<sup>37</sup> (99-98 Federal Emiss.)<sup>10</sup>

**2003-98 4 CYL. RODEO w/2.2L ENG. (13406)**



Conv. 54568<sup>10</sup> (00-98) (Federal Emiss.)

**1997-96 4 CYL. RODEO w/2.6L ENG. (13407)**



For 22603: SoundFX 18264

31566 Gskt.	31567 Gskt.	31632 Gskt.	35143 Insl.	35286 Insl.	35646 Insl.

NOT LEGAL FOR SALE IN STATE OF CALIFORNIA  
IN NEW YORK STATE, CONVERTERS LISTED ARE LEGAL FOR FEDERAL/EPA EMISSION VEHICLES ONLY

# Modifications and/or additional parts required.

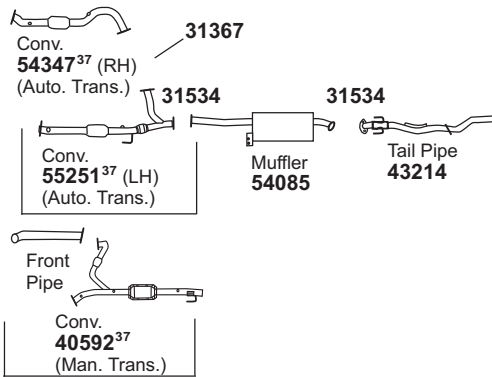
<sup>10</sup> Fits Federal/EPA Emission Vehicles.

<sup>37</sup> Fits All Emissions Vehicles.

<sup>576</sup> For installation instructions and additional parts required, see the Cross Reference Chart in the Master Catalog.

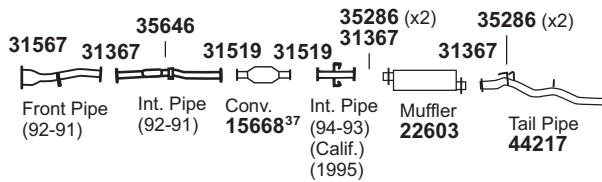
# LIGHT TRUCK

## 1997-96 6 CYL. RODEO w/3.2L ENG. (13408)



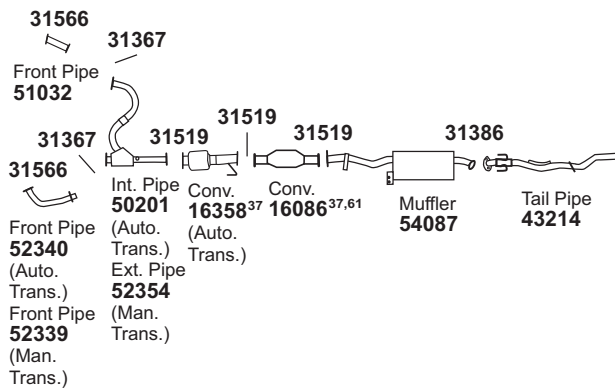
For 40592: Univ. Conv. 93237#  
 For 54085: SoundFX 18812  
 For 54347: Univ. Conv. 93251#  
 For 55251: Univ. Conv. 93251#

## 1995-91 4 CYL. RODEO w/2.6L ENG. (13409)



For 15668: Univ. Conv. 15037#  
 For 22603: SoundFX 18264

## 1995-94 6 CYL. RODEO w/3.2L ENG. (13410)



For 16086: Univ. Conv. 15038#  
 For 16358: Univ. Conv. 15053#  
 For 54087: SoundFX 18595

31367 Gskt.	31386 Gskt.	31519 Gskt.	31534 Gskt.	31537 Gskt.	31566 Gskt.	31567 Gskt.	35286 Insl.	35646 Insl.						

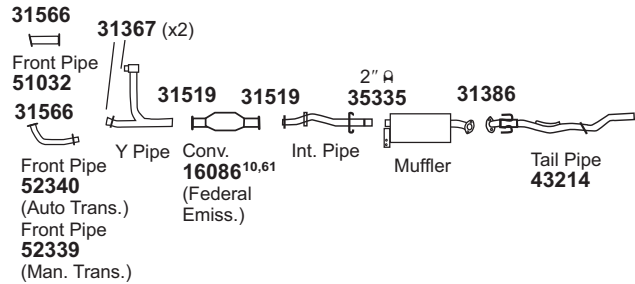
NOT LEGAL FOR SALE IN STATE OF CALIFORNIA  
 IN NEW YORK STATE, CONVERTERS LISTED ARE LEGAL FOR FEDERAL/EPA EMISSION VEHICLES ONLY

# Modifications and/or additional parts required.  
 10 Fits Federal/EPA Emission Vehicles.

37 Fits All Emissions Vehicles.  
 61 Cut to fit.

## ISUZU Rodeo

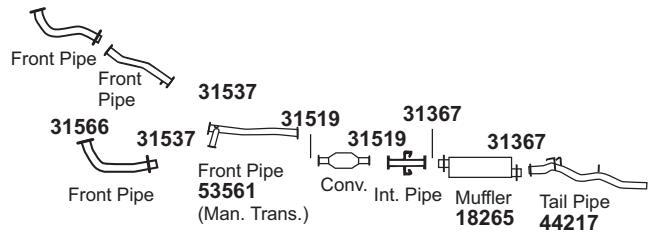
### 1993 6 CYL. RODEO w/3.2L ENG. (13411)



NOTE: Reuse existing shields and clamps.

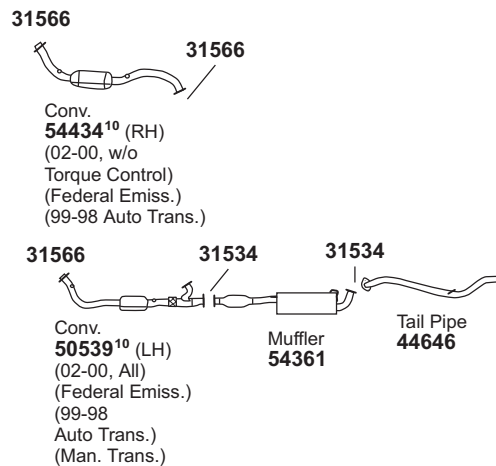
For 16086: Univ. Conv. 15038#

### 1992-91 6 CYL. RODEO w/3.1L ENG. (13412)



## ISUZU Trooper

### 2002-98 6 CYL. TROOPER w/3.5L ENG. (13413)



For 50539: Univ. Conv. 93236#  
 For 54434: Univ. Conv. 93236#

GENERAL INFORMATION

PASSENGER CAR

LIGHT TRUCK

MUFFLER SPECS.

OPTIONAL MUFFLERS

CONVERTER SPECS.

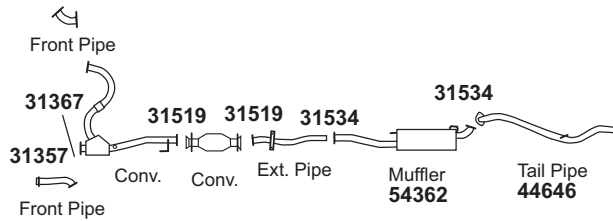
ACCESSORIES

FOOTNOTES

# LIGHT TRUCK

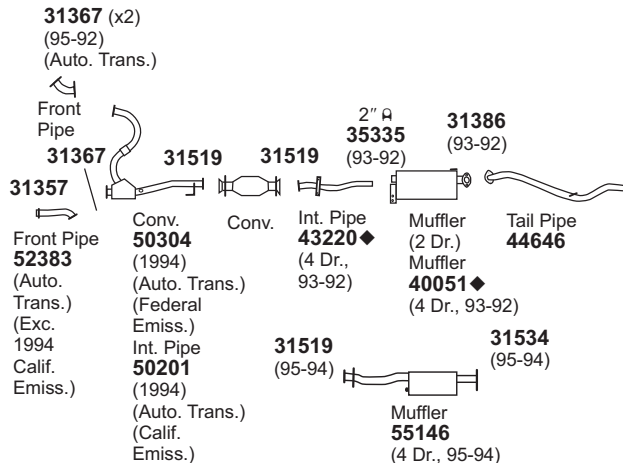
## ISUZU Trooper

**1997-96 6 CYL. TROOPER w/3.2L ENG. (13414)**



**NOTE: Reuse existing shields and clamps.**

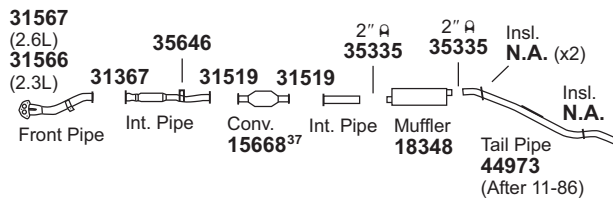
**1995-92 6 CYL. TROOPER w/3.2L ENG. (13415)**



**NOTE: Reuse existing shields and clamps.**

For 40051: SoundFX 18846

**1991-86 4 CYL. TROOPER II w/2.3L, 2.6L GAS ENG., w/CONVERTER (13416)**



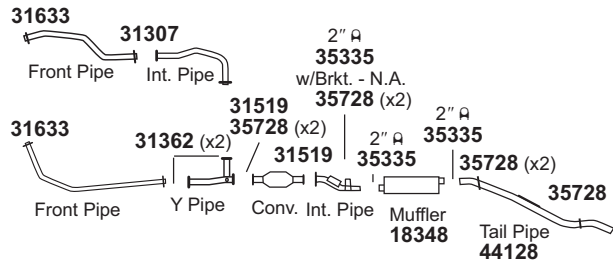
For 15668: Univ. Conv. 15037#

For 18348: Tru-Fit 18130

Super Turbo 17783<sup>576</sup>

Univ. SoundFX 17816#

**1991-89 6 CYL. TROOPER w/2.8L GAS ENG., 4 DR. (13417)**

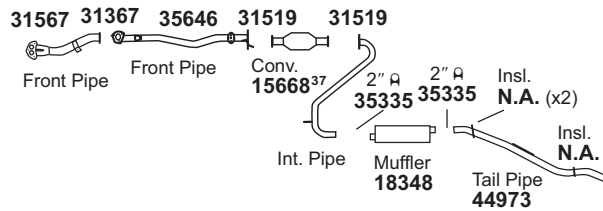


For 18348: Tru-Fit 18130

Super Turbo 17783<sup>576</sup>

Univ. SoundFX 17816#

**1991-88 4 CYL. TROOPER w/2.6L ENG., 2 DR., MAN. TRANS. (13418)**



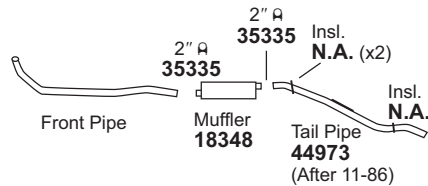
For 15668: Univ. Conv. 15037#

For 18348: Tru-Fit 18130

Super Turbo 17783<sup>576</sup>

Univ. SoundFX 17816#

**1987-86 4 CYL. TROOPER II w/2.2L DIESEL ENG. (13419)**

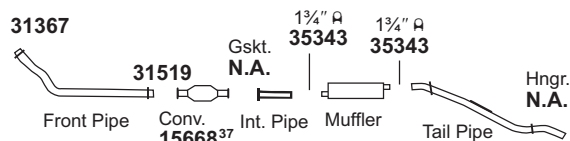


For 18348: Tru-Fit 18130

Super Turbo 17783<sup>576</sup>

Univ. SoundFX 17816#

**1985-84 4 CYL. TROOPER II w/1.9L GAS ENG., w/CONVERTER (13420)**



For 15668: Univ. Conv. 15037#

31307 Gskt.	31357 Gskt.	31362 Gskt.	31367 Gskt.	31386 Gskt.	31519 Gskt.	31534 Gskt.	31566 Gskt.	31567 Gskt.	31633 Gskt.	35646 Insl.	35728 Insl.		

**NOT LEGAL FOR SALE IN STATE OF CALIFORNIA  
IN NEW YORK STATE, CONVERTERS LISTED ARE LEGAL FOR FEDERAL/EPA EMISSION VEHICLES ONLY**

◆ If welded assembly, replace all required parts.

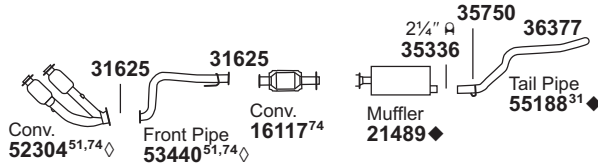
# Modifications and/or additional parts required.

37 Fits All Emissions Vehicles.

576 For installation instructions and additional parts required, see the Cross Reference Chart in the Master Catalog.

## JEEP Cherokee

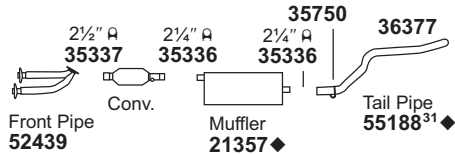
**2000 6 CYL. CHEROKEE w/4.0L ENG., CALIFORNIA EMISSIONS (AFTER 1-20-00)**  
(13421)



**DYNOMAX** SYSTEM AVAILABLE, See DynoMax Catalog

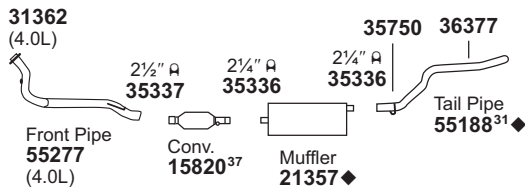
For 16117: Univ. Conv. 93238#  
For 21489: SoundFX 18959 Super Turbo 17679<sup>576</sup>  
For 52304: Univ. Conv. 93270#

**2000 6 CYL. CHEROKEE w/4.0L ENG., FEDERAL EMISSIONS (AFTER 1-20-00)**  
(13422)



For 21357: SoundFX 18568 Super Turbo 17679<sup>576</sup>

**1999-96 4-6 CYL. CHEROKEE w/2.5L, 4.0L ENG. (BEFORE 1-20-00)**  
(13423)



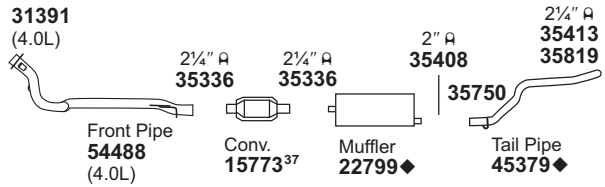
**DYNOMAX** SYSTEM AVAILABLE, See DynoMax Catalog

For 15820: Univ. Conv. 93303#  
For 21357: SoundFX 18568 Super Turbo 17679<sup>576</sup>

31362 Gskt.	31391 Gskt.	31519 Gskt.	31625 Gskt.	35750 Insl.	35819 Hngr.	36377 Hngr.

## JEEP Cherokee

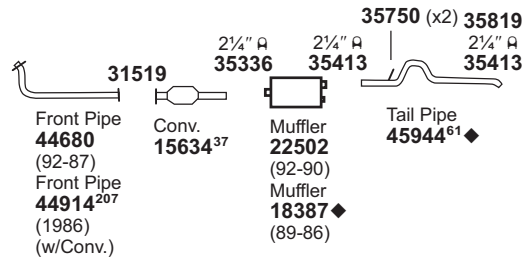
**1995-93 4-6 CYL. CHEROKEE w/2.5L, 4.0L ENG. (13424)**



**DYNOMAX** SYSTEM AVAILABLE, See DynoMax Catalog

For 15773: Univ. Conv. 15041#  
For 22799: SoundFX 18270 Super Turbo 17679<sup>576</sup> Univ. SoundFX 17820#

**1992-86 4 CYL. CHEROKEE w/2.5L ENG. (13425)**



**DYNOMAX** SYSTEM AVAILABLE, See DynoMax Catalog

For 15634: Univ. Conv. 15042#  
For 18387: Tru-Fit 18113<sup>542</sup> Super Turbo 17731# Univ. SoundFX 17808#  
For 22502: SoundFX 18336 or 18568 Tru-Fit 18113 Glasspack 24098<sup>523</sup>  
Univ. SoundFX 17869# Super Turbo 17747#

GENERAL INFORMATION

PASSENGER CAR

LIGHT TRUCK

MUFFLER SPECS.

OPTIONAL MUFFLERS

CONVERTER SPECS.

ACCESSORIES

FOOTNOTES

**NOT LEGAL FOR SALE IN STATE OF CALIFORNIA  
IN NEW YORK STATE, CONVERTERS LISTED ARE LEGAL FOR FEDERAL/EPA EMISSION VEHICLES ONLY**

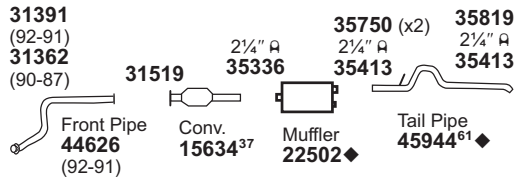
- ◇ If welded assembly, replace all required parts.
- ◆ If welded assembly, replace all required parts.
- # Modifications and/or additional parts required.
- 31 Unused hanger bracket may be cut off.
- 37 Fits All Emissions Vehicles.
- 51 Both parts required.
- 61 Cut to fit.

- 74 Fits California/50 State Emission Vehicles.
- 207 Requires use of 3/8" Std. Pipe Plug for Air Tube Adapter.
- 523 Requires Bracket.
- 542 Requires 35568 Bracket.
- 576 For installation instructions and additional parts required, see the Cross Reference Chart in the Master Catalog.

# LIGHT TRUCK

## JEEP Cherokee

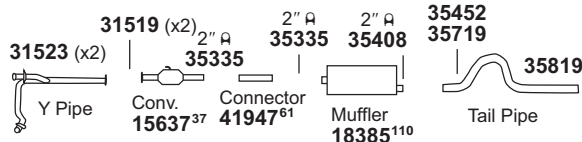
**1992-87 6 CYL. CHEROKEE w/4.0L ENG. (13426)**



**DynoMAX** SYSTEM AVAILABLE, See DynoMax Catalog

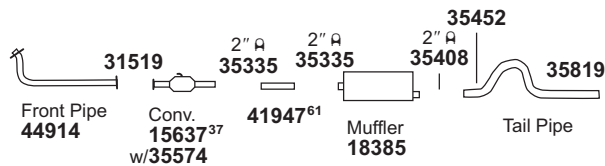
For 15634: Univ. Conv. 15042#  
 For 22502: SoundFX 18336 or 18568    Tru-Fit 18113  
 Univ. SoundFX 17869#    Super Turbo 17747#

**1986-84 6 CYL. CHEROKEE w/2.8L ENG. (13427)**



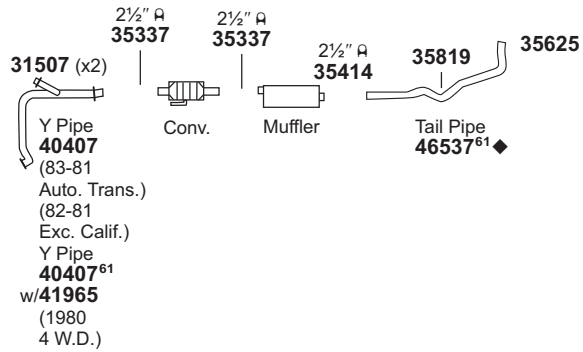
For 15637: Univ. Conv. 15031#  
 For 18385: Tru-Fit 18101    Univ. SoundFX 17820#

**1985-84 4 CYL. CHEROKEE w/2.5L ENG. (13428)**

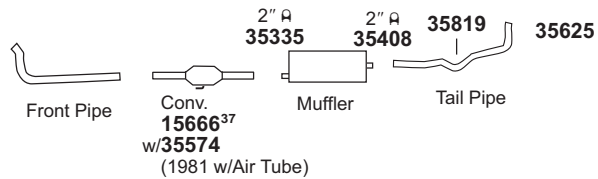


For 15637: Univ. Conv. 15031#  
 For 18385: Tru-Fit 18101    Univ. SoundFX 17820#

**1983-80 8 CYL. CHEROKEE w/5.9L ENG. (13429)**

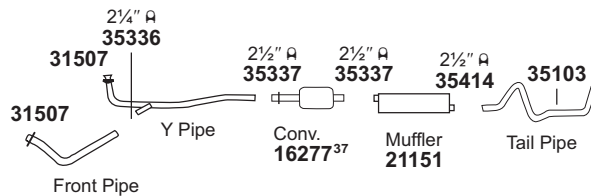


**1981-80 6 CYL. CHEROKEE w/4.2L (258 C.I.D.) ENG. (13430)**



For 15666: Univ. Conv. 15031#

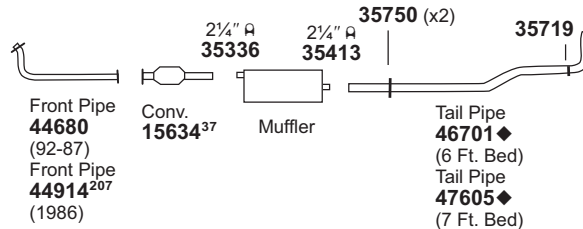
**1979 8 CYL. CHEROKEE w/5.9L (360 C.I.D.) ENG., w/CONVERTER (13431)**



For 16277: Univ. Conv. 15146#

## JEEP Comanche Pickup

**1992-86 4 CYL. COMANCHE PICKUP w/2.5L ENG., w/CONVERTER (13432)**



For 15634: Univ. Conv. 15042#

31362 Gskt.	31391 Gskt.	31507 Gskt.	31519 Gskt.	31523 Gskt.	35103 Hngr.	35452 Brkt.	35625 Hngr.	35719 Insl.	35750 Insl.	35819 Hngr.				

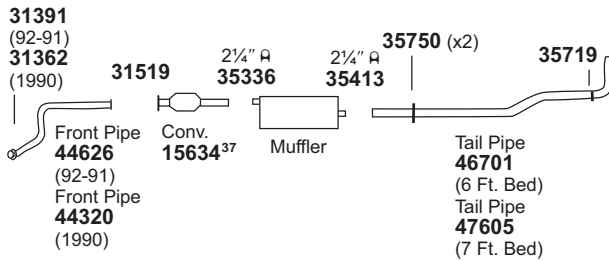
NOT LEGAL FOR SALE IN STATE OF CALIFORNIA  
 IN NEW YORK STATE, CONVERTERS LISTED ARE LEGAL FOR FEDERAL/EPA EMISSION VEHICLES ONLY

◆ If welded assembly, replace all required parts.  
 # Modifications and/or additional parts required.  
 988 37 Fits All Emissions Vehicles.

61 Cut to fit.  
 110 Must be installed backwards.  
 207 Requires use of 3/8" Std. Pipe Plug for Air Tube Adapter.

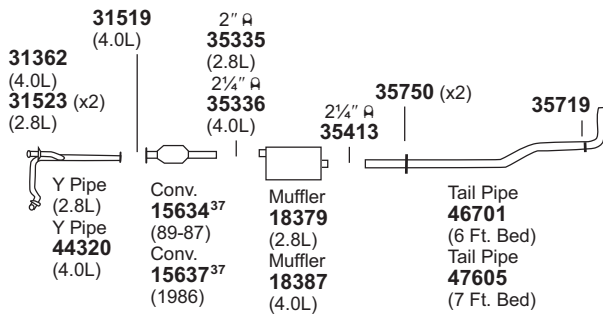
# LIGHT TRUCK

## 1992-90 6 CYL. COMANCHE PICKUP w/4.0L (13433) ENG., w/CONVERTER



For 15634: Univ. Conv. 15042#

## 1989-87 6 CYL. COMANCHE PICKUP w/4.0L ENG., w/CONVERTER 1986 6 CYL. COMANCHE PICKUP w/2.8L ENG. w/CONVERTER (13434)



For 15634: Univ. Conv. 15042#

For 15637: Univ. Conv. 15031#

For 18379: Univ. SoundFX 17840#

For 18387: Tru-Fit 18113<sup>542</sup>

Super Turbo 17731#

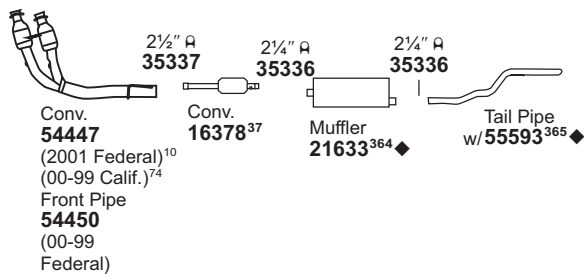
Super Turbo 17731#

Univ. SoundFX 17808#

Glasspack 24098<sup>523</sup>

## JEEP Grand Cherokee

### 2001-99 6 CYL. GRAND CHEROKEE w/4.0L ENG. (13435)



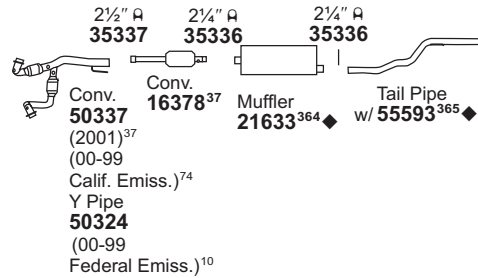
31362 Gskt.	31391 Gskt.	31519 Gskt.	31523 Gskt.	35460 Insl.	35719 Insl.	35750 Insl.	36152 Hngr.						
-------------	-------------	-------------	-------------	-------------	-------------	-------------	-------------	--	--	--	--	--	--

NOT LEGAL FOR SALE IN STATE OF CALIFORNIA  
IN NEW YORK STATE, CONVERTERS LISTED ARE LEGAL FOR FEDERAL/EPA EMISSION VEHICLES ONLY

- ◆ If welded assembly, replace all required parts.
- # Modifications and/or additional parts required.
- 10 Fits Federal/EPA Emission Vehicles.
- 37 Fits All Emissions Vehicles.
- 74 Fits California/50 State Emission Vehicles.
- 364 Replacement requires Tail Pipe.

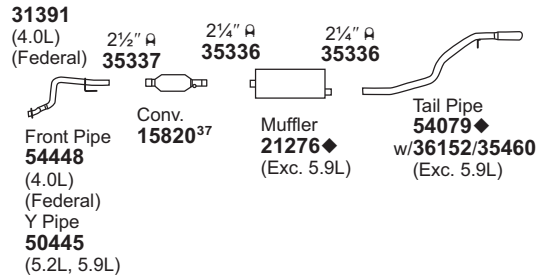
## JEEP Grand Cherokee

### 2001-99 8 CYL. GRAND CHEROKEE w/4.7L ENG. (13436)



DYNOMAX SYSTEM AVAILABLE, See DynoMax Catalog

### 1998 8 CYL. GRAND CHEROKEE w/5.9L ENG. 1998-96 6-8 CYL. GRAND CHEROKEE w/4.0L, 5.2L ENG. (13437)



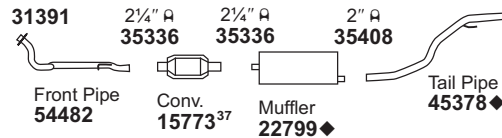
DYNOMAX SYSTEM AVAILABLE, See DynoMax Catalog

For 15820: Univ. Conv. 93303#

For 21276: SoundFX 18444

Super Turbo 17679<sup>576</sup>

### 1995-93 6 CYL. GRAND CHEROKEE w/4.0L ENG. (13438)



DYNOMAX SYSTEM AVAILABLE, See DynoMax Catalog

For 15773: Univ. Conv. 15041#

For 22799: SoundFX 18270

Univ. SoundFX 17820#

Super Turbo 17679<sup>576</sup>

- 365 Replacement requires Muffler.
- 523 Requires Bracket.
- 542 Requires 35568 Bracket.
- 576 For installation instructions and additional parts required, see the Cross Reference Chart in the Master Catalog.

GENERAL INFORMATION

PASSENGER CAR

LIGHT TRUCK

MUFFLER SPECS.

OPTIONAL MUFFLERS

CONVERTER SPECS.

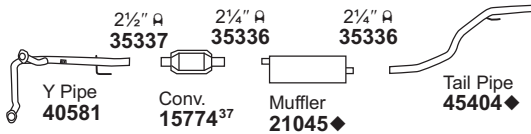
ACCESSORIES

FOOTNOTES

# LIGHT TRUCK

## JEEP Grand Cherokee

1995-93 8 CYL. GRAND CHEROKEE w/5.2L ENG.  
(13439)



**DYNOMAX** SYSTEM AVAILABLE, See DynoMax Catalog

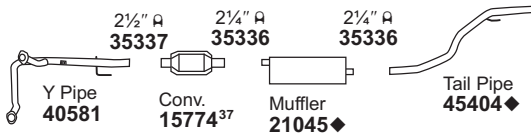
For 15774: Univ. Conv. 15042#

For 21045: SoundFX 18230<sup>110</sup>  
Univ. SoundFX 17808

Tru-Fit 18113  
Super Turbo 17748#

## JEEP Grand Wagoneer

1993 8 CYL. GRAND WAGONEER w/5.2L ENG.  
(13440)



**DYNOMAX** SYSTEM AVAILABLE, See DynoMax Catalog

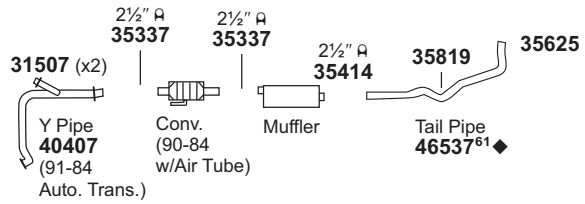
For 15774: Univ. Conv. 15042#

For 21045: SoundFX 18230<sup>110</sup>  
Univ. SoundFX 17808

Tru-Fit 18113  
Super Turbo 17748#

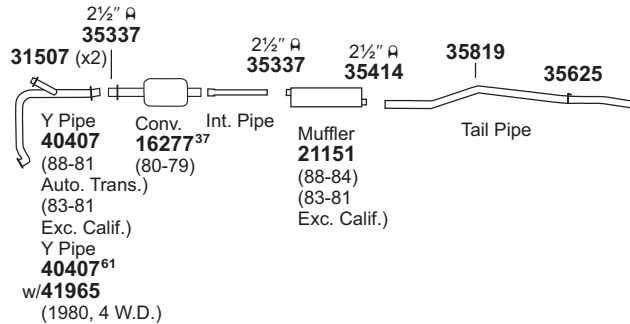
31309 Gskt. 	31507 Gskt. 	35625 Hngr. 	35819 Hngr. 							
--------------------	--------------------	--------------------	--------------------	--	--	--	--	--	--	--

1991-84 8 CYL. GRAND WAGONEER w/5.9L ENG.  
(13441)



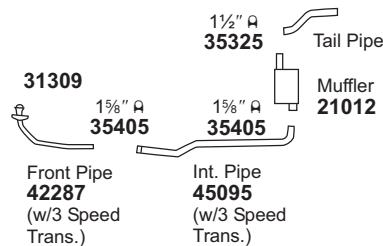
## JEEP Pickup (J10, J20, Gladiator, Series 20, 40)

1988-79 8 CYL. J10, J20 PICKUP w/5.9L (360 C.I.D.) ENG. - 131" W.B.  
(13442)



For 16277: Univ. Conv. 15146#

1964-57 4 CYL. FC-150 FORWARD CONTROL  
(13443)



NOT LEGAL FOR SALE IN STATE OF CALIFORNIA  
IN NEW YORK STATE, CONVERTERS LISTED ARE LEGAL FOR FEDERAL/EPA EMISSION VEHICLES ONLY

◆ If welded assembly, replace all required parts.

# Modifications and/or additional parts required.

990 37 Fits All Emissions Vehicles.

61 Cut to fit.

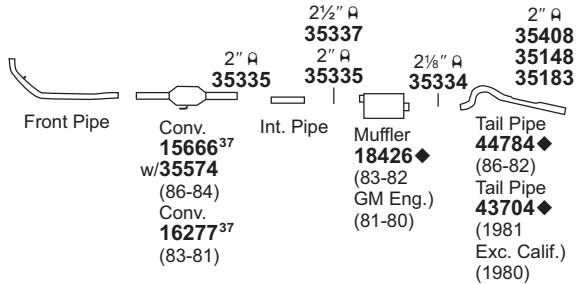
110 Must be installed backwards.



# LIGHT TRUCK

## JEEP Universal (Series CJ, DJ, FJ)

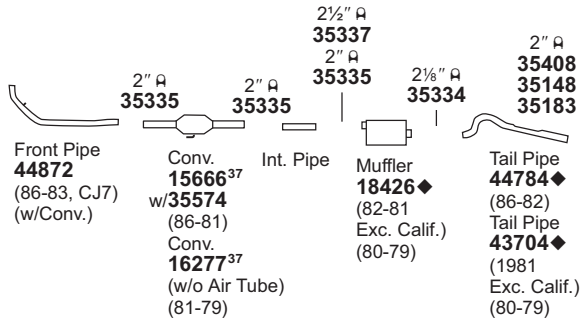
**1986-80 4 CYL. CJ5, CJ7 w/2.5L ENG., w/CONVERTER (13444)**



**NOTE:** Reuse existing shields. If not reuseable, O.E. parts are required.

For 15666: Univ. Conv. 15031#  
For 16277: Univ. Conv. 15146#  
For 18426: Super Turbo 17748#

**1986-79 6 CYL. CJ5, CJ7 w/4.2L (258 C.I.D.) ENG., w/CONVERTER (13445)**



**NOTE:** Reuse existing shields. If not reuseable, O.E. parts are required.

For 15666: Univ. Conv. 15031#  
For 16277: Univ. Conv. 15146#  
For 18426: Super Turbo 17748#

31400 Gskt.	31404 Gskt.	31507 Gskt.	31851 Flng.	35103 Hngr.	35148 Brkt.	35183 Insl.	35209 Hngr.								

**NOT LEGAL FOR SALE IN STATE OF CALIFORNIA  
IN NEW YORK STATE, CONVERTERS LISTED ARE LEGAL FOR FEDERAL/EPA EMISSION VEHICLES ONLY**

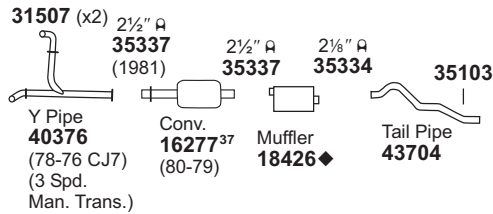
◆ If welded assembly, replace all required parts.  
# Modifications and/or additional parts required.

37 Fits All Emissions Vehicles.

## JEEP Universal (Series CJ, DJ, FJ)

**1981-79 8 CYL. CJ5, CJ7 w/5.0L (304 C.I.D.) ENG., w/CONVERTER (13446)**

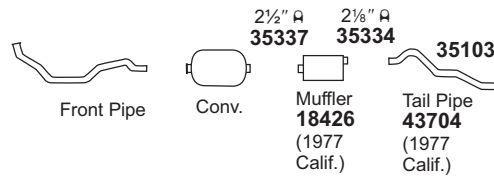
**1978-76 8 CYL. CJ5, CJ7 w/5.0L (304 C.I.D.) ENG. (13446)**



**NOTE:** Reuse existing shields. If not reuseable, O.E. parts are required.

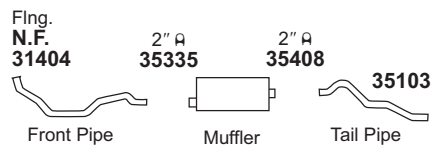
For 16277: Univ. Conv. 15146#  
For 18426: Super Turbo 17748#

**1978-76 6 CYL. CJ5, CJ7, w/CONVERTER (13447)**

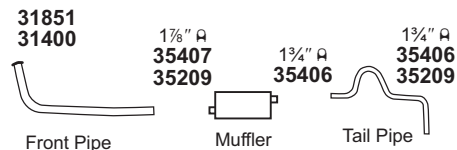


For 18426: Super Turbo 17748#

**1978-76 6 CYL. CJ5, CJ7, w/o CONVERTER w/3.8L (232 C.I.D.), 4.2L (258 C.I.D.) ENG. (13448)**



**1976-64 4-6 CYL. DISPATCHER (POSTAL SERVICE), w/o CONVERTER (13449)**



GENERAL INFORMATION

PASSENGER CAR

LIGHT TRUCK

MUFFLER SPECS.

OPTIONAL MUFFLERS

CONVERTER SPECS.

ACCESSORIES

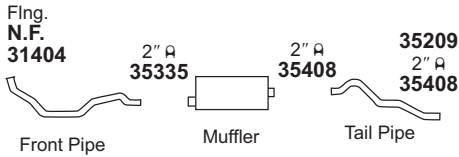
FOOTNOTES

# LIGHT TRUCK

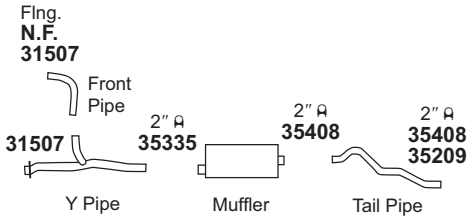
## JEEP

Universal  
(Series CJ, DJ, FJ)

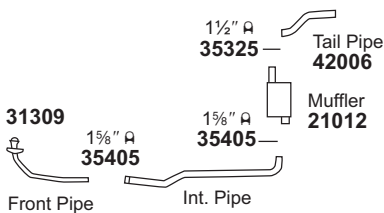
1975-72 6 CYL. CJ5, CJ6 JEEP w/3.8L (232 C.I.D.), 4.2L (258 C.I.D.) ENG.



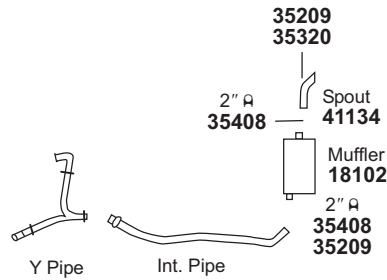
1974-72 8 CYL. CJ5, CJ6 JEEP, RENEGADE w/5.0L (304 C.I.D.) ENG.



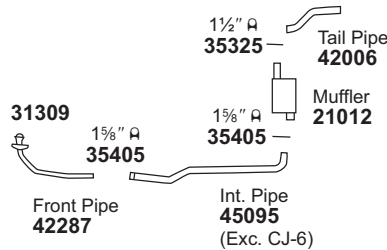
1970-65 4 CYL. DJ5, DJ6 2 W.D. (w/FUEL TANK UNDER SEAT)  
1970-56 4 CYL. CJ6, CJ6A UNIVERSAL JEEP - 101" W.B. AFTER SER. 57748-16484 (w/FUEL TANK UNDER THE SEAT)  
1970-56 4 CYL. CJ5, CJ5A UNIVERSAL JEEP - 81" W.B. AFTER SER. 575478-93762 (w/FUEL TANK UNDER THE SEAT)  
(13452)



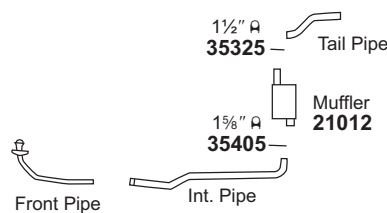
1970-66 V6 CYL. CJ5, CJ5A, CJ6, CJ6A - 81" W.B. (13453) (w/FUEL TANK UNDER SEAT)



1965-59 4 CYL. CJ5 UNIVERSAL JEEP PRIOR TO SER. 575478-93763  
1965-59 4 CYL. CJ6 UNIVERSAL JEEP PRIOR TO SER. 57748-16485  
(13454)



1964-62 4 CYL. FJ3, FJ3A, FLEET VAN R.H. & L.H. DRIVE  
1964-56 4 CYL. DJ3A, DISPATCHER (EXC. POSTAL SERVICE)  
(13455)



31309 Gskt.	31404 Gskt.	31507 Gskt.	35209 Hngr.	35320 Clmp.															

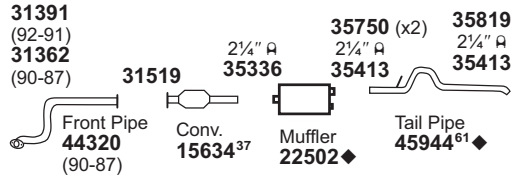
NOT LEGAL FOR SALE IN STATE OF CALIFORNIA

IN NEW YORK STATE, CONVERTERS LISTED ARE LEGAL FOR FEDERAL/EPA EMISSION VEHICLES ONLY

# LIGHT TRUCK

## JEEP Wagoneer

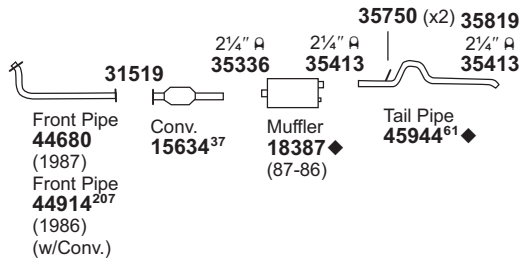
**1990-87 6 CYL. WAGONEER w/4.0L ENG. (13456)**



**DYNOMAX** SYSTEM AVAILABLE. See DynoMax Catalog

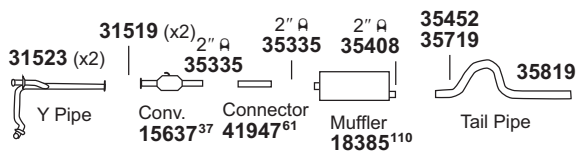
For 15634: Univ. Conv. 15042#  
 For 22502: SoundFX 18336 or 18568 Univ. SoundFX 17869#  
 Tru-Fit 18113 Super Turbo 17747#

**1987-86 4 CYL. WAGONEER w/2.5L ENG. (13457)**



For 15634: Univ. Conv. 15042#  
 For 18387: Tru-Fit 18113<sup>542</sup> Super Turbo 17731#  
 Univ. SoundFX 17808#  
 Glasspack 24098<sup>523</sup>

**1986-84 6 CYL. WAGONEER SPORT WAGON w/2.8L ENG. (13458)**



For 15637: Univ. Conv. 15031#  
 For 18385: Tru-Fit 18101 Univ. SoundFX 17820#

31362 Gskt.	31391 Gskt.	31507 Gskt.	31519 Gskt.	31523 Gskt.	35103 Hngr.	35452 Brkt.	35625 Hngr.	35719 Insl.	35750 Insl.	35819 Hngr.			

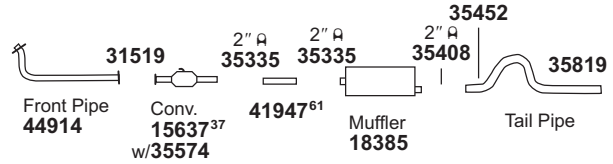
NOT LEGAL FOR SALE IN STATE OF CALIFORNIA  
 IN NEW YORK STATE, CONVERTERS LISTED ARE LEGAL FOR FEDERAL/EPA EMISSION VEHICLES ONLY

◆ If welded assembly, replace all required parts.  
 # Modifications and/or additional parts required.  
 37 Fits All Emissions Vehicles.  
 61 Cut to fit.

110 Must be installed backwards.  
 207 Requires use of 3/8" Std. Pipe Plug for Air Tube Adapter.  
 523 Requires Bracket.  
 542 Requires 35568 Bracket.

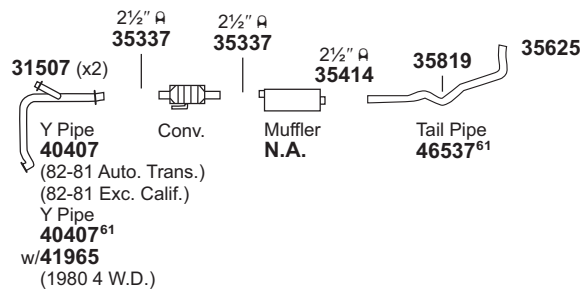
## JEEP Wagoneer

**1985-84 4 CYL. WAGONEER SPORT WAGON w/2.5L ENG. (13459)**

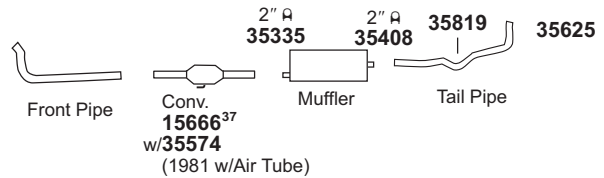


For 15637: Univ. Conv. 15031#  
 For 18385: Tru-Fit 18101 Univ. SoundFX 17820#

**1982-80 8 CYL. WAGONEER w/5.9L ENG. (13460)**

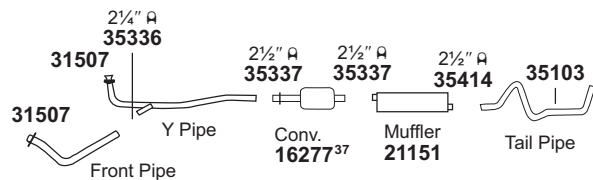


**1981-80 6 CYL. WAGONEER w/4.2L (258 C.I.D.) ENG. (13461)**



For 15666: Univ. Conv. 15031#

**1979 8 CYL. WAGONEER w/5.9L (360 C.I.D.) ENG., w/CONVERTER (13462)**



For 16277: Univ. Conv. 15146#

GENERAL INFORMATION

PASSENGER CAR

LIGHT TRUCK

MUFFLER SPECS.

OPTIONAL MUFFLERS

CONVERTER SPECS.

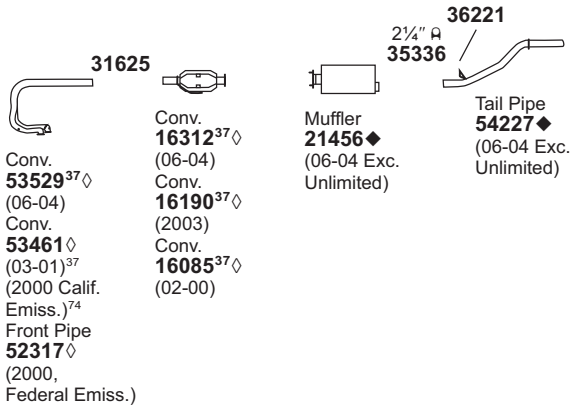
ACCESSORIES

FOOTNOTES

# LIGHT TRUCK

## JEEP Wrangler

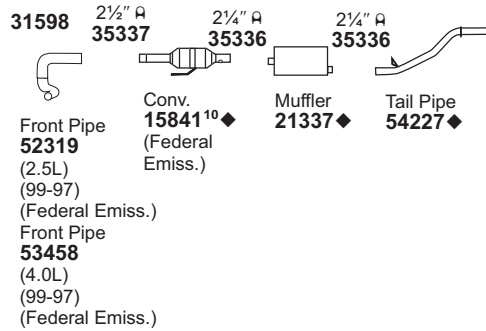
**2006-00 6 CYL. WRANGLER w/4.0L ENG. (13463)**  
**(AFTER 1-24-00)**



**DYNOMAX** SYSTEM AVAILABLE, See DynoMax Catalog

For 16085: Univ. Conv. 93302#  
For 16190: Univ. Conv. 93302#  
For 16312: Univ. Conv. 93303#  
For 21456: Super Turbo 17679<sup>576</sup>

**2000-97 4 CYL. WRANGLER w/2.5L ENG. (BEFORE 1-24-00)**  
**2000-97 6 CYL. WRANGLER w/4.0L ENG. (13464) (BEFORE 1-24-00)**



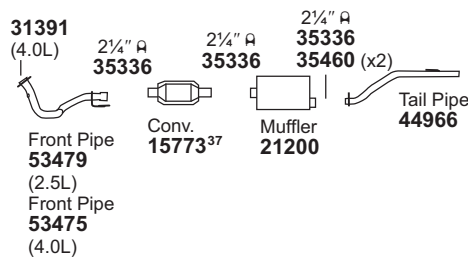
**NOTE: If O.E. exhaust system (including converter) is completely welded. To connect O.E. pipe to converter.**  
1. Disconnect downstream exhaust from converter.  
2. Cut O.E. converter 26" upstream from outlet end.  
3. Overlap converter onto outlet of O.E. pipe and clamp.

**DYNOMAX** SYSTEM AVAILABLE, See DynoMax Catalog

For 15841: Univ. Conv. 93302#  
For 21337: SoundFX 18574 Super Turbo 17679<sup>576</sup>

## JEEP YJ Series - Laredo, Sahara & Wrangler

**1995-93 4 CYL. WRANGLER w/2.5L ENG. (13465)**  
**1995-93 6 CYL. WRANGLER w/4.0L ENG. w/CONVERTER**



**NOTE: Reuse existing shields w/(2) 35564 strap clamps.**

**DYNOMAX** SYSTEM AVAILABLE, See DynoMax Catalog

For 15773: Univ. Conv. 15041#  
For 21200: SoundFX 18442 Super Turbo 17679<sup>576</sup>

31391 Gskt.	31598 Gskt.	31625 Gskt.	35460 Insl.	36221 Insl.															

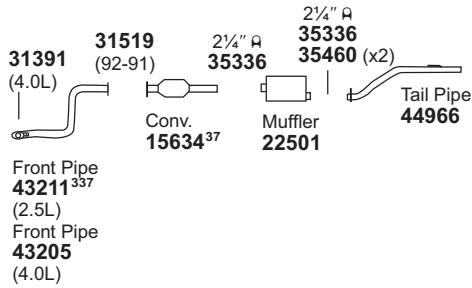
**NOT LEGAL FOR SALE IN STATE OF CALIFORNIA  
IN NEW YORK STATE, CONVERTERS LISTED ARE LEGAL FOR FEDERAL/EPA EMISSION VEHICLES ONLY**

- ◇ If welded assembly, replace all required parts.
- ◆ If welded assembly, replace all required parts.
- # Modifications and/or additional parts required.

- 37 Fits All Emissions Vehicles.
- 74 Fits California/50 State Emission Vehicles.
- 576 For installation instructions and additional parts required, see the Cross Reference Chart in the Master Catalog.

# LIGHT TRUCK

**1992-91 4 CYL. WRANGLER w/2.5L ENG.**  
**1992-91 6 CYL. WRANGLER w/4.0L ENG.,**  
**(13466) w/CONVERTER**

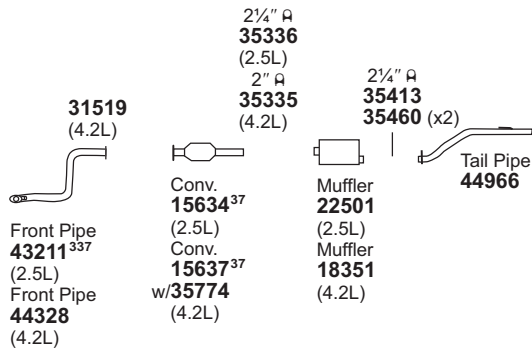


**NOTE: Reuse existing shields w/(2) 35564 strap clamps.**

**DYNOMAX** SYSTEM AVAILABLE, See DynoMax Catalog

For 15634: Univ. Conv. 15042#  
 For 22501: SoundFX 18341 Super Turbo 17731#  
 Univ. SoundFX 17874#  
 Glasspack 24098

**1990-87 4 CYL. WRANGLER w/2.5L ENG.**  
**1990-87 6 CYL. WRANGLER w/4.2L ENG.,**  
**(13467) w/CONVERTER**



**DYNOMAX** SYSTEM AVAILABLE, See DynoMax Catalog

For 15634: Univ. Conv. 15042#  
 For 15637: Univ. Conv. 15031#  
 For 18351: Univ. SoundFX 17188#  
 For 22501: SoundFX 18341 Super Turbo 17731#  
 Univ. SoundFX 17874#  
 Glasspack 24098

31348 Gskt.	31369 Gskt.	31388 Gskt.	31391 Gskt.	31519 Gskt.	31534 Gskt.	31566 Gskt.	35452 Brkt.	35460 Insl.											

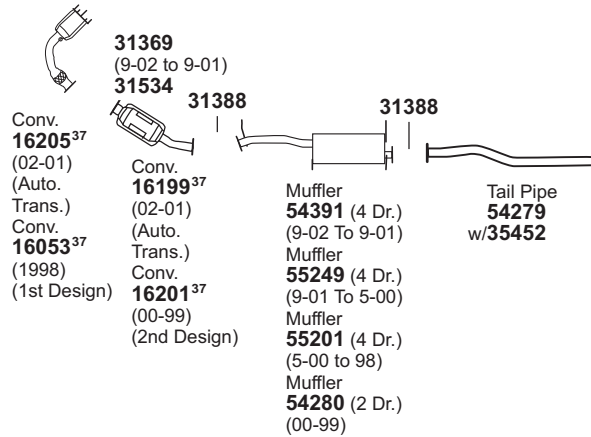
**NOT LEGAL FOR SALE IN STATE OF CALIFORNIA**  
**IN NEW YORK STATE, CONVERTERS LISTED ARE LEGAL FOR FEDERAL/EPA EMISSION VEHICLES ONLY**

# Modifications and/or additional parts required.  
 37 Fits All Emissions Vehicles.

337 If sensor required, drill 0.50" hole in Pipe at sensor tap.

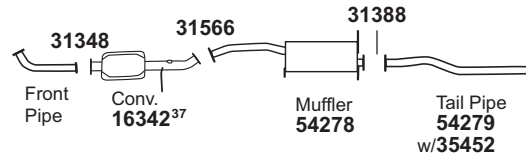
## KIA Sportage

**2002-98 4 CYL. SPORTAGE w/2.0L ENG.**  
**(13468)**



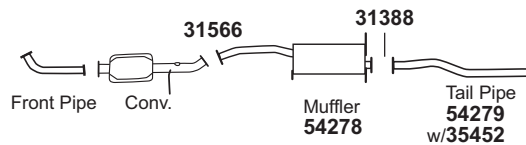
For 16199: Univ. Conv. 93236#  
 For 16201: Univ. Conv. 93236#  
 For 55201: SoundFX 18821

**1997-96 4 CYL. SPORTAGE w/2.0L ENG., DOHC**  
**(13469)**

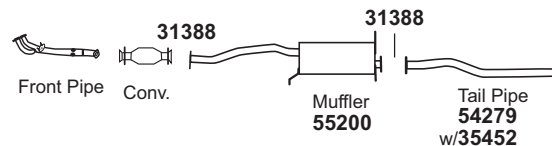


For 16342: Univ. Conv. 93236#

**1995 4 CYL. SPORTAGE w/2.0L ENG., DOHC**  
**(13470)**



**1995 4 CYL. SPORTAGE w/2.0L ENG., SOHC**  
**(13471)**



GENERAL INFORMATION

PASSENGER CAR

LIGHT TRUCK

MUFFLER SPECS.

OPTIONAL MUFFLERS

CONVERTER SPECS.

ACCESSORIES

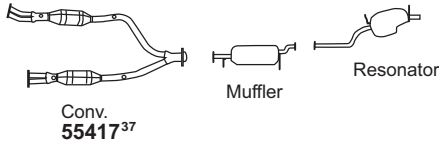
FOOTNOTES

# LIGHT TRUCK

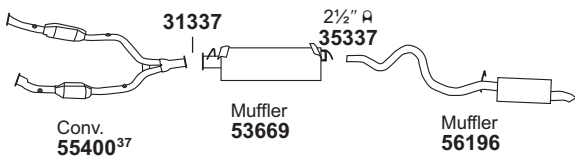
## LAND ROVER

### Discovery

2004-03 8 CYL. DISCOVERY w/4.6L ENG.  
 2002-99 8 CYL. DISCOVERY w/4.0L ENG.  
 (13472)



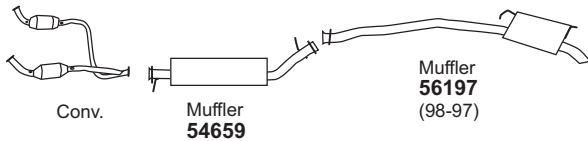
1995-94 8 CYL. DISCOVERY w/3.9L ENG.  
 (13473)



## LAND ROVER

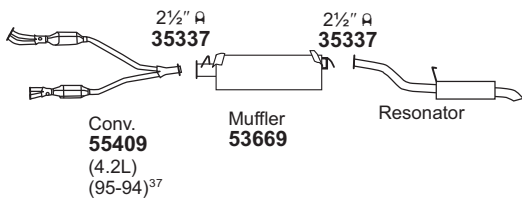
### Range Rover

1998-96 8 CYL. RANGE ROVER w/4.6L ENG.  
 1998-96 8 CYL. RANGE ROVER w/4.0L ENG.  
 (13474)

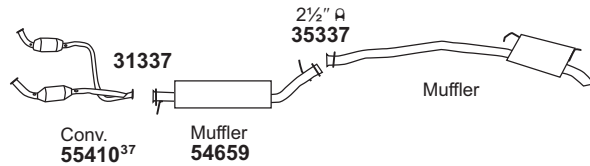


1995-93 8 CYL. RANGE ROVER LWB w/4.2L ENG.

1995-90 8 CYL. RANGE ROVER w/3.9L ENG.  
 (13475)



1995 8 CYL. RANGE ROVER w/4.0L ENG.  
 (13476)



## LEXUS

### LX450

1997-96 6 CYL. LX450 w/4.5L ENG.  
 (13477)

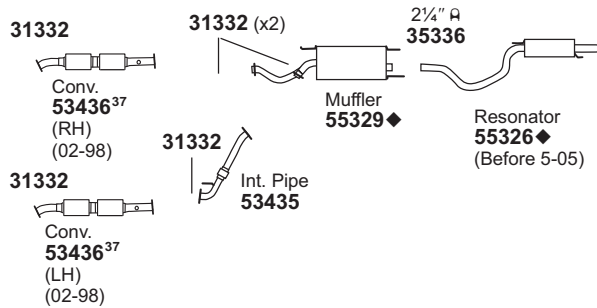


For 16347: Univ. Conv. 93237#  
 For 54567: Univ. Conv. 93238#

## LEXUS

### LX470

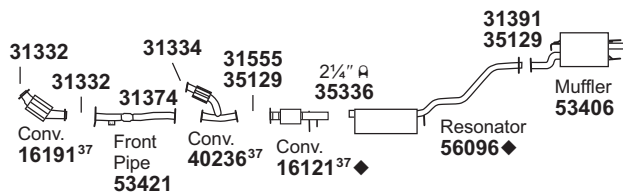
2007-98 8 CYL. LX470 w/4.7L ENG.  
 (13478)



## LEXUS

### RX300

2003-99 6 CYL. RX300 w/3.0L ENG.  
 (13479)



For 16121: Univ. Conv. 93237#  
 For 16191: Univ. Conv. 93270#  
 For 40236: Univ. Conv. 93271#

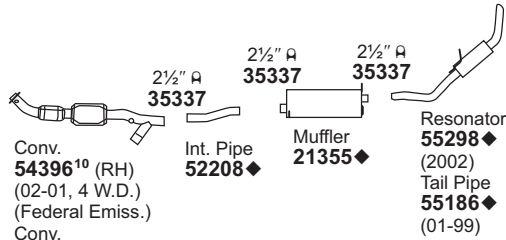
31332 Gskt.	31334 Gskt.	31337 Gskt.	31374 Gskt.	31391 Gskt.	31555 Gskt.	35129 Bolt Kit								

NOT LEGAL FOR SALE IN STATE OF CALIFORNIA  
 IN NEW YORK STATE, CONVERTERS LISTED ARE LEGAL FOR FEDERAL/EPA EMISSION VEHICLES ONLY

# LIGHT TRUCK

## LINCOLN Navigator

2002-99 8 CYL. NAVIGATOR w/5.4L ENG. (13480)



Conv. 54396<sup>10</sup> (RH) (02-01, 4 W.D.) (Federal Emiss.)  
 Conv. 54406<sup>37</sup> (RH) (02-99, 2 W.D.)  
 Conv. 54401<sup>37</sup> (RH) (00-99, 4 W.D.)



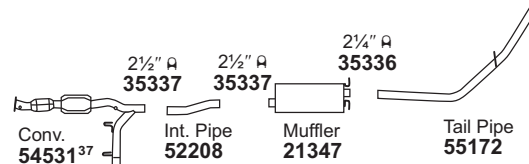
Conv. 54490<sup>37</sup> (LH) (02-01 2 W.D.)  
 Conv. 54397<sup>10</sup> (LH) (02-01, 4 W.D.) (Federal Emiss.)  
 Conv. 54405<sup>37</sup> (LH) (00-99, 2 W.D.)  
 Conv. 53411<sup>37</sup> (LH) (00-99, 4 W.D.)

**DYNOMAX** SYSTEM AVAILABLE, See DynoMax Catalog

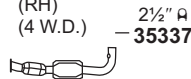
For 21355: SoundFX 18914 Super Turbo 17734#  
 Ultra Flo SS 17258<sup>576</sup>

## LINCOLN Navigator

1998 8 CYL. NAVIGATOR w/5.4L ENG. (13481)



Conv. 54531<sup>37</sup> (RH) (2 W.D.)  
 Conv. 54270<sup>37</sup> (RH) (4 W.D.)



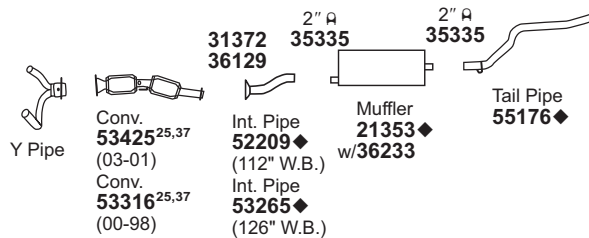
Conv. 53520<sup>37</sup> (LH) (2 W.D.)  
 Conv. 53273<sup>37</sup> (LH) (4 W.D.)

**DYNOMAX** SYSTEM AVAILABLE, See DynoMax Catalog

For 21347: SoundFX 18921 Super Turbo 17734#  
 Ultra Flo SS 17258<sup>576</sup>

## MAZDA Pickup

2003-98 6 CYL. B3000 w/3.0L ENG.  
 2003-98 6 CYL. B4000 w/4.0L ENG. (13482)



Conv. 53425<sup>25,37</sup> (03-01)  
 Conv. 53316<sup>25,37</sup> (00-98)

For 21353: SoundFX 18588 Tru-Fit 18101#

31372 Gskt.	36129 Bolt Kit	36233 Brkt.																	

NOT LEGAL FOR SALE IN STATE OF CALIFORNIA  
 IN NEW YORK STATE, CONVERTERS LISTED ARE LEGAL FOR FEDERAL/EPA EMISSION VEHICLES ONLY

◆ If welded assembly, replace all required parts.  
 # Modifications and/or additional parts required.  
 10 Fits Federal/EPA Emission Vehicles.  
 25 Replaces multiple O.E. Converters. Only failed Converters may be replaced. See Catalytic Converter Installation Guide.

37 Fits All Emissions Vehicles.  
 576 For installation instructions and additional parts required, see the Cross Reference Chart in the Master Catalog.

GENERAL INFORMATION

PASSENGER CAR

LIGHT TRUCK

MUFFLER SPECS.

OPTIONAL MUFFLERS

CONVERTER SPECS.

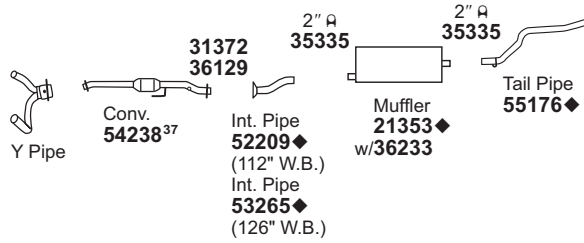
ACCESSORIES

FOOTNOTES

# LIGHT TRUCK

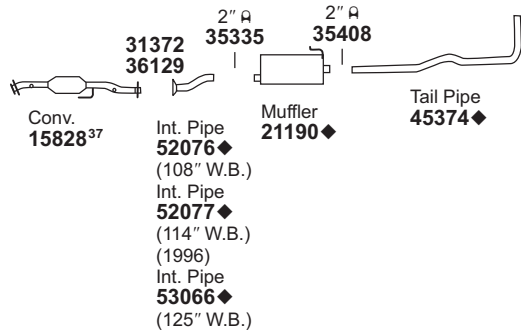
## MAZDA Pickup

**2001-98 4 CYL. B2500 w/2.5L ENG**  
(13483)



For 21353: SoundFX 18588 Tru-Fit 18101#  
For 54238: Univ. Conv. 93302#

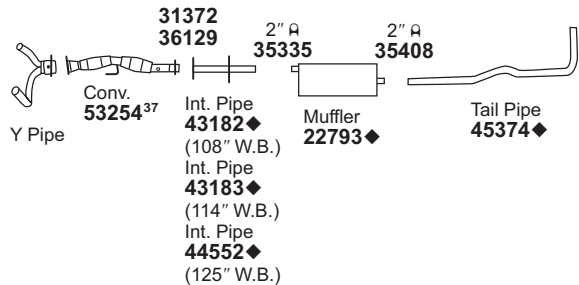
**1997-96 4 CYL. B2300 w/2.3L ENG.**  
(13484)



DYNOMAX SYSTEM AVAILABLE, See DynoMax Catalog

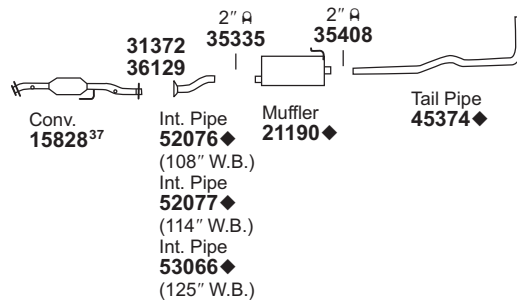
For 15828: Univ. Conv. 93237#  
For 21190: SoundFX 18575 Tru-Fit 18101<sup>370</sup>  
Univ. SoundFX 17820#

**1997-96 6 CYL. B3000, B4000 w/3.0L, 4.0L ENG.**  
(13485)



For 22793: SoundFX 18295 Tru-Fit 18101<sup>505</sup>  
Univ. SoundFX 17820#  
For 53254: Univ. Conv. 93238#

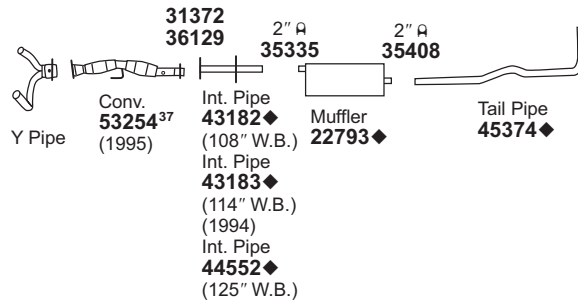
**1995 4 CYL. B2300 w/2.3L ENG.**  
(13486)



DYNOMAX SYSTEM AVAILABLE, See DynoMax Catalog

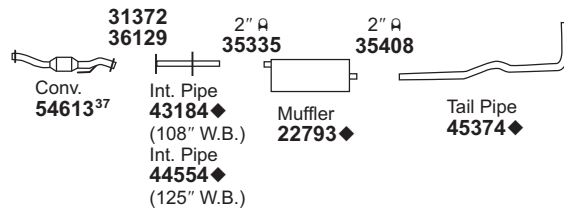
For 15828: Univ. Conv. 93237#  
For 21190: SoundFX 18575 Tru-Fit 18101<sup>370</sup>  
Univ. SoundFX 17820#

**1995-94 6 CYL. B3000, B4000 w/3.0L, 4.0L ENG.**  
(13487)



For 22793: SoundFX 18295 Tru-Fit 18101<sup>505</sup>  
Univ. SoundFX 17820#  
For 53254: Univ. Conv. 93238#

**1994 4 CYL. B2300 w/2.3L ENG.**  
(13488)



For 22793: SoundFX 18295 Tru-Fit 18101<sup>505</sup>  
Univ. SoundFX 17820#  
For 54613: Univ. Conv. 15037#

31372 Gskt.	36129 Bolt Kit	36233 Brkt.							

NOT LEGAL FOR SALE IN STATE OF CALIFORNIA  
IN NEW YORK STATE, CONVERTERS LISTED ARE LEGAL FOR FEDERAL/EPA EMISSION VEHICLES ONLY

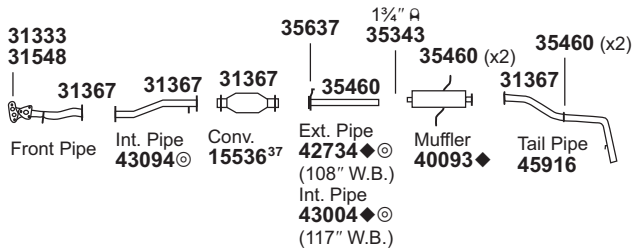
♦ If welded assembly, replace all required parts.  
# Modifications and/or additional parts required.  
998 37 Fits All Emissions Vehicles.

370 May require 35158 Bracket.  
505 Requires 35567 Shield & (2) 35564 Straps.



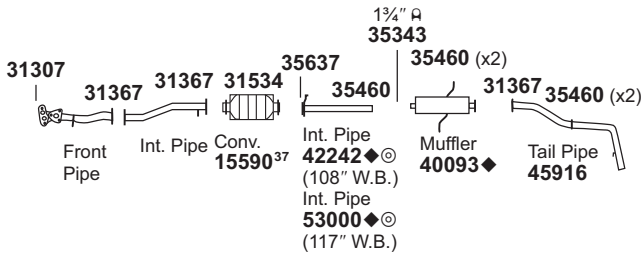
# LIGHT TRUCK

**1993-90 4 CYL. B2200 w/2.2L CARB. ENG. (13489)**



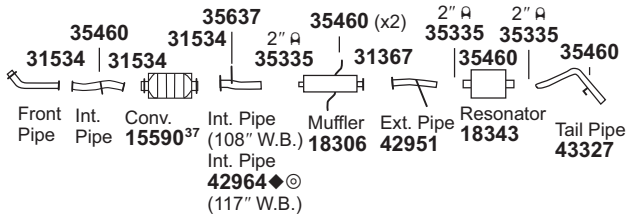
For 15536: Univ. Conv. 15036#  
For 40093: SoundFX 18328

**1993-90 4 CYL. B2200 w/2.2L EFI ENG. (13490)**



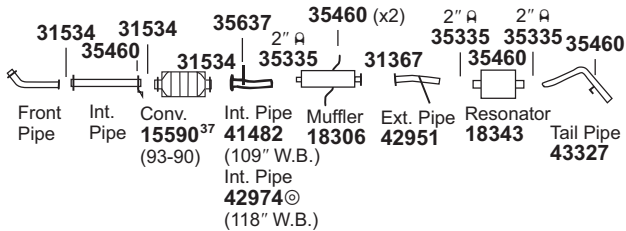
For 15590: Univ. Conv. 93236#  
For 40093: SoundFX 18328

**1993-90 4 CYL. B2600 w/2.6L EFI ENG., 2 W.D. (13491)**



For 15590: Univ. Conv. 93236#

**1993-89 4 CYL. B2600 w/2.6L EFI ENG., 4 W.D. (13492)**

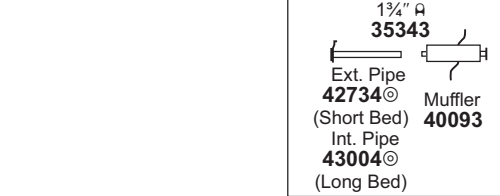
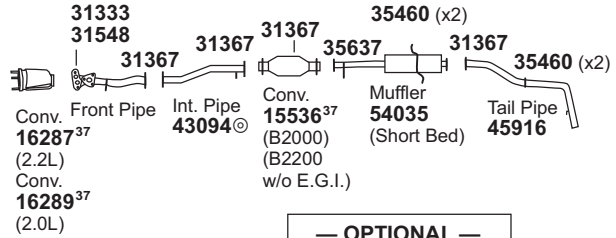


For 15590: Univ. Conv. 93236#

31307 Gskt.	31333 Gskt.	31367 Gskt.	31534 Gskt.	31548 Gskt.	35460 Insl.	35637 Insl.

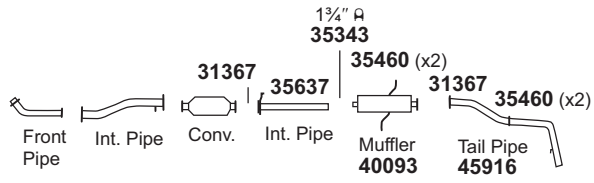
## MAZDA Pickup

**1989-87 4 CYL. B2200 w/2.2L GAS ENG. (13493)**  
**1987-86 4 CYL. B2000 w/2.0L GAS ENG. (13493)**



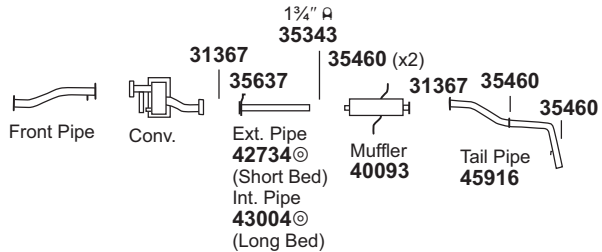
For 15536: Univ. Conv. 15036#  
For 40093: SoundFX 18328

**1988-87 4 CYL. B2600 w/2.6L CARB. ENG., 4 W.D. (13494)**



For 40093: SoundFX 18328

**1988-87 4 CYL. B2600 w/2.6L CARB. ENG., 2 W.D. (13495)**



For 40093: SoundFX 18328

GENERAL INFORMATION

PASSENGER CAR

LIGHT TRUCK

MUFFLER SPECS.

OPTIONAL MUFFLERS

CONVERTER SPECS.

ACCESSORIES

FOOTNOTES

NOT LEGAL FOR SALE IN STATE OF CALIFORNIA  
IN NEW YORK STATE, CONVERTERS LISTED ARE LEGAL FOR FEDERAL/EPA EMISSION VEHICLES ONLY

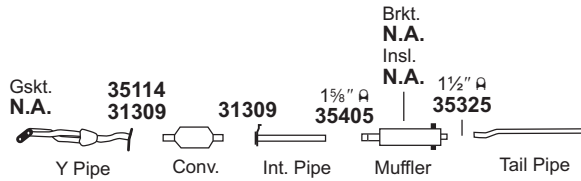
◆ If welded assembly, replace all required parts.  
⊙ Air Gap Pipe. Appearance may be different than O.E. Pipe. Air space between Pipes acts as a Heat Insulator.

# Modifications and/or additional parts required.  
37 Fits All Emissions Vehicles.

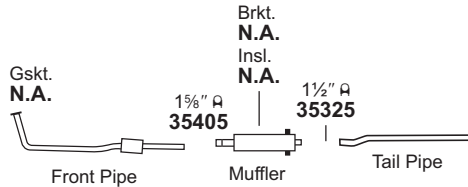
# LIGHT TRUCK

## MAZDA Pickup

1984-79 4 CYL. B2000 GAS ENG.,  
(13496) w/CONVERTER

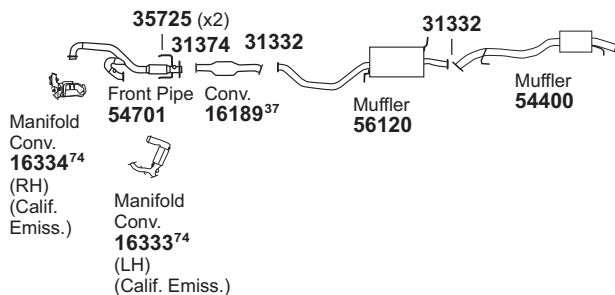


1978-77 4 CYL. B1800  
1976-74 4 CYL. B1600 w/MANUAL TRANS.  
(13497)



## MAZDA Multi-Purpose Van (MPV)

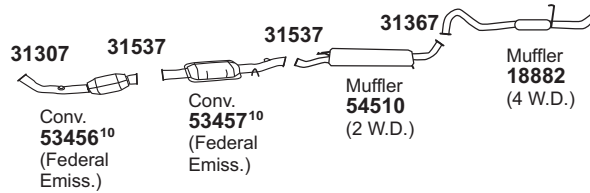
2001-00 6 CYL. MPV w/2.5L ENG.  
(13498)



For 16189: Univ. Conv. 93252#

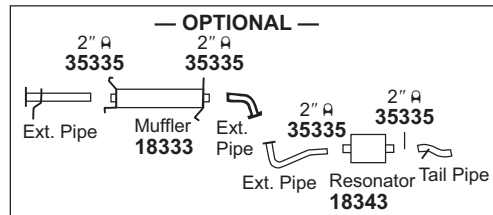
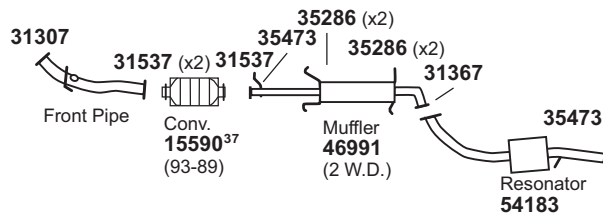
31307 Gskt.	31309 Gskt.	31332 Gskt.	31367 Gskt.	31374 Gskt.	31537 Gskt.	35114 Insl.	35286 Insl.	35473 Insl.	35725 Insl.						

1998-96 6 CYL. MPV w/3.0L ENG.  
(13499)



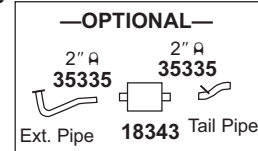
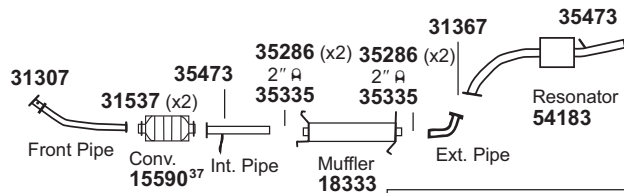
For 53456: Univ. Conv. 93237#  
For 53457: Univ. Conv. 93237#

1995-89 6 CYL. MPV w/3.0L ENG.  
(13500)



For 15590: Univ. Conv. 93236#  
For 54183: SoundFX 18864

1994-89 4 CYL. MPV w/2.6L ENG.  
(13501)



For 15590: Univ. Conv. 93236#  
For 54183: SoundFX 18864

NOT LEGAL FOR SALE IN STATE OF CALIFORNIA  
IN NEW YORK STATE, CONVERTERS LISTED ARE LEGAL FOR FEDERAL/EPA EMISSION VEHICLES ONLY

1000 # Modifications and/or additional parts required.  
10 Fits Federal/EPA Emission Vehicles.

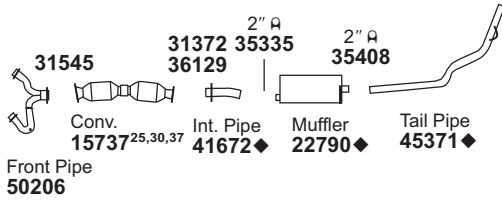
37 Fits All Emissions Vehicles.  
74 Fits California/50 State Emission Vehicles.

# LIGHT TRUCK

## MAZDA

Navajo

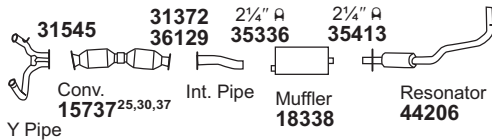
1994-93 6 CYL. NAVAJO w/4.0L ENG. (13502)



For 22790: SoundFX 18224

Univ. SoundFX 17820#

1992-91 6 CYL. NAVAJO w/4.0L ENG. (13503)



NOTE: Reuse existing shields. If not reuseable, 35567 shield and (2) 35564 straps are required.

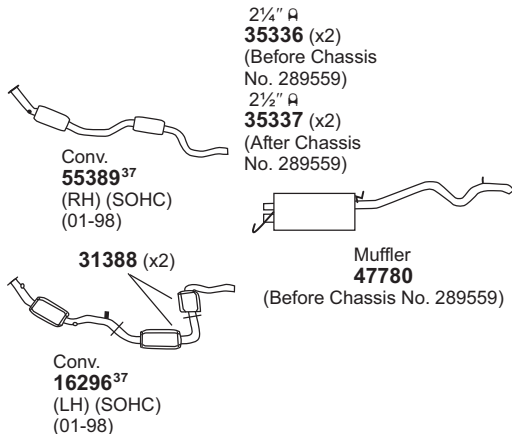
For 18338: Tru-Fit 18113

Univ. SoundFX 17800#

## MERCEDES BENZ

300 Series

2003-98 6 CYL. ML320 w/3.2L ENG. (13504)

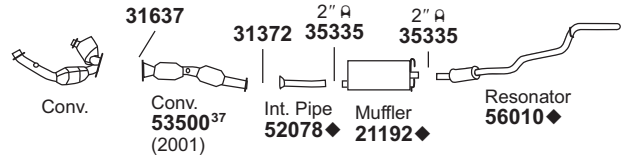


31311 Gskt.	31372 Gskt.	31388 Gskt.	31545 Gskt.	31637 Gskt.	36129 Bolt Kit										
----------------	----------------	----------------	----------------	----------------	-------------------	--	--	--	--	--	--	--	--	--	--

## MERCURY

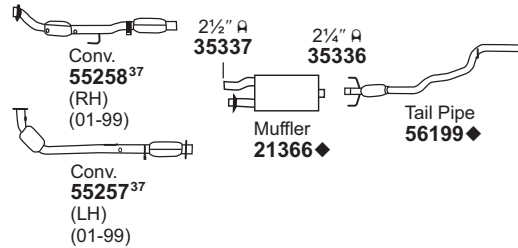
Mountaineer

2001-00 6 CYL. MOUNTAINEER w/4.0L ENG. CODE E (AFTER 12-99) (13505)



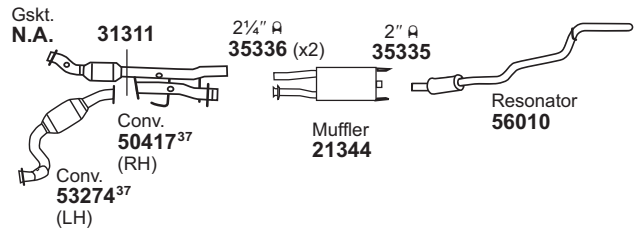
For 21192: SoundFX 18573

2001-98 8 CYL. MOUNTAINEER w/5.0L ENG. (AFTER 1-28-98) (13506)



For 21366: SoundFX 18909

2000-98 6 CYL. MOUNTAINEER w/4.0L ENG. (BEFORE 11-8-99) (13507)



DYNOMAX SYSTEM AVAILABLE, See DynoMax Catalog

For 21344: SoundFX 18564

For 50417: Univ. Conv. 93237#

For 53274: Univ. Conv. 93237#

NOT LEGAL FOR SALE IN STATE OF CALIFORNIA

IN NEW YORK STATE, CONVERTERS LISTED ARE LEGAL FOR FEDERAL/EPA EMISSION VEHICLES ONLY

- ◆ If welded assembly, replace all required parts.
- # Modifications and/or additional parts required.
- 25 Replaces multiple O.E. Converters. Only failed Converters may be replaced. See Catalytic Converter Installation Guide.

- 30 Y-Pipe must be cut 1/2 from face of Flange. (See Direct-Fit Illustration)
- 37 Fits All Emissions Vehicles.

GENERAL INFORMATION

PASSENGER CAR

LIGHT TRUCK

MUFFLER SPECS.

OPTIONAL MUFFLERS

CONVERTER SPECS.

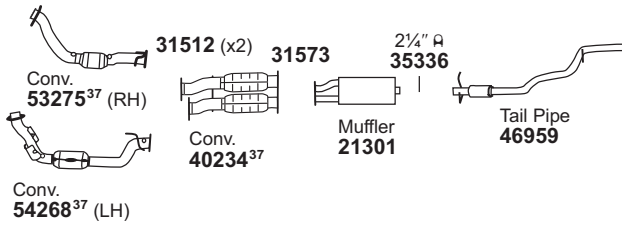
ACCESSORIES

FOOTNOTES

# LIGHT TRUCK

## MERCURY Mountaineer

1998-97 8 CYL. MOUNTAINEER w/5.0L ENG.  
(13508) (BEFORE 1-28-98)

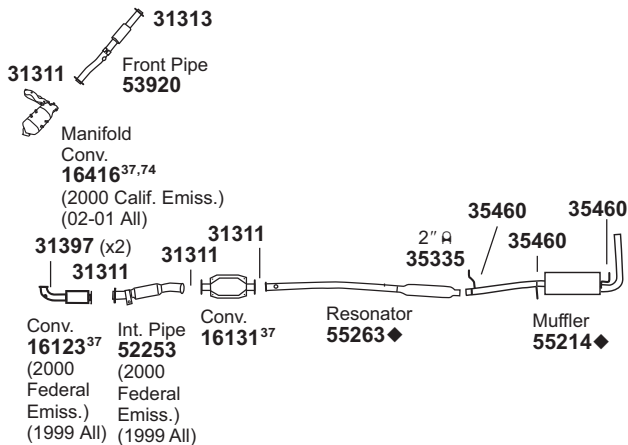


**DYNOMAX** SYSTEM AVAILABLE, See DynoMax Catalog

For 21301: SoundFX 18815  
 For 40234: Univ. Conv. 93237#  
 For 53275: Univ. Conv. 93237#  
 For 54268: Univ. Conv. 93237#

## MERCURY Villager Van

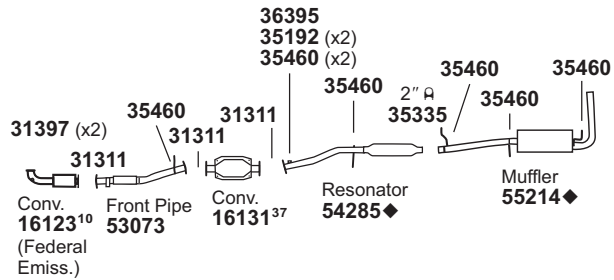
2002-99 6 CYL. VILLAGER w/3.3L ENG.  
(13509)



For 16123: Univ. Conv. 93271#  
 For 16131: Univ. Conv. 93237#

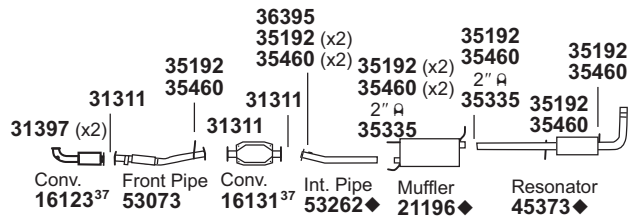
31311 Gskt.	31313 Gskt.	31397 Gskt.	31512 Gskt.	31573 Gskt.	35192 Bush.	35460 Insl.	36395 Brkt.						

1998 6 CYL. VILLAGER w/3.0L ENG.  
(13510)



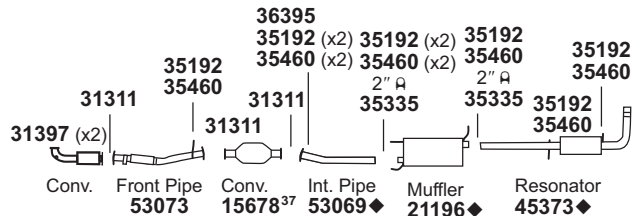
For 16123: Univ. Conv. 93271#  
 For 16131: Univ. Conv. 93237#

1997-96 6 CYL. VILLAGER w/3.0L ENG.  
(13511)



For 16123: Univ. Conv. 93271#  
 For 16131: Univ. Conv. 93237#  
 For 21196: SoundFX 18591

1995-94 6 CYL. VILLAGER w/3.0L ENG.  
(13512) (AFTER 11-93)



For 15678: Univ. Conv. 93237#  
 For 21196: SoundFX 18591

NOT LEGAL FOR SALE IN STATE OF CALIFORNIA

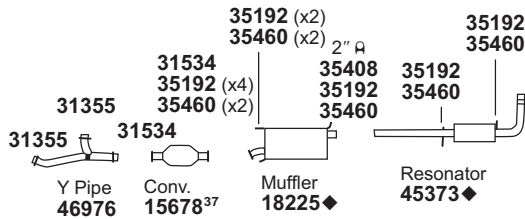
IN NEW YORK STATE, CONVERTERS LISTED ARE LEGAL FOR FEDERAL/EPA EMISSION VEHICLES ONLY

◆ If welded assembly, replace all required parts.  
 # Modifications and/or additional parts required.

37 Fits All Emissions Vehicles.  
 74 Fits California/50 State Emission Vehicles.

# LIGHT TRUCK

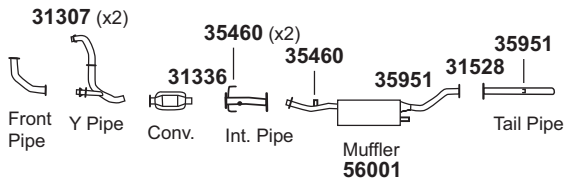
**1994-93 6 CYL. VILLAGER w/3.0L ENG. (13513)**  
**(BEFORE 11-93)**



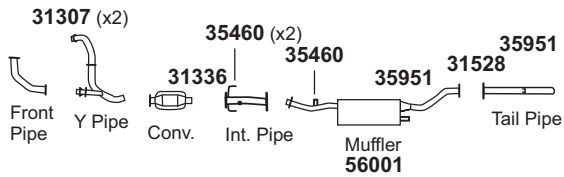
For 15678: Univ. Conv. 93237#

## MITSUBISHI Montero

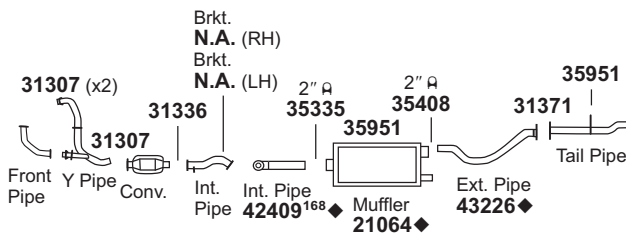
**2000-96 6 CYL. MONTERO w/3.5L ENG. (13514)**  
**1996 6 CYL. MONTERO w/3.0L ENG. (13514)**



**1995 6 CYL. MONTERO w/3.5L ENG. (13515)**  
**1995 6 CYL. MONTERO w/3.0L ENG. (13515)**



**1994-92 6 CYL. MONTERO w/3.0L ENG., 4 W.D., 4 DR. (13516)**

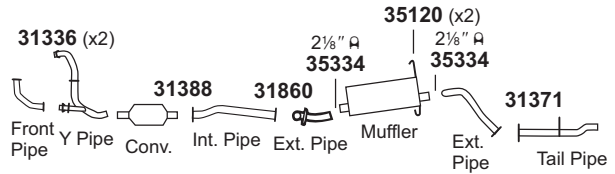


For 21064: Univ. SoundFX 17810#

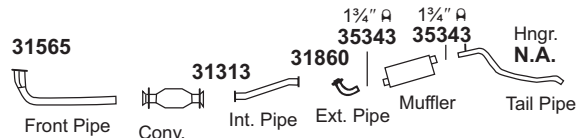
31307 Gskt.	31313 Gskt.	31336 Gskt.	31355 Gskt.	31371 Gskt.	31388 Gskt.	31528 Gskt.	31534 Gskt.	31565 Gskt.	31630 Gskt.	31860 Flng.	35120 Insl.	35192 Bush.	35460 Insl.

## MITSUBISHI Montero

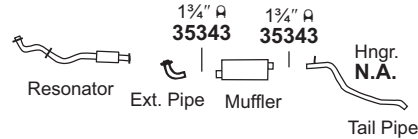
**1991-89 6 CYL. MONTERO w/3.0L ENG., 4 W.D., 4 DR. (13517)**



**1989-87 4 CYL. MONTERO w/2.6L ENG., 4 W.D. (13518)**

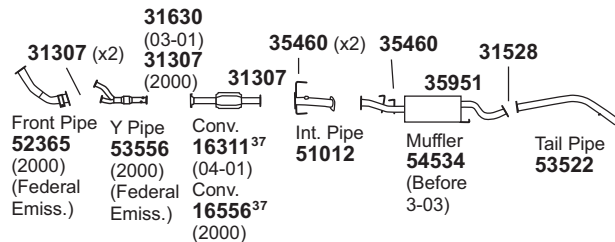


**1986-83 4 CYL. MONTERO w/2.6L ENG. (13519)**



## MITSUBISHI Montero Sport

**2004-00 6 CYL. MONTERO SPORT w/3.5L ENG. (13520)**



NOT LEGAL FOR SALE IN STATE OF CALIFORNIA  
 IN NEW YORK STATE, CONVERTERS LISTED ARE LEGAL FOR FEDERAL/EPA EMISSION VEHICLES ONLY

◆ If welded assembly, replace all required parts.  
 # Modifications and/or additional parts required.

37 Fits All Emissions Vehicles.  
 168 Reuse O.E. flange.

GENERAL INFORMATION

PASSENGER CAR

LIGHT TRUCK

MUFFLER SPECS.

OPTIONAL MUFFLERS

CONVERTER SPECS.

ACCESSORIES

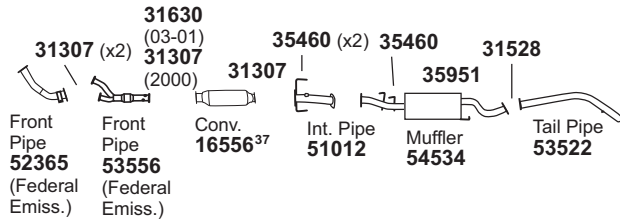
FOOTNOTES

# LIGHT TRUCK

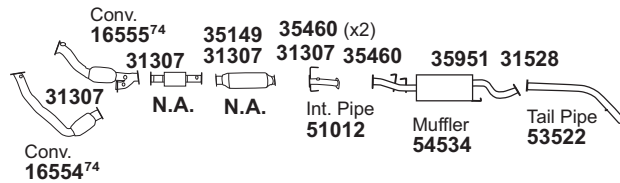
## MITSUBISHI

### Montero Sport

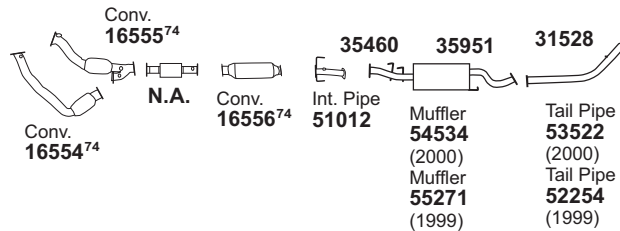
**2001-00 6 CYL. MONTERO SPORT w/3.0L ENG., FEDERAL EMISSIONS (13521)**



**2001-00 6 CYL. MONTERO SPORT w/3.0L ENG., CALIFORNIA EMISSIONS (13522)**

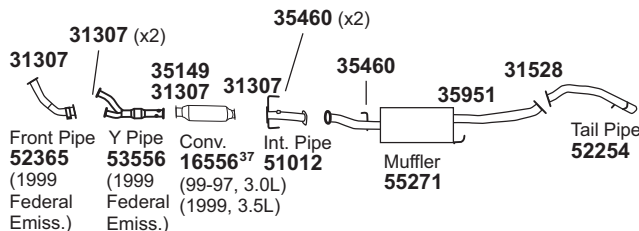


**2000-99 6 CYL. MONTERO SPORT w/3.5L ENG. CALIFORNIA EMISSIONS (13523)**



**1999-97 6 CYL. MONTERO SPORT w/3.0L ENG., FEDERAL EMISSIONS (13524)**

**1999 6 CYL. MONTERO SPORT w/3.5L ENG. FEDERAL EMISSIONS (13524)**

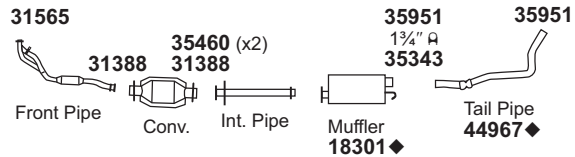


31307 Gskt.	31311 Gskt.	31313 Gskt.	31358 Gskt.	31388 Gskt.	31397 Gskt.	31528 Gskt.	31565 Gskt.	31630 Gskt.	35149 Insl.	35460 Insl.	35725 Insl.	35951 Insl.

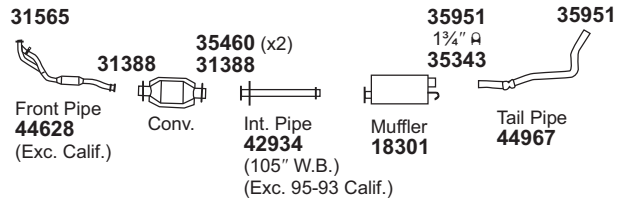
## MITSUBISHI

### Pickup

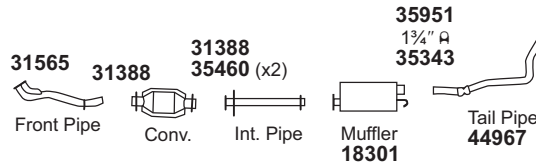
**1996 4 CYL. MIGHTY MAX w/2.4L ENG., 2 W.D. (13525)**



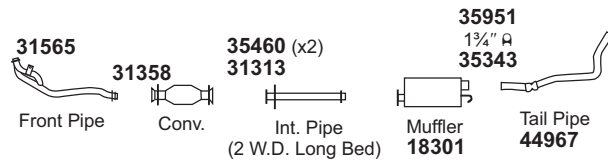
**1995-90 4 CYL. MIGHTY MAX w/2.4L ENG., 2 W.D. (13526)**



**1990 4 CYL. MIGHTY MAX w/2.4L ENG., 4 W.D. (13527)**



**1989-87 4 CYL. MIGHTY MAX w/2.0L, 2.6L ENG. (13528)**

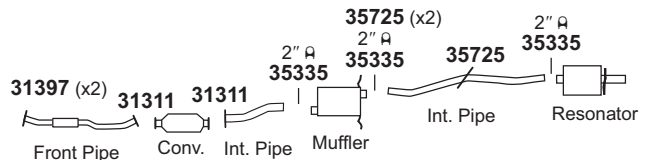


## NISSAN

### Axxess

**1990 4 CYL. AXCESS VAN w/2.4L ENG., F.W.D. (13529)**

**1992-91 4 CYL. CANADIAN MODELS AXCESS VAN w/2.4L ENG., F.W.D. (13529)**



NOT LEGAL FOR SALE IN STATE OF CALIFORNIA

IN NEW YORK STATE, CONVERTERS LISTED ARE LEGAL FOR FEDERAL/EPA EMISSION VEHICLES ONLY

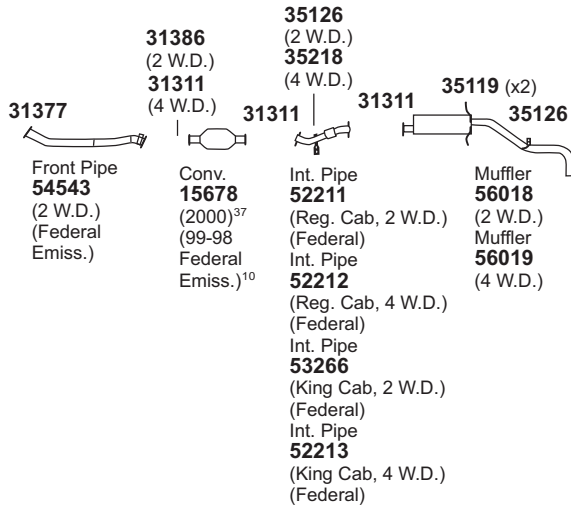
◆ If welded assembly, replace all required parts.

74 Fits California/50 State Emission Vehicles.

## NISSAN

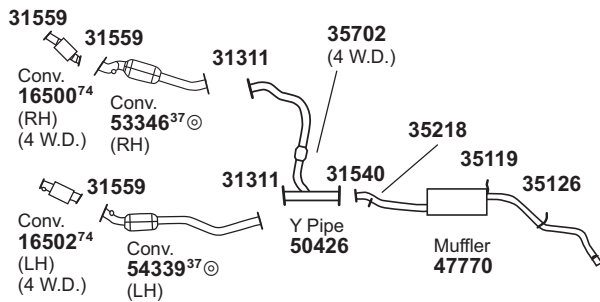
Frontier

2000-98 4 CYL. FRONTIER w/2.4L ENG. (13530)



For 15678: Univ. Conv. 93237#

2000-99 6 CYL. FRONTIER w/3.3L ENG., CALIF. EMISSIONS (AFTER 3-99) (13531)



For 47770: SoundFX 18924

For 53346: Univ. Conv. 93270#

For 54339: Univ. Conv. 93270#

31311 Gskt.	31354 Gskt.	31377 Gskt.	31386 Gskt.	31397 Gskt.	31534 Gskt.	31540 Gskt.	31559 Gskt.	35119 Insl.	35126 Hngr.	35218 Brkt.	35702 Hngr.	35725 Insl.	

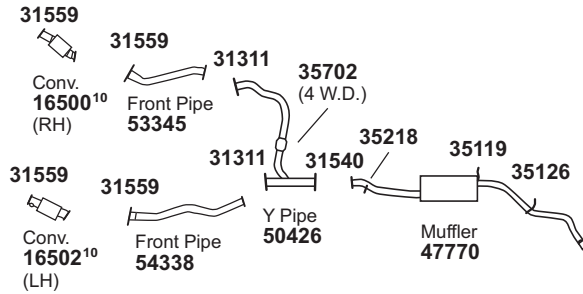
NOT LEGAL FOR SALE IN STATE OF CALIFORNIA  
IN NEW YORK STATE, CONVERTERS LISTED ARE LEGAL FOR FEDERAL/EPA EMISSION VEHICLES ONLY

- ◆ If welded assembly, replace all required parts.
- ⊙ Air Gap Pipe. Appearance may be different than O.E. Pipe. Air space between Pipes acts as a Heat Insulator.
- # Modifications and/or additional parts required.

## NISSAN

Frontier

2000-99 6 CYL. FRONTIER w/3.3L ENG., FEDERAL EMISSIONS (AFTER 3-99) (13532)

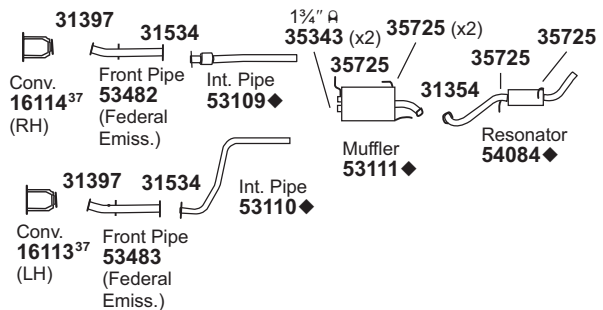


For 47770: SoundFX 18924

## NISSAN

Pathfinder

2000-96 6 CYL. PATHFINDER w/3.3L ENG. (13533)



For 53111: SoundFX 18964

GENERAL INFORMATION

PASSENGER CAR

LIGHT TRUCK

MUFFLER SPECS.

OPTIONAL MUFFLERS

CONVERTER SPECS.

ACCESSORIES

FOOTNOTES

- 10 Fits Federal/EPA Emission Vehicles.
- 37 Fits All Emissions Vehicles.
- 74 Fits California/50 State Emission Vehicles.

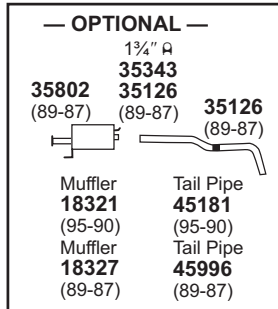
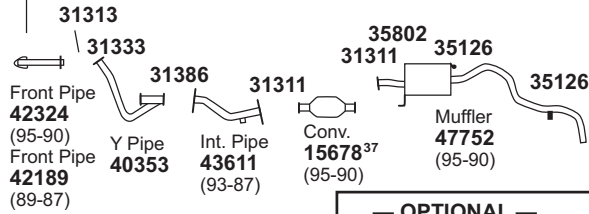
# LIGHT TRUCK

## NISSAN

### Pathfinder

**1995-87 6 CYL. PATHFINDER w/3.0L (VG30I, VG30E) ENG., 4 W.D.**  
(13534)

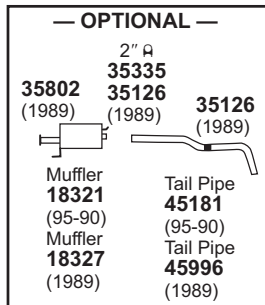
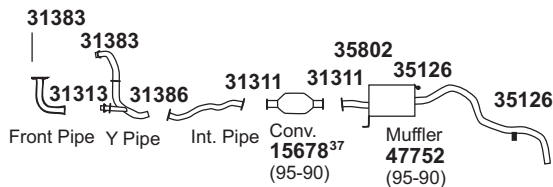
31333 (94-87)  
31576 (1995)



NOTE: Reuse existing shields. If not reuseable, O.E. parts are required.

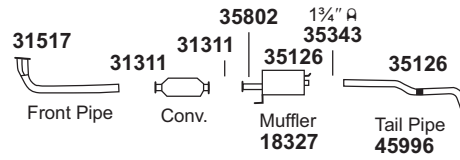
For 15678: Univ. Conv. 93237#

**1995-89 6 CYL. PATHFINDER w/3.0L (VG30E, VG30I) ENG., 2 W.D.**  
(13535)



For 15678: Univ. Conv. 93237#

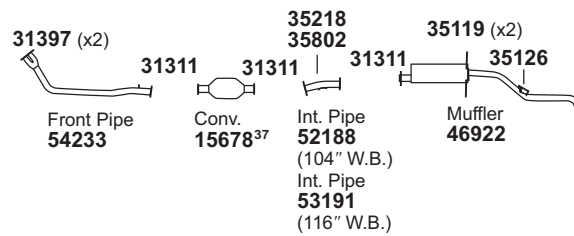
**1988-87 4 CYL. PATHFINDER w/2.4L ENG.**  
(13536)



NOTE: Reuse existing shields. If not reuseable, O.E. parts are required.

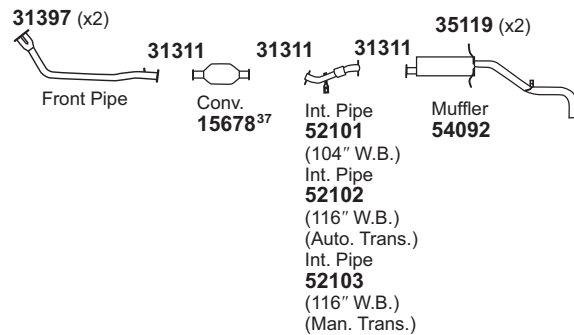
## NISSAN Pickup

**1997-96 4 CYL. PICKUP w/2.4L ENG., 4 W.D.**  
(13537)



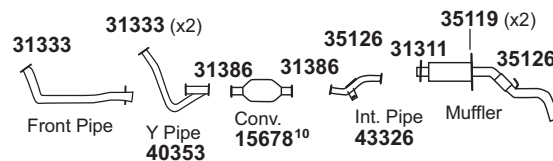
For 15678: Univ. Conv. 93237#

**1997-96 4 CYL. PICKUP w/2.4L ENG., 2 W.D.**  
(13538)



For 15678: Univ. Conv. 93237#

**1995 6 CYL. SE, XE PICKUP w/3.0L ENG., 4 W.D., FEDERAL EMISSIONS**  
(13539)



For 15678: Univ. Conv. 93237#

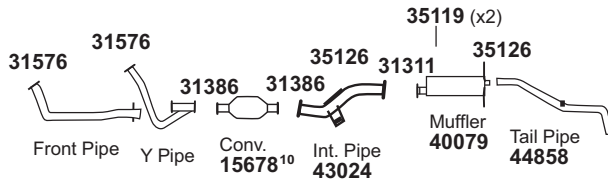
31311 Gskt.	31313 Gskt.	31333 Gskt.	31383 Gskt.	31386 Gskt.	31397 Gskt.	31517 Gskt.	31576 Gskt.	35119 Insl.	35126 Hngr.	35218 Brkt.	35802 Hngr.			

NOT LEGAL FOR SALE IN STATE OF CALIFORNIA  
IN NEW YORK STATE, CONVERTERS LISTED ARE LEGAL FOR FEDERAL/EPA EMISSION VEHICLES ONLY



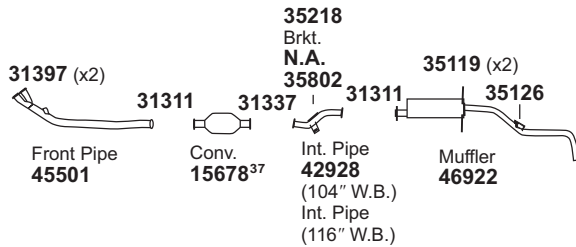
# LIGHT TRUCK

**1995 6 CYL. PICKUP KING CAB w/3.0L ENG., (13540) 2 W.D., FEDERAL EMISSIONS**



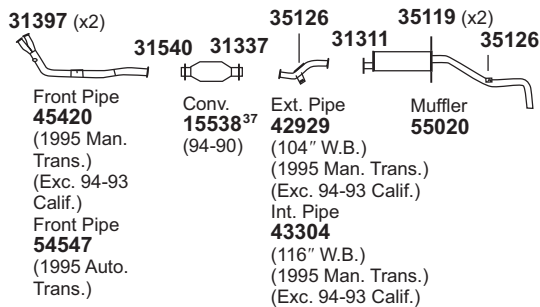
For 15678: Univ. Conv. 93237#  
For 40079: SoundFX 18211

**1995-90 4 CYL. NISSAN PICKUP w/2.4L ENG., (13541) 4 W.D. - 104", 116" W.B.**



For 15678: Univ. Conv. 93237#

**1995-90 4 CYL. NISSAN PICKUP w/2.4L ENG., (13542) 2 W.D.**



**DYNOMAX** SYSTEM AVAILABLE, See DynoMax Catalog

For 15538: Univ. Conv. 93236#

31311 Gskt.	31313 Gskt.	31333 Gskt.	31337 Gskt.	31386 Gskt.	31397 Gskt.	31517 Gskt.	31540 Gskt.	31576 Gskt.	35119 Insl.	35126 Hngr.	35218 Brkt.	35802 Hngr.

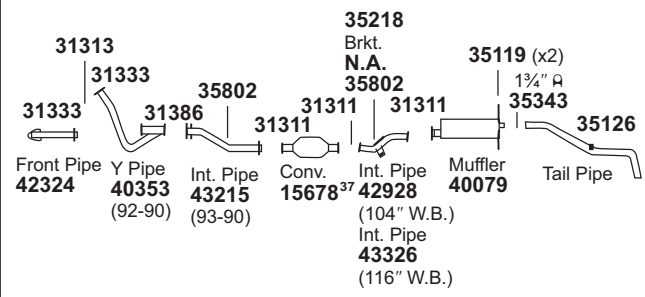
**NOT LEGAL FOR SALE IN STATE OF CALIFORNIA  
IN NEW YORK STATE, CONVERTERS LISTED ARE LEGAL FOR FEDERAL/EPA EMISSION VEHICLES ONLY**

◆ If welded assembly, replace all required parts.  
# Modifications and/or additional parts required.

10 Fits Federal/EPA Emission Vehicles.  
37 Fits All Emissions Vehicles.

## NISSAN Pickup

**1994-90 6 CYL. NISSAN PICKUP w/3.0L (VG30E) (13543) ENG., 4 W.D. - 104", 116" W.B. (1994 FEDERAL EMISSIONS)**

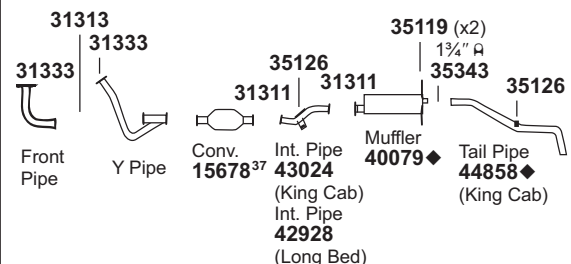


**NOTE: Reuse existing shields and clamps.**

**DYNOMAX** SYSTEM AVAILABLE, See DynoMax Catalog

For 15678: Univ. Conv. 93237#  
For 40079: SoundFX 18211

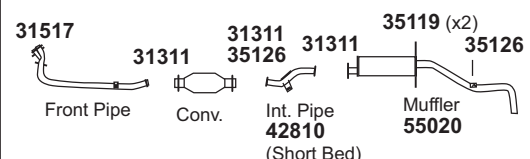
**1994-90 6 CYL. NISSAN PICKUP w/3.0L (VG30E) (13544) ENG., 2 W.D. - 116" W.B. (1994, EXC. CALIF.)**



**DYNOMAX** SYSTEM AVAILABLE, See DynoMax Catalog

For 15678: Univ. Conv. 93237#  
For 40079: SoundFX 18211

**1989-88 4 CYL. NISSAN PICKUP w/2.4L (Z24) EFI (13545) GAS ENG., HARDBODY MODELS, 2 W.D.**



**NOTE: Reuse existing shields. If not reuseable, O.E. parts are required.**

**DYNOMAX** SYSTEM AVAILABLE, See DynoMax Catalog

GENERAL INFORMATION

PASSENGER CAR

LIGHT TRUCK

MUFFLER SPECS.

OPTIONAL MUFFLERS

CONVERTER SPECS.

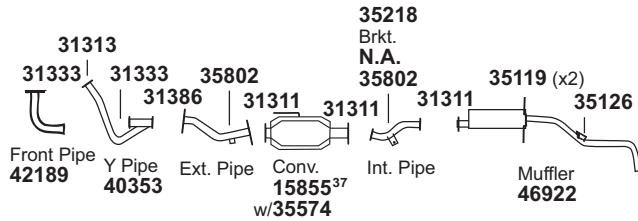
ACCESSORIES

FOOTNOTES

# LIGHT TRUCK

## NISSAN Pickup

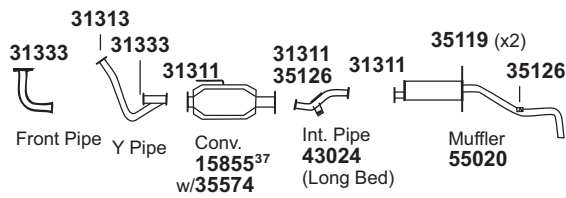
1989-86 6 CYL. NISSAN PICKUP w/3.0L (VG30)  
(13546) ENG., 4 W.D.



NOTE: Reuse existing shields. If not reuseable, O.E. parts are required.

For 15855: Univ. Conv. 15032#

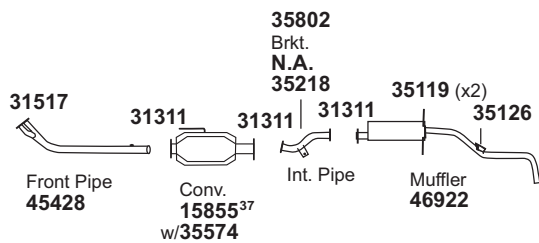
1989-86½ 6 CYL. NISSAN PICKUP w/3.0L EFI GAS  
(13547) ENG., HARDBODY MODELS,  
2 W.D.



NOTE: Reuse existing shields. If not reuseable, O.E. parts are required.

For 15855: Univ. Conv. 15032#

1989-86½ 4 CYL. NISSAN PICKUP w/2.4L (Z24) EFI  
(13548) GAS ENG. HARDBODY MODELS,  
4 W.D.



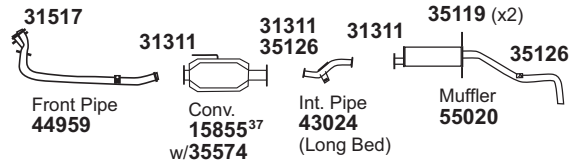
NOTE: Reuse existing shields. If not reuseable, O.E. parts are required.

DYNOMAX SYSTEM AVAILABLE, See DynoMax Catalog

For 15855: Univ. Conv. 15032#

31307 Gskt.	31311 Gskt.	31313 Gskt.	31333 Gskt.	31386 Gskt.	31517 Gskt.	35119 Insl.	35126 Hngr.	35218 Brkt.	35802 Hngr.				

1987-86½ 4 CYL. NISSAN PICKUP w/2.4L Z24 EFI  
(13549) GAS ENG., HARDBODY  
MODELS, 2 W.D.

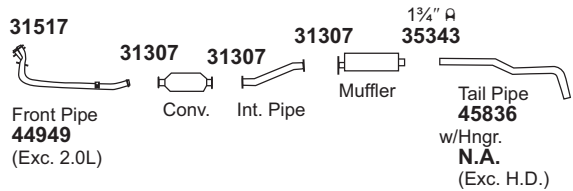


NOTE: Reuse existing shields. If not reuseable, O.E. parts are required.

DYNOMAX SYSTEM AVAILABLE, See DynoMax Catalog

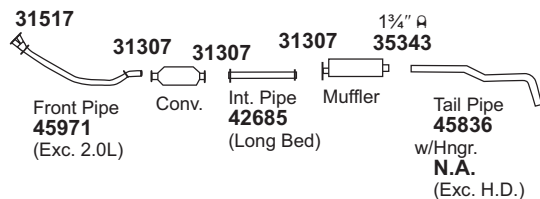
For 15855: Univ. Conv. 15032#

1986½-83 4 CYL. NISSAN PICKUP w/2.0L, Z20  
(13550) ENG., w/2.4L, Z24 GAS ENG.  
(EXC. 1986½ HARDBODY  
MODELS), 2 W.D.



NOTE: Reuse existing shields. If not reuseable, O.E. parts are required.

1986½-83 4 CYL. NISSAN PICKUP w/2.0L Z20  
(13551) ENG., w/2.4L Z24 GAS ENG.  
(EXC. 1986½ HARDBODY  
MODELS), 4 W.D.



NOTE: Reuse existing shields. If not reuseable, O.E. parts are required.

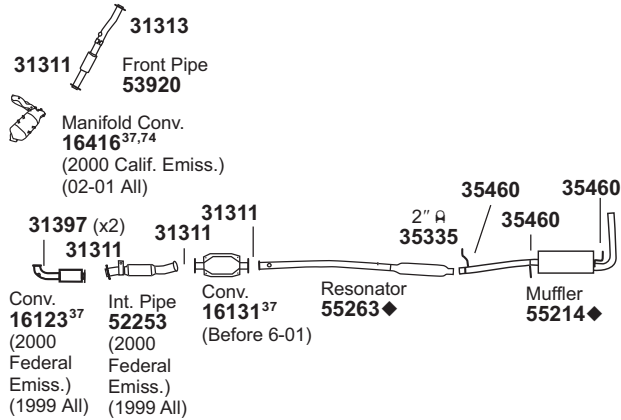
NOT LEGAL FOR SALE IN STATE OF CALIFORNIA

IN NEW YORK STATE, CONVERTERS LISTED ARE LEGAL FOR FEDERAL/EPA EMISSION VEHICLES ONLY

# LIGHT TRUCK


## NISSAN Quest

**2002-99 6 CYL. QUEST w/3.3L ENG. (13552)**



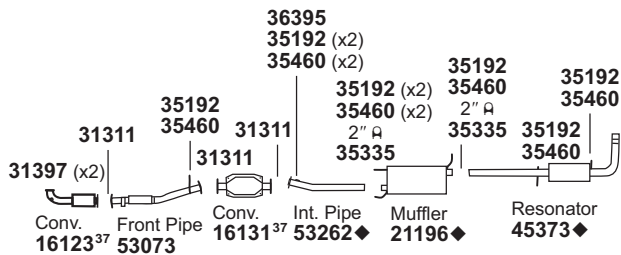
For 16123: Univ. Conv. 93271#  
For 16131: Univ. Conv. 93237#

**1998 6 CYL. QUEST w/3.0L ENG. (13553)**



For 16123: Univ. Conv. 93271#  
For 16131: Univ. Conv. 93237#

**1997-96 6 CYL. QUEST w/3.0L ENG. (13554)**

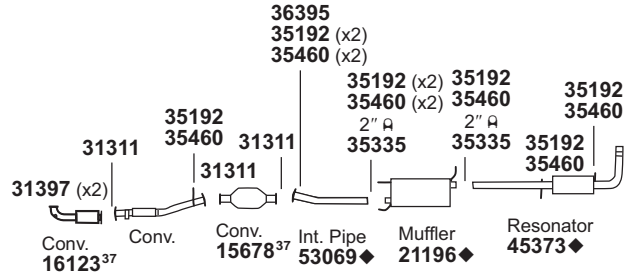


For 16123: Univ. Conv. 93271#  
For 16131: Univ. Conv. 93237#  
For 21196: SoundFX 18591

31311 Gskt.	31313 Gskt.	31355 Gskt.	31397 Gskt.	31534 Gskt.	35119 Insl.	35126 Hngr.	35192 Bush.	35218 Brkt.	35460 Insl.	36395 Brkt.				

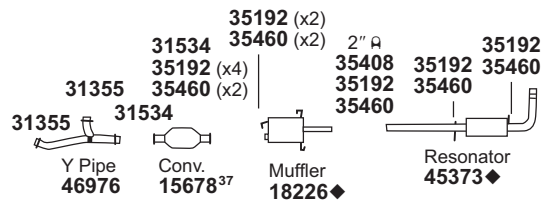
## NISSAN Quest

**1995-94 6 CYL. QUEST w/3.0L ENG. (13555) (AFTER 11-93)**



For 15678: Univ. Conv. 93237#  
For 16123: Univ. Conv. 93271#  
For 21196: SoundFX 18591

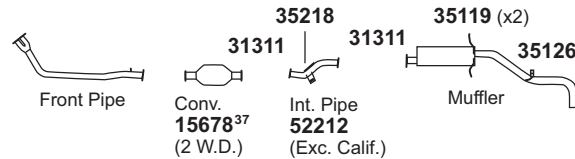
**1994-93 6 CYL. QUEST w/3.0L ENG. (13556) (BEFORE 11-93)**



For 15678: Univ. Conv. 93237#

## NISSAN Xterra

**2000 4 CYL. XTERRA w/2.4L ENG. (13557)**



For 15678: Univ. Conv. 93237#

NOT LEGAL FOR SALE IN STATE OF CALIFORNIA

IN NEW YORK STATE, CONVERTERS LISTED ARE LEGAL FOR FEDERAL/EPA EMISSION VEHICLES ONLY

- ◆ If welded assembly, replace all required parts.
- # Modifications and/or additional parts required.
- 10 Fits Federal/EPA Emission Vehicles.

- 37 Fits All Emissions Vehicles.
- 74 Fits California/50 State Emission Vehicles.

GENERAL INFORMATION

PASSENGER CAR

LIGHT TRUCK

MUFFLER SPECS.

OPTIONAL MUFFLERS

CONVERTER SPECS.

ACCESSORIES

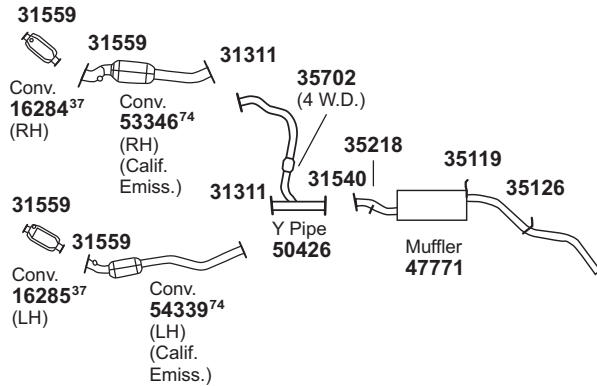
FOOTNOTES

# LIGHT TRUCK

## NISSAN

Xterra

2000 6 CYL. XTERRA w/3.3L ENG., CALIF. EMISSIONS (13558)

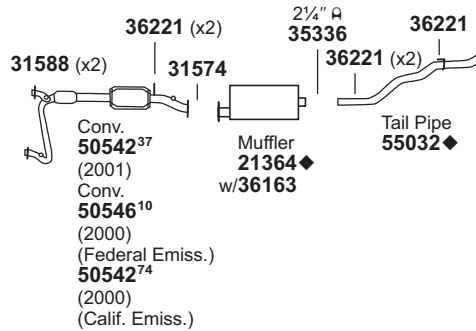


For 47771: SoundFX 18946  
 For 53346: Univ. Conv. 93270#  
 For 54339: Univ. Conv. 93270#

## OLDSMOBILE

Bravada

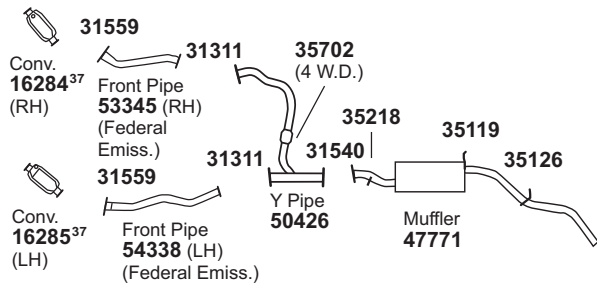
2001-00 6 CYL. BRAVADA w/4.3L ENG. (13560)



**DYNOMAX** SYSTEM AVAILABLE, See DynoMax Catalog

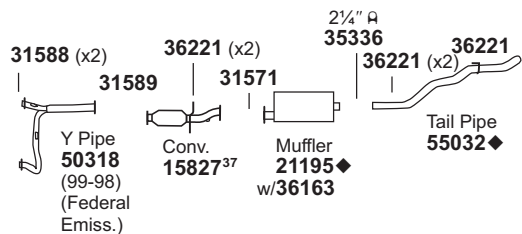
For 21364: SoundFX 18813  
 For 50542: Univ. Conv. 93239#

2000 6 CYL. XTERRA w/3.3L ENG., FEDERAL EMISSIONS (13559)



For 47771: SoundFX 18946

1999-96 6 CYL. BRAVADA w/4.3L ENG. (13561)



For 15827: Univ. Conv. 93239#  
 For 21195: SoundFX 18451<sup>512</sup>  
 Pipe Kit 19054<sup>592</sup>

Tru-Fit 18107#<sup>604</sup>

31311 Gskt.	31540 Gskt.	31559 Gskt.	31571 Gskt.	31574 Gskt.	31588 Gskt.	31589 Gskt.	35119 Insl.	35126 Hngr.	35218 Brkt.	35702 Hngr.	36163 Strap	36221 Insl.

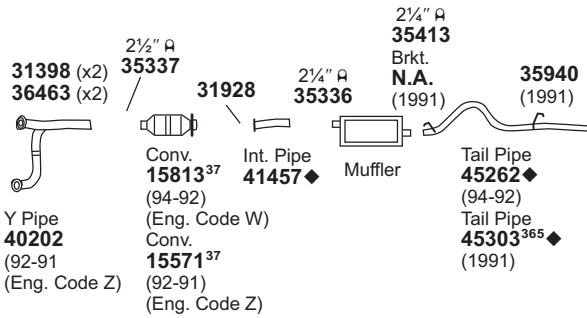
NOT LEGAL FOR SALE IN STATE OF CALIFORNIA  
 IN NEW YORK STATE, CONVERTERS LISTED ARE LEGAL FOR FEDERAL/EPA EMISSION VEHICLES ONLY

- ◆ If welded assembly, replace all required parts.
- # Modifications and/or additional parts required.
- 10 Fits Federal/EPA Emission Vehicles.
- 37 Fits All Emissions Vehicles.

- 74 Fits California/50 State Emission Vehicles.
- 512 Requires 36163 Bracket.
- 592 Parts to Complete Installation of Universal Muffler.
- 604 Requires 19054 Kit

# LIGHT TRUCK

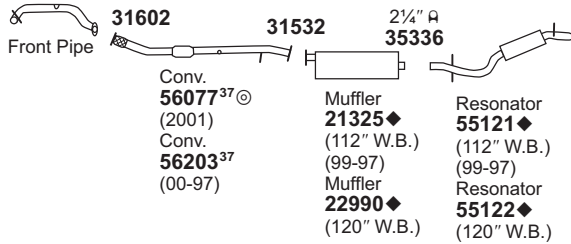
**1994-91 6 CYL. BRAVADA w/4.3L ENG. (13562)**



For 15571: Univ. Conv. 15042#  
For 15813: Univ. Conv. 15042#

## OLDSMOBILE Silhouette

**2001-97 6 CYL. SILHOUETTE w/3.4L ENG. (13563)**

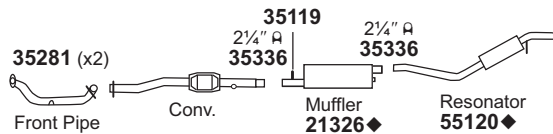


For 21325: SoundFX 18900 Super Turbo 17731#  
Ultra Flo SS 17282#

For 22990: SoundFX 18892 Super Turbo 17731#  
Ultra Flo SS 17282#

For 56077: Univ. Conv. 93253#

**1996 6 CYL. SILHOUETTE w/3.4L ENG. (13564)**



For 21326: SoundFX 18928 Super Turbo 17732#

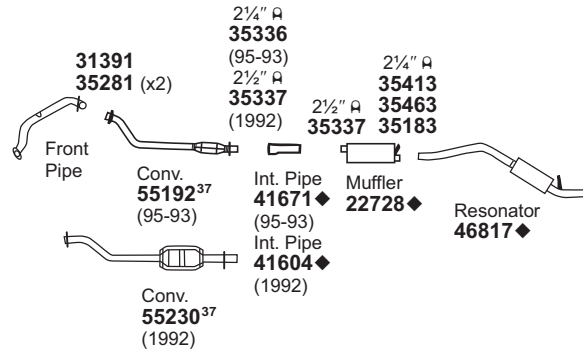
31391 Gskt.	31398 Gskt.	31523 Gskt.	31532 Gskt.	31602 Gskt.	31928 Flng.	35119 Insl.	35183 Insl.	35281 Spring	35463 Brkt.	35719 Insl.	35940 Brkt.	36463 Sprgs.	

**NOT LEGAL FOR SALE IN STATE OF CALIFORNIA  
IN NEW YORK STATE, CONVERTERS LISTED ARE LEGAL FOR FEDERAL/EPA EMISSION VEHICLES ONLY**

- ◆ If welded assembly, replace all required parts.
- ⊙ Air Gap Pipe. Appearance may be different than O.E. Pipe. Air space between Pipes acts as a Heat Insulator.
- # Modifications and/or additional parts required.

## OLDSMOBILE Silhouette

**1995-92 6 CYL. SILHOUETTE w/3.8L ENG. (13565)**

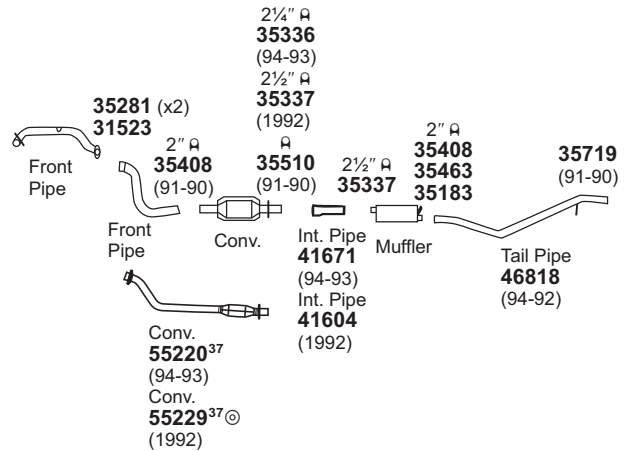


For 22728: SoundFX 18596 Univ. SoundFX 17193#  
Super Turbo 17734# Ultra Flo SS 17258<sup>576</sup>

For 55192: Univ. Conv. 15041#

For 55230: Univ. Conv. 15042#

**1994-90 6 CYL. SILHOUETTE w/3.1L ENG. (13566)**



For 55220: Univ. Conv. 15041#  
For 55229: Univ. Conv. 15042#

- 37 Fits All Emissions Vehicles.
- 365 Replacement requires Muffler.
- 576 For installation instructions and additional parts required, see the Cross Reference Chart in the Master Catalog.

GENERAL INFORMATION

PASSENGER CAR

LIGHT TRUCK

MUFFLER SPECS.

OPTIONAL MUFFLERS

CONVERTER SPECS.

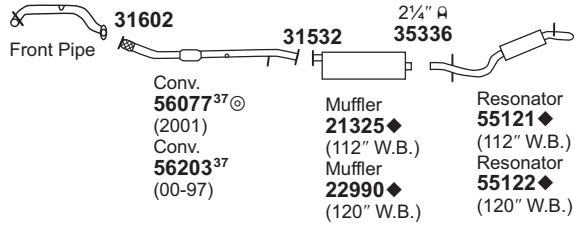
ACCESSORIES

FOOTNOTES

# LIGHT TRUCK

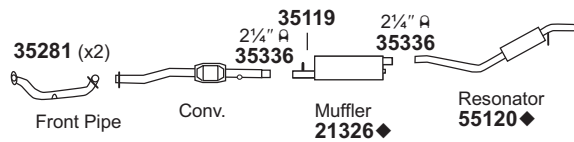
## PONTIAC Montana/Trans Sport

2001-99 6 CYL. MONTANA w/3.4L ENG.  
1998-97 6 CYL. TRANS SPORT, TRANSPORT  
(13567) MONTANA w/3.4L ENG.



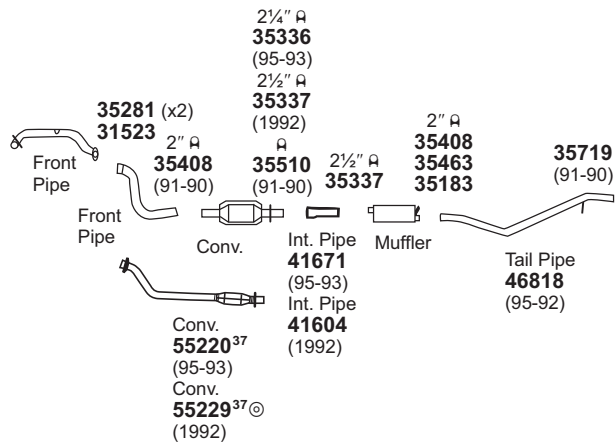
For 21325: SoundFX 18900 Super Turbo 17731#  
Ultra Flo SS 17282#  
For 22990: SoundFX 18892 Super Turbo 17731#  
Ultra Flo SS 17282#  
For 56077: Univ. Conv. 93253#

1996 6 CYL. TRANS SPORT w/3.4L ENG.  
(13568)



For 21326: SoundFX 18928 Super Turbo 17732#

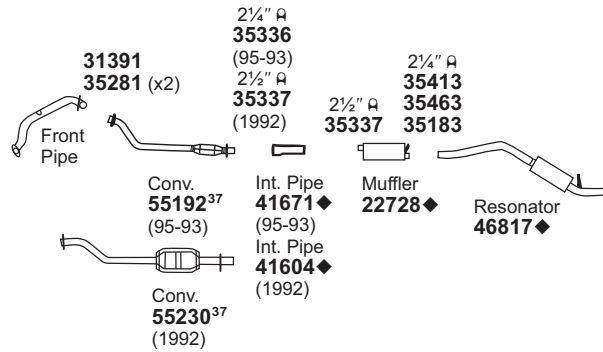
1995-90 6 CYL. TRANS SPORT w/3.1L ENG.  
(13569)



For 55220: Univ. Conv. 15041#  
For 55229: Univ. Conv. 15042#

31332 Gskt.	31391 Gskt.	31523 Gskt.	31532 Gskt.	31589 Gskt.	31596 Gskt.	31602 Gskt.	35119 Insl.	35129 Bolt Kit	35183 Insl.	35281 Spring	35463 Brkt.	35719 Insl.

1995-92 6 CYL. TRANS SPORT w/3.8L ENG.  
(13570)

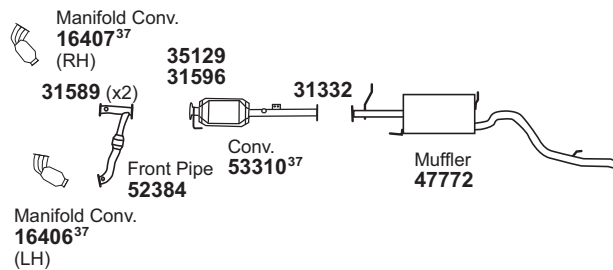


For 22728: SoundFX 18596 Super Turbo 17734#  
Univ. SoundFX 17193#  
Ultra Flo SS 17258<sup>576</sup>  
For 55192: Univ. Conv. 15041#  
For 55230: Univ. Conv. 15042#

## SUZUKI Grand Vitara

2002 6 CYL. GRAND VITARA w/2.5L ENG.  
2 W. D. TO CHASSIS No. 24151391, 4 W. D. TO CHASSIS  
No. 24153266

2001-99 6 CYL. GRAND VITARA w/2.5L ENG.  
(13571)



For 47772: SoundFX 18888  
For 53310: Univ. Conv. 93302#

NOT LEGAL FOR SALE IN STATE OF CALIFORNIA

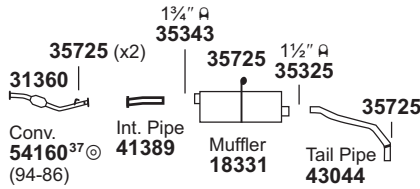
IN NEW YORK STATE, CONVERTERS LISTED ARE LEGAL FOR FEDERAL/EPA EMISSION VEHICLES ONLY

- ◆ If welded assembly, replace all required parts.
- ⊙ Air Gap Pipe. Appearance may be different than O.E. Pipe. Air space between Pipes acts as a Heat Insulator.

- 37 Fits All Emissions Vehicles.
- 576 For installation instructions and additional parts required, see the Cross Reference Chart in the Master Catalog.

## SUZUKI Samurai

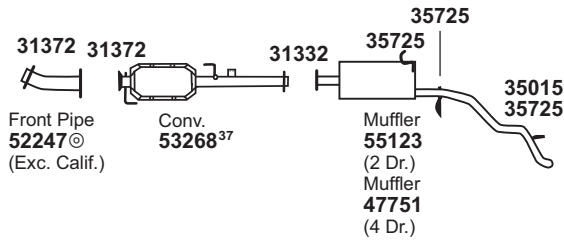
1995-85 4 CYL. SAMURAI w/1.3L ENG. w/SHORT BODY (13572)



For 54160: Univ. Conv. 15036#

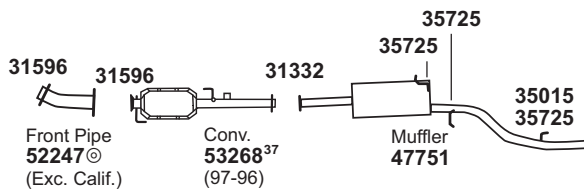
## SUZUKI Sidekick

1998-96 4 CYL. SIDEKICK w/1.6L SOHC 16-VALVE ENG. (13573)



For 47751: SoundFX 18586  
For 53268: Univ. Conv. 93236#  
For 55123: SoundFX 18830

1998-96 4 CYL. SIDEKICK SPORT w/1.8L DOHC 16-VALVE ENG. (13574)

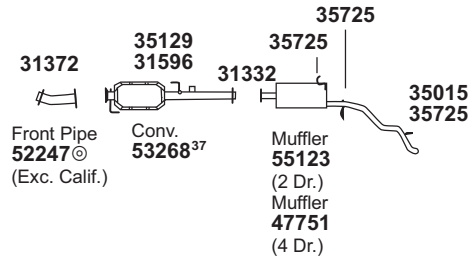


For 47751: SoundFX 18586  
For 53268: Univ. Conv. 93236#

31332 Gskt.	31360 Gskt.	31372 Gskt.	31542 Gskt.	31596 Gskt.	35015 Insl.	35129 Bolt Kit

## SUZUKI Sidekick

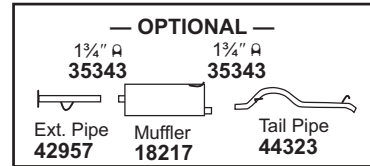
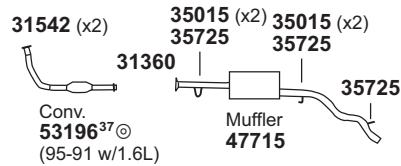
1995-94 4 CYL. SIDEKICK w/1.6L SOHC 16-VALVE ENG. (13575)



For 47751: SoundFX 18586  
For 53268: Univ. Conv. 93236#  
For 55123: SoundFX 18830

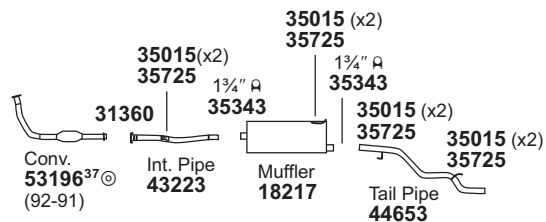
1995-89 4 CYL. SIDEKICK w/1.6L SOHC 8-VALVE ENG., 2 DR. (13576)

1989 4 CYL. SIDEKICK w/1.3L ENG. (13576)



For 53196: Univ. Conv. 15036#

1993-91 4 CYL. SIDEKICK w/1.6L ENG., 4 DR. (1993 FEDERAL EMISSIONS) (13577)



For 53196: Univ. Conv. 15036#

NOT LEGAL FOR SALE IN STATE OF CALIFORNIA  
IN NEW YORK STATE, CONVERTERS LISTED ARE LEGAL FOR FEDERAL/EPA EMISSION VEHICLES ONLY

© Air Gap Pipe. Appearance may be different than O.E. Pipe. Air space between Pipes acts as a Heat Insulator.

# Modifications and/or additional parts required.  
37 Fits All Emissions Vehicles.

GENERAL INFORMATION

PASSENGER CAR

LIGHT TRUCK

MUFFLER SPECS.

OPTIONAL MUFFLERS

CONVERTER SPECS.

ACCESSORIES

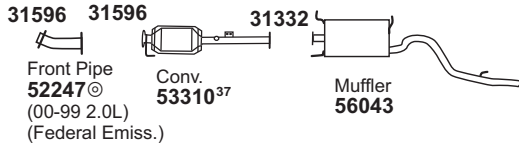
FOOTNOTES

# LIGHT TRUCK

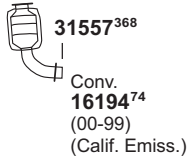
## SUZUKI

Vitara

2003-99 4 CYL. VITARA w/2.0L ENG., 2 DR.  
 2001-99 4 CYL. VITARA w/1.6L ENG.  
 (13578)

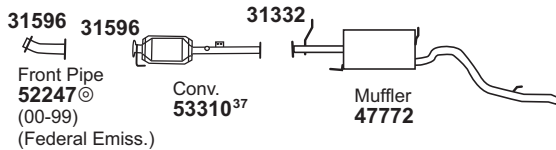


31599

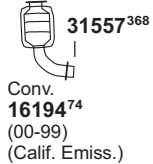


For 16194: Univ. Conv. 93236#  
 For 53310: Univ. Conv. 93302#  
 For 56043: SoundFX 18931

2003-99 4 CYL. VITARA w/2.0L ENG., 4 DR.  
 (13579)



31599



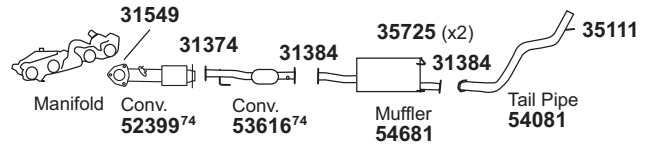
For 16194: Univ. Conv. 93236#  
 For 47772: SoundFX 18888  
 For 53310: Univ. Conv. 93302#

31332 Gskt.	31374 Gskt.	31384 Gskt.	31549 Gskt.	31557 Gskt.	31596 Gskt.	31599 Gskt.	35111 Insl.	35725 Insl.					

## TOYOTA

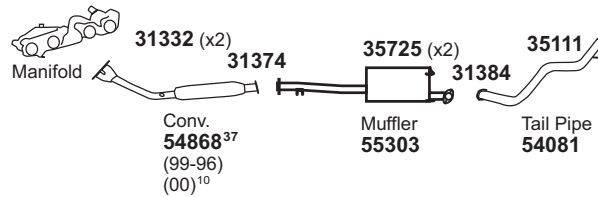
4Runner

2000-99 4 CYL. 4RUNNER w/2.7L ENG.,  
 (13580) CALIFORNIA EMISSIONS



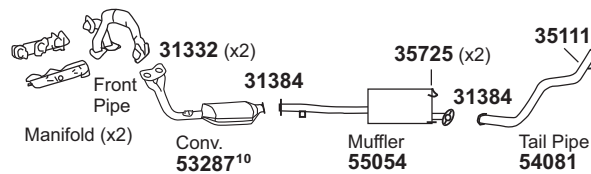
For 52399: Univ. Conv. 93271#  
 For 53616: Univ. Conv. 93252#

2000-96 4 CYL. 4RUNNER w/2.7L ENG.,  
 (13581) FEDERAL EMISSIONS



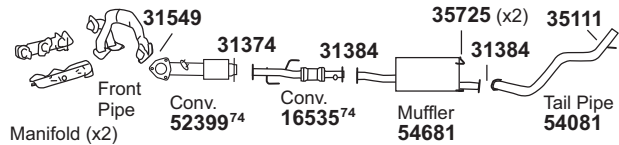
For 54868: Univ. Conv. 93302#

2000-99 V6 CYL. 4RUNNER w/3.4L ENG.,  
 (13582) FEDERAL EMISSIONS



For 53287: Univ. Conv. 93303#  
 For 55054: SoundFX 18901

2000-99 V6 CYL. 4RUNNER w/3.4L ENG.,  
 (13583) CALIFORNIA EMISSIONS



For 52399: Univ. Conv. 93271#

NOT LEGAL FOR SALE IN STATE OF CALIFORNIA

IN NEW YORK STATE, CONVERTERS LISTED ARE LEGAL FOR FEDERAL/EPA EMISSION VEHICLES ONLY

Ⓞ Air Gap Pipe. Appearance may be different than O.E. Pipe. Air space between Pipes acts as a Heat Insulator.

# Modifications and/or additional parts required.

10 Fits Federal/EPA Emission Vehicles.

37 Fits All Emissions Vehicles.

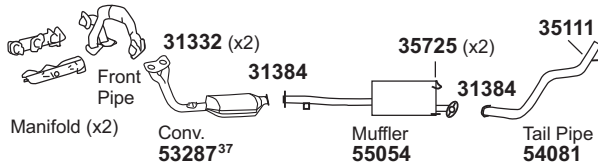
74 Fits California/50 State Emission Vehicles.

368 O.E. Bracket not required.



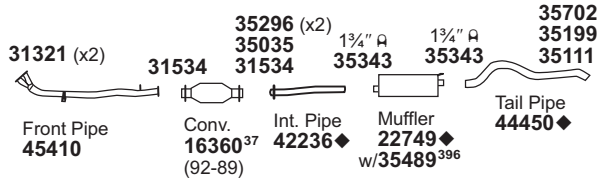
# LIGHT TRUCK

**1998-96 V6 CYL. 4RUNNER w/3.4L ENG. (13584)**



For 53287: Univ. Conv. 93303#  
For 55054: SoundFX 18901

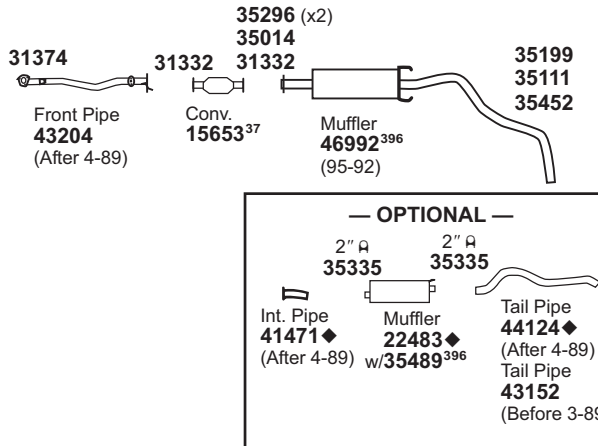
**1995-93 4 CYL. 4RUNNER w/2.4L EFI ENG. (EXC. CALIF.)**  
**1994-89 4 CYL. 4RUNNER w/2.4L EFI ENG., AFTER 4-89 (13585)**



**DYNOMAX** SYSTEM AVAILABLE, See DynoMax Catalog

For 16360: Univ. Conv. 15036#  
For 22749: Super Turbo 17768<sup>576</sup>

**1995-94 6 CYL. 4RUNNER w/3.0L ENG. (EXC. CALIF.)**  
**1993-88 6 CYL. 4RUNNER w/3.0L ENG. (13586)**



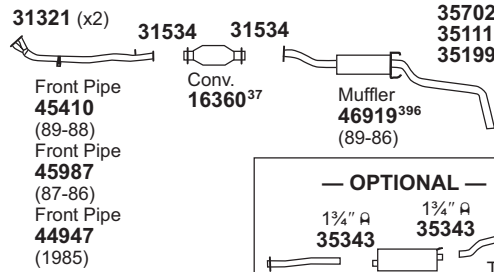
**DYNOMAX** SYSTEM AVAILABLE, See DynoMax Catalog

For 15653: Univ. Conv. 15036#  
For 22483: SoundFX 18251 Super Turbo 17768<sup>576</sup>  
H.D. Muffler 21169△

31321 Gskt.	31332 Gskt.	31374 Gskt.	31384 Gskt.	31534 Gskt.	35014 Brkt.	35035 Brkt.	35111 Insl.	35199 Hngr.	35296 Insl.	35452 Brkt.	35489 Brkt.	35702 Hngr.	35725 Insl.
----------------	----------------	----------------	----------------	----------------	----------------	----------------	----------------	----------------	----------------	----------------	----------------	----------------	----------------

## TOYOTA 4Runner

**1989-85 4 CYL. 4RUNNER w/2.4L EFI ENG., 4 W.D. (BEFORE 4-89) (13587)**

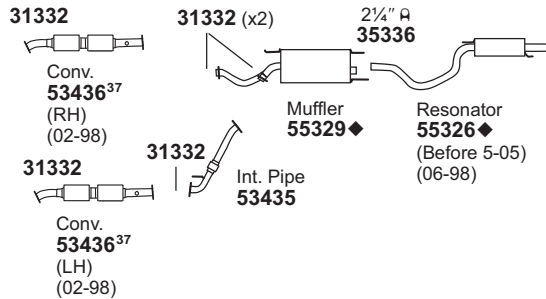


For 16360: Univ. Conv. 15036#  
For 18204: Tru-Fit 18135<sup>566</sup>

Univ. SoundFX 17864#

## TOYOTA Land Cruiser

**2007-98 8 CYL. LAND CRUISER w/4.7L ENG. (13588)**



**1997-96 6 CYL. LAND CRUISER w/4.5L ENG. (13589)**



For 16347: Univ. Conv. 93237#  
For 54567: Univ. Conv. 93238#

GENERAL  
INFORMATION

PASSENGER  
CAR

LIGHT  
TRUCK

MUFFLER  
SPECS.

OPTIONAL  
MUFFLERS

CONVERTER  
SPECS.

ACCESSORIES

FOOTNOTES

NOT LEGAL FOR SALE IN STATE OF CALIFORNIA  
IN NEW YORK STATE, CONVERTERS LISTED ARE LEGAL FOR FEDERAL/EPA EMISSION VEHICLES ONLY

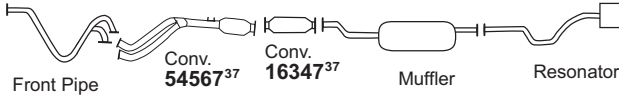
- ◆ If welded assembly, replace all required parts.
- △ H.D. Arc-welded construction, recommended for commercial use.
- # Modifications and/or additional parts required.
- 37 Fits All Emissions Vehicles.

- 396 Requires 35296 (2) insulators, do not reuse O.E. insulators.
- 566 Requires 35209 Hanger.
- 576 For installation instructions and additional parts required, see the Cross Reference Chart in the Master Catalog.

# LIGHT TRUCK

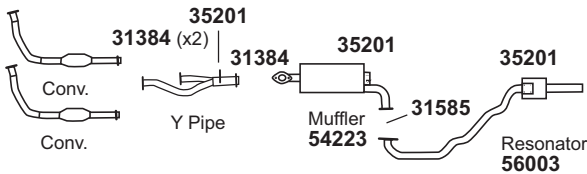
## TOYOTA Land Cruiser

**1995 6 CYL. LAND CRUISER w/4.5L ENG. (13590)**  
**(FROM 1-95)**

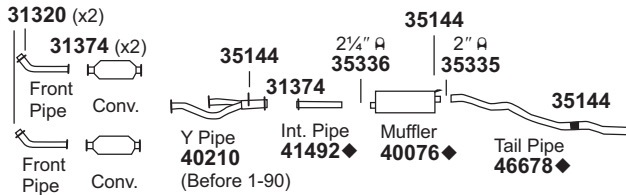


For 16347: Univ. Conv. 93237#  
For 54567: Univ. Conv. 93238#

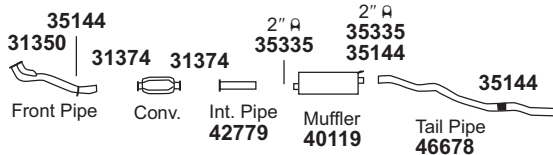
**1995-93 6 CYL. LAND CRUISER w/4.5L ENG. (13591)**  
**(TO 12-94)**



**1990-88 6 CYL. LAND CRUISER w/4.0L ENG., 4 W.D. (13592)**



**1987-81 6 CYL. LAND CRUISER FJ60 w/4.2L ENG., 4 W.D., w/CONVERTER (13593)**



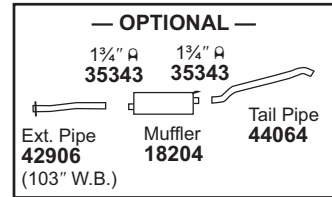
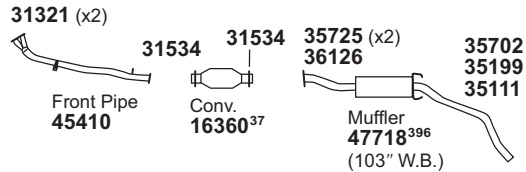
31320 Gskt.	31321 Gskt.	31350 Gskt.	31374 Gskt.	31384 Gskt.	31534 Gskt.	31564 Gskt.	31585 Gskt.	35111 Insl.	35144 Insl.	35199 Hngr.	35201 Insl.	35489 Brkt.	35702 Hngr.

**NOT LEGAL FOR SALE IN STATE OF CALIFORNIA  
IN NEW YORK STATE, CONVERTERS LISTED ARE LEGAL FOR FEDERAL/EPA EMISSION VEHICLES ONLY**

- ◆ If welded assembly, replace all required parts.
- # Modifications and/or additional parts required.
- 37 Fits All Emissions Vehicles.
- 176 O2 Sensor Gasket
- 194 On Calif. applications a .62 dia. hole must be drilled into the Pipe through the E.G.R. Flange hole.

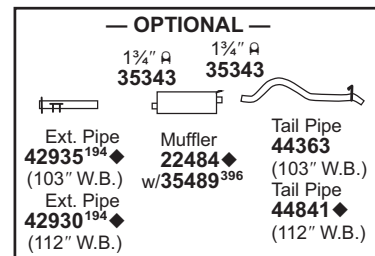
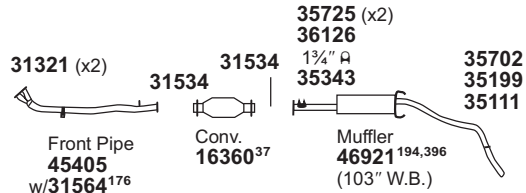
## TOYOTA Pickup - 4 Cyl.

**1995-93 4 CYL. PICKUP w/2.4L ENG., 4 W.D. w/STD. BED - 103" W.B. FEDERAL EMISSIONS (13594)**  
**1992-89 4 CYL. PICKUP w/2.4L ENG., 4 W.D. w/STD. BED - 103" W.B., LONG BED - 112" W.B., FEDERAL EMISSIONS (13594)**



For 16360: Univ. Conv. 15036#  
For 18204: Tru-Fit 18135<sup>566</sup> Univ. SoundFX 17864#

**1995-90 4 CYL. PICKUP w/2.4L EFI ENG., 2 W.D. w/STD. BED - 103" W.B., LONG BED - 112" W.B. (95-93 FEDERAL EMISSIONS) (13595)**

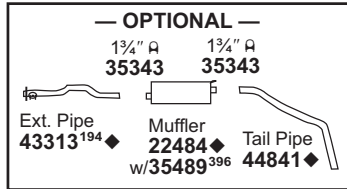
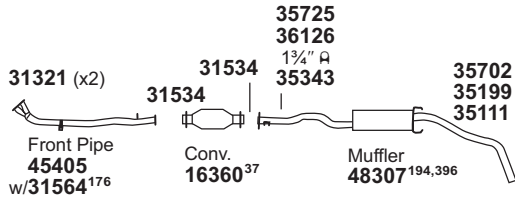


For 16360: Univ. Conv. 15036#  
For 22484: SoundFX 18283 Tru-Fit 18135  
Super Turbo 17768<sup>576</sup>

- 396 Requires 35296 (2) insulators, do not reuse O.E. insulators.
- 566 Requires 35209 Hanger.
- 576 For installation instructions and additional parts required, see the Cross Reference Chart in the Master Catalog.

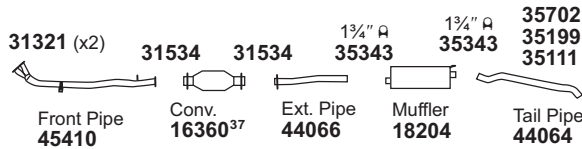
# LIGHT TRUCK

**1995-90 4 CYL. PICKUP w/2.4L ENG., 2 W.D., w/XTRA CAB - 121" W.B. (13596) (95-93 FEDERAL EMISSIONS)**



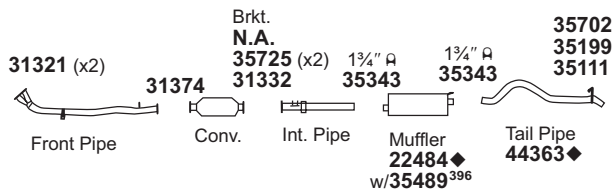
For 16360: Univ. Conv. 15036#  
 For 22484: SoundFX 18283 Super Turbo 17768<sup>576</sup> Tru-Fit 18135

**1995-89 4 CYL. PICKUP w/2.4L ENG., 4 W.D. w/XTRA CAB - 121" W.B. (13597) FEDERAL EMISSIONS**



For 16360: Univ. Conv. 15036#  
 For 18204: Tru-Fit 18135<sup>566</sup> Univ. SoundFX 17864#

**1994-93 4 CYL. PICKUP w/2.4L ENG., 2 W.D. w/STD. BED - 103" W.B. (13598) (CALIF. ONLY)**



For 22484: SoundFX 18283 Super Turbo 17768<sup>576</sup> Tru-Fit 18135

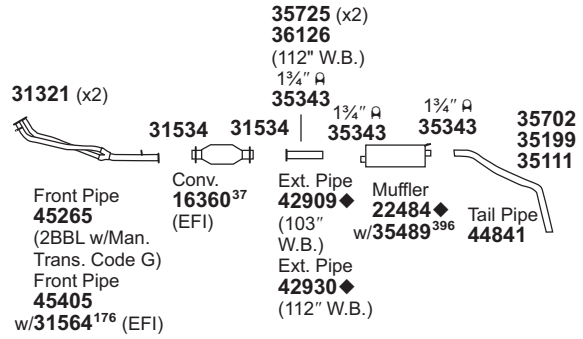
31321 Gskt.	31332 Gskt.	31374 Gskt.	31534 Gskt.	31564 Gskt.	35111 Insl.	35199 Hngr.	35489 Brkt.	35702 Hngr.	35725 Insl.	36126 Brkt.			

**NOT LEGAL FOR SALE IN STATE OF CALIFORNIA  
 IN NEW YORK STATE, CONVERTERS LISTED ARE LEGAL FOR FEDERAL/EPA EMISSION VEHICLES ONLY**

◆ If welded assembly, replace all required parts.  
 # Modifications and/or additional parts required.  
 37 Fits All Emissions Vehicles.  
 176 O2 Sensor Gasket  
 194 On Calif. applications a .62 dia. hole must be drilled into the Pipe through the E.G.R. Flange hole.

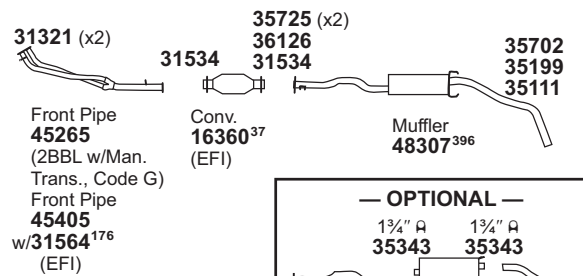
**TOYOTA**  
 Pickup - 4 Cyl.

**1989 4 CYL. PICKUP w/2.4L ENG., 2 W.D. w/STD. BED - 103" W.B., LONG BED - 112" W.B. (EXC. XTRA CAB) (13599)**



For 16360: Univ. Conv. 15036#  
 For 22484: SoundFX 18283 Super Turbo 17768<sup>576</sup> Tru-Fit 18135

**1989 4 CYL. PICKUP w/2.4L ENG., 2 W.D. w/XTRA CAB - 121" W.B. (13600)**



For 16360: Univ. Conv. 15036#  
 For 22484: SoundFX 18283 Super Turbo 17768<sup>576</sup> Tru-Fit 18135

GENERAL INFORMATION

PASSENGER CAR

LIGHT TRUCK

MUFFLER SPECS.

OPTIONAL MUFFLERS

CONVERTER SPECS.

ACCESSORIES

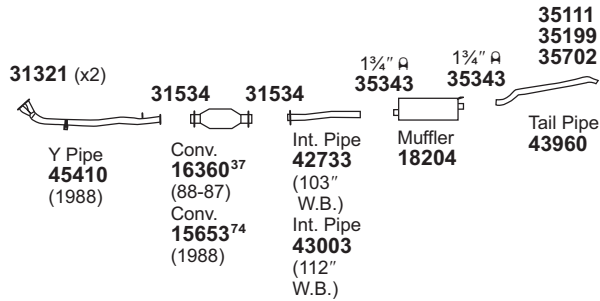
FOOTNOTES

# LIGHT TRUCK

## TOYOTA

Pickup - 4 Cyl.

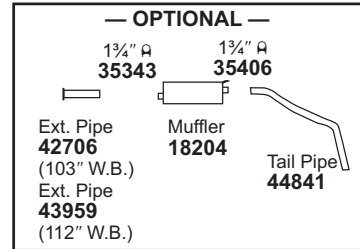
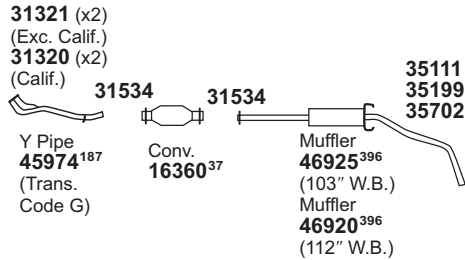
**1988-86 4 CYL. PICKUP w/2.4L EFI ENG., 4 W.D. - (13601)**



For 15653: Univ. Conv. 15036#  
 For 16360: Univ. Conv. 15036#  
 For 18204: Tru-Fit 18135<sup>566</sup>

Univ. SoundFX 17864#

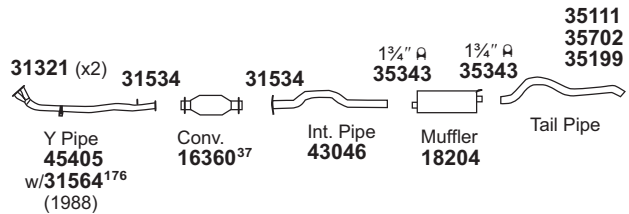
**1988 4 CYL. PICKUP w/2.4L ENG. - 2BBL w/MANUAL TRANS., 2 W.D. - 103", 112" W.B. (13603)**



For 16360: Univ. Conv. 15036#  
 For 18204: Tru-Fit 18135<sup>566</sup>

Univ. SoundFX 17864#

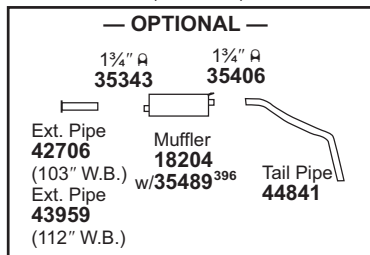
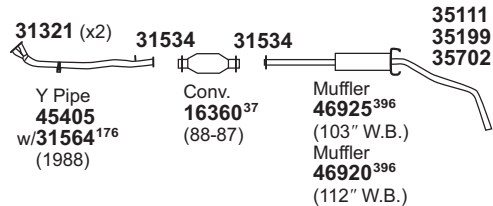
**1988-86 4 CYL. PICKUP w/2.4L ENG., 2 W.D. w/XTRA CAB - 121" W.B. (13604)**



For 16360: Univ. Conv. 15036#  
 For 18204: Tru-Fit 18135<sup>566</sup>

Univ. SoundFX 17864#

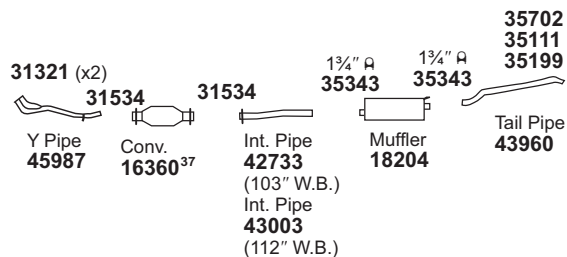
**1988-84 4 CYL. PICKUP w/2.4L ENG., EFI 2 W.D. - (13602)**



For 16360: Univ. Conv. 15036#  
 For 18204: Tru-Fit 18135<sup>566</sup>

Univ. SoundFX 17864#

**1987-86 4 CYL. PICKUP w/2.4L ENG., 2BBL, 4 W.D. - 103", 112" W.B. (13605)**



For 16360: Univ. Conv. 15036#  
 For 18204: Tru-Fit 18135<sup>566</sup>

Univ. SoundFX 17864#

31320 Gskt.	31321 Gskt.	31534 Gskt.	31564 Gskt.	35111 Insl.	35199 Hngr.	35489 Brkt.	35702 Hngr.										

NOT LEGAL FOR SALE IN STATE OF CALIFORNIA  
 IN NEW YORK STATE, CONVERTERS LISTED ARE LEGAL FOR FEDERAL/EPA EMISSION VEHICLES ONLY

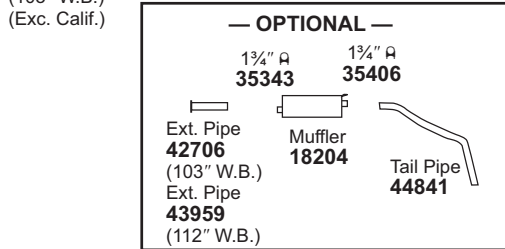
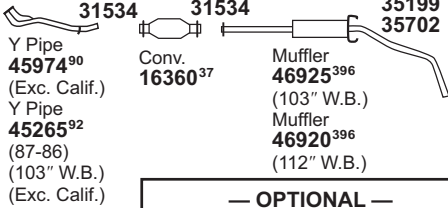
# Modifications and/or additional parts required.  
 37 Fits All Emissions Vehicles.  
 74 Fits California/50 State Emission Vehicles.  
 1018 176 O2 Sensor Gasket

187 O.E. Shoulder Bolt not required.  
 396 Requires 35296 (2) insulators, do not reuse O.E. insulators.  
 566 Requires 35209 Hanger.

# LIGHT TRUCK

**1987-84 4 CYL. PICKUP w/2.4L ENG., 2BBL, 2 W.D. - 103", 112" W.B. (EXC. 85-84 112" W.B. XTRA CAB)**  
**(13606)**

31321 (x2)  
(Exc. Calif.)  
31320 (x2)  
(Calif.)

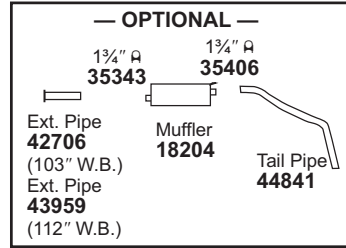
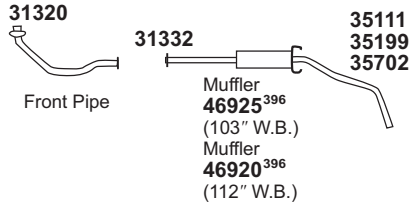


For 16360: Univ. Conv. 15036#  
For 18204: Tru-Fit 18135<sup>566</sup>

Univ. SoundFX 17864#

**TOYOTA**  
Pickup - 4 Cyl.

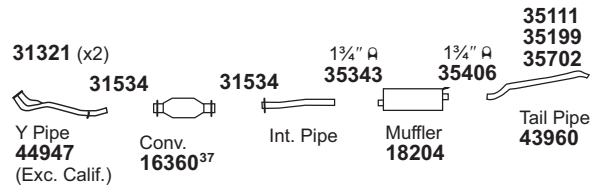
**1985-84 4 CYL. PICKUP w/2.4L DIESEL ENG., 2 W.D. (EXC. TURBO.) - 103", 112" W.B.**  
**(13608)**



For 18204: Tru-Fit 18135<sup>566</sup>

Univ. SoundFX 17864#

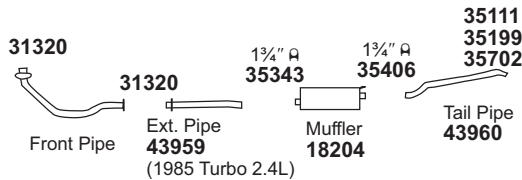
**1985-84 4 CYL. PICKUP w/2.4L ENG. 2BBL, 4 W.D. - 103", 112" W.B.**  
**(13609)**



For 16360: Univ. Conv. 15036#  
For 18204: Tru-Fit 18135<sup>566</sup>

Univ. SoundFX 17864#

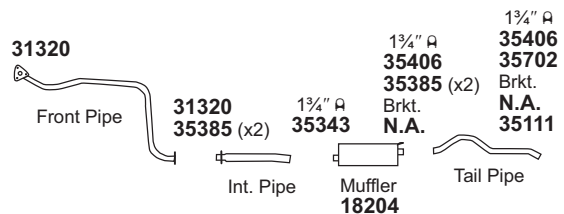
**1985-84 4 CYL. PICKUP w/2.4L DIESEL, 2.4L TURBO DIESEL ENG., 4 W.D.**  
**(13607)**



For 18204: Tru-Fit 18135<sup>566</sup>

Univ. SoundFX 17864#

**1983-81 4 CYL. PICKUP w/2.2L DIESEL ENG.**  
**(13610)**



For 18204: Tru-Fit 18135<sup>566</sup>

Univ. SoundFX 17864#

31320 Gskt.	31321 Gskt.	31332 Gskt.	31534 Gskt.	35111 Insl.	35199 Hngr.	35385 O-Ring	35702 Hngr.						

NOT LEGAL FOR SALE IN STATE OF CALIFORNIA  
IN NEW YORK STATE, CONVERTERS LISTED ARE LEGAL FOR FEDERAL/EPA EMISSION VEHICLES ONLY

# Modifications and/or additional parts required.  
37 Fits All Emissions Vehicles.  
90 Manual Trans.

92 Auto. Trans. only.  
396 Requires 35296 (2) insulators, do not reuse O.E. insulators.  
566 Requires 35209 Hanger.

GENERAL INFORMATION

PASSENGER CAR

LIGHT TRUCK

MUFFLER SPECS.

OPTIONAL MUFFLERS

CONVERTER SPECS.

ACCESSORIES

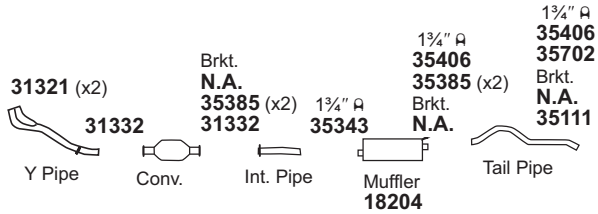
FOOTNOTES

# LIGHT TRUCK

## TOYOTA

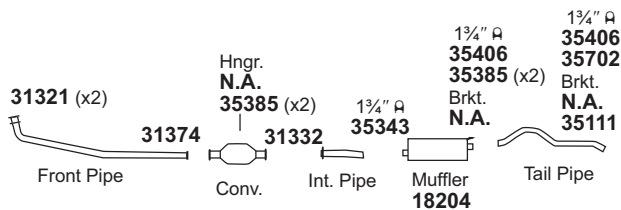
Pickup - 4 Cyl.

1983-81 4 CYL. PICKUP w/2.4L GAS ENG.,  
w/CONVERTER  
(13611) (EXC. HEAVY DUTY)



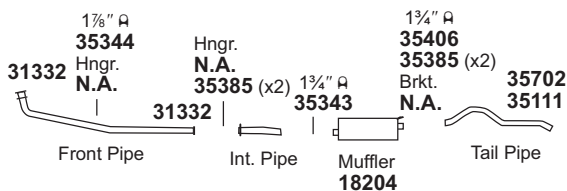
For 18204: Tru-Fit 18135<sup>566</sup> Univ. SoundFX 17864#

1980-79 4 CYL. PICKUP w/2.2L GAS ENG. -  
(13612) (EXC. HEAVY DUTY);  
w/CONVERTER



For 18204: Tru-Fit 18135<sup>566</sup> Univ. SoundFX 17864#

1979 4 CYL. PICKUP w/2.2L (20R) ENG.,  
(13613) w/o CONVERTER - 2 W.D.



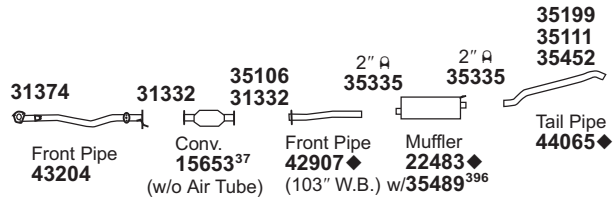
For 18204: Tru-Fit 18135<sup>566</sup> Univ. SoundFX 17864#

31321 Gskt.	31332 Gskt.	31374 Gskt.	35106 Brkt.	35111 Insl.	35199 Hngr.	35385 O-Ring	35452 Brkt.	35489 Brkt.	35702 Hngr.				

## TOYOTA

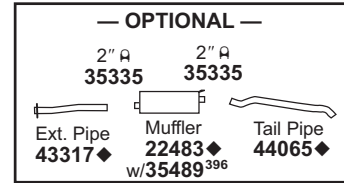
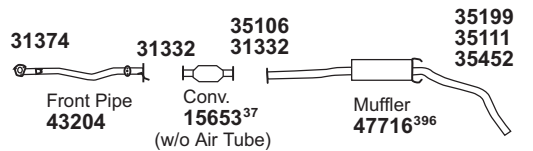
Pickup - 6 Cyl.

1995-93 6 CYL. PICKUP w/3.0L ENG., 4 W.D.,  
w/STD. BED - 103" W.B.  
(13614) (EXC. CALIF.)  
1992-89 6 CYL. PICKUP w/3.0L ENG., 4 W.D.,  
w/STD. BED - 103" W.B.,  
LONG BED - 112" W.B.



For 15653: Univ. Conv. 15036#  
For 22483: SoundFX 18251 Super Turbo 17768<sup>576</sup>  
H.D. Muffler 21169△

1995-89 6 CYL. PICKUP w/3.0L ENG., 4 W.D.  
(13615) w/XTRA CAB - 121" W.B.  
(95-93 FEDERAL EMISSIONS)



For 15653: Univ. Conv. 15036#  
For 22483: SoundFX 18251 Super Turbo 17768<sup>576</sup>  
H.D. Muffler 21169△

NOT LEGAL FOR SALE IN STATE OF CALIFORNIA

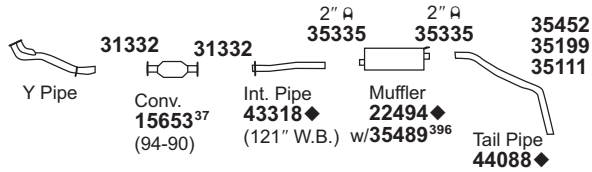
IN NEW YORK STATE, CONVERTERS LISTED ARE LEGAL FOR FEDERAL/EPA EMISSION VEHICLES ONLY

- ◆ If welded assembly, replace all required parts.
- △ H.D. Arc-welded construction, recommended for commercial use.
- # Modifications and/or additional parts required.

- 396 Requires 35296 (2) insulators, do not reuse O.E. insulators.
- 566 Requires 35209 Hanger.
- 576 For installation instructions and additional parts required, see the Cross Reference Chart in the Master Catalog.

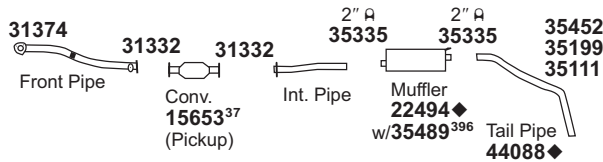
# LIGHT TRUCK

**1995-92 6 CYL. PICKUP w/3.0L ENG., 2 W.D. w/XTRA CAB - 121" W.B. (EXC. 1994 CALIF.)**  
**1991-90 6 CYL. PICKUP w/3.0L ENG., 2 W.D. w/LONG BED - 112" W.B., XTRA CAB - 121" W.B. (13616)**



For 15653: Univ. Conv. 15036#  
 For 22494: H.D. Muffler 21169△

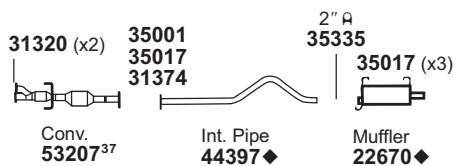
**1990-89 6 CYL. CHASSIS/CAB w/3.0L ENG., 2 W.D. - 112" W.B.**  
**1993-89 6 CYL. PICKUP w/3.0L ENG., 2 W.D. w/REG. CAB, LONG BED - 112" W.B. (13617)**



For 15653: Univ. Conv. 15036#  
 For 22494: H.D. Muffler 21169△

## TOYOTA Previa

**1995-91 4 CYL. PREVIA w/2.4L ENG. (EXC SUPERCHARGED ENG.) (13618)**



For 53207: Univ. Conv. 15037#

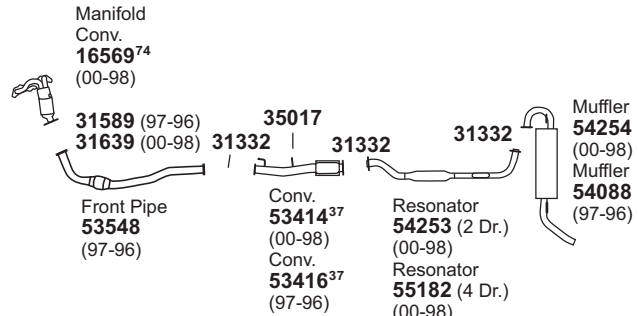
31311 Gskt.	31320 Gskt.	31332 Gskt.	31374 Gskt.	31589 Gskt.	31639 Gskt.	35001 Brkt.	35017 Insl.	35111 Insl.	35199 Hngr.	35452 Brkt.	35489 Brkt.	36380 Strap

NOT LEGAL FOR SALE IN STATE OF CALIFORNIA  
 IN NEW YORK STATE, CONVERTERS LISTED ARE LEGAL FOR FEDERAL/EPA EMISSION VEHICLES ONLY

- ◆ If welded assembly, replace all required parts.
- △ H.D. Arc-welded construction, recommended for commercial use.
- # Modifications and/or additional parts required.
- 9 Fits Federal/EPA Emission Vehicles.
- 10 Fits Federal/EPA Emission Vehicles.

## TOYOTA RAV4

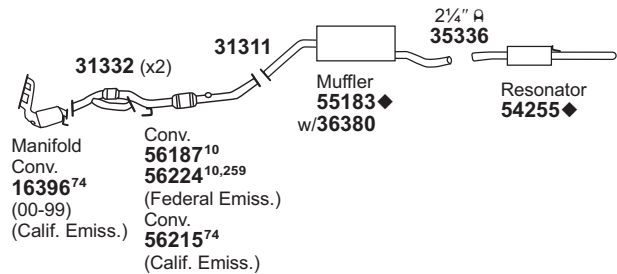
**2000-96 4 CYL. RAV4 w/2.0L ENG. (13619)**



For 53414: Univ. Conv. 93237#  
 For 53416: Univ. Conv. 93237#  
 For 54254: SoundFX 18935

## TOYOTA Sienna

**2000-98 6 CYL. SIENNA w/3.0L ENG. (13620)**



For 56187: Univ. Conv. 93237#<sup>9</sup>  
 For 56215: Univ. Conv. 93252#

GENERAL INFORMATION

PASSENGER CAR

LIGHT TRUCK

MUFFLER SPECS.

OPTIONAL MUFFLERS

CONVERTER SPECS.

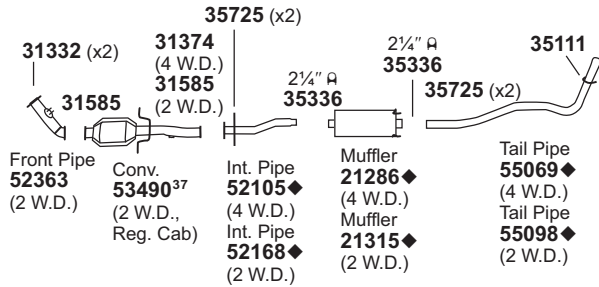
ACCESSORIES

FOOTNOTES

# LIGHT TRUCK

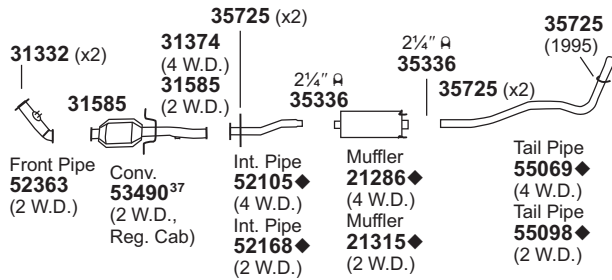
## TOYOTA T100 Pickup

1998-96 6 CYL. T100 w/3.4L ENG.  
(13621)



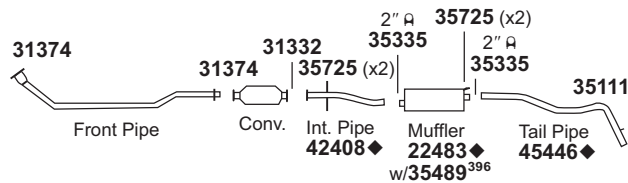
For 21286: SoundFX 18810 Super Turbo 17732#  
For 21315: Super Turbo 17732#

1995 6 CYL. T100 w/3.4L ENG.  
(13622)



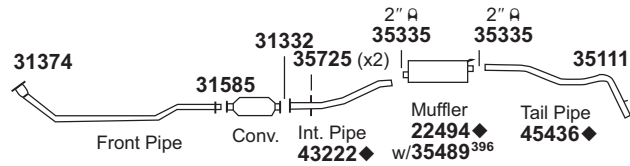
For 21286: SoundFX 18810 Super Turbo 17732#  
For 21315: Super Turbo 17732#

1994-93 6 CYL. T100 w/3.0L ENG., 4 W.D.  
(13623)



For 22483: SoundFX 18251 Super Turbo 17768<sup>576</sup>  
H.D. Muffler 21169 △

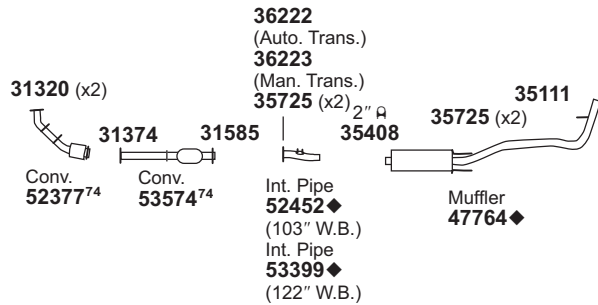
1994-93 6 CYL. T100 w/3.0L ENG., 2 W.D.  
(13624) FEDERAL EMISSIONS



For 22494: H.D. Muffler 21169 △

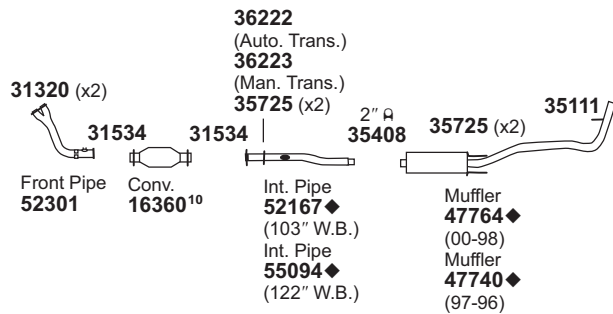
## TOYOTA Tacoma Pickup

2000-99 4 CYL. TACOMA w/2.4L ENG. -  
(13625) CALIFORNIA EMISSIONS



For 47764: SoundFX 18970  
For 52377: Univ. Conv. 93270#  
For 53574: Univ. Conv. 93252#

2000-96 4 CYL. TACOMA w/2.4L ENG. -  
(13626) FEDERAL EMISSIONS



For 16360: Univ. Conv. 15036#  
For 47764: SoundFX 18970

31320 Gskt.	31332 Gskt.	31374 Gskt.	31534 Gskt.	31585 Gskt.	35111 Insl.	35489 Brkt.	35725 Insl.	36222 Brkt.	36223 Brkt.						

NOT LEGAL FOR SALE IN STATE OF CALIFORNIA  
IN NEW YORK STATE, CONVERTERS LISTED ARE LEGAL FOR FEDERAL/EPA EMISSION VEHICLES ONLY

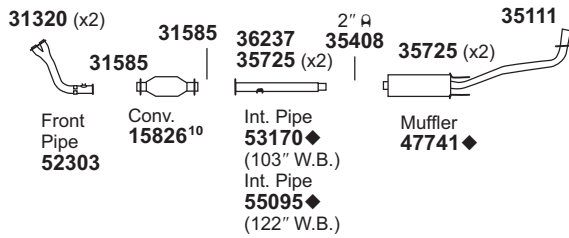
- ◆ If welded assembly, replace all required parts.
- △ H.D. Arc-welded construction, recommended for commercial use.
- # Modifications and/or additional parts required.
- 10 Fits Federal/EPA Emission Vehicles.
- 37 Fits All Emissions Vehicles.

- 74 Fits California/50 State Emission Vehicles.
- 396 Requires 35296 (2) insulators, do not reuse O.E. insulators.
- 576 For installation instructions and additional parts required, see the Cross Reference Chart in the Master Catalog.



# LIGHT TRUCK

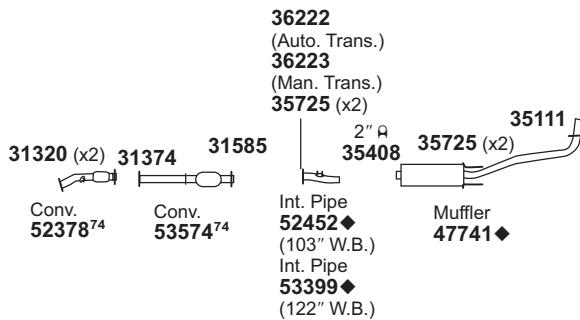
## 2000 4 CYL. TACOMA w/2.7L ENG. - FEDERAL EMISSIONS (13627)



**DYNOMAX** SYSTEM AVAILABLE, See DynoMax Catalog

For 15826: Univ. Conv. 15042#  
For 47741: SoundFX 18587

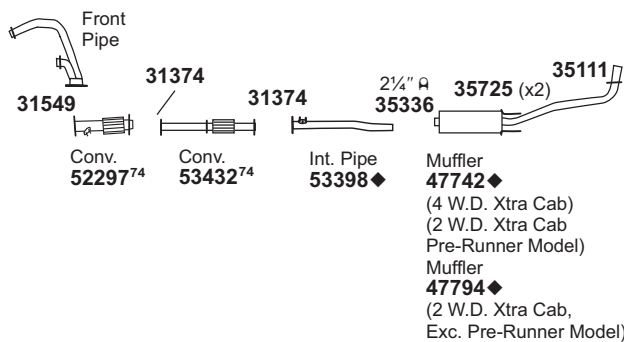
## 2000 4 CYL. TACOMA w/2.7L ENG. - CALIFORNIA EMISSIONS (13628)



**DYNOMAX** SYSTEM AVAILABLE, See DynoMax Catalog

For 47741: SoundFX 18587  
For 52378: Univ. Conv. 93271#  
For 53574: Univ. Conv. 93252#

## 2000 6 CYL. TACOMA w/3.4L ENG. - CALIFORNIA EMISSIONS (13629)

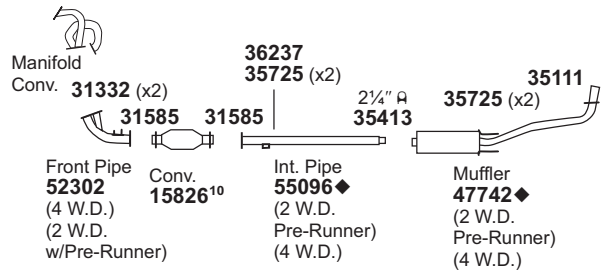


For 47742: SoundFX 18825  
For 52297: Univ. Conv. 93271#  
For 53432: Univ. Conv. 93303#

31320 Gskt.	31332 Gskt.	31374 Gskt.	31549 Gskt.	31585 Gskt.	35111 Insl.	35725 Insl.

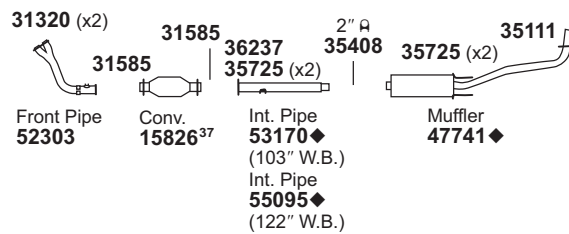
## TOYOTA Tacoma Pickup

## 2000-98 6 CYL. TACOMA w/3.4L ENG. - FEDERAL EMISSIONS (13630)



For 15826: Univ. Conv. 15042#  
For 47742: SoundFX 18825

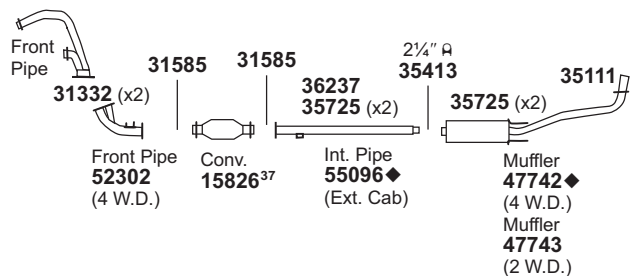
## 1999-96 4 CYL. TACOMA w/2.7L ENG. (13631)



**DYNOMAX** SYSTEM AVAILABLE, See DynoMax Catalog

For 15826: Univ. Conv. 15042#  
For 47741: SoundFX 18587

## 1997-96 6 CYL. TACOMA w/3.4L ENG., 4 W.D. (13632)



For 15826: Univ. Conv. 15042#  
For 47742: SoundFX 18825

36222 Brkt.	36223 Brkt.	36237 Brkt.				

GENERAL INFORMATION

PASSENGER CAR

LIGHT TRUCK

MUFFLER SPECS.

OPTIONAL MUFFLERS

CONVERTER SPECS.

ACCESSORIES

FOOTNOTES

NOT LEGAL FOR SALE IN STATE OF CALIFORNIA  
IN NEW YORK STATE, CONVERTERS LISTED ARE LEGAL FOR FEDERAL/EPA EMISSION VEHICLES ONLY

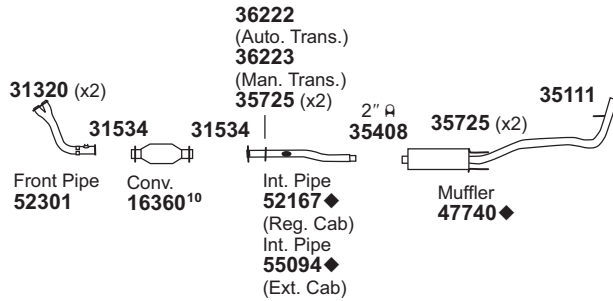
◆ If welded assembly, replace all required parts.  
# Modifications and/or additional parts required.  
10 Fits Federal/EPA Emission Vehicles.

37 Fits All Emissions Vehicles.  
74 Fits California/50 State Emission Vehicles.

# LIGHT TRUCK

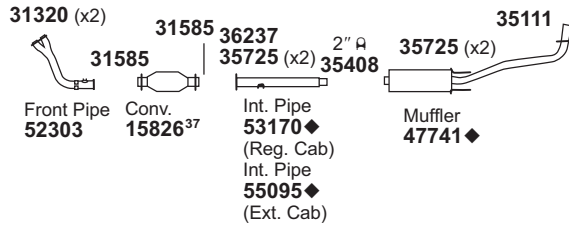
## TOYOTA Tacoma Pickup

1995½ 4 CYL. TACOMA w/2.4L ENG.,  
(13633) FEDERAL EMISSIONS



For 16360: Univ. Conv. 15036#

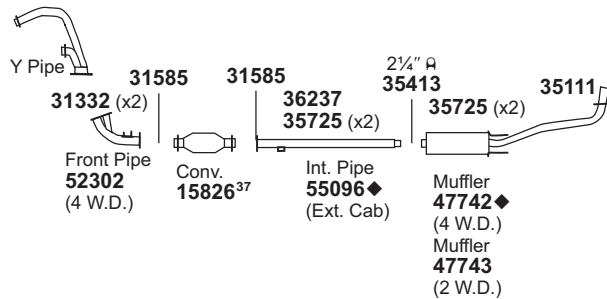
1995½ 4 CYL. TACOMA w/2.7L ENG., FEDERAL  
(13634) EMISSIONS



DYNOMAX SYSTEM AVAILABLE, See DynoMax Catalog

For 15826: Univ. Conv. 15042#  
For 47741: SoundFX 18587

1995½ 6 CYL. TACOMA w/3.4L ENG.  
(13635)

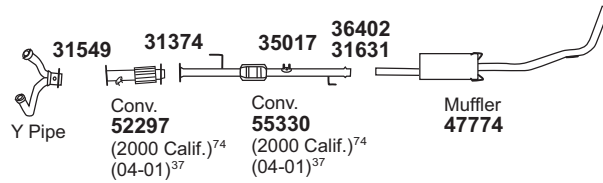


For 15826: Univ. Conv. 15042#  
For 47742: SoundFX 18825

31320 Gskt.	31332 Gskt.	31374 Gskt.	31534 Gskt.	31549 Gskt.	31585 Gskt.	31631 Gskt.	35017 Insl.	35111 Insl.	35473 Insl.	35725 Insl.	36222 Brkt.	36223 Brkt.	36237 Brkt.

## TOYOTA Tundra Pickup

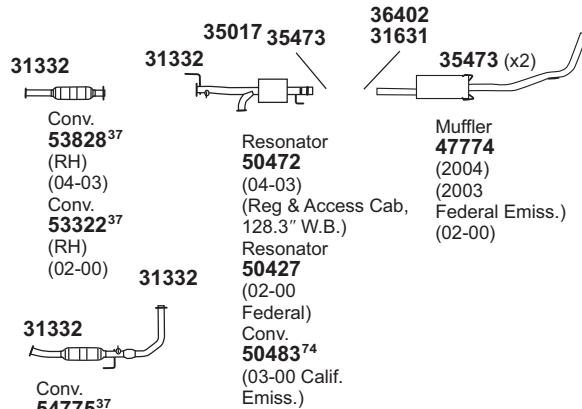
2004-00 6 CYL. TUNDRA w/3.4L ENG.  
(13636)



DYNOMAX SYSTEM AVAILABLE, See DynoMax Catalog

For 47774: SoundFX 18954  
For 52297: Univ. Conv. 93271#  
For 55330: Univ. Conv. 93252#

2004-00 8 CYL. TUNDRA w/4.7L ENG.  
(13637)



DYNOMAX SYSTEM AVAILABLE, See DynoMax Catalog

For 47774: SoundFX 18954  
For 53322: Univ. Conv. 93236#  
For 54323: Univ. Conv. 93236#

NOT LEGAL FOR SALE IN STATE OF CALIFORNIA

IN NEW YORK STATE, CONVERTERS LISTED ARE LEGAL FOR FEDERAL/EPA EMISSION VEHICLES ONLY

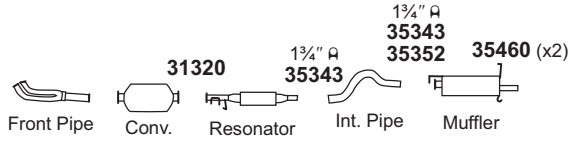
♦ If welded assembly, replace all required parts.  
# Modifications and/or additional parts required.

37 Fits All Emissions Vehicles.  
74 Fits California/50 State Emission Vehicles.

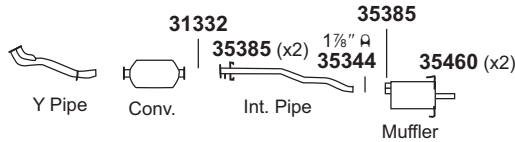
# LIGHT TRUCK

## TOYOTA Van

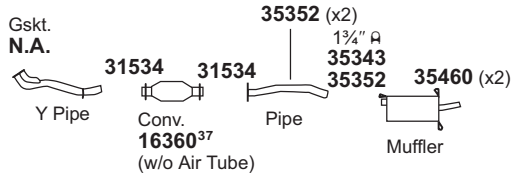
**1989-88 4 CYL. CARGO VAN MODELS w/2.2L ENG., 2 W.D. (13638)**



**1989-88 4 CYL. PASSENGER VAN, L.E. & DELUXE w/2.2L ENG., 2 W.D. (13639)**

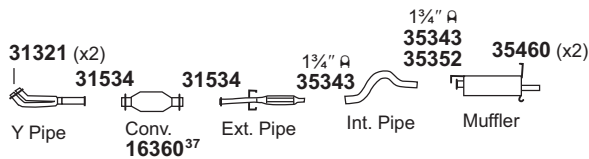


**1987 4 CYL. PASSENGER VAN w/2.2L ENG., 4 W.D. (13640)**



For 16360: Univ. Conv. 15036#

**1987-86 4 CYL. CARGO VAN MODELS w/2.2L ENG. (EXC. 4 W.D.) (13641)**

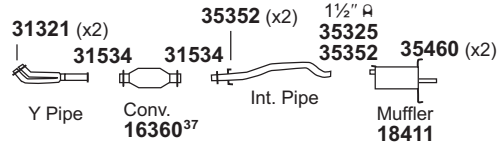


For 16360: Univ. Conv. 15036#

31320 Gskt.	31321 Gskt.	31327 Gskt.	31332 Gskt.	31342 Gskt.	31534 Gskt.	35352 Insl.	35385 O-Ring	35460 Insl.						

## TOYOTA Van

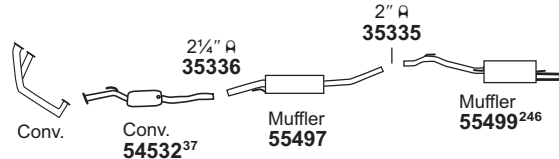
**1987-86 4 CYL. PASSENGER VAN w/2.2L ENG. (EXC. 4 W.D.) (EXC. CARGO VAN) (13642)**  
**1985-84 4 CYL. PASSENGER VAN w/2.0L ENG., R.W.D. (13642)**



For 16360: Univ. Conv. 15036#

## VOLKSWAGEN Eurovan

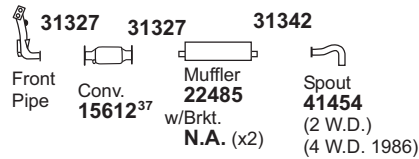
**2002-99 6 CYL. EUROVAN w/2.8L ENG. (13643)**



For 54532: Univ. Conv. 93241#

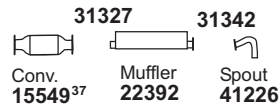
## VOLKSWAGEN Type II Vans, Transporter & Wagons

**1991-86 4 CYL. VANAGON w/2.1L ENG. (13644)**



For 15612: Univ. Conv. 15195#

**1985-83 4 CYL. VANAGON w/1.9L ENG. (13645)**



For 15549: Univ. Conv. 15051#

GENERAL INFORMATION

PASSENGER CAR

LIGHT TRUCK

MUFFLER SPECS.

OPTIONAL MUFFLERS

CONVERTER SPECS.

ACCESSORIES

FOOTNOTES

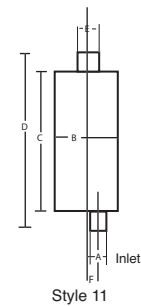
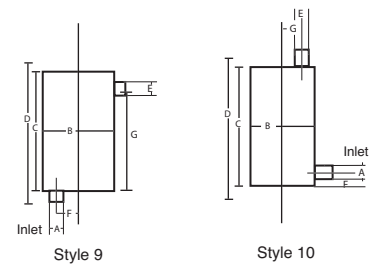
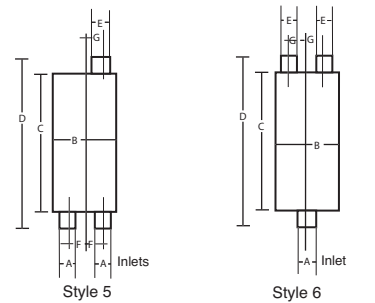
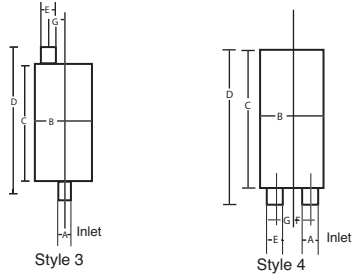
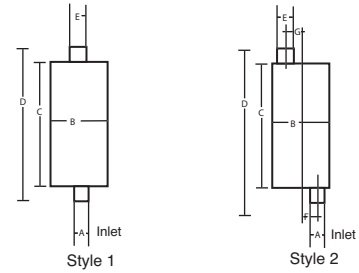
NOT LEGAL FOR SALE IN STATE OF CALIFORNIA  
 IN NEW YORK STATE, CONVERTERS LISTED ARE LEGAL FOR FEDERAL/EPA EMISSION VEHICLES ONLY

# Modifications and/or additional parts required.  
 37 Fits All Emissions Vehicles.

246 Cut to fit shorter 2930mm W.B.

# TABLE 1 - MUFFLER SPECIFICATIONS BY PART NUMBER

Part No.	Style	Inlet ID (A)	Shell Dia. (B)	Shell Length (C)	Overall Length (D)	Outlet ID (E)	Inlet Offset (F)	Outlet Offset (G)
17160	2	2½	7	20	25	2½	1¾	1¾
17161	2	2½	4¼ x 8 <sup>13</sup> / <sub>16</sub>	20	25	2½	2⅝	2⅝
17162	2	2½	6	29	35	2½	1½	1½
17163	2	2	6	17	22	2	1½	1½
17164	11	2	4¼ x 9¾	19	23	2	3½	
17165	3	2½	5½ x 11	27	31	2½	3½	
17188	3	2	4¼ x 8 <sup>13</sup> / <sub>16</sub>	13	17	2½		
17189	2	1⅞	6	17	22	1¾		
17190	3	2¼	4¼ x 9¾	16	27¼	2¼		
17191	3	1¾	4¼ x 9¾	21	24	1¾		
17192	3	2¾	7 x 9	16	21	2½		
17193	2	2½	7	24	29¼	2		
17194	3	1¾	4¼ x 9¾	18	23	1¾		
17195	6	3	4¼ x 9¾	23	28¾	2¼		
17196	3	1¾	4¼ x 9¾	14	16½	1¾		
17197	3	2½	4¼ x 9¾	28	36½	2½		
17198	2	2	5	18	21	2		
17602	11	2	3¼ x 7¾	11	16	2	2½	
17603	2	2	3¼ x 7¾	11	16	2	2½	
17604	11	2	3¼ x 7¾	14	18½	2	2½	
17611	11	2	4¼ x 9¾	14	18½	2	2½	
17612	2	2	4¼ x 9¾	14	18½	2	2½	
17613	11	2¼	4¼ x 9¾	14	18½	2¼	2½	
17614	2	2¼	4¼ x 9¾	14	18½	2¼	2½	
17615	11	2½	4¼ x 9¾	14	18½	2½	2½	
17800	3	2¼	4¼ x 9¾	21	26	2 OD		
17803	3	2½	4¼ x 9¾	19	25½	2		
17804	2	2¼	4¼ x 9¾	21	25½	2		
17805♣	1	2½	4	19½	25	2		
17807	2	2	6	25	33	2		
17808	3	2¼	4¼ x 9¾	19	25¾	2¼		
17809	3	3	4¼ x 9¾	23	29	3		
17810	3	2	4¼ x 8 <sup>13</sup> / <sub>16</sub>	18	25	2		
17812♣	1	2¼	4	14	23½	2¼		
17815	2	2	4¼ x 9¾	14	18½	2		
17816	2	1¾	6	19	26¾	1¾		
17817	3	1⅞	4¼ x 9¾	16	21½	1¾		
17820	3	2	4¼ x 9¾	21	26¼	2		
17823♣	1	1 <sup>15</sup> / <sub>16</sub>	4	13	20	2 OD		
17824	3	2½	4¼ x 9¾	21	26½	2¼		
17825	2	2	7	15	19½	1¾		
17826	12	1¾	4¼ x 9¾	16	20½	1⅞ OD		
17827	3	2¼	4¼ x 9¾	25	29½	2¼		
17828	2	2½	6	25	32	2		
17829	2	2	6	20	27	1 <sup>13</sup> / <sub>16</sub> OD		
17830	3	1¾	4¼ x 8 <sup>13</sup> / <sub>16</sub>	16	20¾	1⅞		
17831	2	2½	4¼ x 9¾	21	26	2 OD		
17832	6	3	4¼ x 9¾	23	29	2		
17833	4	2	4¼ x 9¾	21	24	2		
17834	2	2	4¼ x 9¾	15	19½	2		
17835	2	1⅞	6	15	19½	2		
17836	5	2¼	4¼ x 9¾	19	24	2		
17837	2	2¼	7	24	29¼	2¼		
17839	5	2¼	4¼ x 9¾	22	28½	2		
17840	3	2	4¼ x 9¾	19	23¾	2		
17842	2	2½	7	25	32½	2¼		
17843	2	2¼	4¼ x 9¾	18	23	2¼		
17844	2	2	4¼ x 9¾	19	24	2		
17845	2	2½	4¼ x 9¾	21	26½	2¼ OD		
17846	2	2¼	4¼ x 9¾	19	23	2		
17847	2	1⅞	6	17	25	1⅞ OD		
17848	2	2	5	19	24	2		
17849	6	2½	4¼ x 9¾	21	25½	2 OD		
17850	2	2½	4¼ x 9¾	21	25½	2		
17851	3	2	4¼ x 8 <sup>13</sup> / <sub>16</sub>	16	21¾	2		
17852♣	1	2	4	13	20	2		
17853	3	2½	4¼ x 9¾	18	23	2¼		
17854	2	2	6	20	27	2		
17855	2	2½	4¼ x 9¾	21	26	2¼		
17856	2	1⅞	5	19	27½	1⅞		
17857	3	2	4¼ x 8 <sup>13</sup> / <sub>16</sub>	11	13¾	1¾		
17860	11	2	4¼ x 9¾	18	22¼	1¾		
17861♣	1	1¾ OD	3½	10				
17862	3	1½	3¼ x 7¾	12	18	1½		



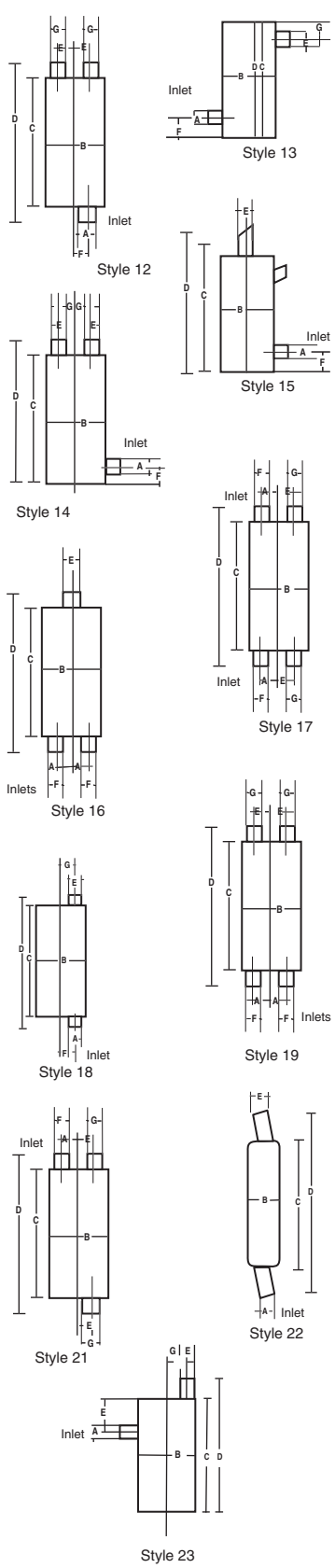
▲ Arc Welded.  
□ Welded Heat Shield.

♣ Resonator.  
# Special Style, not shown.

AS Aluminized Spout.  
ST Stainless Tip.

WF Welded Flange.

# TABLE 1 - MUFFLER SPECIFICATIONS BY PART NUMBER



Part No.	Style	Inlet ID (A)	Shell Dia. (B)	Shell Length (C)	Overall Length (D)	Outlet ID (E)	Inlet Offset (F)	Outlet Offset (G)
17863	2	1½	6	13	20	1½		
17864	2	1½	6	17	24	1½		
17865	1	1⅝	3¼ x 7¾	17	22	1⅝		
17866	2	1½	3¼ x 7¾	12	18	1½		
17867	3	1¾	3¼ x 7¾	15	20	1¾		
17868	2	2¼	6	25	31	2		
17869	3	2¼	4¼ x 9¾	19	24	2		
17870	3	2	4¼ x 9¾	16	19¾	2		
17871	2	1½	6	12	16	1½		
17872	3	1½	3¼ x 7¾	14	19½	1½		
17874	3	2	4¼ x 9¾	16	20¾	2		
17875	3	1¾	4¼ x 9¾	16	21	1¾		
17876	6	2¼	7	25	29½	2		
17877	2	2	4¼ x 9¾	19	23½	2		
17878	2	2¼	7	25	31¼	2¼		
17879	12	2¼	4¼ x 9¾	17	23	2		
17880	2	2¼	4¼ x 8⅜	18	25¾	2		
17881	3	1¾	4¼ x 8⅜	18	26¼	1¾		
17883	3	2¼	4¼ x 8⅜	22	29½	2		
17885	3	1⅜ OD	4¼ x 8⅜	15	22	1¾		
17886	3	2	4¼ x 8⅜	18	25	2		
17889	3	2½	4¼ x 8⅜	18	26	2		
17890	2	1¾	4¼ x 8⅜	13	20½	1¾		
17891	2	2	6	22	32	2		
17892	2	1¾	6	17	27	1¾		
17893	2	2½	6	22	33	2		
17894	2	2	4¼ x 8⅜	18	28	2		
17895	3	2	4¼ x 8⅜	15	21½	2		
17896	2	2½	4¼ x 8⅜	18	25¾	2		
17897	2	1½	3¼ x 7¾	12	19	1½		
17899	2	1¾	6	16	24	1¾		
17900	2	2	4¼ x 8⅜	13	18	2		
17901	2	1½	6	14	20	1½		
17902	2	2	6	15	19	2		
17903	2	1½	3¼ x 7¾	15	19½	1½		
17904	3	2	4¼ x 8⅜	13	16½	2		
17905	3	2½	4¼ x 8⅜	18	25½	2¼		
17906	2	2	4¼ x 8⅜	18	24½	2		
17908	2	1¾	3¼ x 7¾	12	19	1¾		
17909	2	1¾	6	14	20	1¾		
17910	2	1¾	3¼ x 7¾	15	19½	1¾		
17911	2	2¼	6	22	29	2¼		
17912	3	2	4¼ x 8⅜	11	13¾	1¾		
17914	2	2	6	18	26	2		
17916	2	2¼	4¼ x 8⅜	18	24¼	2¼		
17917	3	2¼	4¼ x 8⅜	18	25	2¼		
18101	11	2	4¼ x 8⅜	18	25	2	2⅝	
18102	11	2	4¼ x 8⅜	15	21½	2	2⅝	
18104	21	2¼	4¼ x 8⅜	20	28	2	2⅝	2
18105	2	2	4¼ x 8⅜	18	24½	2	2⅝	2
18106	11	2¼	4¼ x 8⅜	22	30	2¼	2⅝	
18107	11	2¼	4¼ x 8⅜	18	22¾	2	2⅝	
18109	11	2½	4¼ x 8⅜	22	30	2¼	2⅝	
18111	11	2¼	4¼ x 8⅜	18	26	2	2⅝	
18112	11	2½	4¼ x 8⅜	18	25½	2¼	2⅝	
18113	11	2½	4¼ x 8⅜	18	26	2¼	2⅝	
18114	2	2¼	4¼ x 8⅜	21	28	2	2⅝	2
18119	2	2½	4¼ x 8⅜	18	23	2¼	2⅝	2
18120	2	2½	4¼ x 8⅜	18	26	2 OD	2⅝	2
18124	2	2½	4¼ x 8⅜	18	26	2¼ OD	2⅝	2
18125	11	2	4¼ x 8⅜	15	24	2	2⅝	
18126	2	1¾	4¼ x 8⅜	13	17½	1¾	2⅝	2
18128	11	2¼	4¼ x 9¾	16	20	2	2⅝	
18129	2	2	6	25	32¾	2	1½	1½
18130	2	2	6	17	24½	2	1½	1½
18132	2	2½	6	25	32½	2¼	1½	1½
18133	6	3	4¼ x 9¾	23	28	2¼	2⅝	
18134	11	1¾	4¼ x 9¾	15	21	1⅝ OD	2⅝	
18135	2	1¾	6	17	22	1¾	1½	1½
18136	2	1¾	3¼ x 7¾	12	19	1½	2½	2½
18138	2	2¾	7 x 9	24	29	2¾ OD	2	2
18140	2	2¼	4¼ x 8⅜	15	18	2¼	2⅝	2
18141	2	2¼	4¼ x 8⅜	18	23	2¼	2⅝	2
18142	2	2¼	6	25	31	2¼	1½	1½

▲ Arc Welded.  
□ Welded Heat Shield.

❖ Resonator.  
# Special Style, not shown.

AS Aluminized Spout.  
ST Stainless Tip.

WF Welded Flange.

GENERAL INFORMATION

PASSENGER CAR

LIGHT TRUCK

MUFFLER SPECS.

OPTIONAL MUFFLERS

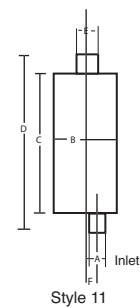
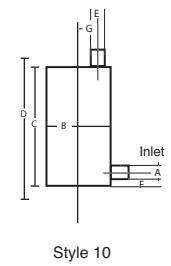
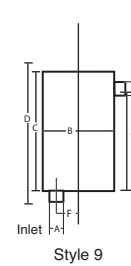
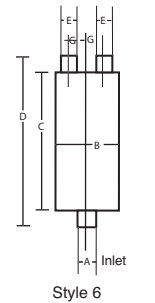
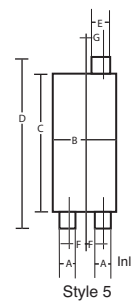
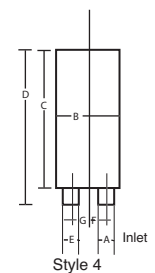
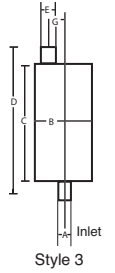
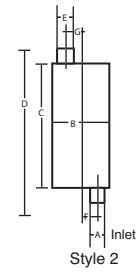
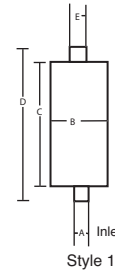
CONVERTER SPECS.

ACCESSORIES

FOOTNOTES

# TABLE 1 - MUFFLER SPECIFICATIONS BY PART NUMBER

Part No.	Style	Inlet ID (A)	Shell Dia. (B)	Shell Length (C)	Overall Length (D)	Outlet ID (E)	Inlet Offset (F)	Outlet Offset (G)
18144	11	1 3/4	3 1/4 x 7 3/4	15	20	1 3/4	2 1/2	
18146	11	2	4 1/4 x 8 13/16	11	13 3/4	1 3/4	2 5/8	
18147	2	1 3/4	4 1/4 x 9 3/4	13	17 1/2	1 3/4	2 5/8	2
18149	2	1 5/8	6	15	18	1 1/2	1 1/2	1 1/2
18150	11	2	4 1/4 x 9 3/4	16	20 1/2	2	2 7/8	
18153	2	2	7	16	19	2	1 3/4	1 3/4
18154	11	2	4 1/4 x 9 3/4	16	20	2	2 7/8	
18155	11	2	4 1/4 x 8 13/16	18	21 3/4	2	2 5/8	
18156	2	2 1/4	6	25	29 1/4	2 1/4	1 1/2	1 1/2
18157	2	2	4 1/4 x 8 13/16	15	18	2	2 5/8	2
18158	2	2	6	15	19 1/2	2	1 1/2	1 1/2
18160	11	3	4 1/4 x 9 3/4	20	26 1/2	3	2 7/8	
18161	11	2 1/2	4 1/4 x 9 3/4	16	21	2 1/4	2 7/8	
18164	3	1 3/4	3 1/4 x 7 3/4	16	19	1 3/4	2 1/2	
18169	2	2	5	18	24	2	1 1/4	1 1/4
18170	2	2 1/4	6	25	31	2	1 1/2	1 1/2
18171	11	2 OD	4 1/4 x 8 13/16	18	25 1/2	2 1/2	2 5/8	
18172	2	2 1/4	4 1/4 x 8 13/16	18	23	2	2 5/8	2
18173	2	1 7/8	6	15	19 1/2	2	2	2
18174	2	2	4 1/4 x 8 13/16	18	22	2	2 5/8	2
18175	2	2 1/2	4 1/4 x 8 13/16	18	23	2 1/2	2 5/8	2
18176	2	2 1/2	4 1/4 x 8 13/16	20	25	2 1/4	2 5/8	2
18177	11	2 1/2	4 1/4 x 8 13/16	18	26	2	2 5/8	
18178	11	1 7/8	4 1/4 x 8 13/16	15	21 1/2	1 7/8	2 5/8	
18179	2	1 7/8	6	16	25	1 7/8 OD	1 1/2	1 1/2
18180	11	3	4 1/4 x 9 3/4	22	29	3	2 7/8	
18181	2	2	7	15	23 1/2	1 3/4 OD	1 3/4	1 3/4
18182	2	2	4 1/4 x 9 3/4	19	24	2	2 7/8	2 7/8
18183	11	2	4 1/4 x 9 3/4	18	29 1/2	1 3/4 OD	2 7/8	
18184	3	1 3/4	4 1/4 x 9 3/4	13	29	1 5/8 OD	2 7/8	
18185	2	1 1/2	4 1/4 x 9 3/4	17	19 3/4	1 1/2	2 7/8	2 7/8
18186	11	1 3/4	4 1/4 x 8 13/16	16	24	1 3/4 OD	2 5/8	
18187	11	2 1/4	4 1/4 x 9 3/4	21	31 3/4	2 OD	2 7/8	
18188	2	1 3/4	4 1/4 x 8 13/16	15	22 1/2	1 3/4 OD	2 5/8	2
18189	11	1 3/4	4 1/4 x 8 13/16	13	25 5/16	1 1/2 OD	2 5/8	
18190	2	2	4 1/4 x 9 3/4	19	25	2	2 7/8	2 7/8
18191	6	2 1/2	4 1/4 x 9 3/4	21	25 1/2	2 OD		
18192	11	1 1/2	4 1/4 x 8 13/16	12	17 1/2	1 5/8 OD	2 5/8	
18193	3	2 3/4	7 x 9	16	21	2 1/2	2	
18194	11	2	4 1/4 x 9 3/4	18	33 1/2	2 OD	2 7/8	
18196	3	2	4 1/4 x 9 3/4	13	22	1 3/4 OD	2 7/8	
18199	2	1 7/8	6	22	26	2 OD	1 1/2	1 1/2
18200	11	2 1/4	4 1/4 x 9 3/4	19	24	2	2 7/8	
18201	11	2 1/4	4 1/4 x 9 3/4	18	29 1/2	2 OD	2 7/8	
18202	6	3	4 1/4 x 9 3/4	23	28 3/4	2 1/4		
18203	12	2	4 1/4 x 9 3/4	17	33 1/2	2 OD	2 7/8	
18204	2	1 3/4	6	19	23	1 3/4	1 1/2	1 1/2
18205	12	2	4 1/4 x 9 3/4	16	27	2 OD	2 7/8	
18206	2	1 7/8	7 x 9	19 3/4	27 1/2	1 1/2	1	1
18208	11	1 3/4	4 1/4 x 9 3/4	18	21	2	3 3/4	
18209	11	2 1/2	4 1/4 x 9 3/4	28	36 1/2	2 1/2	2 7/8	
18210	2	1 7/8	3 1/4 x 7 3/4	13	21 5/8	1 1/2 OD	1 1/2	
18211	2	2 1/4	6	19	24 1/4	1 3/4 OD	1 1/2	1 1/2
18212	3	1 3/4	4 1/4 x 9 3/4	15	28	2 OD	2 7/8	
18213	2	1 7/8	7	19	28 3/4	1 3/4 OD	1 3/4	1 3/4
18214	2	1 1/2	6	12	15 1/2	1 1/2	1 1/2	1 1/2
18215	2	2 1/4	4 1/4 x 9 3/4	19	29 5/16	2 OD	3	3
18216	2	2 3/4	7 x 9	24	29	2 3/4 OD	2 5/8	2
18217	3	1 3/4	4 1/4 x 8 13/16	17	20	1 3/4	2	
18218	1	3	7 x 9	27	33	3 OD		
18219	2	3	7 x 9	24	29 1/2	2 3/4 OD	2 5/8	2
18220	11	2 1/2	4 1/4 x 9 3/4	21	35	2 1/4 OD	2 7/8	
18221	11	2 1/2	4 1/4 x 9 3/4	21	35	2 1/4 OD		
18222	1	1 3/4	7 x 9	12	15 1/2	1 1/2		
18223	2	3	7 x 9	20	24	2 1/2	2 5/8	2
18224	11	2	4 1/4 x 9 3/4	22	26	2	2 7/8	
18225	2	2 OD	7 x 9	20	30	2	2 5/8	2
18226	11	1 5/16 OD	4 1/4 x 8 13/16	13	25	1 1/2 OD	2 5/8	
18227	1	1 7/8	4	17	21	1 7/8		
18228	11	3	4 1/4 x 9 3/4	24	37 3/8	2 5/8 OD	2 7/8	
18229	11	3	4 1/4 x 9 3/4	24	29	3	2 7/8	
18230	11	2 1/4	4 1/4 x 9 3/4	19	25 3/4	2 1/4	2 7/8	
18231	2	2 1/2	7	25	32 1/2	2 1/4	1 3/4	1 3/4
18232	21	2 1/4	4 1/4 x 9 3/4	19	24	2	2 7/8	



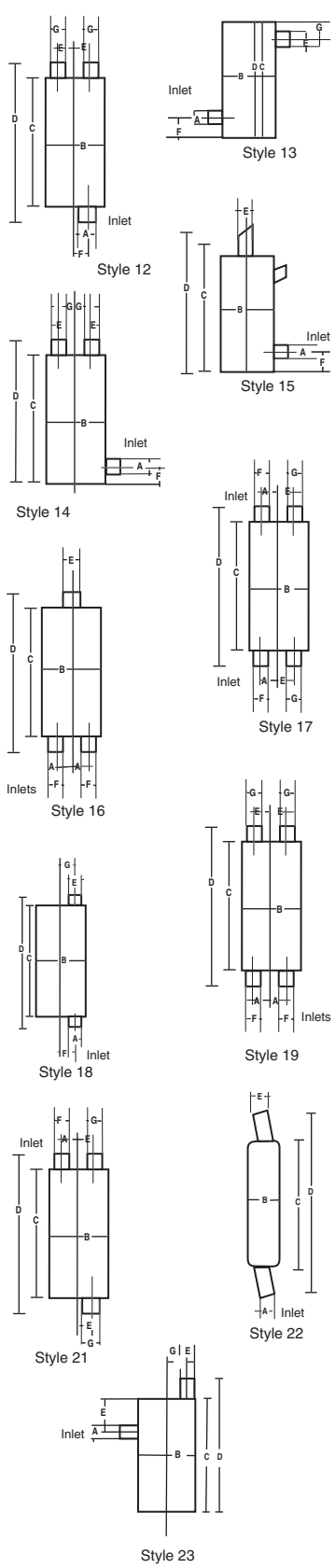
▲ Arc Welded.  
□ Welded Heat Shield.

❖ Resonator.  
# Special Style, not shown.

AS Aluminized Spout.  
ST Stainless Tip.

WF Welded Flange.

# TABLE 1 - MUFFLER SPECIFICATIONS BY PART NUMBER



Part No.	Style	Inlet ID (A)	Shell Dia. (B)	Shell Length (C)	Overall Length (D)	Outlet ID (E)	Inlet Offset (F)	Outlet Offset (G)
18233	2	2	4¼ x 9¾	14	18½	2	2⅞	2⅞
18234	2	2¼	4¼ x 9¾	19	23	2	2⅞	2⅞
18235	2	2¼	4¼ x 9¾	18	23	2¼	2⅞	2⅞
18236	2	2¼	4¼ x 9¾	17	20½	2¼	2⅞	2⅞
18237	11	2	4¼ x 8 <sup>13</sup> / <sub>16</sub>	18	25	2	2⅞	2⅞
18238	2	2	6	25	33	2	1½	1½
18239	6	2¼	7	25	29½	2	1¾	1¾
18241	11	1¾	5½ x 11	16	21½	1¾	1½	1½
18243	3	1⅞	4¼ x 8 <sup>13</sup> / <sub>16</sub>	19	23	1 <sup>19</sup> / <sub>16</sub> OD	2	2
18244	2	2¼	4¼ x 8 <sup>13</sup> / <sub>16</sub>	15	18	2¼	2⅞	2
18245	2	2¼	7	24	29¼	2¼	1¾	1¾
18246	11	2	4¼ x 9¾	16	27 <sup>19</sup> / <sub>16</sub>	2 OD	3	3
18247	2	2	4¼ x 9¾	15	18½	1¾	2⅞	2⅞
18248	2	2	4¼ x 9¾	17	20½	1⅞	2⅞	2⅞
18249	12	1¾	4¼ x 9¾	18	21	1½	3¾	3¾
18250	11	2	5½ x 11	18	28½	2 OD	1½	1½
18251	2	2	7	21	24	2	1¾	1¾
18253	2	2	5	19	24	2	1¼	1¼
18255	2	2½	4¼ x 9¾	21	26	2¼	2⅞	2⅞
18256	2	1¾	4¼ x 9¾	21	24	1¾	2⅞	2⅞
18257	12	1⅞	7 x 9	18	19½	1½	1	1
18258	12	2	4¼ x 9¾	15	26¾	2 OD	3	3
18260	11	2¼	4¼ x 9¾	16	27¼	2¼	2⅞	2⅞
18261	11	2½	4¼ x 9¾	16	23	2½	2⅞	2⅞
18262	12	1¾	7 x 9	16	23¾	1½ OD	1	1
18263	2	2½	7	24	29¼	2	1¾	1¾
18264	2	2½ OD	7	20	24½	2½ OD	1¾	1¾
18265	1	2 OD	7 x 9	20	24½	2 OD	2	2
18266	6	2	5½ x 11	16	25¼	1¾ OD	2	2
18267	3	2¾	7 x 9	26	32	2½	2	2
18269	2	2¾	7 x 9	22	26½	2¾	2⅞	2
18270	3	2¼	4¼ x 9¾	21	25½	2	2⅞	2⅞
18271	11	2	4¼ x 9¾	16	27	2	2⅞	2⅞
18273	2	1⅞	6	15	19½	2	1½	1½
18274	2	2½	4¼ x 9¾	21	26½	2¼	2⅞	2⅞
18275	11	2	4¼ x 9¾	19	23¾	2	2⅞	2⅞
18276	2	2	4¼ x 9¾	15	19½	2	2⅞	2⅞
18277	11	2¼	4¼ x 9¾	21	33	2 OD	2⅞	2⅞
18279	3	1¾	3¼ x 7¾	19	26¾	1¾ OD	2½	2½
18280	11	2¼	4¼ x 9¾	21	26	2	2⅞	2⅞
18281	2	2	6	13	18¾	2 OD	½	½
18282	11	2	4¼ x 9¾	18	22¼	1¾	2⅞	2⅞
18283	2	1¾	6	20	23½	1¾	1½	1½
18284	6	1¾	4¼ x 8 <sup>13</sup> / <sub>16</sub>	16	19½	1½	1½	1½
18285	2	2	5	18	21	2	1¼	1¼
18288	2	2	6	17	20	2	1½	1½
18289	11	1½ OD	4¼ x 8 <sup>13</sup> / <sub>16</sub>	15	26	1¾	2⅞	2⅞
18290	12	1½	7	16	29 <sup>9</sup> / <sub>16</sub>	1½	1¾	1¾
18292	2	1⅞	6	17	25	1⅞ OD	1½	1½
18293	2	2½	4¼ x 9¾	21	26	2 OD	2⅞	2⅞
18295	11	2	4¼ x 9¾	22	25	2	2⅞	2⅞
18296	12	2¼	4¼ x 9¾	17	28¼	2 OD	2⅞	2⅞
18297	6	2	5½ x 11	14	20	1½ OD	2	2
18298	2	2¼	7	25	31¼	2¼	1¾	1¾
18299	11	1¾	4¼ x 8 <sup>13</sup> / <sub>16</sub>	13	19¾	1½ OD	2⅞	2⅞
18301	2	2⅞	4¼ x 8 <sup>13</sup> / <sub>16</sub>	18	21½	1¾	2⅞	2
18303	2	2	4¼ x 9¾	19	23½	2	2⅞	2⅞
18304	12	1¾	4¼ x 9¾	19	22	1½	2⅞	2⅞
18305	11	1¾	3¼ x 7¾	17	26	1½ OD	2½	2½
18306	2	2	7	25	29	2 OD	1¾	1¾
18309	12	2¼	7	18	29 <sup>9</sup> / <sub>16</sub>	1⅞ OD	1¾	1¾
18312	1	2¼	5	18	34¼	2¾ OD	2	2
18315	2	1¾	4¼ x 9¾	16	20½	1⅞ OD	2⅞	2⅞
18316	11	2	4¼ x 8 <sup>13</sup> / <sub>16</sub>	11	18¼	1¾ OD	2⅞	2⅞
18317	1	2	4	15	20	2⅞ OD	2	2
18319	2	2¼	6	25	31	2	1½	1½
18321	11	2 OD	5½ x 11	16	26 <sup>11</sup> / <sub>16</sub>	2 OD	1½	1½
18322	2	1⅞	7	15	18	1⅞	1¾	1¾
18323	11	1½	4¼ x 8 <sup>13</sup> / <sub>16</sub>	15	21	1¾	2⅞	2⅞
18326	2	1⅞	7	15	22	1½ OD	1¾	1¾
18327	1	2 OD	5½ x 11	16	23½	1¾	1¾	1¾
18328	2	1¾	6	20	23¾	1⅞ OD	1½	1½
18329	2	1½	4¼ x 8 <sup>13</sup> / <sub>16</sub>	13	19¾	1½ OD	2⅞	2⅞
18330	2	1⅞	7	15	18	1⅞	1¾	1¾

▲ Arc Welded.  
□ Welded Heat Shield.

◆ Resonator.  
# Special Style, not shown.

AS Aluminized Spout.  
ST Stainless Tip.

WF Welded Flange.

GENERAL INFORMATION

PASSENGER CAR

LIGHT TRUCK

MUFFLER SPECS.

OPTIONAL MUFFLERS

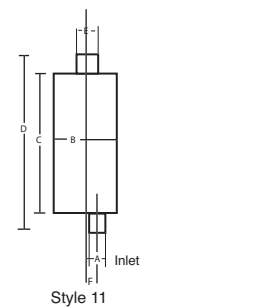
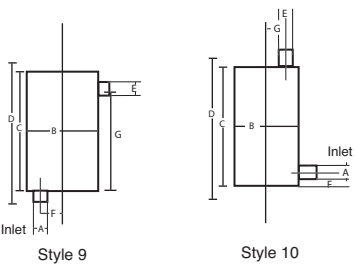
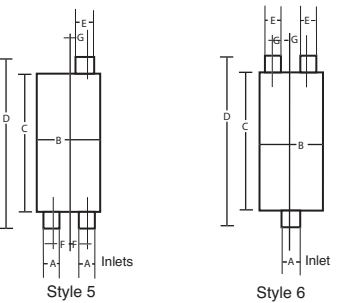
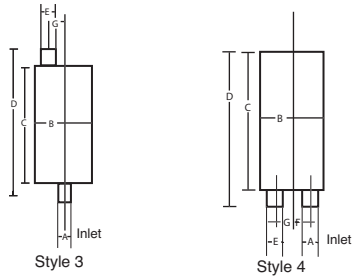
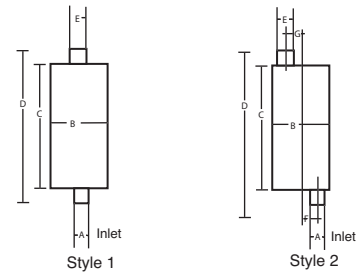
CONVERTER SPECS.

ACCESSORIES

FOOTNOTES

# TABLE 1 - MUFFLER SPECIFICATIONS BY PART NUMBER

Part No.	Style	Inlet ID (A)	Shell Dia. (B)	Shell Length (C)	Overall Length (D)	Outlet ID (E)	Inlet Offset (F)	Outlet Offset (G)
18331	2	1¼	6	15	19	1½	1½	1½
18333	1	2	7	25	29	2		
18334	2	1½ OD	5	16	30½	1½ OD	1¼	1¼
18335	2	2	4¼ x 9¾	19	22	2	2⅞	2⅞
18336	3	2¼	4¼ x 9¾	20	24	2¼	2⅞	
18337	6	2½	4¼ x 9¾	21	25½	2		
18338	11	2¼	4¼ x 9¾	21	26	2¼	2⅞	
18339	2	2½	4¼ x 9¾	19	23	2½	2⅞	2⅞
18340	11	2½	4¼ x 9¾	25	29¼	2¼	2⅞	
18341	3	2¼	4¼ x 9¾	17	20½	2¼	2⅞	
18342	11	2½	4¼ x 9¾	24	29	2½	2⅞	
18343	1	2	3¼ x 7¾	9	12	2		
18344	6	2½	4¼ x 9¾	21	32¼	2		
18345	11	2¼	4¼ x 9¾	19	23¾	2	2⅞	
18347	12	2½	4¼ x 9¾	25	31½	2	2⅞	
18348	2	2	7	20	24	2	1¾	1¾
18349	11	2	4¼ x 8 <sup>13</sup> / <sub>16</sub>	16	20¾	2½ OD	2⅞	
18350	11	1⅞	4¼ x 8 <sup>13</sup> / <sub>16</sub>	18	21¾	1⅞	2⅞	
18351	3	2	4¼ x 9¾	13	16¼	2¼	2⅞	
18353	11	2	4¼ x 8 <sup>13</sup> / <sub>16</sub>	12	23¼	1⅞	2	
18354	2	3	7 x 9	18	25	3 OD	1¾	1¾
18355	11	1¾	4¼ x 9¾	20	24	2	2⅞	
18357	2	2¼	7	25	29¼	2¼	1¾	1¾
18358	11	2	4¼ x 9¾	18	33½	2 OD	2⅞	
18359	18	2	3¼ x 7¾	9	11½	2	2½	2½
18361♣	1	2¼	4	16	20¾	2¼		
18362♣	1	1⅞	4	17	23	1⅞		
18363	12	2	7 x 9	15	16½	1½	1	
18364	3	1½ OD	4¼ x 8 <sup>13</sup> / <sub>16</sub>	14	39¾	1½ OD	2	
18365	11	2	4¼ x 9¾	17	27¾	1¾ OD	2⅞	
18366	1	1½	4¼ x 8 <sup>13</sup> / <sub>16</sub>	11	14½	1½		
18367	1	2	4¼ x 8 <sup>13</sup> / <sub>16</sub>	11	22	2 OD		
18368	12	2½	4¼ x 9¾	28	37¾	2¼ OD		
18369	1	1⅞	4¼ x 8 <sup>13</sup> / <sub>16</sub>	16	19	1⅞		
18370	2	2 OD	6	15	20¾	1¾	1½	1½
18371	2	3	8⅞	25	42½	3	2	2
18372	2	1¾	4¼ x 8 <sup>13</sup> / <sub>16</sub>	16	25	1¾	2⅞	
18373	11	2½	4¼ x 9¾	28	41	2½	2⅞	
18374	12	1⅞	5½ x 11	18	27⅞	1½	3¾	
18375	21	2½	4¼ x 9¾	19	24	2¼		
18376	3	1½	3¼ x 7¾	16	19¼	1½	2½	
18377	11	3	4¼ x 9¾	23	28½	2¾ OD	2⅞	
18378	3	2½	4¼ x 9¾	28	33	2½	2⅞	
18379	11	2	4¼ x 9¾	18	22	2¼	2⅞	
18381	11	2½	4¼ x 9¾	25	29	2½	2⅞	
18382	2	2	4¼ x 9¾	16	19	1¾	2⅞	2⅞
18385	11	2	4¼ x 9¾	21	26¼	2	2⅞	
18386	3	1½	3¼ x 7¾	14	18	1½	2½	
18387	3	2¼	4¼ x 9¾	19	23	2¼	2⅞	
18388	11	2¼	4¼ x 8 <sup>13</sup> / <sub>16</sub>	16	20¾	2¼ OD	2⅞	
18389	3	2	4¼ x 8 <sup>13</sup> / <sub>16</sub>	13	17	2⅞	2	
18390	11	2½	4¼ x 9¾	18	23	2¼	2⅞	
18391	2	2	7	19	27⅞	2 AS	1¾	
18392	2	1⅞	4¼ x 9¾	17	20¼	1¾	3	3
18393	2	2½ OD	4¼ x 9¾	21	35½	2¼	2⅞	2⅞
18394	2	1½	6	12	19½	1½	1½	1½
18395	3	2	4¼ x 9¾	16	20½	2 OD	2⅞	
18396	11	2	4¼ x 9¾	20	33¾	2 OD	2⅞	
18397	3	2	4¼ x 9¾	15	28⅞	2 OD	2⅞	
18398	11	2½	4¼ x 9¾	21	27	3⅞ OD	2⅞	
18399	11	2½	4¼ x 9¾	21	26½	2¼	2⅞	
18400	2	2	6	13	40¼	1¾	1½	1½
18402	2	2	7	25	28	1¾	1¾	1¾
18403	11	2¼	4¼ x 9¾	17	21	2¼	2⅞	
18405	3	2¼	4¼ x 8 <sup>13</sup> / <sub>16</sub>	19	23	2⅞ OD	2	
18406	3	2½	4¼ x 9¾	21	25	2½	2⅞	
18407	2	2	4¼ x 9¾	19	22¼	2	2⅞	2⅞
18409	11	2½	4¼ x 9¾	21	24	2¼	2⅞	
18410	2	1¾	4¼ x 8 <sup>13</sup> / <sub>16</sub>	15	25⅞	1¾	2⅞	2
18411	2	1½	7	15	24¼	1½	2	1¾
18414	2	2	4¼ x 8 <sup>13</sup> / <sub>16</sub>	14	17¼	2	2⅞	2
18415	2	1¾	4¼ x 8 <sup>13</sup> / <sub>16</sub>	13	15¼	1¾ OD	2⅞	2
18416	11	2¼	4¼ x 9¾	20	24	2¼	2⅞	
18417	6	2¼	4¼ x 9¾	14	31⅞	2¼ OD		



▲ Arc Welded.  
□ Welded Heat Shield.

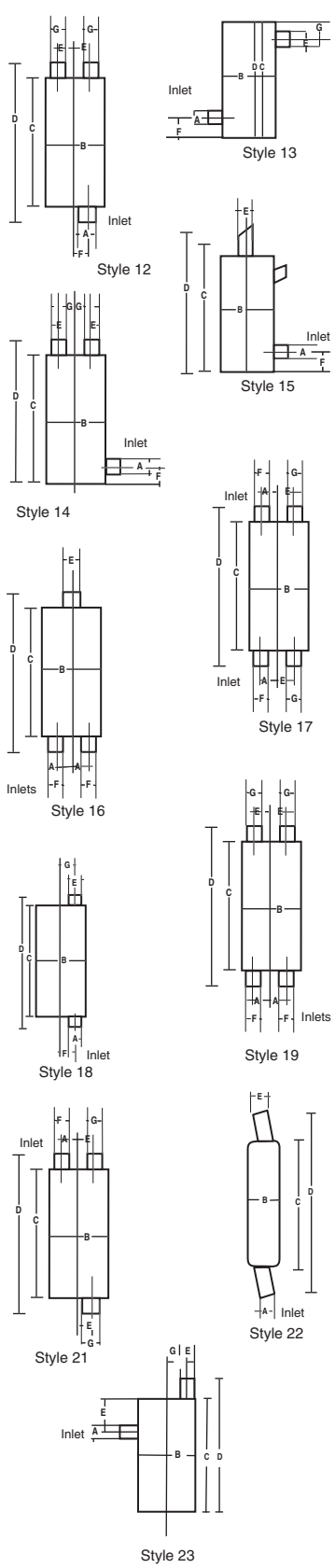
♣ Resonator.  
# Special Style, not shown.

AS Aluminized Spout.  
ST Stainless Tip.

WF Welded Flange.



# TABLE 1 - MUFFLER SPECIFICATIONS BY PART NUMBER



Part No.	Style	Inlet ID (A)	Shell Dia. (B)	Shell Length (C)	Overall Length (D)	Outlet ID (E)	Inlet Offset (F)	Outlet Offset (G)
18418	6	2 1/4	4 1/4 x 9 3/4	14	29 3/8	2 1/4 OD		
18419	3	2	4 1/4 x 9 3/4	15	35 1/2	2 OD	2	
18421	2	1 1/2	4 1/4 x 8 13/16	13	16	1 1/2	2 5/8	2
18422	3	2	7 x 9	13	21 1/2	2 AS		3/8
18423	11	1 3/4	4 1/4 x 8 13/16	16	19 3/4	1 3/4	2 5/8	
18424	2	1 1/2	6	12	16	1 1/2	1 1/2	1 1/2
18425	2	2 1/4	4 1/4 x 9 3/4	21	25	2 1/4	2 7/8	2 7/8
18426	3	2 1/2	4 1/4 x 8 13/16	13	17 1/2	2 1/8	2	
18427	1	1	4 1/4 x 8 13/16	16	20	1 5/8		
18428	2	1 3/4	7	16	23 3/8	1 7/8	1 3/4	1 3/4
18429	12	1 3/4	6	30	44 3/8	1 1/2 OD	1 1/2	
18430	2	2 1/2	7	32	37 3/4	2 1/4	1 3/4	1 3/4
18431	11	2	4 1/4 x 9 3/4	14	17	1 7/8	2 7/8	
18432	11	2	4 1/4 x 9 3/4	21	32 5/8	2 OD	2 7/8	
18433	11	2 1/4	4 1/4 x 9 3/4	16	27	2 OD	3	
18434	1	1 3/4	4 1/4 x 8 13/16	17	21	2		
18435	2	1 3/4	6	15	18	1 3/4	1 1/2	1 1/2
18437	2	2	4 1/4 x 9 3/4	19	24 1/2	2	2 7/8	2 7/8
18439	11	2	5 1/2 x 11	18	27 1/2	1 3/4	4	
18440	11	2 1/2	4 1/4 x 9 3/4	21	31 1/2	2 1/4 OD	3	
18441	11	2	5 1/2 x 11	18	29 1/4	2 OD	4	
18442	3	2 1/4	4 1/4 x 9 3/4	16	19 1/4	2 1/4	2 7/8	
18444	3	2 1/4	4 1/4 x 9 3/4	20	24	2 1/4	3	
18446	11	1 3/4 OD	5 1/2 x 11	13	32	1 7/8 OD	4	
18447	11	2	5 1/2 x 11	19	29 1/4	2	4	
18448	2	1 3/4	5 1/2 x 11	18	27 5/8	1 5/8	4	3 3/4
18449	2	1 5/8	5	19	25 1/2	1 7/8 OD	1	1 1/4
18450	11	2 OD	5 1/2 x 11	17	28 7/8	2 OD	4	
18451	11	2 1/4 OD	5 1/2 x 11	27	32 1/2	2 1/4 OD	4	
18453	7	1 1/2	4 1/4 x 8 13/16	11	28	1 1/2 OD		
18454	3	2 1/2	7 x 9	26	32	2 1/2	2	
18455	3	2 1/2	7 x 9	18	22	2 1/2	2	
18456	3	2 1/2	7 x 9	16	21	2 1/2	2	
18457	3	2 1/2	4 1/4 x 9 3/4	23	26 1/2	2	2 7/8	
18458	3	2 1/4	5 1/2 x 11	23	26 1/2	2	4	3 1/2
18459	11	2 1/2	4 1/4 x 9 3/4	21	32	2 1/4 OD	3	
18460	11	2 1/4	4 1/4 x 9 3/4	21	33	2 OD	3	
18461	11	2 1/4 OD	4 1/4 x 9 3/4	20	25 1/2	2 1/4	3	
18462	2	2 1/2	4 1/4 x 9 3/4	26	32	2 1/4 OD	3	2 7/8
18463	11	2 1/4	4 1/4 x 9 3/4	19	25	2 OD	3	
18464	11	2	4 1/4 x 9 3/4	20	24	2	3	
18465	3	2 1/4	4 1/4 x 9 3/4	18	25	2 1/4 OD	3	
18466	2	2 1/2	7	26	31	2 1/4	2	1 3/4
18467	6	2	7 x 9	19	30	1 3/4	2	
18469	2	1 3/4	7 x 9	12	15	1 1/2	2	2
18470	1	2	4 1/4 x 8 13/16	18	47 5/8	2 OD		
18471	12	2	7 x 9	19	33	2	3	2
18472	11	1 3/4	5 1/2 x 11	18	25	1 3/4	4	
18473	1	1 7/8 OD	4 1/4 x 8 13/16	17	51 1/4	1 7/8 OD		
18474	3	2	7 x 9	18	21 1/4	1 3/4	2	
18475	3	2	7 x 9	18	21 1/4	1 3/4	2	
18476	2	2	7	18	21	2	1 3/4	1 3/4
18478	11	2	5 1/2 x 11	16	24	1 3/4 OD	3 3/4	
18479	11	1 3/4	4 1/4 x 9 3/4	15	21	1 7/8 OD	2 7/8	
18483	11	2	4 1/4 x 9 3/4	18	33 7/16	2 OD	3	
18491	4	1 3/4	6	13	16 1/2	1 3/4	1 1/2	1 1/2
18493	11	2 1/2	4 1/4 x 9 3/4	16	29	2 1/4	2 7/8	
18495	3	1 3/4	4 1/4 x 8 13/16	17	41 3/16	1 7/8	2	
18499	11	2 1/4	4 1/4 x 9 3/4	19	24 1/4	2 1/4	2 7/8	
18527	11	1 7/8 OD	4 1/4 x 8 13/16	15	18	1 7/8 OD	2 5/8	2
18528	11	1 7/8 OD	4 1/4 x 9 3/4	12	14 1/2	1 7/8 OD	2 7/8	
18550	11	2 1/4	4 1/4 x 9 3/4	21	34 1/4	2 1/4	2 7/8	
18551	11	2 1/2	4 1/4 x 9 3/4	21	32 5/8	2 1/4 OD	2 7/8	
18552	12	1 7/8	7	15	24 3/8	1 1/2	2	2 1/4
18553	2	2	6	25	29	2	1 1/2	1 1/2
18557	10	2 OD	7 x 9	24	32 5/8	2 OD		
18558	2	1 3/4 OD	7 x 9	13	42	1 3/4 OD		
18559	3	2 1/4	4 1/4 x 9 3/4	25	37	2	2 7/8	
18560	3	2 OD	4 1/4 x 9 3/4	20	28 1/4	2 OD	2 7/8	
18561	2	1 3/4	7 x 9	13	42	1 3/4 OD		
18562	2	2 OD	5 1/2 x 11	18	57	1 5/8 OD		
18563	2	1 5/8	7	19	34 1/2	1 7/8 OD		
18564	16	2 1/4 OD	5 1/2 x 11	20	39	2	3 1/2 (2)	
18565	3	2 1/4	4 1/4 x 9 3/4	25	30	2	2 7/8	

▲ Arc Welded.  
□ Welded Heat Shield.

❖ Resonator.  
# Special Style, not shown.

AS Aluminized Spout.  
ST Stainless Tip.

WF Welded Flange.

GENERAL INFORMATION

PASSENGER CAR

LIGHT TRUCK

MUFFLER SPECS.

OPTIONAL MUFFLERS

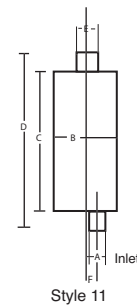
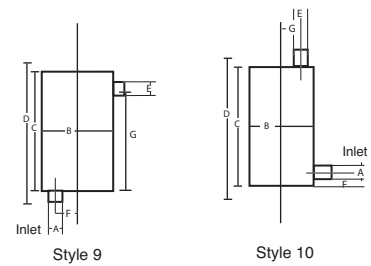
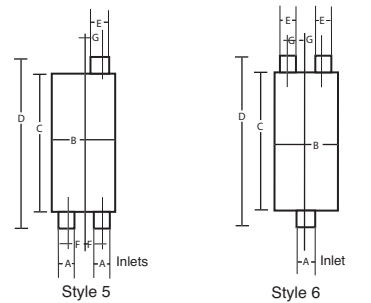
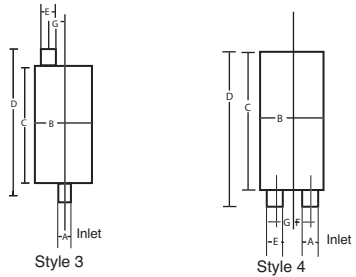
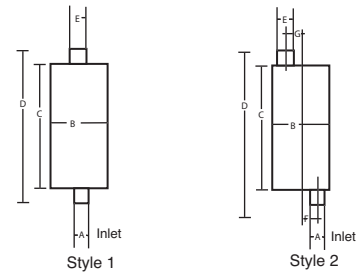
CONVERTER SPECS.

ACCESSORIES

FOOTNOTES

# TABLE 1 - MUFFLER SPECIFICATIONS BY PART NUMBER

Part No.	Style	Inlet ID (A)	Shell Dia. (B)	Shell Length (C)	Overall Length (D)	Outlet ID (E)	Inlet Offset (F)	Outlet Offset (G)
18566	2	2½	7 x 9	17	20¾	2½	1	1
18567	11	2	5½ x 11	19	34¾	2 OD	1½	
18568	3	2¼	4¼ x 9¾	20	24½	2¼	2⅞	
18569	11	1½	7 x 9	14	27¾	1½ OD	2	1
18570	2	2½	7 x 9	30	37½	2½	1	1
18571	4	2	7 x 9	22	23¾	2	2	2
18572	2	1¾	5½ x 11	12	19¾	1¾ OD	3½	
18573	11	2	4¼ x 9¾	21	25½	2	2⅞	
18574	3	2¼	4¼ x 9¾	18	21½	2¼	⅝	2⅞
18575	11	2	4¼ x 9¾	21	25½	2	2⅞	
18576	2	1⅞	7 x 9	14	17¼	2¼	1	1
18577	2	2½	7 x 9	22	26	2½	1⅞	1
18578	11	2	5½ x 11	20	36½	2 OD	3½	
18579	2	2	4¼ x 9¾	20	20	2		
18580	2	1½ OD	7	16	45	1½ OD		
18581	11	2 OD	5½ x 11	16	27¼	2 OD	3¾	1
18582	2	1⅞	7	16	29⅞	1¾ OD		
18583	11	2	5½ x 11	20	38⅞	2 OD	3½	
18584	11	2	5½ x 11	20	36½	2 OD	3½	
18585	2	1¾ OD	7 x 9	13	32½	1¾ OD		
18586	3	1¾ OD	4¼ x 8¼	20	74	1¾ OD		
18587	2	2	7	21	61⅞	2¼ OD		
18588	11	2	4¼ x 9¾	21	25	2	2⅞	
18589	2	2	4¼ x 9¾	19	25⅞	2 OD	2⅞	2⅞
18590	2	2½	7 x 9	30	33¼	2½	1	1
18591	2	2	7 x 9	20	24	2	2	2
18592	11	2	5½ x 11	20	38⅞	2 OD	3½	
18593	16	2¼	4¼ x 9¾	20	26⅞	2	2⅞ (2)	
18594	2	2½	7 x 9	22	26¼	2½	1	1
18595	2	2 OD	7 x 9	20	50¾	2 OD		
18596	2	2½	7	24	29	2¼	1¾	1¾
18597	2	2 OD	5½ x 11	16	29¾	1⅞ OD		
18598	2	2¼	4¼ x 9¾	19	23	2	3	3
18599	2	2¼	4¼ x 9¾	19	23	2	3	3
18800	2	2	4¼ x 9¾	19	27¼	2 OD	2⅞	2⅞
18801	2	1⅞	7 x 9	14	17¼	2¼	1	1
18802	11	2 OD	5½ x 11	15	24½	2 OD	3¾	1
18803	2	1¾ OD	4¼ x 8¼	13	45	1½ OD		
18804	11	2	5½ x 11	20	36½	2 OD	3½	
18805	5	2	7 x 9	22	26	2¾ OD	1	1
18806	2	2 OD	5½ x 11	18	24⅞	2 OD	3¾	3¾
18807	12	2 OD	7 x 9	23	53½	1½ OD		
18808	2	2	5½ x 11	21	19¾	2 OD	3½	
18809	2	1¾ OD	5½ x 11	18	56¼	1¾ OD		
18810	2	2¼	7 x 9	20	24	2½	2	2
18811	11	2	4¼ x 9¾	20	46⅞	2 OD		
18812	2	2 OD	7 x 9	20	47	2 OD		
18813	11	2¾ OD	5½ x 11	27	32½	2¼ OD	3½	
18814	11	2	7 x 9	20	43	2 OD		
18815	5	2 OD	5½ x 11	20	30½	2¼	3½(2)	
18816	2	1¾	7 x 9	13	35	1¾ OD		
18817	11	2¼	4¼ x 9¾	22	27	2¼ OD	3	
18818	2	2 OD	5½ x 11	17	57	1½ OD		
18819	2	2½	7	26	31	2½	1¾	1¾
18820	12	2 OD	5½ x 11	15	28	2¼ OD	3½	
18821	2	2 OD	7 x 9	22	56	2 OD		
18822	2	2 OD	7 x 9	14	29	2¼ OD	2	1
18823	2	2¾	7 x 9	24	29	2¾ OD	1⅞	1⅞
18824	5	2	7 x 9	24	29	2¾ OD	2	
18825	2	2¼	7 x 9	20	62	2 OD		
18826	2	2 OD	7 x 9	15	28	2¼ OD	2	1
18827	11	2¼	4¼ x 9¾	19	32¾	2¼ OD	2⅞	
18828	2	2 OD	5½ x 11	20	39¾	2 OD		
18829	2	3 OD	7 x 9	24	35⅞	2½	2	2
18830	3	1¾	4¼ x 8¼	18	56	1¾ OD		
18831	2	2½	4¼ x 9¾	21	24	2¼	2⅞	2⅞
18832	2	2	5½ x 11	20	40⅞	2 OD		
18833	3	2¼	4¼ x 9¾	25	30	2	2⅞	
18834	2	1¾	7 x 9	16	23	1¾	2	2
18836	2	2	4¼ x 9¾	18	21¼	1⅞	2⅞	2⅞
18839	3	2	4¼ x 9¾	20	22	2 OD	2⅞	2AS
18841	12	2 OD	7	17	29	1⅞ OD	2¼	2¼
18842	3	2½	4¼ x 9¾	14	24	2¼	2⅞	
18843	11	2 OD	4¼ x 8¼	13	40	2 OD		



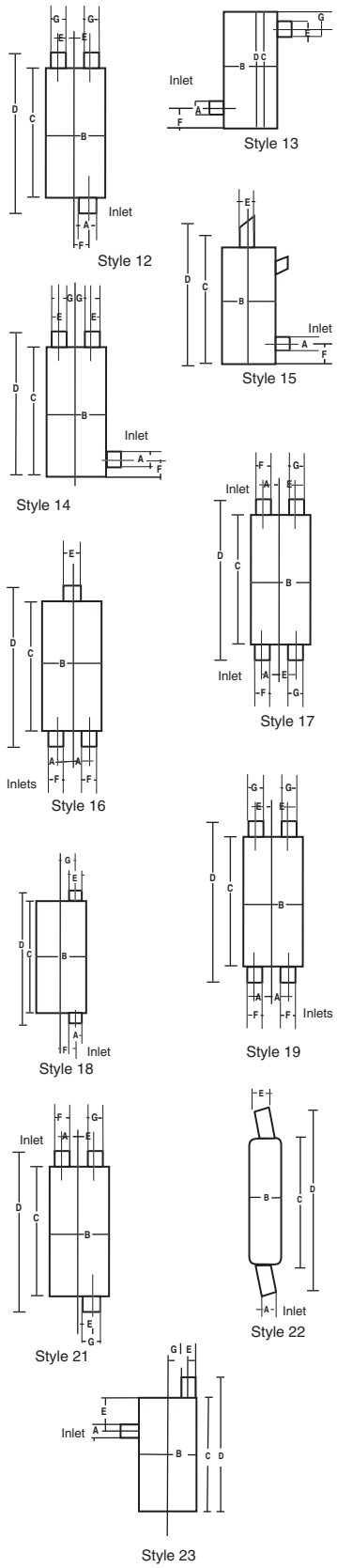
▲ Arc Welded.  
□ Welded Heat Shield.

❖ Resonator.  
# Special Style, not shown.

AS Aluminized Spout.  
ST Stainless Tip.

WF Welded Flange.

# TABLE 1 - MUFFLER SPECIFICATIONS BY PART NUMBER



Part No.	Style	Inlet ID (A)	Shell Dia. (B)	Shell Length (C)	Overall Length (D)	Outlet ID (E)	Inlet Offset (F)	Outlet Offset (G)
18844	12	2½	4¼ x 9¾	23	27½	2	2⅞	2⅞
18845	11	2	4¼ x 9¾	20	25¼	2	2⅞	
18846	2	1¾ OD	7 x 9	20	26½	2 OD		
18847	2	2	4¼ x 9¾	14	17½	1⅞	2⅞	2⅞
18848	2	2	4¼ x 9¾	16	19	2	2⅞	2⅞
18849	10	2¼	5½ x 11	20	27¼	2 OD		
18850	10	2¼	5½ x 11	20	27¼	2¼ OD		
18851	11	1¾	5½ x 11	13	15½	1¾		3¾
18852	10	2¼ OD	5½ x 11	20	28⅞	2 OD	1½	
18853	1	4	8⅞	25	33½	3	2	1¾
18854	14	2¼ OD	5½ x 11	20	28	1¾		
18855	14	2 WF	5½ x 11	20	33⅞	1¾	1½	
18856	1	2	4¼ x 8⅞	18	34⅞	2		
18857	2	2 WF	7 x 9	18	49⅞	1¾ OD		
18858	2	2	7	17	41⅞	1⅞ OD		
18859	2	1⅞ OD	5½ x 11	13	39⅞	1¾ OD		
18860	2	2 OD	7 x 9	16	39	2 OD		
18862	2	1¾ OD	7 x 9	12	33	1½ OD		
18865	2	1⅞ OD	7 x 9	18	52¼	1½ OD		
18866	11	1¾ OD	4¼ x 8⅞	13	42	1½ OD		
18867	2	1¾ OD	7 x 9	12	42¼	1½ OD		
18875	2	2 OD	5½ x 11	18	42⅞	2 OD		
18876	2	1½ OD	4¼ x 9¾	17	38¾	1½ OD		
18877	2	1⅞ OD	5½ x 11	18	42⅞	2 OD		
18878	2	1⅞ OD	7 x 9	18	51¾	1½ OD		
18879	2	1¾ OD	5½ x 11	18	57⅞	1¾ OD		
18881	2	2 OD	7 x 9	15	49⅞	1½ OD		
18883	2	2 OD	11½ x 9	14	40¼	1½ OD		
18884	2	1⅞ OD	7	15	45¼	1⅞ OD		
18885	11	2¼ OD	5½ x 11	19	30¼	2 OD	3¾	
18886	2	2 OD	5½ x 11	19	46¼	2 OD		
18887	2	3	7 x 9	22	27½	3	1¾	1¾
18888	3	2	5½ x 11	20	74⅞	2 OD		
18889	2	2½ OD	7 x 9	24	28	2½ OD		
18890	2	2½ OD	7 x 9	30	37½	2½ OD		
18891	11	2¼	5½ x 11	17	49⅞	2¼ OD		
18892	11	2¼ OD	4¼ x 8⅞	28	41¼	2¼	2	
18893	2	2¼	5½ x 11	15	29	2¼ OD	3¾	1
18894	2	2¼	4¼ x 9¾	19	26⅞	2 OD	2⅞	2⅞
18895	2	2¼ OD	5½ x 11	15	27¾	2¼ OD		
18896	3	2¼ OD	4¼ x 9¾	18	35	2¼ OD		
18897	2	2½	7 x 9	25	37	2¼ OD		
18898	3	2½	5½ x 11	27	44⅞	2½ OD	3½	
18899	2	1¾ OD	5½ x 11	17	32¾	1¾ OD		
18900	11	2¼	4¼ x 8⅞	28	30	2¼	2	
18901	2	2¼ OD	5½ x 11	21	57	2¼ OD		
18903	2	2 OD	5½ x 11	19	30½	2 OD	3¾	1
18904	2	1⅞ OD	5½ x 11	18	26¼	2 OD		
18905	2	1¾ OD	7 x 9	15	39¼	1¾ OD		
18906	2	2½	7 x 9	24	29	2¾ OD	2⅞ (2)	1
18907	11	2¼	5½ x 11	16	29¾	2	3½	
18908	2	2 OD	7 x 9	19	36½	2 OD		
18909	11	2¼ OD	5½ x 11	20	31⅞	2¼	3½	
18910	1	2	4¼ x 8⅞	22	35½	2 OD		
18911	2	1¾	7 x 9	13	23	1⅞ OD		
18912	2	2¼	5½ x 11	17	21¾	2¼	3½	3½
18913	11	2½	5½ x 11	20	24	2¼	3½	
18914	2	2½	7 x 9	24	28	2½	1	1
18915	3	2¾ OD	5½ x 11	27	38½	2½	3½	
18916	2	2¼	7 x 9	16	35¼	2¼ OD		
18917	3	2¼	4¼ x 9¾	18	28	2	3	
18918	3	2½	5½ x 11	26	29½	2½	3½	
18919	2	2 OD	5½ x 11	17	29¼	2 OD		
18920	2	2½	5½ x 11	17	21¾	2½ OD	3½	3½
18921	2	2½	7 x 9	22	26	2¼	1	1
18922	2	2 OD	7 x 9	17	46¼	2 OD		
18924	2	2¼ OD	7 x 9	21	84½	2 OD		
18925	16	2¼	3¼ x 7¾	16	21¼	2½ OD		
18926	16	2¼	3¼ x 7¾	16	21¼	2¼ OD	1½ (2)	
18927	3	2¼	5½ x 11	19	47¾	1¾ OD		
18928	2	2¼ OD	7	24	34⅞	2¼	1¾	1¾
18929	2	2¼	7 x 9	24	28	2¼	1	2
18930	2	2⅞ OD	5½ x 11	20	43⅞	2 OD		
18931	3	2 OD	5½ x 11	20	63⅞	2 OD		

▲ Arc Welded.  
□ Welded Heat Shield.

◆ Resonator.  
# Special Style, not shown.

AS Aluminized Spout.  
ST Stainless Tip.

WF Welded Flange.

GENERAL INFORMATION

PASSENGER CAR

LIGHT TRUCK

MUFFLER SPECS.

OPTIONAL MUFFLERS

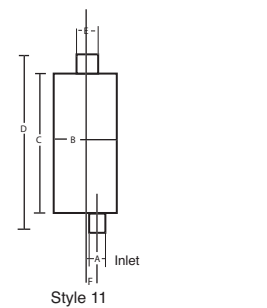
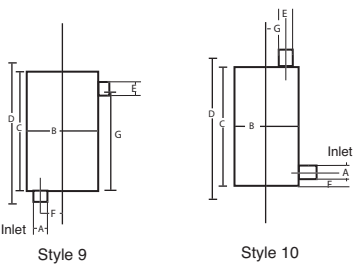
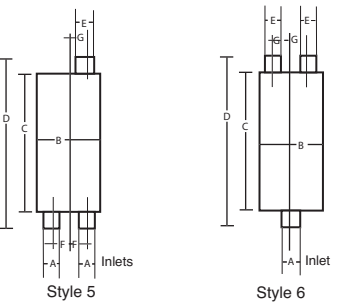
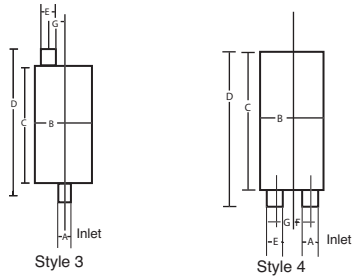
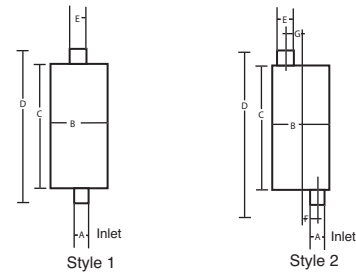
CONVERTER SPECS.

ACCESSORIES

FOOTNOTES

# TABLE 1 - MUFFLER SPECIFICATIONS BY PART NUMBER

Part No.	Style	Inlet ID (A)	Shell Dia. (B)	Shell Length (C)	Overall Length (D)	Outlet ID (E)	Inlet Offset (F)	Outlet Offset (G)
18932	13	2 1/16	4 1/4 x 9 3/4	20	86 3/4	2 1/8		
18933	2	2	4 1/4 x 9 3/4	16	27 5/8	2 OD		
18934	11	2 3/4 OD	4 1/4 x 9 3/4	20	25 1/2	2 1/4	2 7/8	
18935	2	1 7/8 OD	7	23	44 1/4	1 7/8 OD		
18936	2	3 OD	7	28	35 1/2	2	1 3/4	1 3/4
18937	2	2 1/2	7	16	41 7/8	1 3/4 OD		
18938	2	2 OD	7 x 9	17	49 7/8	1 3/4 OD		
18939	2	2 OD	7 x 9	18	47 7/8	2 OD		
18940	2	2	4 1/4 x 9 3/4	9	35 3/4	2 OD		
18941	2	2 3/4 OD	7 x 9	24	31 3/8	2 1/2	2	2
18942	11	2 1/4	4 1/4 x 8 13/16	28	32	2 1/4	2	
18943	2	1 3/4	7 x 9	15	37 1/4	2 OD		
18944	3	2 1/4 OD	5 1/2 x 11	25	30 1/8	2 1/4	3 1/2	
18945	11	2 1/4	5 1/2 x 11	17	33 1/4	2 OD		
18946	2	2 1/4 OD	7 x 9	21	74 1/2	2 1/4 OD		
18947	2	2 1/2	7 x 9	24	28	2 1/2		
18948	11	2 1/4	5 1/2 x 11	15	27 1/4	2 1/4 OD	3 3/4	1
18949	2	1 7/8	7 x 9	14	32 1/2	2 1/4 OD	1	1
18950	2	1 7/8	7 x 9	14	32 1/2	2 1/4 OD	1	1
18951	2	2	7 x 9	19	22 1/2	2	2	2
18952	3	2 1/2	4 1/4 x 9 3/4	26	30	2 1/4	2 7/8	
18953	11	2	5 1/2 x 11	13	25 3/4	2 OD	3 1/2	
18954	11	2 3/8	7 x 9	21	81 5/8	2 3/4 OD	2	
18955	2	2 1/2	7 x 9	30	34	2 1/2	1	1
18956	2	2 1/2	7 x 9	24	28	2 1/2	1 3/4	1 3/4
18957	3	2 5/8	7 x 9	24	28	2 5/8	2	
18958	2	3	7 x 9	24	32 1/2	3	2 5/8	2
18959	3	4 1/4 x 9 3/4	20	26 1/2	2 1/4	2 7/8		
18960	2	2	6	15	80 1/2	2 OD		
18961	2	2 1/2 OD	7	20	48	1 7/8 OD		
18962	1	2 OD	5	12	49 1/2	2 1/4 OD		
18963	16	1 3/4	5 1/2 x 11	18	39 1/2	2 OD		
18964	16	1 3/4	5 1/2 x 11	18	30	2 OD		
18965	2	3	7 x 9	26	38	3		
18966	5	2 OD	7 x 9	23	44	2 OD		
18967	2	2 OD	7 x 9	17	41	2 OD		
21012	2	1 5/8	6	10	18 1/2	1 1/2	1 1/2	1 1/2
21028	1	2	5	21	25 3/4	1 13/16 OD		
21030	2	2	7	17	20 1/2	2	2 1/4	
21031	11	2 1/4	4 1/4 x 9 3/4	13	23 3/4	1 7/8	2 7/8	
21034	4	2 1/8	7 x 9	17	19	2	2	2
21043	2	2 1/4	4 1/4 x 9 3/4	19	29 5/16	2	3	3
21044	3	2 3/4	7 x 9	18	24	2 1/2	2	
21045	3	2 1/4	4 1/4 x 9 3/4	21	26	2 1/4	2 7/8	
21046	2	2 3/4	7 x 9	24	29	2 3/4	2	2
21047	3	2 1/2	7 x 9	18	22	2 1/2	2	
21050	1	3	5	24	36	3 OD		
21054	11	3	4 1/4 x 9 3/4	24	29	3	2 7/8	
21056	11	3 OD	4 1/4 x 9 3/4	24	36 1/2	3 OD	2 7/8	
21063	11	2 1/2	4 1/4 x 9 3/4	22	31	2 1/2	2 7/8	
21064	3	2	4 1/4 x 8 13/16	18	21	2	1/2	
21066	11	2 1/4	4 1/4 x 9 3/4	22	27 3/8	2 1/4	3	
21075	12	3	7	28	32 1/2	2	1 3/4	1 3/4
21076	12	3	7	28	35 1/2	2	1 3/4	1 3/4
21079	12	3	7	28	39	2 1/4	1 3/4	1 3/4
21092	3	2 1/2	7 x 9	26	32	2 1/2	2	
21093	3	2 1/2	7 x 9	16	21	2 1/2	1	2
21094	6	2	7 x 9	19	21	1 3/4	2	
21097	2	2 1/2	6	29	35	2 1/2	1 1/2	1 1/2
21105	2	1 3/4	5 1/2 x 11	18	27 1/2	1 11/16	3 3/4	3 3/4
21108	11	2	7 x 9	13	21	1 3/4	2	
21109	2	2 1/2	4 1/4 x 9 3/4	19	23	2 1/2	3	3
21110	2	2 1/4	4 1/4 x 9 3/4	19	23	2	3	3
21111	2	2 1/4	4 1/4 x 9 3/4	19	23	2	3	3
21112	6	2	7 x 9	19	21	1 3/4	2	
21116	6	2 1/2	4 1/4 x 9 3/4	23	26 1/2	2 1/4	2 7/8	
21120	11	1 3/4	4 1/4 x 8 13/16	9	24 3/4	2 AS	2	
21121	16	2	4 1/4 x 9 3/4	20	41 1/2	2 ST	2 7/8	
21122	1	2 1/4	4	11 1/4	22 1/2	2 1/2 AS		
21123	11	2	4 1/4 x 9 3/4	20	33 3/4	1 3/4 AS	2 7/8	
21124	2	2	7 x 9	17	24 1/2	1 7/8	2	2
21125	2	2	7 x 9	17	24 1/2	1 7/8	2	2
21130	11	1 5/8 WF	4 1/4 x 8 13/16	12	23 1/2	1		
21132	1	2	4	11 1/4	24	2 AS		



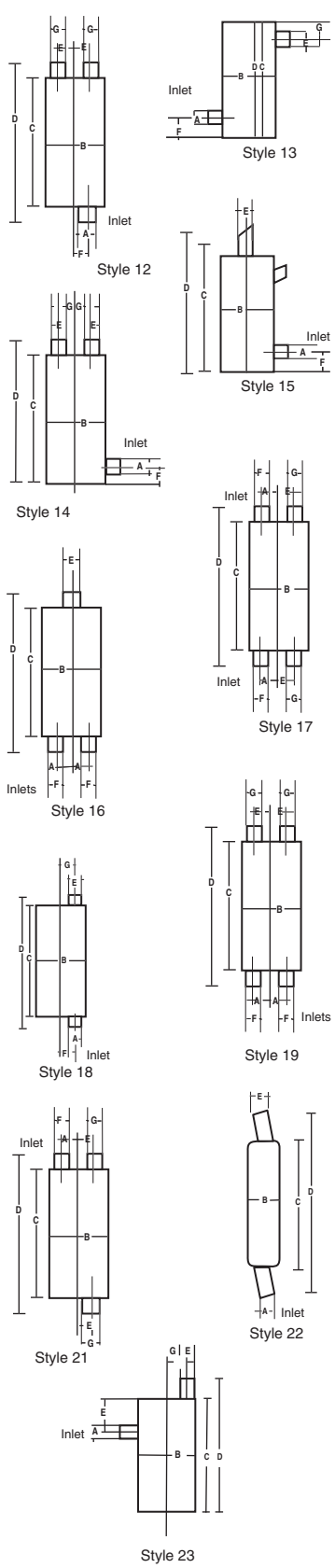
▲ Arc Welded.  
□ Welded Heat Shield.

❖ Resonator.  
# Special Style, not shown.

AS Aluminized Spout.  
ST Stainless Tip.

WF Welded Flange.

# TABLE 1 - MUFFLER SPECIFICATIONS BY PART NUMBER



Part No.	Style	Inlet ID (A)	Shell Dia. (B)	Shell Length (C)	Overall Length (D)	Outlet ID (E)	Inlet Offset (F)	Outlet Offset (G)
21133	1	2	4	11¼	24	2 AS		
21134	11	2½	4¼ x 9¾	21	32⅝	2¼ OD	2⅞	
21135	11	2	5½ x 11	19	29¼	2	3¾	1
21140	2	1¾	5½ x 11	12	19¾	1¾	3½	
21141	2	2	5½ x 11	12	19¾	2	3½	
21151	2	2½	6	23	27¾	2¼	1½	1½
21179	11	2¼	5½ x 11	23	26½	2	3½	
21180	2¼	2¼	5½ x 11	23	26½	2	3½	3½
21181	10	2 OD	5½ x 11	20	28⅝	2 OD	1½	
21182	11	2 OD	5½ x 11	19	34⅝	2 OD	1½	
21183	2⅝	2¼ OD	5½ x 11	19	33⅜	2 OD	3¾	1
21184	11	1½ OD	7 x 9	14	28	1½ OD	2	1
21185	14	2¼ OD	5½ x 11	20	36½	1¾ OD		
21186	12	2¼ OD	5½ x 11	19	31⅝	1⅝ OD	3¾	
21190	11	2	4¼ x 9¾	21	25½	2	2⅞	
21191	2¼	2¼	4¼ x 9¾	18	25	2¼ OD	3	
21192	11	2	4¼ x 9¾	21	25½	2	2⅞	
21193	11	2¼	4¼ x 9¾	21	34¼	2¼	2⅞	
21194	11	2¾ OD	4¼ x 9¾	20	25½	2¼	2⅞	
21195	11	2¾ OD	5½ x 11	27	32½	2¼	3½	
21196	2	2	7 x 9	20	24	2	2	2
21197	7	1½	4¼ x 8⅜	11	14½	1½ OD	½	
21198	2	2	5½ x 11	16	26	2¼ OD	3¾	
21199	2	2	4¼ x 9¾	16	19	2	2⅞	2⅞
21200	3	2¼	4¼ x 9¾	16	19¼	2¼	⅝	2⅞
21201	2	2	4¼ x 9¾	20	20	2		
21203	2	2	5½ x 11	15	26½	2¼	3¾	1
21204	11	2½	4¼ x 9¾	21	31⅜	2¼	2⅞	
21209	2	2	5½ x 11	15	26⅝	2¼ OD	3¾	1
21250	11	2 OD	5½ x 11	16	27⅜	2 OD	3¾	1
21252	11	2 OD	5½ x 11	15	24½	2 OD	3¾	1
21253	10	2¼	5½ x 11	20	27¼	2 OD	1	1
21254	10	2¼	5½ x 11	20	27¼	2¼ OD		
21257	7	1½	4¼ x 8⅜	11	28	1½ OD	½	
21259	2	2½	6	29	34¼	2⅝ OD	1½	1½
21262	11	2½	4¼ x 9¾	21	31½	2¼ OD	2⅞	
21263	11	2	5½ x 11	20	36½	2 OD	3½	
21264	11	2	5½ x 11	20	36½	2 OD	3½	
21265	11	2	5½ x 11	20	36⅝	2 OD	3½	
21266	11	2	5½ x 11	20	38⅝	2 OD	3½	
21267	11	2	5½ x 11	20	38⅝	2 OD	3½	
21272	3	2¼	4¼ x 9¾	25	30	2	2⅞	
21275	3	2¼	4¼ x 9¾	25	37	2	2⅞	
21276	3	2¼	4¼ x 9¾	20	24	2¼	3	
21277	2	2¼	4¼ x 8⅜	16	18½	2¼	2	2
21278	2	2¼	4¼ x 8⅜	16	18½	2¼	2	2
21279	2	2	4¼ x 9¾	19	25⅞	2 OD	2⅞	2⅞
21280	2	2	4¼ x 9¾	19	27⅜	2 OD	2⅞	2⅞
21282	5	2	7 x 9	24	29	2¾ OD	2	
21283	11	2¼	4¼ x 9¾	19	32¾	2¼	3	
21284	11	2	5½ x 11	18	27½	1¾ OD	3½	
21285	11	2	5½ x 11	18	29¼	2 OD	3½	
21286	2	2¼	7 x 9	20	24	2½	2	2
21289	5	2	7 x 9	22	26	2¾ OD	1	1
21290	2¼	2¼	4¼ x 9¾	18	28	2 OD	3	
21291	5	2	7 x 9	22	26	2¾ OD	1	1
21292	2	2½	7 x 9	22	26	2½	1⅞	1
21301	5	2 OD	5½ x 11	20	30½	2¼	3½ (2)	
21302	11	2½	5½ x 11	20	24	2¼	3½	
21303	11	2¼	4¼ x 9¾	22	38⅞	2 OD	3	
21304	11	2 OD	5½ x 11	20	35¾	2 OD	3	
21305	11	2 OD	5½ x 11	20	35¾	2 OD	3	
21306	2	3 OD	7 x 9	24	35⅜	2½	2	2
21307	10	2¼	5½ x 11	20	25¾	2⅝ OD		
21314	3	2	3¼ x 7¾	27	33¾	1⅜ OD	2½	
21315	2	2¼	7 x 9	20	24	2¼	2	2
21316	11	2 OD	4¼ x 9¾	16	28¼	2 OD	3	
21317	11	2 OD	4¼ x 9¾	16	28¼	2 OD	3	
21318	2	2 OD	7 x 9	15	27½	2¼ OD	2	1
21319	2	2 OD	7 x 9	14	29	2¼ OD	2	1
21320	2	1¾	4¼ x 9¾	19	25⅞	2 OD	2⅞	2⅞
21321	2	1¾	4¼ x 9¾	19	25⅞	2 OD	2⅞	2⅞
21322	2	1¾	4¼ x 9¾	19	27⅞	1¾ OD	2⅞	2⅞
21323	2	1¾	4¼ x 9¾	19	27⅞	1¾ OD	2⅞	2⅞

▲ Arc Welded.  
□ Welded Heat Shield.

❖ Resonator.  
# Special Style, not shown.

AS Aluminized Spout.  
ST Stainless Tip.

WF Welded Flange.

GENERAL INFORMATION

PASSENGER CAR

LIGHT TRUCK

MUFFLER SPECS.

OPTIONAL MUFFLERS

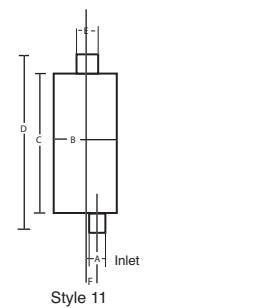
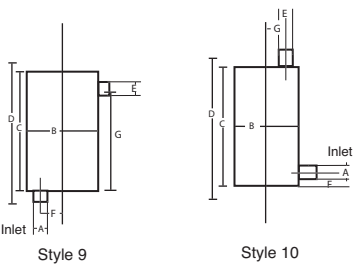
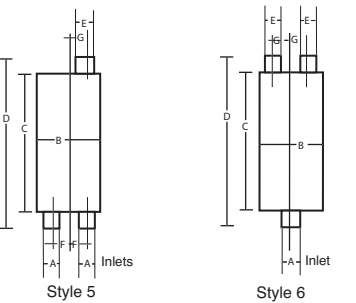
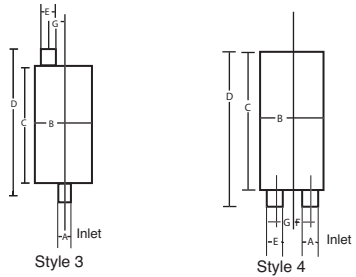
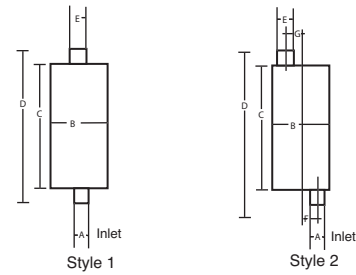
CONVERTER SPECS.

ACCESSORIES

FOOTNOTES

# TABLE 1 - MUFFLER SPECIFICATIONS BY PART NUMBER

Part No.	Style	Inlet ID (A)	Shell Dia. (B)	Shell Length (C)	Overall Length (D)	Outlet ID (E)	Inlet Offset (F)	Outlet Offset (G)
21324	4	2	7 x 9	22	23 <sup>3</sup> / <sub>4</sub>	2	2	2
21325	11	2 <sup>1</sup> / <sub>4</sub>	4 <sup>1</sup> / <sub>4</sub> x 8 <sup>13</sup> / <sub>16</sub>	28	30	2 <sup>1</sup> / <sub>4</sub>	2	2
21326	2	2 <sup>1</sup> / <sub>4</sub>	7	24	34 <sup>7</sup> / <sub>16</sub>	2 <sup>1</sup> / <sub>4</sub>	1 <sup>3</sup> / <sub>4</sub>	1 <sup>3</sup> / <sub>4</sub>
21328	11	2 OD	5 <sup>1</sup> / <sub>2</sub> x 11	19	30 <sup>1</sup> / <sub>2</sub>	2 OD	3 <sup>3</sup> / <sub>4</sub>	1
21333	11	2 <sup>1</sup> / <sub>4</sub> OD	5 <sup>1</sup> / <sub>2</sub> x 11	19	30 <sup>7</sup> / <sub>16</sub>	2 OD	3 <sup>3</sup> / <sub>4</sub>	1
21334	2	3	7 x 9	24	33 <sup>1</sup> / <sub>2</sub>	2 <sup>3</sup> / <sub>4</sub>	2	2
21336	2	2 <sup>1</sup> / <sub>2</sub>	7 x 9	17	20 <sup>3</sup> / <sub>4</sub>	2 <sup>1</sup> / <sub>2</sub>	1	1
21337	3	2 <sup>1</sup> / <sub>4</sub>	4 <sup>1</sup> / <sub>4</sub> x 9 <sup>3</sup> / <sub>4</sub>	18	21 <sup>1</sup> / <sub>2</sub>	2 <sup>1</sup> / <sub>4</sub>	5 <sup>8</sup> / <sub>16</sub>	2 <sup>7</sup> / <sub>8</sub>
21338	2	2 <sup>1</sup> / <sub>2</sub>	7 x 9	30	34 <sup>1</sup> / <sub>2</sub>	2 <sup>1</sup> / <sub>2</sub>	1	1
21339	11	2 <sup>1</sup> / <sub>4</sub>	4 <sup>1</sup> / <sub>4</sub> x 9 <sup>3</sup> / <sub>4</sub>	19	32 <sup>3</sup> / <sub>4</sub>	2 <sup>1</sup> / <sub>4</sub>	2 <sup>7</sup> / <sub>8</sub>	
21341	12	2 OD	5 <sup>1</sup> / <sub>2</sub> x 11	15	28 <sup>7</sup> / <sub>16</sub>	2 <sup>1</sup> / <sub>4</sub> OD	3 <sup>1</sup> / <sub>2</sub>	
21342	3	2 OD	4 <sup>1</sup> / <sub>4</sub> x 9 <sup>3</sup> / <sub>4</sub>	20	28 <sup>1</sup> / <sub>4</sub>	2 OD	2 <sup>7</sup> / <sub>8</sub>	
21343	11	2	4 <sup>1</sup> / <sub>4</sub> x 9 <sup>3</sup> / <sub>4</sub>	20	25 <sup>1</sup> / <sub>4</sub>	2	2 <sup>7</sup> / <sub>8</sub>	
21344	16	2 <sup>1</sup> / <sub>4</sub>	5 <sup>1</sup> / <sub>2</sub> x 11	20	36 <sup>5</sup> / <sub>16</sub>	2	3 <sup>1</sup> / <sub>2</sub> (2)	
21345	16	2 <sup>1</sup> / <sub>4</sub>	4 <sup>1</sup> / <sub>4</sub> x 9 <sup>3</sup> / <sub>4</sub>	20	26 <sup>7</sup> / <sub>16</sub>	2	2 <sup>7</sup> / <sub>8</sub> (2)	
21346	11	2 <sup>1</sup> / <sub>4</sub> OD	5 <sup>1</sup> / <sub>2</sub> x 11	15	27 <sup>3</sup> / <sub>4</sub>	2 <sup>1</sup> / <sub>4</sub> OD		
21347	2	2 <sup>1</sup> / <sub>2</sub>	7 x 9	22	26	2 <sup>1</sup> / <sub>4</sub>	1	1
21348	11	1 <sup>3</sup> / <sub>4</sub>	4 <sup>1</sup> / <sub>4</sub> x 9 <sup>3</sup> / <sub>4</sub>	15	21	1 <sup>7</sup> / <sub>8</sub> OD	2 <sup>7</sup> / <sub>8</sub>	
21349	3	2 <sup>5</sup> / <sub>8</sub> OD	5 <sup>1</sup> / <sub>2</sub> x 8	19 <sup>3</sup> / <sub>4</sub>	39 <sup>1</sup> / <sub>2</sub>	2 <sup>1</sup> / <sub>4</sub> OD		
21351	2	2 <sup>1</sup> / <sub>2</sub>	7 x 9	30	37 <sup>1</sup> / <sub>2</sub>	2 <sup>1</sup> / <sub>2</sub>	1	1
21352	3	2 <sup>1</sup> / <sub>4</sub>	7 x 9	24	30	2	1	2
21353	11	2	4 <sup>1</sup> / <sub>4</sub> x 9 <sup>3</sup> / <sub>4</sub>	21	25	2	2 <sup>7</sup> / <sub>8</sub>	
21354	2	2	4 <sup>1</sup> / <sub>4</sub> x 8 <sup>13</sup> / <sub>16</sub>	16	19	2	2	2
21355	2	2 <sup>1</sup> / <sub>2</sub>	7 x 9	24	28	2 <sup>1</sup> / <sub>2</sub>	1	1
21356	2	2 <sup>3</sup> / <sub>4</sub>	7 x 9	24	29	2 <sup>3</sup> / <sub>4</sub> OD	1 <sup>1</sup> / <sub>8</sub>	1 <sup>1</sup> / <sub>8</sub>
21357	3	2 <sup>1</sup> / <sub>4</sub>	4 <sup>1</sup> / <sub>4</sub> x 9 <sup>3</sup> / <sub>4</sub>	20	24 <sup>1</sup> / <sub>2</sub>	2 <sup>1</sup> / <sub>4</sub>	2 <sup>7</sup> / <sub>8</sub>	
21358	16	2 <sup>1</sup> / <sub>4</sub>	16	21 <sup>1</sup> / <sub>4</sub>	2 <sup>1</sup> / <sub>4</sub> OD	1 <sup>1</sup> / <sub>2</sub> (2)		
21360	2	2 <sup>1</sup> / <sub>4</sub>	5 <sup>1</sup> / <sub>2</sub> x 11	17	21 <sup>3</sup> / <sub>4</sub>	2 <sup>1</sup> / <sub>4</sub> OD	3 <sup>1</sup> / <sub>2</sub>	3 <sup>1</sup> / <sub>2</sub>
21362	11	2 <sup>1</sup> / <sub>4</sub>	4 <sup>1</sup> / <sub>4</sub> x 9 <sup>3</sup> / <sub>4</sub>	14	24 <sup>1</sup> / <sub>2</sub>	2 <sup>1</sup> / <sub>4</sub>	2 <sup>7</sup> / <sub>8</sub>	
21363	11	2 <sup>3</sup> / <sub>4</sub> OD	4 <sup>1</sup> / <sub>4</sub> x 9 <sup>3</sup> / <sub>4</sub>	20	25 <sup>1</sup> / <sub>2</sub>	2 <sup>1</sup> / <sub>4</sub>	2 <sup>7</sup> / <sub>8</sub>	
21364	11	2 <sup>3</sup> / <sub>4</sub> OD	5 <sup>1</sup> / <sub>2</sub> x 11	27	32 <sup>1</sup> / <sub>2</sub>	2 <sup>1</sup> / <sub>4</sub>	3 <sup>1</sup> / <sub>2</sub>	
21366	16	2 <sup>1</sup> / <sub>4</sub> OD	5 <sup>1</sup> / <sub>2</sub> x 11	20	31 <sup>1</sup> / <sub>16</sub>	2 <sup>1</sup> / <sub>4</sub> OD	3 <sup>1</sup> / <sub>2</sub>	
21367	16	3 OD	7 x 9	21	39 <sup>13</sup> / <sub>16</sub>	2 <sup>3</sup> / <sub>4</sub> OD	2	
21368	11	2 <sup>3</sup> / <sub>4</sub> OD	7 x 9	21	38 <sup>3</sup> / <sub>4</sub>	2 <sup>3</sup> / <sub>4</sub> OD	2	
21372	11	2 <sup>1</sup> / <sub>4</sub>	4 <sup>1</sup> / <sub>4</sub> x 9 <sup>3</sup> / <sub>4</sub>	14	23 <sup>1</sup> / <sub>2</sub>	2 <sup>1</sup> / <sub>4</sub>	2 <sup>7</sup> / <sub>8</sub>	
21373	2	2 <sup>1</sup> / <sub>2</sub>	7 x 9	22	26 <sup>1</sup> / <sub>4</sub>	2 <sup>1</sup> / <sub>2</sub>	1	1
21375	2	2 <sup>1</sup> / <sub>2</sub>	5 <sup>1</sup> / <sub>2</sub> x 11	17	21 <sup>3</sup> / <sub>4</sub>	2 <sup>1</sup> / <sub>2</sub> OD	3 <sup>1</sup> / <sub>2</sub>	3 <sup>1</sup> / <sub>2</sub>
21376	11	2 <sup>1</sup> / <sub>2</sub>	4 <sup>1</sup> / <sub>4</sub> x 9 <sup>3</sup> / <sub>4</sub>	14	24	2 <sup>1</sup> / <sub>4</sub> OD		
21377	2	2 <sup>1</sup> / <sub>2</sub>	7	26	31	2 <sup>1</sup> / <sub>2</sub>	1 <sup>3</sup> / <sub>4</sub>	1 <sup>3</sup> / <sub>4</sub>
21379	3	2 <sup>1</sup> / <sub>2</sub>	4 <sup>1</sup> / <sub>4</sub> x 9 <sup>3</sup> / <sub>4</sub>	14	23 <sup>1</sup> / <sub>2</sub>	2 <sup>1</sup> / <sub>2</sub>		
21381	2	1 <sup>7</sup> / <sub>8</sub>	7 x 9	14	17 <sup>1</sup> / <sub>4</sub>	2 <sup>1</sup> / <sub>4</sub>	1	1
21382	2	1 <sup>7</sup> / <sub>8</sub>	7 x 9	14	17 <sup>1</sup> / <sub>4</sub>	2 <sup>1</sup> / <sub>4</sub>	1	1
21384	2	3	7 x 9	24	29	2 <sup>3</sup> / <sub>4</sub>	2	2
21386	2	2 <sup>1</sup> / <sub>4</sub>	4 <sup>1</sup> / <sub>4</sub> x 9 <sup>3</sup> / <sub>4</sub>	19	26 <sup>5</sup> / <sub>8</sub>	2 OD	2 <sup>7</sup> / <sub>8</sub>	2 <sup>7</sup> / <sub>8</sub>
21387	2	2 <sup>1</sup> / <sub>4</sub>	4 <sup>1</sup> / <sub>4</sub> x 9 <sup>3</sup> / <sub>4</sub>	19	27 <sup>7</sup> / <sub>8</sub>	2 OD	2 <sup>7</sup> / <sub>8</sub>	2 <sup>7</sup> / <sub>8</sub>
21388♦	1	2 <sup>1</sup> / <sub>4</sub> OD	4	18	26 <sup>1</sup> / <sub>2</sub>	4		
21389	11	2 <sup>1</sup> / <sub>4</sub>	5 <sup>1</sup> / <sub>2</sub> x 11	16	29 <sup>5</sup> / <sub>8</sub>	2	3 <sup>1</sup> / <sub>2</sub>	
21391	2	3 OD	7 x 9	24	31 <sup>3</sup> / <sub>8</sub>	2 <sup>1</sup> / <sub>2</sub>	2	2
21394	4	1 <sup>3</sup> / <sub>4</sub>	3 <sup>1</sup> / <sub>4</sub> x 7 <sup>3</sup> / <sub>4</sub>	23	26	1 <sup>3</sup> / <sub>4</sub>	2 <sup>1</sup> / <sub>2</sub>	
21396	3	2 <sup>1</sup> / <sub>2</sub>	5 <sup>1</sup> / <sub>2</sub> x 11	26	29 <sup>1</sup> / <sub>2</sub>	2 <sup>1</sup> / <sub>2</sub>	3 <sup>1</sup> / <sub>2</sub>	
21397	12	2 <sup>1</sup> / <sub>2</sub>	4 <sup>1</sup> / <sub>4</sub> x 9 <sup>3</sup> / <sub>4</sub>	14	23 <sup>7</sup> / <sub>16</sub>	2 <sup>1</sup> / <sub>4</sub>		
21398♦	11	2	5 <sup>1</sup> / <sub>2</sub> x 11	15	21 <sup>1</sup> / <sub>4</sub>	2 <sup>1</sup> / <sub>4</sub>	3 <sup>1</sup> / <sub>2</sub>	
21399	11	2 <sup>1</sup> / <sub>4</sub> OD	5 <sup>1</sup> / <sub>2</sub> x 11	15	29	2 <sup>1</sup> / <sub>4</sub> OD	3 <sup>3</sup> / <sub>4</sub>	1
21400	16	2 <sup>1</sup> / <sub>2</sub>	7 x 9	24	29	2 <sup>3</sup> / <sub>4</sub> OD	2 <sup>5</sup> / <sub>8</sub> (2)	1
21401	12	2 <sup>1</sup> / <sub>2</sub>	4 <sup>1</sup> / <sub>4</sub> x 9 <sup>3</sup> / <sub>4</sub>	14	17	2	2 <sup>7</sup> / <sub>8</sub>	2 <sup>7</sup> / <sub>8</sub> (2)
21405	11	2 <sup>1</sup> / <sub>2</sub>	4 <sup>1</sup> / <sub>4</sub> x 9 <sup>3</sup> / <sub>4</sub>	18	21	2 <sup>1</sup> / <sub>4</sub>	2 <sup>7</sup> / <sub>8</sub>	
21406	2	3	7 x 9	22	27 <sup>1</sup> / <sub>2</sub>	3	1 <sup>3</sup> / <sub>4</sub>	1 <sup>3</sup> / <sub>4</sub>
21407	2	2	7 x 9	14	28 <sup>7</sup> / <sub>16</sub>	2 OD	1	2
21408	2	2	7 x 9	14	28 <sup>1</sup> / <sub>16</sub>	2 OD	2 <sup>1</sup> / <sub>8</sub>	2
21409	3	2 <sup>1</sup> / <sub>2</sub> OD	5 <sup>1</sup> / <sub>2</sub> x 11	27	38 <sup>7</sup> / <sub>16</sub>	2 <sup>1</sup> / <sub>2</sub>	3 <sup>1</sup> / <sub>2</sub>	
21410	11	2 <sup>1</sup> / <sub>4</sub>	4 <sup>1</sup> / <sub>4</sub> x 8 <sup>13</sup> / <sub>16</sub>	28	32	2 <sup>1</sup> / <sub>4</sub>	2	
21411	3	2 <sup>1</sup> / <sub>4</sub> OD	5 <sup>1</sup> / <sub>2</sub> x 11	27	37 <sup>1</sup> / <sub>16</sub>	2 <sup>1</sup> / <sub>4</sub>	3 <sup>1</sup> / <sub>2</sub>	
21414	3	2 <sup>1</sup> / <sub>4</sub> OD	5 <sup>1</sup> / <sub>2</sub> x 11	27	33 <sup>3</sup> / <sub>4</sub>	2 <sup>1</sup> / <sub>4</sub>	3 <sup>1</sup> / <sub>2</sub>	
21415	2	2 <sup>1</sup> / <sub>4</sub>	4 <sup>1</sup> / <sub>4</sub> x 9 <sup>3</sup> / <sub>4</sub>	22	25	2 <sup>1</sup> / <sub>4</sub>	2 <sup>7</sup> / <sub>8</sub>	2 <sup>7</sup> / <sub>8</sub>
21416	2	2 <sup>1</sup> / <sub>2</sub>	4 <sup>1</sup> / <sub>4</sub> x 9 <sup>3</sup> / <sub>4</sub>	24	27	2 <sup>1</sup> / <sub>4</sub>	2 <sup>7</sup> / <sub>8</sub>	2 <sup>7</sup> / <sub>8</sub>
21417	21	2 <sup>1</sup> / <sub>2</sub>	4 <sup>1</sup> / <sub>4</sub> x 9 <sup>3</sup> / <sub>4</sub>	23	27	2 <sup>1</sup> / <sub>4</sub>	2 <sup>7</sup> / <sub>8</sub>	2 <sup>7</sup> / <sub>8</sub>
21418	11	1 <sup>7</sup> / <sub>8</sub> OD	5 <sup>1</sup> / <sub>2</sub> x 11	15	29 <sup>3</sup> / <sub>8</sub>	2 OD		
21419	11	1 <sup>7</sup> / <sub>8</sub> OD	5 <sup>1</sup> / <sub>2</sub> x 11	15	29 <sup>3</sup> / <sub>16</sub>	2 OD		
21421	3	2 <sup>1</sup> / <sub>2</sub> OD	5 <sup>1</sup> / <sub>2</sub> x 11	27	44 <sup>7</sup> / <sub>16</sub>	2 <sup>1</sup> / <sub>2</sub>	3 <sup>1</sup> / <sub>2</sub>	
21422	3	2 <sup>1</sup> / <sub>4</sub>	7 x 9	24	28	2 <sup>1</sup> / <sub>4</sub>	1	2
21423	3	2 <sup>5</sup> / <sub>8</sub>	7 x 9	24	28	2 <sup>5</sup> / <sub>8</sub>	1	2
21424	11	2 <sup>1</sup> / <sub>4</sub>	4 <sup>1</sup> / <sub>4</sub> x 9 <sup>3</sup> / <sub>4</sub>	19	23	2 <sup>1</sup> / <sub>4</sub>		
21427	21	2 <sup>1</sup> / <sub>2</sub>	4 <sup>1</sup> / <sub>4</sub> x 9 <sup>3</sup> / <sub>4</sub>	23	26 <sup>1</sup> / <sub>2</sub>	2	2 <sup>7</sup> / <sub>8</sub>	
21429	2	2 OD	4 <sup>1</sup> / <sub>4</sub> x 8 <sup>13</sup> / <sub>16</sub>	10	24	2 OD	2	2



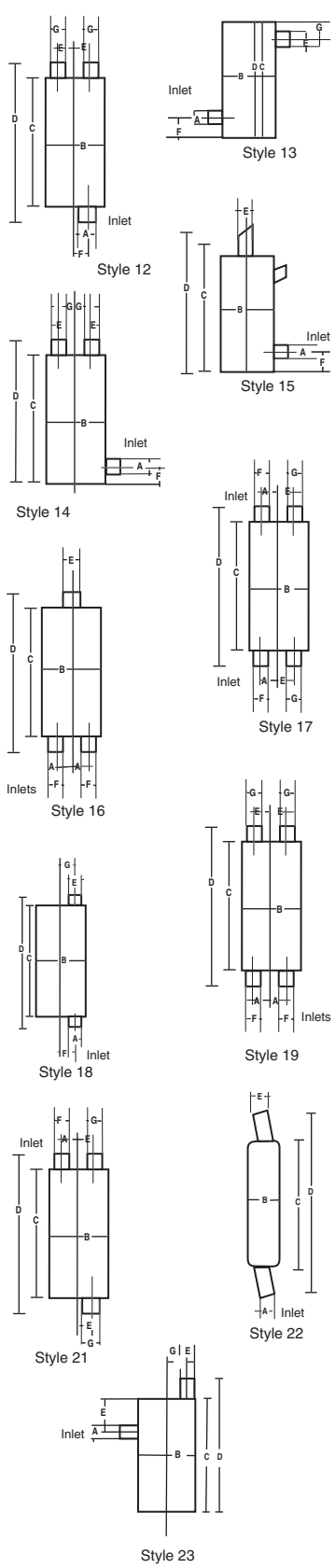
▲ Arc Welded.  
□ Welded Heat Shield.

♦ Resonator.  
# Special Style, not shown.

AS Aluminized Spout.  
ST Stainless Tip.

WF Welded Flange.

# TABLE 1 - MUFFLER SPECIFICATIONS BY PART NUMBER



Part No.	Style	Inlet ID (A)	Shell Dia. (B)	Shell Length (C)	Overall Length (D)	Outlet ID (E)	Inlet Offset (F)	Outlet Offset (G)
21430	11	2	5½ x 11	20	36¾	2¼ OD	3½	
21431	5	2½	7 x 9	24	28	2½	2	2
21432	3	2¼ OD	5½ x 11	25	30⅞	2¼	3½	
21433	2	2¼ OD	7 x 9	14	27 <sup>15</sup> / <sub>16</sub>	2½ OD	1	1
21434	2	2¼ OD	7 x 9	14	28	2½ OD	1	1
21435	11	2 OD	4¼ x 9¾	20	27¾	2 OD	2⅞	
21437	12	2½	7 x 9	24	28	2¾	2¼	2¼
21438	11	2 OD	4¼ x 9¾	20	24 <sup>13</sup> / <sub>16</sub>	2 OD	2⅞	
21440	11	2 OD	4¼ x 9¾	20	27¾	2 OD	2	
21441	11	2 OD	4¼ x 9¾	20	24 <sup>13</sup> / <sub>16</sub>	2 OD	2	
21442	1	3	6	14	32	4 OD		
21443	1	4 OD	8⅞	25	33½	3	2	1¼
21447	11	3	7 x 9	26	31	3	2	2
21456	3	2¼ OD	4¼ x 9¾	18	22	2¼	2⅞	
21478	1	2¼	7 x 9	25	29	2¼	2	1
21479	11	2	4¼ x 9¾	19	23½	2	2⅞	
21481	2	2½	7 x 9	20	24	2½	1	1
21482	2	2¾ OD	7 x 9	21	39	2¾ OD	2	1
21485	2	2½	5½ x 11	16	28¼	2½ OD	3½	3½
21489	3	2¼ OD	4¼ x 9¾	20	26½	2¼	2⅞	
21494	2	2	5½ x 11	20	23	2	3½	3½
21498	2	2½	5½ x 11	13	20	2½ OD	3½	
21500	11	2 OD	7 x 9	12	28⅝	2 OD		
21501	11	2	7 x 9	12	27	2 OD		
21502	2	2	7 x 9	14	28 <sup>13</sup> / <sub>16</sub>	2 OD	2	1
21503	2	2 OD	7 x 9	14	28½	2 OD	2	1
21504	5	2	7 x 9	22	26	2¾ OD	1	1
21505	11	2	5½ x 11	13	24½	2 OD	3½	
21507	2	3	7 x 9	20	25½	3	2	2
21512	2	1¾	6	22	30⅞	2 OD	1½	1½
21521	2	2½	7 x 9	30	34	2½	1	1
21522	2	3	5½ x 11	20	27	3	3½	3½
21523	2	2¾	7 x 9	22	26	2¾ OD		
21525	11	2 OD	5½ x 11	15	21¼	2¼ OD	3½	
21527	16	2	3¼ x 7¾	18	22	2¼ OD		
21528	2	1¾	7 x 9	18	28⅞	1¾	1¾	1¾
21532	2	2	3¼ x 7¾	18	22	2		
21533	5	2½	7 x 9	24	28	3	2¼	2¼
21539	16	2½	7 x 9	28	32	2½	1	1
21541	16	2½	7 x 9	28	32	2½	1	1
21542	1	3	7 x 9	26	31	3		
21543	2	2½	7 x 9	30	36	2½	1⅞	1⅞
21544	3	2½	5½ x 11	27	32	2¼	3½	
21545	2	3	7 x 9	18	24	3	1¾	1¾
21546	10	2¼ OD	5½ x 11	19	31½	2 OD	5	
21547	3	2½	7 x 9	24	28	2½	1¾	
21548	2	2½	4¼ x 8 <sup>13</sup> / <sub>16</sub>	16	20	2½	2	2
21551	16	3 OD	7 x 9	24	39¾	2⅞	2	1
21553	16	2⅝	7 x 9	24	28	2⅝	2	1
21554	11	2⅝	7 x 9	25	31 <sup>11</sup> / <sub>16</sub>	2⅝	1¾	1
21555	3	1½	4¼ x 9¾	12	20¾	2¾ OD	2⅞	
21556	3	1½	4¼ x 9¾	12	20¾	2¾ OD	2⅞	
21557	11	2¼	5½ x 11	17	29⅜	2 OD	3½	
21558	11	2¼ OD	5½ x 11	15	27⅜	2¼ OD	3¼	1
21559	5	2¼	5½ x 11	17	25⅝	2¼ OD	3¼	1½
21560	1	2¼	4	18	23	2¼		
21561	5	2¼	5½ x 11	17	24¾	1¾ OD	3¼	1½
21562	10	2	5½ x 11	19	27¾	2 OD	2½	
21563	11	2	5½ x 11	21	25	2		
21564	2	2	7 x 9	19	22½	2	2⅞	2
21565	2	2½	7 x 9	16	20¼	2¼		
21566	3	2¼	7 x 9	24	32	2¼		
21567	11	2¼	5½ x 11	15	25¾	2¼ OD	3¼	1
21568	2	3	7 x 9	27	33½	2¾ OD	1	1
21569	1	2½	4	24	29	2½		
21570	2	1⅞	7 x 9	14	32 <sup>7</sup> / <sub>16</sub>	2¼ OD	1	1
21571	2	1⅞	7 x 9	14	32 <sup>7</sup> / <sub>16</sub>	2¼ OD	1	1
21572	2	1¾	7 x 9	18	27¾	1¾	2	2
21573	1½	1½	3¼ x 4¾	28	28	1½		
21574	2	2 OD	7 x 9	14	31⅝	2¼ OD		
21575	2	2 OD	7 x 9	14	31 <sup>1</sup> / <sub>16</sub>	2¼ OD		
21576	5	3	8½ x 11¾	25	28	3	2¼	2¼
21577	3	3	7 x 9	24	29	2¾ OD	1	2
21583	2	3	7 x 9	19	24	3	2⅝	2

▲ Arc Welded.  
□ Welded Heat Shield.

◆ Resonator.  
# Special Style, not shown.

AS Aluminized Spout.  
ST Stainless Tip.

WF Welded Flange.

GENERAL INFORMATION

PASSENGER CAR

LIGHT TRUCK

MUFFLER SPECS.

OPTIONAL MUFFLERS

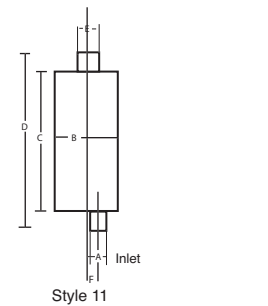
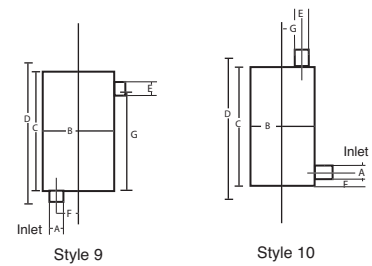
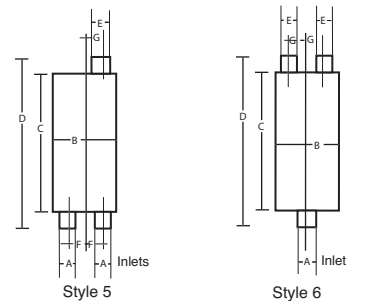
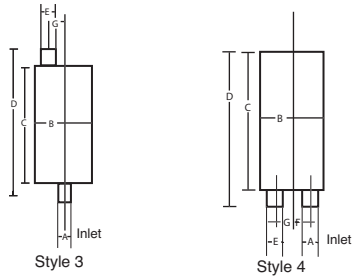
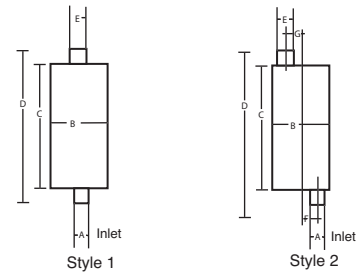
CONVERTER SPECS.

ACCESSORIES

FOOTNOTES

# TABLE 1 - MUFFLER SPECIFICATIONS BY PART NUMBER

Part No.	Style	Inlet ID (A)	Shell Dia. (B)	Shell Length (C)	Overall Length (D)	Outlet ID (E)	Inlet Offset (F)	Outlet Offset (G)
21587	2	3	7 x 9	19	24	3	2 <sup>5</sup> / <sub>8</sub>	2
21593	2	3	7 x 9	21	26	3	2 <sup>5</sup> / <sub>8</sub>	2
21598	2	2	3 <sup>1</sup> / <sub>4</sub> x 7 <sup>3</sup> / <sub>4</sub>	11	15 <sup>1</sup> / <sub>2</sub>	2 <sup>1</sup> / <sub>4</sub>	2 <sup>1</sup> / <sub>2</sub>	2 <sup>1</sup> / <sub>2</sub>
21602	3	2 <sup>1</sup> / <sub>2</sub>	5 <sup>1</sup> / <sub>2</sub> x 11	25	33 <sup>3</sup> / <sub>4</sub>	2 <sup>1</sup> / <sub>4</sub>	3 <sup>1</sup> / <sub>2</sub>	
21607	3	2 <sup>1</sup> / <sub>2</sub>	5 <sup>1</sup> / <sub>2</sub> x 11	25	37	2 <sup>1</sup> / <sub>4</sub>	3 <sup>1</sup> / <sub>2</sub>	
21610	3	2 <sup>1</sup> / <sub>2</sub>	5	21	34 <sup>3</sup> / <sub>8</sub>	2 <sup>1</sup> / <sub>2</sub> AS	1 <sup>1</sup> / <sub>4</sub>	
21614	3	2 <sup>5</sup> / <sub>8</sub>	7 x 9	28	32	2 <sup>5</sup> / <sub>8</sub>	1	2
21616	2	WF	5 <sup>1</sup> / <sub>2</sub> x 11	15	21	3 <sup>1</sup> / <sub>2</sub> OD		
21633	3	2 <sup>1</sup> / <sub>4</sub>	4 <sup>1</sup> / <sub>4</sub> x 9 <sup>3</sup> / <sub>4</sub>	26	30	2 <sup>1</sup> / <sub>4</sub>		
21638	12	2 <sup>1</sup> / <sub>4</sub>	5 <sup>1</sup> / <sub>2</sub> x 11	17	22 <sup>3</sup> / <sub>4</sub>	2 OD	3 <sup>3</sup> / <sub>4</sub>	1 <sup>1</sup> / <sub>2</sub>
21640	3	2 <sup>1</sup> / <sub>2</sub>	4 <sup>1</sup> / <sub>4</sub> x 9 <sup>3</sup> / <sub>4</sub>	26	30	2 <sup>1</sup> / <sub>4</sub>	2 <sup>7</sup> / <sub>8</sub>	
21641	4	2	5 <sup>1</sup> / <sub>2</sub> x 11	21	23	2 <sup>1</sup> / <sub>4</sub>	3 <sup>3</sup> / <sub>4</sub>	3 <sup>3</sup> / <sub>4</sub>
21642	2	3	7 x 9	26	38	3	2	2
21646	1	1 <sup>3</sup> / <sub>4</sub> OD	7 x 9	13	24	1 <sup>3</sup> / <sub>4</sub> OD		
21647	1	1 <sup>3</sup> / <sub>4</sub> OD	7 x 9	13	24	1 <sup>3</sup> / <sub>4</sub> OD		
21649	18	4	4 <sup>1</sup> / <sub>2</sub> x 9 <sup>3</sup> / <sub>4</sub>	10	17	4	2 <sup>5</sup> / <sub>8</sub>	2
21650	2	3	9 x 7	24	32	2 <sup>3</sup> / <sub>4</sub> OD		
21671	2	WF	7 x 9	13	26	2 <sup>1</sup> / <sub>4</sub> OD	1	1
21672	18	WF	7 x 9	13	26	2 <sup>1</sup> / <sub>4</sub> OD	1	1
21677	11	1 <sup>3</sup> / <sub>4</sub>	5 <sup>1</sup> / <sub>2</sub> x 11	14	27 <sup>3</sup> / <sub>4</sub>	2 <sup>1</sup> / <sub>4</sub> OD	3	
21678	11	1 <sup>3</sup> / <sub>4</sub>	5 <sup>1</sup> / <sub>2</sub> x 11	14	28 <sup>1</sup> / <sub>2</sub>	2 <sup>1</sup> / <sub>4</sub> OD	3	
21683	2	2 <sup>1</sup> / <sub>2</sub>	6 x 11 <sup>1</sup> / <sub>2</sub>	20	24	2 <sup>1</sup> / <sub>4</sub>	2	2
21684	2	3	6 x 11 <sup>1</sup> / <sub>2</sub>	25	30	3	3 <sup>1</sup> / <sub>2</sub>	3 <sup>1</sup> / <sub>2</sub>
21686	2	2 <sup>1</sup> / <sub>4</sub>	7 <sup>1</sup> / <sub>2</sub> x 9 <sup>1</sup> / <sub>2</sub>	17	27 <sup>3</sup> / <sub>4</sub>	2 OD	2	2
21687	1	2 <sup>1</sup> / <sub>4</sub>	4	16	21	2 <sup>1</sup> / <sub>4</sub>		
21690	2	2 <sup>1</sup> / <sub>4</sub>	4 <sup>1</sup> / <sub>4</sub> x 8 <sup>13</sup> / <sub>16</sub>	15	19	2 <sup>1</sup> / <sub>4</sub>	2 <sup>5</sup> / <sub>8</sub>	2 <sup>5</sup> / <sub>8</sub>
21692	12	3	9 x 7	26	37 <sup>1</sup> / <sub>2</sub>	2 <sup>1</sup> / <sub>4</sub>	2 <sup>1</sup> / <sub>4</sub>	2 <sup>5</sup> / <sub>8</sub>
21706	1	3 <sup>1</sup> / <sub>2</sub>	11	25	31	3 <sup>1</sup> / <sub>2</sub>		
21718	16	2	5 <sup>1</sup> / <sub>2</sub> x 11	22	24	1 <sup>3</sup> / <sub>4</sub>		
21723	1	2 <sup>1</sup> / <sub>2</sub>	6	30	37	2 <sup>1</sup> / <sub>2</sub>		
21725	2	3	9 x 7	26	32 <sup>1</sup> / <sub>2</sub>	3	2 <sup>5</sup> / <sub>8</sub>	2 <sup>5</sup> / <sub>8</sub>
21737	3	2	9 x 7	14	27 <sup>3</sup> / <sub>4</sub>	3 OD	1	
21740	3	2	9 x 7	14	27 <sup>3</sup> / <sub>4</sub>	3 OD	1	
21784	2	2 <sup>1</sup> / <sub>2</sub>	4 <sup>1</sup> / <sub>4</sub> x 9 <sup>3</sup> / <sub>4</sub>	21	25 <sup>1</sup> / <sub>4</sub>	2	2 <sup>7</sup> / <sub>8</sub>	2 <sup>7</sup> / <sub>8</sub>
21856	11	2 <sup>1</sup> / <sub>2</sub>	4 <sup>1</sup> / <sub>4</sub> x 9 <sup>3</sup> / <sub>4</sub>	19	23	2 <sup>1</sup> / <sub>2</sub>	2 <sup>7</sup> / <sub>8</sub>	
21860	11	2 <sup>1</sup> / <sub>2</sub>	4 <sup>1</sup> / <sub>4</sub> x 9 <sup>3</sup> / <sub>4</sub>	25	29 <sup>1</sup> / <sub>4</sub>	2 <sup>1</sup> / <sub>4</sub>	2 <sup>7</sup> / <sub>8</sub>	
21910	2	2 <sup>1</sup> / <sub>2</sub>	4 <sup>1</sup> / <sub>4</sub> x 9 <sup>3</sup> / <sub>4</sub>	21	26 <sup>1</sup> / <sub>2</sub>	2 <sup>1</sup> / <sub>4</sub>	2 <sup>7</sup> / <sub>8</sub>	2 <sup>7</sup> / <sub>8</sub>
21949	2	1 <sup>7</sup> / <sub>8</sub>	6	22	26	2 OD	1 <sup>1</sup> / <sub>2</sub>	1 <sup>1</sup> / <sub>2</sub>
21976	1	2 <sup>1</sup> / <sub>4</sub>	5	16	24 <sup>1</sup> / <sub>2</sub>	2 <sup>1</sup> / <sub>2</sub> AS		
21992	1	2 <sup>1</sup> / <sub>4</sub>	4	15	28 <sup>1</sup> / <sub>2</sub>	2 <sup>1</sup> / <sub>4</sub> AS		
21999	11	2 <sup>1</sup> / <sub>2</sub>	4 <sup>1</sup> / <sub>4</sub> x 9 <sup>3</sup> / <sub>4</sub>	25	30 <sup>1</sup> / <sub>2</sub>	2 <sup>1</sup> / <sub>4</sub>	2 <sup>7</sup> / <sub>8</sub>	
22000	2	2 <sup>1</sup> / <sub>2</sub>	7	27	32 <sup>1</sup> / <sub>2</sub>	2 <sup>1</sup> / <sub>4</sub>	1 <sup>3</sup> / <sub>4</sub>	1 <sup>3</sup> / <sub>4</sub>
22052	11	2	4 <sup>1</sup> / <sub>4</sub> x 9 <sup>3</sup> / <sub>4</sub>	19	23 <sup>3</sup> / <sub>4</sub>	2	2 <sup>7</sup> / <sub>8</sub>	
22065	2	2	6	13	18 <sup>3</sup> / <sub>4</sub>	2	1 <sup>1</sup> / <sub>2</sub>	1 <sup>1</sup> / <sub>2</sub>
22070	11	2 <sup>1</sup> / <sub>4</sub>	4 <sup>1</sup> / <sub>4</sub> x 9 <sup>3</sup> / <sub>4</sub>	19	23 <sup>3</sup> / <sub>4</sub>	2	2 <sup>7</sup> / <sub>8</sub>	
22100	11	2 <sup>1</sup> / <sub>2</sub>	4 <sup>1</sup> / <sub>4</sub> x 9 <sup>3</sup> / <sub>4</sub>	28	36 <sup>1</sup> / <sub>2</sub>	2 <sup>1</sup> / <sub>2</sub>	2 <sup>7</sup> / <sub>8</sub>	
22105	2	2	4 <sup>1</sup> / <sub>4</sub> x 9 <sup>3</sup> / <sub>4</sub>	19	24 <sup>1</sup> / <sub>2</sub>	2	2 <sup>7</sup> / <sub>8</sub>	2 <sup>7</sup> / <sub>8</sub>
22140	1	2 <sup>1</sup> / <sub>4</sub>	5	18	33 <sup>1</sup> / <sub>2</sub>	2 <sup>1</sup> / <sub>4</sub> AS		
22155	2	2 <sup>1</sup> / <sub>4</sub>	6	26	31	2	1 <sup>1</sup> / <sub>2</sub>	1 <sup>1</sup> / <sub>2</sub>
22160	2	2 <sup>1</sup> / <sub>2</sub>	4 <sup>1</sup> / <sub>4</sub> x 9 <sup>3</sup> / <sub>4</sub>	15	28 <sup>7</sup> / <sub>16</sub>	2 <sup>1</sup> / <sub>4</sub> OD	2 <sup>7</sup> / <sub>8</sub>	2 <sup>7</sup> / <sub>8</sub>
22161	2	2 <sup>1</sup> / <sub>2</sub>	4 <sup>1</sup> / <sub>4</sub> x 9 <sup>3</sup> / <sub>4</sub>	15	28 <sup>7</sup> / <sub>16</sub>	2 <sup>1</sup> / <sub>4</sub>	2 <sup>7</sup> / <sub>8</sub>	2 <sup>7</sup> / <sub>8</sub>
22171	6	2 <sup>1</sup> / <sub>2</sub>	4 <sup>1</sup> / <sub>4</sub> x 9 <sup>3</sup> / <sub>4</sub>	21	25 <sup>1</sup> / <sub>2</sub>	2	2 <sup>7</sup> / <sub>8</sub>	
22177	2	2 <sup>1</sup> / <sub>4</sub>	7	27	31	2 <sup>1</sup> / <sub>4</sub>	1 <sup>3</sup> / <sub>4</sub>	1 <sup>3</sup> / <sub>4</sub>
22180	1	2 <sup>1</sup> / <sub>4</sub>	5	18	38 <sup>1</sup> / <sub>2</sub>	2 <sup>1</sup> / <sub>4</sub> AS		
22221	3	1 <sup>5</sup> / <sub>8</sub>	3 <sup>1</sup> / <sub>4</sub> x 7 <sup>3</sup> / <sub>4</sub>	16	19 <sup>1</sup> / <sub>4</sub>	1 <sup>1</sup> / <sub>2</sub>	2 <sup>1</sup> / <sub>2</sub>	
22229	2	1 <sup>1</sup> / <sub>2</sub>	6	10	13	1 <sup>1</sup> / <sub>2</sub>	1 <sup>1</sup> / <sub>2</sub>	1 <sup>1</sup> / <sub>2</sub>
22249	2	2 <sup>1</sup> / <sub>2</sub>	4 <sup>1</sup> / <sub>4</sub> x 9 <sup>3</sup> / <sub>4</sub>	21	29	2 <sup>1</sup> / <sub>4</sub> OD	2 <sup>7</sup> / <sub>8</sub>	2 <sup>7</sup> / <sub>8</sub>
22253	21	2 <sup>1</sup> / <sub>4</sub>	4 <sup>1</sup> / <sub>4</sub> x 9 <sup>3</sup> / <sub>4</sub>	19	24	2	2 <sup>7</sup> / <sub>8</sub>	2 <sup>7</sup> / <sub>8</sub>
22266	3	1 <sup>1</sup> / <sub>2</sub>	3 <sup>1</sup> / <sub>4</sub> x 7 <sup>3</sup> / <sub>4</sub>	15	18	1 <sup>1</sup> / <sub>2</sub>	2 <sup>1</sup> / <sub>2</sub>	
22281	1	1 <sup>7</sup> / <sub>8</sub>	4	18	21	1 <sup>7</sup> / <sub>8</sub>		
22286	2	2	7	18	21	2	1 <sup>3</sup> / <sub>4</sub>	1 <sup>3</sup> / <sub>4</sub>
22311	2	1 <sup>1</sup> / <sub>2</sub>	3 <sup>1</sup> / <sub>4</sub> x 7 <sup>3</sup> / <sub>4</sub>	12	20	1 <sup>5</sup> / <sub>8</sub>	2 <sup>1</sup> / <sub>2</sub>	
22317	2	2 <sup>1</sup> / <sub>4</sub>	4 <sup>1</sup> / <sub>4</sub> x 9 <sup>3</sup> / <sub>4</sub>	20	23	2 <sup>1</sup> / <sub>4</sub>	2 <sup>7</sup> / <sub>8</sub>	2 <sup>7</sup> / <sub>8</sub>
22324	6	2 <sup>1</sup> / <sub>4</sub>	4 <sup>1</sup> / <sub>4</sub> x 9 <sup>3</sup> / <sub>4</sub>	14	20 <sup>3</sup> / <sub>4</sub>	2 <sup>1</sup> / <sub>4</sub> OD	2 <sup>7</sup> / <sub>8</sub>	
22329	2	2 <sup>1</sup> / <sub>2</sub>	4 <sup>1</sup> / <sub>4</sub> x 9 <sup>3</sup> / <sub>4</sub>	21	25 <sup>1</sup> / <sub>2</sub>	2 <sup>1</sup> / <sub>4</sub> OD	2 <sup>7</sup> / <sub>8</sub>	2 <sup>7</sup> / <sub>8</sub>
22342	2	2	7	16	23 <sup>1</sup> / <sub>2</sub>	1 <sup>3</sup> / <sub>4</sub> OD	2 <sup>1</sup> / <sub>4</sub>	2 <sup>1</sup> / <sub>4</sub>
22348	2	2 <sup>1</sup> / <sub>4</sub>	4 <sup>1</sup> / <sub>4</sub> x 8 <sup>13</sup> / <sub>16</sub>	13	16	2 <sup>1</sup> / <sub>4</sub>	2	2
22349	2	2 <sup>1</sup> / <sub>4</sub>	4 <sup>1</sup> / <sub>4</sub> x 9 <sup>3</sup> / <sub>4</sub>	17	20 <sup>1</sup> / <sub>2</sub>	2 <sup>1</sup> / <sub>4</sub>	2 <sup>7</sup> / <sub>8</sub>	2 <sup>7</sup> / <sub>8</sub>
22352	2	2	4 <sup>1</sup> / <sub>4</sub> x 9 <sup>3</sup> / <sub>4</sub>	19	22	2	2 <sup>7</sup> / <sub>8</sub>	2 <sup>7</sup> / <sub>8</sub>
22354	21	2 <sup>1</sup> / <sub>2</sub>	4 <sup>1</sup> / <sub>4</sub> x 9 <sup>3</sup> / <sub>4</sub>	19	24	2 <sup>1</sup> / <sub>4</sub>	2 <sup>7</sup> / <sub>8</sub>	2 <sup>7</sup> / <sub>8</sub>
22363	11	2 <sup>1</sup> / <sub>4</sub>	4 <sup>1</sup> / <sub>4</sub> x 9 <sup>3</sup> / <sub>4</sub>	18	29 <sup>1</sup> / <sub>2</sub>	2 OD	2 <sup>7</sup> / <sub>8</sub>	
22392	2	1 <sup>3</sup> / <sub>4</sub> OD	5	24	26	1 <sup>3</sup> / <sub>4</sub> OD	1 <sup>1</sup> / <sub>2</sub>	1 <sup>1</sup> / <sub>2</sub>
22393	2	2 <sup>1</sup> / <sub>2</sub>	4 <sup>1</sup> / <sub>4</sub> x 9 <sup>3</sup> / <sub>4</sub>	19	23	2 <sup>1</sup> / <sub>2</sub>	2 <sup>7</sup> / <sub>8</sub>	2 <sup>7</sup> / <sub>8</sub>
22395	17	2 <sup>1</sup> / <sub>4</sub>	4 <sup>1</sup> / <sub>4</sub> x 9 <sup>3</sup> / <sub>4</sub>	16	20 <sup>1</sup> / <sub>2</sub>	2 <sup>1</sup> / <sub>4</sub>	2 <sup>7</sup> / <sub>8</sub>	2 <sup>7</sup> / <sub>8</sub>



▲ Arc Welded.  
□ Welded Heat Shield.

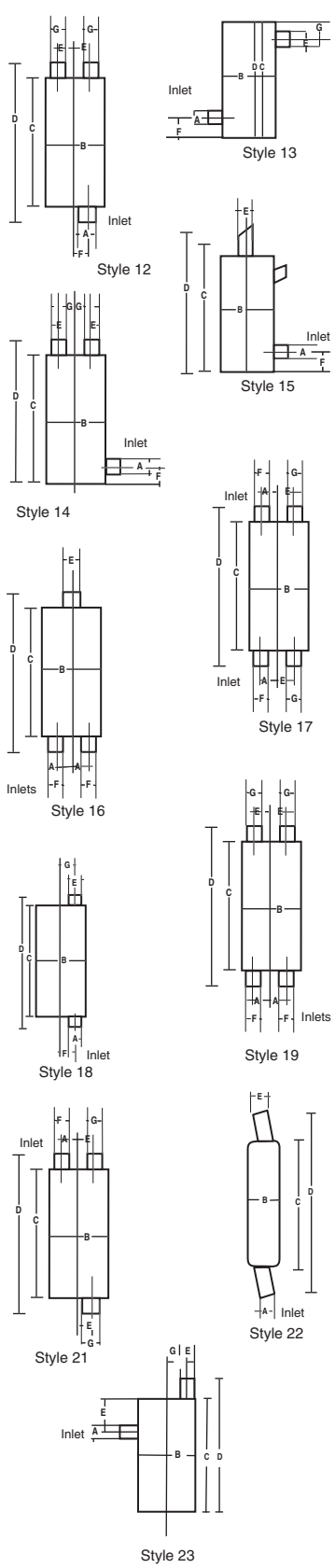
♣ Resonator.  
# Special Style, not shown.

AS Aluminized Spout.  
ST Stainless Tip.

WF Welded Flange.



# TABLE 1 - MUFFLER SPECIFICATIONS BY PART NUMBER



Part No.	Style	Inlet ID (A)	Shell Dia. (B)	Shell Length (C)	Overall Length (D)	Outlet ID (E)	Inlet Offset (F)	Outlet Offset (G)
22396	12	2 1/4	4 1/4 x 9 3/4	14	29 1/4	2 1/2 OD	2 7/8	2 7/8
22397	12	2 1/4 OD	4 1/4 x 9 3/4	14	29 1/2	2 1/2 OD	2 7/8	2 7/8
22398	12	2 1/2	7	25	29	2	1 3/4	
22402	6	2 1/4	7	25	29	2 OD	1 3/4	
22415	1	1 7/8 WF	3 1/2	12	18 1/2	1 1/2		
22430	11	2	4 1/4 x 8 13/16	16	20 3/4	2	2	
22440	2	2 1/4	4 1/4 x 8 13/16	15	18	2 1/4	2	2
22445	2	2	5	18	21	2	1 1/4	1 1/4
22454	2	1 3/4	6	18	34	2 1/2	1 1/2	1 1/2
22455	2	1 3/4	6	18	34	2 1/2	1 1/2	1 1/2
22460	2	2 1/4	7	25	29 1/4	2 1/4	1 3/4	1 3/4
22461	11	2	5 1/2 x 11	16	27 13/16	2 OD	3	
22483	2	2	7	21	24 1/4	2	1 3/4	1 3/4
22484	2	1 3/4	6	20	25 1/2	1 3/4	1 1/2	1 1/2
22485	2	1 3/4	5	27	29 1/4	1 3/4	1 1/4	1 1/4
22494	2	2	7	21	24 1/4	2	1 3/4	1 3/4
22500	11	2 1/4	4 1/4 x 9 3/4	21	31 7/8	2 OD	2 7/8	
22501	3	2 1/4	4 1/4 x 9 3/4	17	20 1/2	2 1/4	5/8	2 7/8
22502	3	2 1/4	4 1/4 x 9 3/4	20	24	2 1/4	2 7/8	
22511	6	2 1/2	4 1/4 x 9 3/4	21	32 1/4	2	2 7/8	
22512	2	2 1/2	4 1/4 x 9 3/4	21	25 1/2	2 1/4	2 7/8	2 7/8
22519	2	1 3/4	4 1/4 x 9 3/4	21	24	1 3/4	2 7/8	2 7/8
22529	2	1 7/8	7 x 9	18	27 1/2	1 5/8	2	2
22545	1	2 1/4	4	14	25	2 1/4 AS		
22557	1	2	4 1/4 x 9 3/4	21	29 1/2	2		
22559	2	2	4 1/4 x 9 3/4	19	24 1/2	2	2 7/8	2 7/8
22561	2	2 OD	4 1/4 x 9 3/4	12	19	2 1/4	3	3
22575	11	2 1/2	4 1/4 x 9 3/4	28	41	2 1/2	2 7/8	
22576	3	2 1/2	4 1/4 x 9 3/4	28	33	2 1/2	2 7/8	
22579	2	2 1/4	4 1/4 x 9 3/4	14	17 1/2	1 7/8	2 7/8	2 7/8
22580	2	2 1/4	4 1/4 x 9 3/4	18	21 3/4	1 7/8	2 7/8	
22585	2	2	6	18	21	2	1 1/2	1 1/2
22590	11	2 1/2	4 1/4 x 9 3/4	16	20	2 1/4	2 7/8	
22603	2	2	7	20	24 1/2	2	1	
22606	12	2 1/4	4 1/4 x 9 3/4	14	25	2 1/4 AS	2 7/8	
22615	12	1 1/2	7 x 9	12	17 1/4	1 1/2 OD	2	2
22622	2	2	4 1/4 x 9 3/4	19	24 1/2	2	2 7/8	2 7/8
22623	1	2 1/4	3 1/4 x 7 3/4	11	16 1/4	2 1/4		
22624	2	2 1/2	4 1/4 x 9 3/4	21	24	2 1/4	2 7/8	2 7/8
22644	2	2 1/2	4 1/4 x 9 3/4	28	32	2 1/4	2 7/8	2 7/8
22648	11	2 1/2	4 1/4 x 9 3/4	28	36 1/2	2 1/2	2 7/8	
22670	2	2	7	20	26 3/4	2 OD	1 3/4	1 3/4
22672	2	3	7 x 9	21	27	3 OD	1 3/4	1 3/4
22673	2	3	7 x 9	18	25	3	1 3/4	1 3/4
22674	11	3	7 x 9	18	25 1/2	3	1 3/4	1 3/4
22675	3	3	7 x 9	18	24	3 OD	1 3/4	
22677	7	3	7 x 9	27	33	3		
22678	2	3	7 x 9	24	29 1/2	2 3/4	2	2
22679	3	3	7 x 9	20	26	3	2	
22702	3	2 3/4	7 x 9	14	24	2 1/2 OD	2	
22703	12	2 1/4	4 1/4 x 9 3/4	13	24	1 3/4 OD	2 7/8	2 7/8
22706	11	2 OD	5 1/2 x 11	17	28 7/8	2 OD	3 3/4	
22708	3	2	7 x 9	13	18 7/8	2	2	
22709	3	2	7 x 9	13	18 7/8	2	2	
22711	3	2	7 x 9	13	20	1 7/8	2	
22712	3	2	7 x 9	13	20	1 7/8	2	
22719	6	3	4 1/4 x 9 3/4	23	28	2 1/4	2 7/8	
22724	11	2 1/4	4 1/4 x 9 3/4	21	33	2 OD	2 7/8	
22725	11	2 1/2	4 1/4 x 9 3/4	21	35 5/16	2 1/4 OD	2 7/8	
22726	11	2 1/2	4 1/4 x 9 3/4	21	35 5/16	2 1/4 OD	2 7/8	
22728	2	2 1/2	7	24	29	2 1/4	1 3/4	1 3/4
22733	2	2 1/2	7	26	31	2 1/4	1 3/4	1 3/4
22735	11	1 3/4	4 1/4 x 8 13/16	12	15	1 1/2	2	
22736	11	2	4 1/4 x 9 3/4	18	27 1/2	1 3/4	2 7/8	
22738	11	2 1/4	4 1/4 x 9 3/4	24	31	2	2 7/8	
22740	3	2 3/4	7 x 9	16	21	2 1/2	2	
22741	3	2 3/4	7 x 9	26	32	2 1/2	2	
22745	11	2 1/2	4 1/4 x 9 3/4	23	26 1/2	2	2 7/8	
22747	11	2 1/2	4 1/4 x 9 3/4	23	26 1/2	2 1/4	2 7/8	
22749	2	1 3/4	7	19	22	1 3/4	1 3/4	1 3/4
22755	14	1 3/4	5 1/2 x 11	20	24 1/2	1 3/4 OD	1 1/2	
22772	2	3	7 x 9	20	24	2 1/2	2	2
22776	2	3	7 x 9	18	28	3	1 3/4	1 3/4
22777	2	3	7 x 9	24	30	3 OD	2	2

▲ Arc Welded.  
□ Welded Heat Shield.

♣ Resonator.  
# Special Style, not shown.

AS Alumized Spout.  
ST Stainless Tip.

WF Welded Flange.

GENERAL INFORMATION

PASSENGER CAR

LIGHT TRUCK

MUFFLER SPECS.

OPTIONAL MUFFLERS

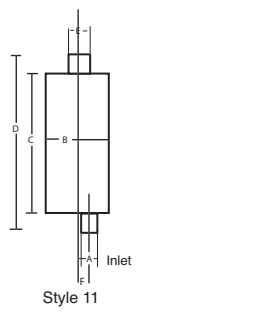
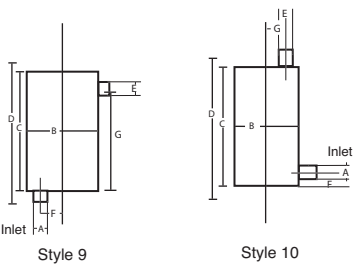
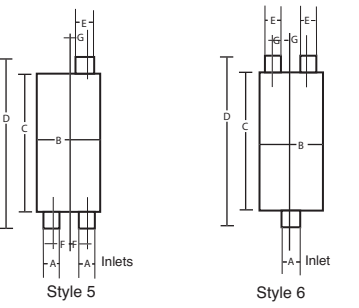
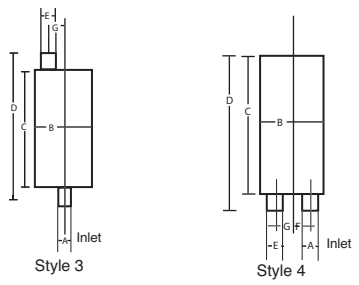
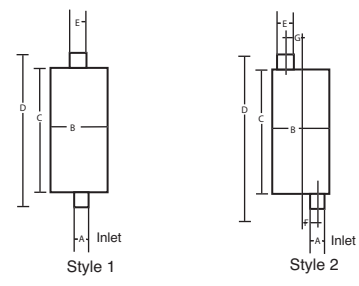
CONVERTER SPECS.

ACCESSORIES

FOOTNOTES

# TABLE 1 - MUFFLER SPECIFICATIONS BY PART NUMBER

Part No.	Style	Inlet ID (A)	Shell Dia. (B)	Shell Length (C)	Overall Length (D)	Outlet ID (E)	Inlet Offset (F)	Outlet Offset (G)
22778	11	3	4¼ x 9¾	23	28½	2¾	2⅞	
22779	2	2¾	7 x 9	22	26½	2¾	2	2
22780	#	2⅞	4⅞ x 9¾	20	36½	2 AS		
22783	11	1 <sup>15</sup> / <sub>16</sub> OD	5½ x 11	13	32½	1 <sup>15</sup> / <sub>16</sub> OD	3¾	
22784	6	3	4¼ x 9¾	23	28	2¼	2⅞	
22787	11	2½	4¼ x 9¾	21	35 <sup>5</sup> / <sub>16</sub>	2¼ OD	2⅞	
22788	11	2½	4¼ x 9¾	21	35 <sup>5</sup> / <sub>16</sub>	2¼ OD	2⅞	
22790	11	2	4¼ x 9¾	22	26	2	2⅞	
22793	11	2	4¼ x 9¾	22	25	2	2⅞	
22794	6	2½	4¼ x 9¾	23	26½	2 (2)	2⅞	
22798	2	2¼	7	25	30	2½	1¾	1¾
22799	3	2¼	4¼ x 9¾	21	25½	2	2⅞	
22934	11	3	4¼ x 9¾	24	42¼	3 OD	2⅞	
22990	11	2¼ OD	4¼ x 8 <sup>13</sup> / <sub>16</sub>	28	41¼	2¼	2	



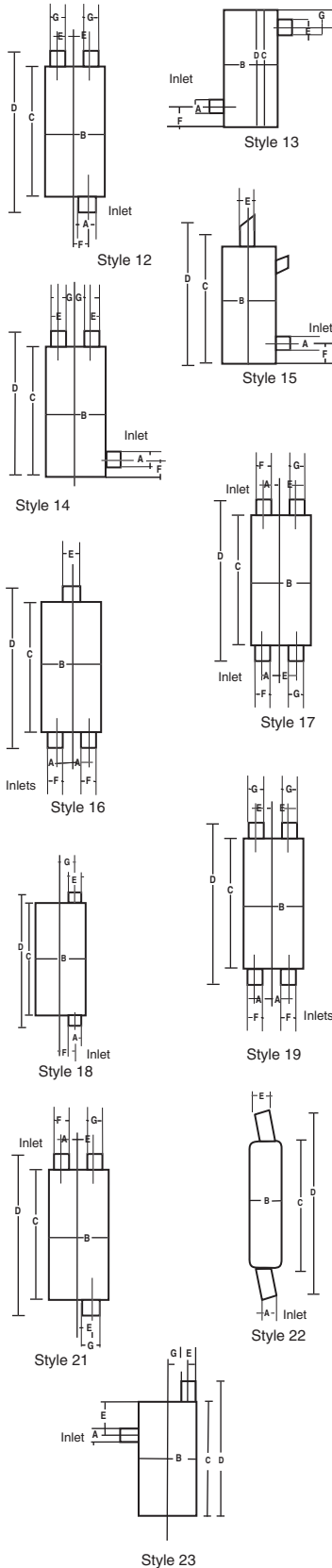
▲ Arc Welded.  
 □ Welded Heat Shield.

❖ Resonator.  
 # Special Style, not shown.

AS Aluminized Spout.  
 ST Stainless Tip.

WF Welded Flange.

## TABLE 2 - MUFFLER SPECIFICATIONS BY INLET SIZE



Part No.	Style	Inlet ID (A)	Shell Dia. (B)	Shell Length (C)	Overall Length (D)	Outlet ID (E)	Inlet Offset (F)	Outlet Offset (G)
18427	1	1	4¼ x 8 <sup>13</sup> / <sub>16</sub>	16	20	1½		
18334	2	1½ OD	5	16	30 <sup>1</sup> / <sub>8</sub>	1½ OD	1¼	1¼
22229	2	1½	6	10	13	1½	1½	1½
17871	2	1½	6	12	16	1½		
18214	2	1½	6	12	15½	1½	1½	1½
18394	2	1½	6	12	19½	1½	1½	1½
18424	2	1½	6	12	16	1½	1½	1½
17863	2	1½	6	13	20	1½		
17901	2	1½	6	14	20	1½		
17864	2	1½	6	17	24	1½		
18411	2	1½	7	15	24¼	1½	2	1¾
18290	12	1½	7	16	29 <sup>3</sup> / <sub>16</sub>	1½	1¾	
18580	2	1½ OD	7	16	45	1½ OD		
21573	1½	1½	3¾ x 4¾	28	28	1½		
17862	3	1½	3¼ x 7¾	12	18	1½		
17866	2	1½	3¼ x 7¾	12	18	1½		
17897	2	1½	3¼ x 7¾	12	19	1½		
22311	2	1½	3¼ x 7¾	12	20	1½	2½	
17872	3	1½	3¼ x 7¾	14	19½	1½		
18386	3	1½	3¼ x 7¾	14	18	1½	2½	
17903	2	1½	3¼ x 7¾	15	19½	1½		
22266	3	1½	3¼ x 7¾	15	18	1½	2½	
18366	1	1½	4¼ x 8 <sup>13</sup> / <sub>16</sub>	11	14½	1½		
18453	7	1½	4¼ x 8 <sup>13</sup> / <sub>16</sub>	11	28	1½ OD		
21197	7	1½	4¼ x 8 <sup>13</sup> / <sub>16</sub>	11	14½	1½ OD	½	
21257	7	1½	4¼ x 8 <sup>13</sup> / <sub>16</sub>	11	28	1½ OD	½	
18192	11	1½	4¼ x 8 <sup>13</sup> / <sub>16</sub>	12	17½	1½ OD	2½	
18329	2	1½	4¼ x 8 <sup>13</sup> / <sub>16</sub>	13	19¾	1½ OD	2½	
18421	2	1½	4¼ x 8 <sup>13</sup> / <sub>16</sub>	13	16	1½	2½	2
18866	11	1¾ OD	4¼ x 8 <sup>13</sup> / <sub>16</sub>	13	42	1½ OD		
18803	2	1¾ OD	4¼ x 8 <sup>13</sup> / <sub>16</sub>	13	45	1½ OD		
18323	11	1½	4¼ x 8 <sup>13</sup> / <sub>16</sub>	15	21	1¾	2½	
18289	11	1½ OD	4¼ x 8 <sup>13</sup> / <sub>16</sub>	15	26	1¾	2½	
18586	3	1¾ OD	4¼ x 8 <sup>13</sup> / <sub>16</sub>	20	74	1¾ OD		
21555	3	1½	4¼ x 9¾	12	20¾	2¾ OD	2½	
21556	3	1½	4¼ x 9¾	12	20¾	2¾ OD	2½	
18185	2	1½	4¼ x 9¾	17	19¾	1½	2½	2½
18876	2	1½ OD	4¼ x 9¾	17	38¾	1½ OD		
22615	12	1½	7 x 9	12	17¼	1½ OD	2	2
18569	11	1½	7 x 9	14	27¾	1½ OD	2	1
21184	11	1½ OD	7 x 9	14	28	1½ OD	2	1
17861	1	1¾ OD	3½	10				
22392	2	1¾ OD	5	24	26	1¾ OD	1½	1½
22485	2	1¾	5	27	29¼	1¾	1¼	1¼
18491	4	1¾	6	13	16½	1¾	1½	1½
17909	2	1¾	6	14	20	1¾		
18331	2	1¾	6	15	19	1½	1½	1½
18435	2	1¾	6	15	18	1¾	1½	1½
17899	2	1¾	6	16	24	1¾		
17892	2	1¾	6	17	27	1¾		
18135	2	1¾	6	17	22	1¾	1½	1½
22454	2	1¾	6	18	34	2½	1½	1½
22455	2	1¾	6	18	34	2½	1½	1½
17816	2	1¾	6	19	26¾	1¾		
18204	2	1¾	6	19	23	1¾	1½	1½
18283	2	1¾	6	20	23½	1¾	1½	1½
18328	2	1¾	6	20	23¾	1½ OD	1½	1½
22484	2	1¾	6	20	25½	1¾	1½	1½
21512	2	1¾	6	22	30½	2 OD	1½	1½
18429	12	1¾	6	30	44¾	1½ OD	1½	
18428	2	1¾	7	16	23¾	1¾	1¾	1¾
22749	2	1¾	7	19	22	1¾	1¾	1¾
17908	2	1¾	3¼ x 7¾	12	19	1¾		
18136	2	1¾	3¼ x 7¾	12	19	1½	2½	2½
17867	3	1¾	3¼ x 7¾	15	20	1¾		
17910	2	1¾	3¼ x 7¾	15	19½	1¾		
18144	11	1¾	3¼ x 7¾	15	20	1¾	2½	
18164	3	1¾	3¼ x 7¾	16	19	1¾	2½	
18305	11	1¾	3¼ x 7¾	17	26	1½ OD	2½	
18279	3	1¾	3¼ x 7¾	19	26¾	1¾ OD	2½	
21394	4	1¾	3¼ x 7¾	23	26	1¾	2½	
21120	11	1¾	4¼ x 8 <sup>13</sup> / <sub>16</sub>	9	24¾	2 AS	2	
22735	11	1¾	4¼ x 8 <sup>13</sup> / <sub>16</sub>	12	15	1½	2	
17890	2	1¾	4¼ x 8 <sup>13</sup> / <sub>16</sub>	13	20½	1¾		

▲ Arc Welded.  
□ Welded Heat Shield.

❖ Resonator.  
# Special Style, not shown.

AS Aluminized Spout.  
ST Stainless Tip.

WF Welded Flange.

GENERAL INFORMATION

PASSENGER CAR

LIGHT TRUCK

MUFFLER SPECS.

OPTIONAL MUFFLERS

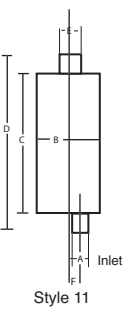
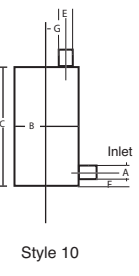
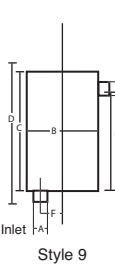
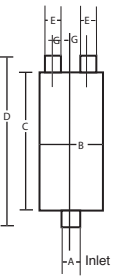
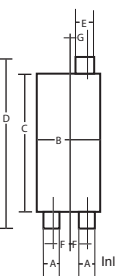
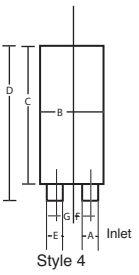
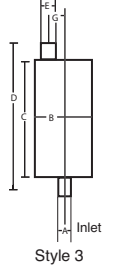
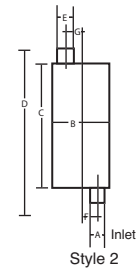
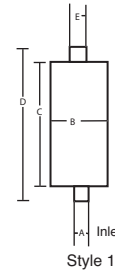
CONVERTER SPECS.

ACCESSORIES

FOOTNOTES

# TABLE 2- MUFFLER SPECIFICATIONS BY INLET SIZE

Part No.	Style	Inlet ID (A)	Shell Dia. (B)	Shell Length (C)	Overall Length (D)	Outlet ID (E)	Inlet Offset (F)	Outlet Offset (G)
18126	2	1 3/4	4 1/4 x 8 13/16	13	17 1/2	1 3/4		2 5/8
18189	11	1 3/4	4 1/4 x 8 13/16	13	25 5/16	1 1/2 OD		2 5/8
18299	11	1 3/4	4 1/4 x 8 13/16	13	19 3/4	1 1/2 OD		2 5/8
18415	2	1 3/4	4 1/4 x 8 13/16	13	15 3/4	1 3/4 OD		2 5/8
18188	2	1 3/4	4 1/4 x 8 13/16	15	22 1/2	1 3/4 OD		2 5/8
18410	2	1 3/4	4 1/4 x 8 13/16	15	25 7/16	1 3/4		2 5/8
17830	3	1 3/4	4 1/4 x 8 13/16	16	20 3/4	1 7/8		
18186	11	1 3/4	4 1/4 x 8 13/16	16	24	1 3/4 OD		2 5/8
18284	6	1 3/4	4 1/4 x 8 13/16	16	19 1/2	1 1/2		
18372	2	1 3/4	4 1/4 x 8 13/16	16	25	1 3/4		2 5/8
18423	11	1 3/4	4 1/4 x 8 13/16	16	19 3/4	1 3/4		2 5/8
18217	3	1 3/4	4 1/4 x 8 13/16	17	20	1 3/4		2
18434	1	1 3/4	4 1/4 x 8 13/16	17	21	2		
18495	3	1 3/4	4 1/4 x 8 13/16	17	41 3/16	1 7/8		2
17881	3	1 3/4	4 1/4 x 8 13/16	18	26 1/4	1 3/4		
18830	3	1 3/4	4 1/4 x 8 13/16	18	56	1 3/4 OD		
18147	2	1 3/4	4 1/4 x 9 3/4	13	17 1/2	1 3/4		2 5/8
18184	3	1 3/4	4 1/4 x 9 3/4	13	29	1 5/8 OD		2 7/8
17196	3	1 3/4	4 1/4 x 9 3/4	14	16 1/2	1 3/4		
18134	11	1 3/4	4 1/4 x 9 3/4	15	21	1 7/8 OD		2 7/8
18212	3	1 3/4	4 1/4 x 9 3/4	15	28	2 OD		2 7/8
18479	11	1 3/4	4 1/4 x 9 3/4	15	21	1 7/8 OD		2 7/8
21348	11	1 3/4	4 1/4 x 9 3/4	15	21	1 7/8 OD		2 7/8
17826	12	1 3/4	4 1/4 x 9 3/4	16	20 1/2	1 7/8 OD		
17875	3	1 3/4	4 1/4 x 9 3/4	16	21	1 3/4		
18315	2	1 3/4	4 1/4 x 9 3/4	16	20 1/2	1 7/8 OD		2 7/8
17194	3	1 3/4	4 1/4 x 9 3/4	18	23	1 3/4		
18208	11	1 3/4	4 1/4 x 9 3/4	18	21	2		3 3/4
18249	12	1 3/4	4 1/4 x 9 3/4	18	21	1 1/2		3 3/4
18304	12	1 3/4	4 1/4 x 9 3/4	19	22	1 1/2		2 7/8
21320	2	1 3/4	4 1/4 x 9 3/4	19	25 1/8	2 OD		2 7/8
21321	2	1 3/4	4 1/4 x 9 3/4	19	25 1/8	2 OD		2 7/8
21322	2	1 3/4	4 1/4 x 9 3/4	19	27 7/16	1 3/4 OD		2 7/8
21323	2	1 3/4	4 1/4 x 9 3/4	19	27 7/16	1 3/4 OD		2 7/8
18355	11	1 3/4	4 1/4 x 9 3/4	20	24	2		2 7/8
17191	3	1 3/4	4 1/4 x 9 3/4	21	24	1 3/4		
18256	2	1 3/4	4 1/4 x 9 3/4	21	24	1 3/4		2 7/8
22519	2	1 3/4	4 1/4 x 9 3/4	21	24	1 3/4		2 7/8
18572	2	1 3/4	5 1/2 x 11	12	19 3/4	1 3/4 OD		3 1/2
21140	2	1 3/4	5 1/2 x 11	12	19 3/4	1 3/4		3 1/2
18851	11	1 3/4	5 1/2 x 11	13	15 1/2	1 3/4		3 3/4
18446	11	1 3/4 OD	5 1/2 x 11	13	32	1 7/8 OD		4
21677	11	1 3/4	5 1/2 x 11	14	27 3/4	2 1/4 OD		3
21678	11	1 3/4	5 1/2 x 11	14	28 1/2	2 1/4 OD		3
18241	11	1 3/4	5 1/2 x 11	16	21 1/2	1 3/4		1 1/2
18899	2	1 3/4 OD	5 1/2 x 11	17	32 3/4	1 3/4 OD		
18448	2	1 3/4	5 1/2 x 11	18	27 5/8	1 5/8		4
18472	11	1 3/4	5 1/2 x 11	18	25	1 3/4		4
18963	16	1 3/4	5 1/2 x 11	18	39 1/2	2 OD		
18964	16	1 3/4	5 1/2 x 11	18	30	2 OD		
21105▲	2	1 3/4	5 1/2 x 11	18	27 1/2	1 11/16		3 3/4
18809	2	1 3/4 OD	5 1/2 x 11	18	56 11/16	1 3/4 OD		
18879	2	1 3/4 OD	5 1/2 x 11	18	57 3/8	1 3/4 OD		
22755	14	1 3/4	5 1/2 x 11	20	24 1/2	1 3/4 OD		1 1/2
18469	2	1 3/4	7 x 9	12	15	1 1/2		2
18222	1	1 3/4	7 x 9	12	15 1/2	1 1/2		
18862	2	1 3/4 OD	7 x 9	12	33	1 1/2 OD		
18867	2	1 3/4 OD	7 x 9	12	42 1/4	1 1/2 OD		
18911	2	1 3/4	7 x 9	13	23	1 7/8 OD		
21646	1	1 3/4 OD	7 x 9	13	24	1 3/4 OD		
21647	1	1 3/4 OD	7 x 9	13	24	1 3/4 OD		
18585	2	1 3/4 OD	7 x 9	13	32 1/2	1 3/4 OD		
18816	2	1 3/4	7 x 9	13	35	1 3/4 OD		
18558	2	1 3/4 OD	7 x 9	13	42	1 3/4 OD		
18561	2	1 3/4	7 x 9	13	42	1 3/4 OD		
18943	2	1 3/4	7 x 9	15	37 1/4	2 OD		
18905	2	1 3/4 OD	7 x 9	15	39 1/4	1 3/4 OD		
18834	2	1 3/4	7 x 9	16	23	1 3/4		2
18262	12	1 3/4	7 x 9	16	23 3/4	1 1/2 OD		1
21572	2	1 3/4	7 x 9	18	27 3/4	1 3/4		2
21528	2	1 3/4	7 x 9	18	28 7/8	1 3/4		1 3/4
18846	2	1 3/4 OD	7 x 9	20	26 1/2	2 OD		
21012	2	1 5/8	6	10	18 1/2	1 1/2		1 1/2
18149	2	1 5/8	6	15	18	1 1/2		1 1/2



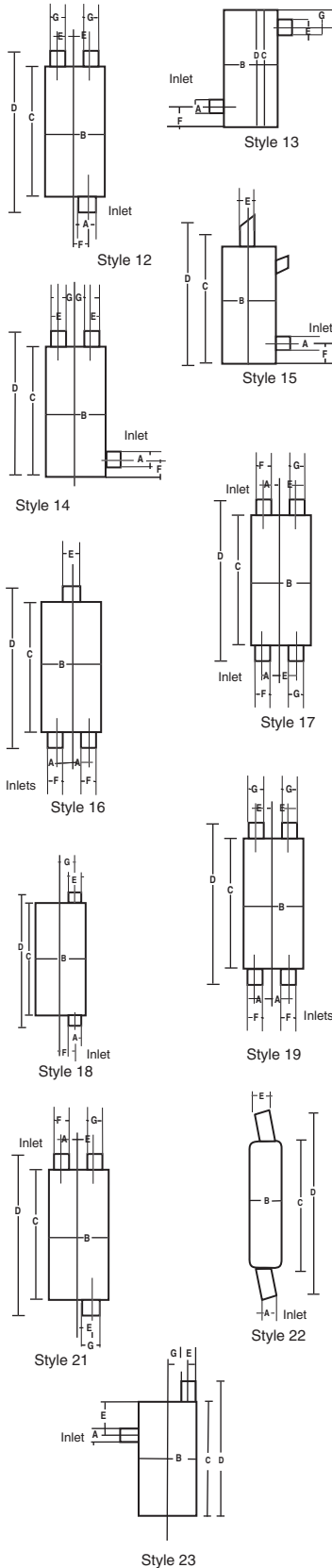
▲ Arc Welded.  
□ Welded Heat Shield.

❖ Resonator.  
# Special Style, not shown.

AS Aluminized Spout.  
ST Stainless Tip.

WF Welded Flange.

## TABLE 2 - MUFFLER SPECIFICATIONS BY INLET SIZE



Part No.	Style	Inlet ID (A)	Shell Dia. (B)	Shell Length (C)	Overall Length (D)	Outlet ID (E)	Inlet Offset (F)	Outlet Offset (G)
18376	3	1 $\frac{5}{8}$	3 $\frac{1}{4}$ x 7 $\frac{3}{4}$	16	19 $\frac{1}{4}$	1 $\frac{1}{2}$		2 $\frac{1}{2}$
22221	3	1 $\frac{5}{8}$	3 $\frac{1}{4}$ x 7 $\frac{3}{4}$	16	19 $\frac{1}{4}$	1 $\frac{1}{2}$		2 $\frac{1}{2}$
17865	1	1 $\frac{5}{8}$	3 $\frac{1}{4}$ x 7 $\frac{3}{4}$	17	22	1 $\frac{5}{8}$		
18364	3	1 $\frac{5}{8}$ OD	4 $\frac{1}{4}$ x 8 $\frac{13}{16}$	14	39 $\frac{3}{8}$	1 $\frac{1}{2}$ OD		2
21130	11	1 $\frac{5}{8}$ WF	4 $\frac{1}{4}$ x 8 $\frac{13}{16}$	12	23 $\frac{1}{2}$	1		
22415	1	1 $\frac{5}{8}$ WF	3 $\frac{1}{2}$	12	18 $\frac{1}{2}$	1 $\frac{1}{2}$		
18227	1	1 $\frac{7}{8}$	4	17	21	1 $\frac{7}{8}$		
18362	1	1 $\frac{7}{8}$	4	17	23	1 $\frac{7}{8}$		
22281	1	1 $\frac{7}{8}$	4	18	21	1 $\frac{7}{8}$		
17856	2	1 $\frac{7}{8}$	5	19	27 $\frac{1}{2}$	1 $\frac{7}{8}$		
18449	2	1 $\frac{7}{8}$	5	19	25 $\frac{1}{2}$	1 $\frac{7}{8}$ OD	1	1 $\frac{1}{4}$
17835	2	1 $\frac{7}{8}$	6	15	19 $\frac{1}{2}$	2		
18173	2	1 $\frac{7}{8}$	6	15	19 $\frac{1}{2}$	2	2	2
18273	2	1 $\frac{7}{8}$	6	15	19 $\frac{1}{2}$	2	1 $\frac{1}{2}$	1 $\frac{1}{2}$
18884	2	1 $\frac{7}{8}$ OD	7	15	45 $\frac{1}{4}$	1 $\frac{7}{8}$ OD		
18179	2	1 $\frac{7}{8}$	6	16	25	1 $\frac{7}{8}$ OD	1 $\frac{1}{2}$	1 $\frac{1}{2}$
17189	2	1 $\frac{7}{8}$	6	17	22	1 $\frac{3}{4}$		
17847	2	1 $\frac{7}{8}$	6	17	25	1 $\frac{7}{8}$ OD		
18292	2	1 $\frac{7}{8}$	6	17	25	1 $\frac{7}{8}$ OD	1 $\frac{1}{2}$	1 $\frac{1}{2}$
18199	2	1 $\frac{7}{8}$	6	22	26	2 OD	1 $\frac{1}{2}$	1 $\frac{1}{2}$
21949	2	1 $\frac{7}{8}$	6	22	26	2 OD	1 $\frac{1}{2}$	1 $\frac{1}{2}$
18322	2	1 $\frac{7}{8}$	7	15	18	1 $\frac{3}{4}$	1 $\frac{3}{4}$	1 $\frac{3}{4}$
18326	2	1 $\frac{7}{8}$	7	15	22	1 $\frac{1}{2}$ OD	1 $\frac{3}{4}$	1 $\frac{3}{4}$
18330	2	1 $\frac{7}{8}$	7	15	18	1 $\frac{3}{4}$	1 $\frac{3}{4}$	1 $\frac{3}{4}$
18552	12	1 $\frac{7}{8}$	7	15	24 $\frac{3}{8}$	1 $\frac{1}{2}$	2	2 $\frac{1}{4}$
18582	2	1 $\frac{7}{8}$	7	16	29 $\frac{7}{16}$	1 $\frac{3}{4}$ OD		
18213	2	1 $\frac{7}{8}$	7	19	28 $\frac{3}{4}$	1 $\frac{3}{4}$ OD	1 $\frac{3}{4}$	1 $\frac{3}{4}$
18563	2	1 $\frac{7}{8}$	7	19	34 $\frac{1}{2}$	1 $\frac{7}{8}$ OD		
18935	2	1 $\frac{7}{8}$ OD	7	23	44 $\frac{1}{4}$	1 $\frac{7}{8}$ OD		
18210	2	1 $\frac{7}{8}$	3 $\frac{1}{4}$ x 7 $\frac{3}{4}$	13	21 $\frac{5}{8}$	1 $\frac{1}{2}$ OD		1 $\frac{1}{2}$
18178	11	1 $\frac{7}{8}$	4 $\frac{1}{4}$ x 8 $\frac{13}{16}$	15	21 $\frac{1}{2}$	1 $\frac{7}{8}$		2 $\frac{5}{8}$
18369	1	1 $\frac{7}{8}$	4 $\frac{1}{4}$ x 8 $\frac{13}{16}$	16	19	1 $\frac{7}{8}$		
18350	11	1 $\frac{7}{8}$	4 $\frac{1}{4}$ x 8 $\frac{13}{16}$	18	21 $\frac{3}{4}$	1 $\frac{7}{8}$		2 $\frac{5}{8}$
18243	3	1 $\frac{7}{8}$	4 $\frac{1}{4}$ x 8 $\frac{13}{16}$	19	23	1 $\frac{5}{16}$ OD		2
17817	3	1 $\frac{7}{8}$	4 $\frac{1}{4}$ x 9 $\frac{1}{4}$	16	21 $\frac{1}{2}$	1 $\frac{3}{4}$		
18392	2	1 $\frac{7}{8}$	4 $\frac{1}{4}$ x 9 $\frac{1}{4}$	17	20 $\frac{1}{4}$	1 $\frac{3}{4}$	3	3
18374	12	1 $\frac{7}{8}$	5 $\frac{1}{2}$ x 11	18	27 $\frac{1}{8}$	1 $\frac{1}{2}$	3 $\frac{3}{4}$	
18576	2	1 $\frac{7}{8}$	7 x 9	14	17 $\frac{1}{4}$	2 $\frac{1}{4}$	1	1
18801	2	1 $\frac{7}{8}$	7 x 9	14	17 $\frac{1}{4}$	2 $\frac{1}{4}$	1	1
18949	2	1 $\frac{7}{8}$	7 x 9	14	32 $\frac{1}{2}$	2 $\frac{1}{4}$ OD	1	1
18950	2	1 $\frac{7}{8}$	7 x 9	14	32 $\frac{1}{2}$	2 $\frac{1}{4}$ OD	1	1
21381	2	1 $\frac{7}{8}$	7 x 9	14	17 $\frac{1}{4}$	2 $\frac{1}{4}$	1	1
21382	2	1 $\frac{7}{8}$	7 x 9	14	17 $\frac{1}{4}$	2 $\frac{1}{4}$	1	1
21570	2	1 $\frac{7}{8}$	7 x 9	14	32 $\frac{7}{16}$	2 $\frac{1}{4}$ OD	1	1
21571	2	1 $\frac{7}{8}$	7 x 9	14	32 $\frac{7}{16}$	2 $\frac{1}{4}$ OD	1	1
18257	12	1 $\frac{7}{8}$	7 x 9	18	19 $\frac{1}{2}$	1 $\frac{1}{2}$	1	
22529	2	1 $\frac{7}{8}$	7 x 9	18	27 $\frac{1}{2}$	1 $\frac{5}{8}$	2	2
18878	2	1 $\frac{7}{8}$ OD	7 x 9	18	51 $\frac{3}{4}$	1 $\frac{1}{2}$ OD		
18865	2	1 $\frac{7}{8}$ OD	7 x 9	18	52 $\frac{1}{4}$	1 $\frac{1}{2}$ OD		
18206	2	1 $\frac{7}{8}$	7 x 9	19 $\frac{3}{4}$	27 $\frac{1}{2}$	1 $\frac{1}{2}$	1	1
18527	11	1 $\frac{7}{8}$ OD	4 $\frac{1}{4}$ x 8 $\frac{13}{16}$	15	18	1 $\frac{7}{8}$ OD	2 $\frac{5}{8}$	2
18473	1	1 $\frac{7}{8}$ OD	4 $\frac{1}{4}$ x 8 $\frac{13}{16}$	17	51 $\frac{1}{4}$	1 $\frac{7}{8}$ OD		
18528	11	1 $\frac{7}{8}$ OD	4 $\frac{1}{4}$ x 9 $\frac{1}{4}$	12	14 $\frac{1}{2}$	1 $\frac{7}{8}$ OD		2 $\frac{7}{8}$
18859	2	1 $\frac{7}{8}$ OD	5 $\frac{1}{2}$ x 11	13	39 $\frac{3}{8}$	1 $\frac{3}{4}$ OD		
21418	11	1 $\frac{7}{8}$ OD	5 $\frac{1}{2}$ x 11	15	29 $\frac{3}{8}$	2 OD		
21419	11	1 $\frac{7}{8}$ OD	5 $\frac{1}{2}$ x 11	15	29 $\frac{3}{8}$	2 OD		
18877	2	1 $\frac{7}{8}$ OD	5 $\frac{1}{2}$ x 11	18	42 $\frac{15}{16}$	2 OD		
17885	3	1 $\frac{13}{16}$ OD	4 $\frac{1}{4}$ x 8 $\frac{13}{16}$	15	22	1 $\frac{3}{4}$		
17823	1	1 $\frac{15}{16}$	4	13	20	2 OD		
18226	11	1 $\frac{15}{16}$ OD	4 $\frac{1}{4}$ x 8 $\frac{13}{16}$	13	25	1 $\frac{1}{2}$ OD		2 $\frac{5}{8}$
22783	11	1 $\frac{15}{16}$ OD	5 $\frac{1}{2}$ x 11	13	32 $\frac{1}{2}$	1 $\frac{5}{16}$ OD		3 $\frac{3}{4}$
18904	2	1 $\frac{15}{16}$ OD	5 $\frac{1}{2}$ x 11	18	26 $\frac{1}{4}$	2 OD		
21132	1	2	4	11 $\frac{1}{4}$	24	2 AS		
21133	1	2	4	11 $\frac{1}{4}$	24	2 AS		
17852	1	2	4	13	20	2		
18317	1	2	4	15	20	2 $\frac{5}{8}$ OD		
18962	1	2 OD	5	12	49 $\frac{1}{2}$	2 $\frac{1}{4}$ OD		
17198	2	2	5	18	21	2		
18285	2	2	5	18	21	2		1 $\frac{1}{4}$ 1 $\frac{1}{4}$
22445	2	2	5	18	21	2		1 $\frac{1}{4}$ 1 $\frac{1}{4}$
18169	2	2	5	18	24	2		1 $\frac{1}{4}$ 1 $\frac{1}{4}$
17848	2	2	5	19	24	2		
18253	2	2	5	19	24	2		1 $\frac{1}{4}$ 1 $\frac{1}{4}$
21028	1	2	5	21	25 $\frac{3}{4}$	1 $\frac{13}{16}$ OD		

▲ Arc Welded.  
□ Welded Heat Shield.

❖ Resonator.  
# Special Style, not shown.

AS Aluminized Spout.  
ST Stainless Tip.

WF Welded Flange.

GENERAL INFORMATION

PASSENGER CAR

LIGHT TRUCK

MUFFLER SPECS.

OPTIONAL MUFFLERS

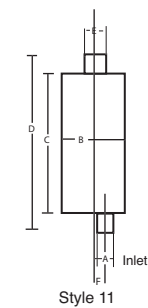
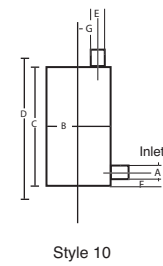
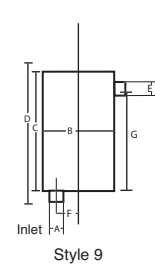
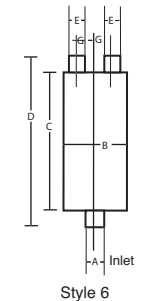
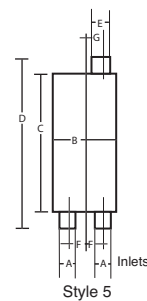
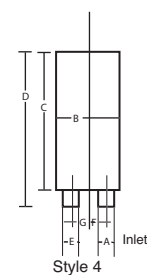
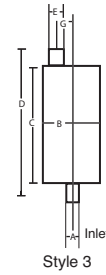
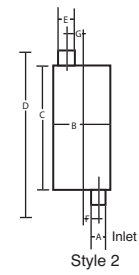
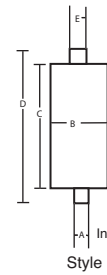
CONVERTER SPECS.

ACCESSORIES

FOOTNOTES

### TABLE 2- MUFFLER SPECIFICATIONS BY INLET SIZE

Part No.	Style	Inlet ID (A)	Shell Dia. (B)	Shell Length (C)	Overall Length (D)	Outlet ID (E)	Inlet Offset (F)	Outlet Offset (G)
22065	2	2	6	13	18 <sup>3</sup> / <sub>4</sub>	2	1 <sup>1</sup> / <sub>2</sub>	1 <sup>1</sup> / <sub>2</sub>
18281	2	2	6	13	18 <sup>3</sup> / <sub>4</sub>	2 OD	1/2	1/2
18400	2	2	6	13	40 <sup>1</sup> / <sub>4</sub>	1 <sup>3</sup> / <sub>4</sub>	1 <sup>1</sup> / <sub>2</sub>	1 <sup>1</sup> / <sub>2</sub>
18370	2	2 OD	6	15	20 <sup>3</sup> / <sub>4</sub>	1 <sup>3</sup> / <sub>4</sub>	1 <sup>1</sup> / <sub>2</sub>	1 <sup>1</sup> / <sub>2</sub>
17902	2	2	6	15	19	2		
18158	2	2	6	15	19 <sup>1</sup> / <sub>2</sub>	2	1 <sup>1</sup> / <sub>2</sub>	1 <sup>1</sup> / <sub>2</sub>
18960	2	2	6	15	80 <sup>1</sup> / <sub>2</sub>	2 OD		
18288	2	2	6	17	20	2	1 <sup>1</sup> / <sub>2</sub>	1 <sup>1</sup> / <sub>2</sub>
17163	2	2	6	17	22	2	1 <sup>1</sup> / <sub>2</sub>	1 <sup>1</sup> / <sub>2</sub>
18130	2	2	6	17	24 <sup>1</sup> / <sub>2</sub>	2	1 <sup>1</sup> / <sub>2</sub>	1 <sup>1</sup> / <sub>2</sub>
22585	2	2	6	18	21	2	1 <sup>1</sup> / <sub>2</sub>	1 <sup>1</sup> / <sub>2</sub>
17914	2	2	6	18	26	2		
17829	2	2	6	20	27	1 <sup>13</sup> / <sub>16</sub> OD		
17854	2	2	6	20	27	2		
17891	2	2	6	22	32	2		
18553	2	2	6	25	29	2	1 <sup>1</sup> / <sub>2</sub>	1 <sup>1</sup> / <sub>2</sub>
18129	2	2	6	25	32 <sup>3</sup> / <sub>4</sub>	2	1 <sup>1</sup> / <sub>2</sub>	1 <sup>1</sup> / <sub>2</sub>
17807	2	2	6	25	33	2		
18238	2	2	6	25	33	2	1 <sup>1</sup> / <sub>2</sub>	1 <sup>1</sup> / <sub>2</sub>
17825	2	2	7	15	19 <sup>1</sup> / <sub>2</sub>	1 <sup>3</sup> / <sub>4</sub>		
18181	2	2	7	15	23 <sup>1</sup> / <sub>2</sub>	1 <sup>3</sup> / <sub>4</sub> OD	1 <sup>3</sup> / <sub>4</sub>	1 <sup>3</sup> / <sub>4</sub>
18153	2	2	7	16	19	2	1 <sup>3</sup> / <sub>4</sub>	1 <sup>3</sup> / <sub>4</sub>
22342	2	2	7	16	23 <sup>1</sup> / <sub>2</sub>	1 <sup>3</sup> / <sub>4</sub> OD	2 <sup>1</sup> / <sub>4</sub>	2 <sup>1</sup> / <sub>4</sub>
21030	2	2	7	17	20 <sup>1</sup> / <sub>2</sub>	2	2 <sup>1</sup> / <sub>4</sub>	
18841	12	2 OD	7	17	29	1 <sup>7</sup> / <sub>8</sub> OD	2 <sup>1</sup> / <sub>4</sub>	2 <sup>1</sup> / <sub>4</sub>
18858	2	2	7	17	41 <sup>3</sup> / <sub>8</sub>	1 <sup>7</sup> / <sub>8</sub> OD		
18476	2	2	7	18	21	2	1 <sup>3</sup> / <sub>4</sub>	1 <sup>3</sup> / <sub>4</sub>
22286	2	2	7	18	21	2	1 <sup>3</sup> / <sub>4</sub>	1 <sup>3</sup> / <sub>4</sub>
18391	2	2	7	19	27 <sup>7</sup> / <sub>8</sub>	2 AS	1 <sup>3</sup> / <sub>4</sub>	
18348	2	2	7	20	24	2	1 <sup>3</sup> / <sub>4</sub>	1 <sup>3</sup> / <sub>4</sub>
22603▲	2	2	7	20	24 <sup>1</sup> / <sub>2</sub>	2	1	
22670	2	2	7	20	26 <sup>3</sup> / <sub>4</sub>	2 OD	1 <sup>3</sup> / <sub>4</sub>	1 <sup>3</sup> / <sub>4</sub>
18251	2	2	7	21	24	2	1 <sup>3</sup> / <sub>4</sub>	1 <sup>3</sup> / <sub>4</sub>
22483	2	2	7	21	24 <sup>1</sup> / <sub>4</sub>	2	1 <sup>3</sup> / <sub>4</sub>	1 <sup>3</sup> / <sub>4</sub>
22494	2	2	7	21	24 <sup>1</sup> / <sub>4</sub>	2	1 <sup>3</sup> / <sub>4</sub>	1 <sup>3</sup> / <sub>4</sub>
18587	2	2	7	21	61 <sup>3</sup> / <sub>8</sub>	2 <sup>1</sup> / <sub>4</sub> OD		
18306	2	2	7	25	29	2 OD	1 <sup>3</sup> / <sub>4</sub>	1 <sup>3</sup> / <sub>4</sub>
18333	1	2	7	25	29	2		
18402	2	2	7	25	28	1 <sup>3</sup> / <sub>4</sub>	1 <sup>3</sup> / <sub>4</sub>	1 <sup>3</sup> / <sub>4</sub>
18359	18	2	3 <sup>1</sup> / <sub>4</sub> x 7 <sup>3</sup> / <sub>4</sub>	9	11 <sup>1</sup> / <sub>2</sub>	2	2 <sup>1</sup> / <sub>2</sub>	2 <sup>1</sup> / <sub>2</sub>
18343	1	2	3 <sup>1</sup> / <sub>4</sub> x 7 <sup>3</sup> / <sub>4</sub>	9	12	2		
17602	11	2	3 <sup>1</sup> / <sub>4</sub> x 7 <sup>3</sup> / <sub>4</sub>	11	16	2	2 <sup>1</sup> / <sub>2</sub>	
17603	2	2	3 <sup>1</sup> / <sub>4</sub> x 7 <sup>3</sup> / <sub>4</sub>	11	16	2	2 <sup>1</sup> / <sub>2</sub>	
21598	2	2	3 <sup>1</sup> / <sub>4</sub> x 7 <sup>3</sup> / <sub>4</sub>	11	15 <sup>1</sup> / <sub>2</sub>	2 <sup>1</sup> / <sub>4</sub>	2 <sup>1</sup> / <sub>2</sub>	2 <sup>1</sup> / <sub>2</sub>
17604	11	2	3 <sup>1</sup> / <sub>4</sub> x 7 <sup>3</sup> / <sub>4</sub>	14	18 <sup>1</sup> / <sub>2</sub>	2	2 <sup>1</sup> / <sub>2</sub>	
21527	16	2	3 <sup>1</sup> / <sub>4</sub> x 7 <sup>3</sup> / <sub>4</sub>	18	22	2 <sup>1</sup> / <sub>4</sub> OD		
21532	2	2	3 <sup>1</sup> / <sub>4</sub> x 7 <sup>3</sup> / <sub>4</sub>	18	22	2		
21314	3	2	3 <sup>1</sup> / <sub>4</sub> x 7 <sup>3</sup> / <sub>4</sub>	27	33 <sup>3</sup> / <sub>4</sub>	1 <sup>13</sup> / <sub>16</sub> OD	2 <sup>1</sup> / <sub>2</sub>	
21429	2	2 OD	4 <sup>1</sup> / <sub>4</sub> x 8 <sup>13</sup> / <sub>16</sub>	10	24	2 OD	2	2
17857	3	2	4 <sup>1</sup> / <sub>4</sub> x 8 <sup>13</sup> / <sub>16</sub>	11	13 <sup>3</sup> / <sub>4</sub>	1 <sup>3</sup> / <sub>4</sub>		
17912	3	2	4 <sup>1</sup> / <sub>4</sub> x 8 <sup>13</sup> / <sub>16</sub>	11	13 <sup>3</sup> / <sub>4</sub>	1 <sup>3</sup> / <sub>4</sub>		
18146	11	2	4 <sup>1</sup> / <sub>4</sub> x 8 <sup>13</sup> / <sub>16</sub>	11	13 <sup>3</sup> / <sub>4</sub>	1 <sup>3</sup> / <sub>4</sub>	2 <sup>5</sup> / <sub>8</sub>	
18316	11	2	4 <sup>1</sup> / <sub>4</sub> x 8 <sup>13</sup> / <sub>16</sub>	11	18 <sup>1</sup> / <sub>4</sub>	1 <sup>3</sup> / <sub>4</sub> OD	2 <sup>5</sup> / <sub>8</sub>	
18367	1	2	4 <sup>1</sup> / <sub>4</sub> x 8 <sup>13</sup> / <sub>16</sub>	11	22	2 OD		
18353	11	2	4 <sup>1</sup> / <sub>4</sub> x 8 <sup>13</sup> / <sub>16</sub>	12	23 <sup>1</sup> / <sub>4</sub>	1 <sup>7</sup> / <sub>8</sub>	2	
17904	3	2	4 <sup>1</sup> / <sub>4</sub> x 8 <sup>13</sup> / <sub>16</sub>	13	16 <sup>1</sup> / <sub>2</sub>	2		
17188	3	2	4 <sup>1</sup> / <sub>4</sub> x 8 <sup>13</sup> / <sub>16</sub>	13	17	2 <sup>7</sup> / <sub>8</sub>		
18389	3	2	4 <sup>1</sup> / <sub>4</sub> x 8 <sup>13</sup> / <sub>16</sub>	13	17	2 <sup>7</sup> / <sub>8</sub>	2	
17900	2	2	4 <sup>1</sup> / <sub>4</sub> x 8 <sup>13</sup> / <sub>16</sub>	13	18	2		
18843	11	2 OD	4 <sup>1</sup> / <sub>4</sub> x 8 <sup>13</sup> / <sub>16</sub>	13	40	2 OD		
18414	2	2	4 <sup>1</sup> / <sub>4</sub> x 8 <sup>13</sup> / <sub>16</sub>	14	17 <sup>1</sup> / <sub>4</sub>	2	2 <sup>5</sup> / <sub>8</sub>	2
18157	2	2	4 <sup>1</sup> / <sub>4</sub> x 8 <sup>13</sup> / <sub>16</sub>	15	18	2	2 <sup>5</sup> / <sub>8</sub>	2
17895	3	2	4 <sup>1</sup> / <sub>4</sub> x 8 <sup>13</sup> / <sub>16</sub>	15	21 <sup>1</sup> / <sub>2</sub>	2		
18102	11	2	4 <sup>1</sup> / <sub>4</sub> x 8 <sup>13</sup> / <sub>16</sub>	15	21 <sup>1</sup> / <sub>2</sub>	2	2 <sup>5</sup> / <sub>8</sub>	
18125	11	2	4 <sup>1</sup> / <sub>4</sub> x 8 <sup>13</sup> / <sub>16</sub>	15	24	2	2 <sup>5</sup> / <sub>8</sub>	
21354	2	2	4 <sup>1</sup> / <sub>4</sub> x 8 <sup>13</sup> / <sub>16</sub>	16	19	2	2	2
18349	11	2	4 <sup>1</sup> / <sub>4</sub> x 8 <sup>13</sup> / <sub>16</sub>	16	20 <sup>3</sup> / <sub>4</sub>	2 <sup>1</sup> / <sub>16</sub> OD	2 <sup>5</sup> / <sub>8</sub>	
22430	11	2	4 <sup>1</sup> / <sub>4</sub> x 8 <sup>13</sup> / <sub>16</sub>	16	20 <sup>3</sup> / <sub>4</sub>	2	2	
17851	3	2	4 <sup>1</sup> / <sub>4</sub> x 8 <sup>13</sup> / <sub>16</sub>	16	21 <sup>3</sup> / <sub>4</sub>	2		
21064	3	2	4 <sup>1</sup> / <sub>4</sub> x 8 <sup>13</sup> / <sub>16</sub>	18	21	2	1/2	
18155	11	2	4 <sup>1</sup> / <sub>4</sub> x 8 <sup>13</sup> / <sub>16</sub>	18	21 <sup>3</sup> / <sub>4</sub>	2	2 <sup>5</sup> / <sub>8</sub>	
18174	2	2	4 <sup>1</sup> / <sub>4</sub> x 8 <sup>13</sup> / <sub>16</sub>	18	22	2	2 <sup>5</sup> / <sub>8</sub>	2
17906	2	2	4 <sup>1</sup> / <sub>4</sub> x 8 <sup>13</sup> / <sub>16</sub>	18	24 <sup>1</sup> / <sub>2</sub>	2		
18105	2	2	4 <sup>1</sup> / <sub>4</sub> x 8 <sup>13</sup> / <sub>16</sub>	18	24 <sup>1</sup> / <sub>2</sub>	2	2 <sup>5</sup> / <sub>8</sub>	2



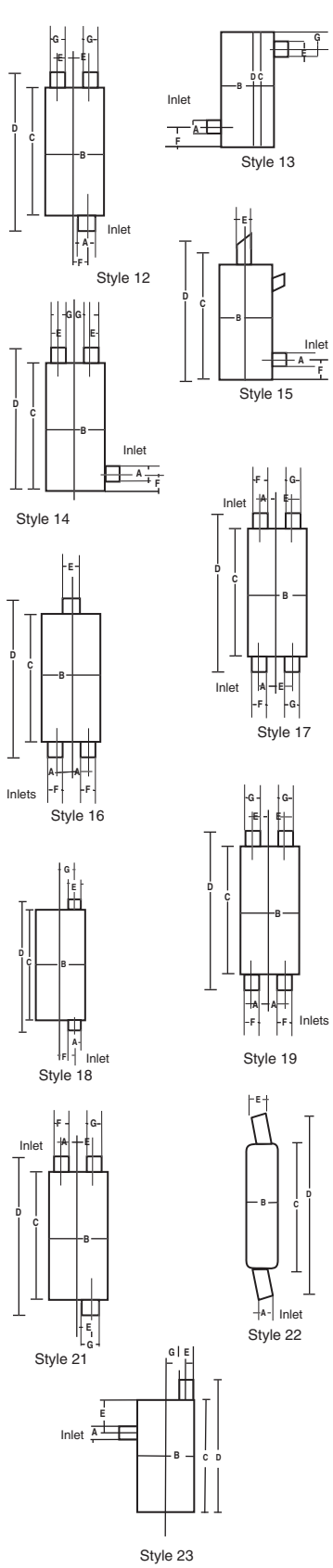
▲ Arc Welded.  
□ Welded Heat Shield.

❖ Resonator.  
# Special Style, not shown.

AS Aluminized Spout.  
ST Stainless Tip.

WF Welded Flange.

## TABLE 2 - MUFFLER SPECIFICATIONS BY INLET SIZE



Part No.	Style	Inlet ID (A)	Shell Dia. (B)	Shell Length (C)	Overall Length (D)	Outlet ID (E)	Inlet Offset (F)	Outlet Offset (G)
17810	3	2	4¼ x 8 <sup>13</sup> / <sub>16</sub>	18	25	2		
17886	3	2	4¼ x 8 <sup>13</sup> / <sub>16</sub>	18	25	2		
18101	11	2	4¼ x 8 <sup>13</sup> / <sub>16</sub>	18	25	2	2 <sup>5</sup> / <sub>8</sub>	
18237	11	2	4¼ x 8 <sup>13</sup> / <sub>16</sub>	18	25	2	2 <sup>5</sup> / <sub>8</sub>	
18171	11	2 OD	4¼ x 8 <sup>13</sup> / <sub>16</sub>	18	25½	2½	2 <sup>5</sup> / <sub>8</sub>	
17894	2	2	4¼ x 8 <sup>13</sup> / <sub>16</sub>	18	28	2		
18856	1	2	4¼ x 8 <sup>13</sup> / <sub>16</sub>	18	34 <sup>11</sup> / <sub>16</sub>	2		
18470	1	2	4¼ x 8 <sup>13</sup> / <sub>16</sub>	18	47 <sup>5</sup> / <sub>8</sub>	2 OD		
18910	1	2	4¼ x 8 <sup>13</sup> / <sub>16</sub>	22	35½	2 OD		
18940	2	2	4¼ x 9¾	9	35¾	2 OD		
22561	2	2 OD	4¼ x 9¾	12	19	2¼	3	3
18196	3	2	4¼ x 9¾	13	22	1¾ OD	2 <sup>7</sup> / <sub>8</sub>	
18351	3	2	4¼ x 9¾	13	16¼	2¼	2 <sup>7</sup> / <sub>8</sub>	
18431	11	2	4¼ x 9¾	14	17	1 <sup>7</sup> / <sub>8</sub>	2 <sup>7</sup> / <sub>8</sub>	
18847	2	2	4¼ x 9¾	14	17½	1 <sup>7</sup> / <sub>8</sub>	2 <sup>7</sup> / <sub>8</sub>	2 <sup>7</sup> / <sub>8</sub>
17611	11	2	4¼ x 9¾	14	18½	2	2½	
17612	2	2	4¼ x 9¾	14	18½	2	2½	
17815	2	2	4¼ x 9¾	14	18½	2		
18233	2	2	4¼ x 9¾	14	18½	2	2 <sup>7</sup> / <sub>8</sub>	2 <sup>7</sup> / <sub>8</sub>
18247	2	2	4¼ x 9¾	15	18½	1¾	2 <sup>7</sup> / <sub>8</sub>	2 <sup>7</sup> / <sub>8</sub>
17834	2	2	4¼ x 9¾	15	19½	2		
18276	2	2	4¼ x 9¾	15	19½	2	2 <sup>7</sup> / <sub>8</sub>	2 <sup>7</sup> / <sub>8</sub>
18258	12	2	4¼ x 9¾	15	26 <sup>3</sup> / <sub>8</sub>	2 OD	3	
18397	3	2	4¼ x 9¾	15	28 <sup>3</sup> / <sub>8</sub>	2 OD	2 <sup>7</sup> / <sub>8</sub>	
18419	3	2	4¼ x 9¾	15	35½	2 OD	2	
18382	2	2	4¼ x 9¾	16	19	1¾	2 <sup>7</sup> / <sub>8</sub>	2 <sup>7</sup> / <sub>8</sub>
17870	3	2	4¼ x 9¾	16	19¾	2		
18154	11	2	4¼ x 9¾	16	20	2	2 <sup>7</sup> / <sub>8</sub>	
18150	11	2	4¼ x 9¾	16	20½	2	2 <sup>7</sup> / <sub>8</sub>	
18395	3	2	4¼ x 9¾	16	20½	2 OD	2 <sup>7</sup> / <sub>8</sub>	
17874	3	2	4¼ x 9¾	16	20¾	2		
21316	11	2 OD	4¼ x 9¾	16	28¼	2 OD	3	
21317	11	2 OD	4¼ x 9¾	16	28¼	2 OD	3	
18205	12	2	4¼ x 9¾	16	27	2 OD	2 <sup>7</sup> / <sub>8</sub>	
18271	11	2	4¼ x 9¾	16	27	2	2 <sup>7</sup> / <sub>8</sub>	
18246	11	2	4¼ x 9¾	16	27 <sup>13</sup> / <sub>16</sub>	2 OD	3	
18848	2	2	4¼ x 9¾	16	19	2	2 <sup>7</sup> / <sub>8</sub>	2 <sup>7</sup> / <sub>8</sub>
18933	2	2	4¼ x 9¾	16	27 <sup>5</sup> / <sub>8</sub>	2 OD		
21199	2	2	4¼ x 9¾	16	19	2	2 <sup>7</sup> / <sub>8</sub>	2 <sup>7</sup> / <sub>8</sub>
18248	2	2	4¼ x 9¾	17	20½	1 <sup>7</sup> / <sub>8</sub>	2 <sup>7</sup> / <sub>8</sub>	2 <sup>7</sup> / <sub>8</sub>
18365	11	2	4¼ x 9¾	17	27¾	1¾ OD	2 <sup>7</sup> / <sub>8</sub>	
18203	12	2	4¼ x 9¾	17	33½	2 OD	2 <sup>7</sup> / <sub>8</sub>	
18836	2	2	4¼ x 9¾	18	21¾	1 <sup>7</sup> / <sub>8</sub>	2 <sup>7</sup> / <sub>8</sub>	2 <sup>7</sup> / <sub>8</sub>
18379	11	2	4¼ x 9¾	18	22	2¼	2 <sup>7</sup> / <sub>8</sub>	
17860	11	2	4¼ x 9¾	18	22¼	1¾		
18282	11	2	4¼ x 9¾	18	22¼	1¾	2 <sup>7</sup> / <sub>8</sub>	
22736	11	2	4¼ x 9¾	18	27½	1¾	2 <sup>7</sup> / <sub>8</sub>	
18183	11	2	4¼ x 9¾	18	29½	1¾ OD	2 <sup>7</sup> / <sub>8</sub>	
18194	11	2	4¼ x 9¾	18	33½	2 OD	2 <sup>7</sup> / <sub>8</sub>	
18358	11	2	4¼ x 9¾	18	33½	2 OD	2 <sup>7</sup> / <sub>8</sub>	
18483	11	2	4¼ x 9¾	18	33 <sup>7</sup> / <sub>16</sub>	2 OD	3	
18335	2	2	4¼ x 9¾	19	22	2	2 <sup>7</sup> / <sub>8</sub>	2 <sup>7</sup> / <sub>8</sub>
22352	2	2	4¼ x 9¾	19	22	2	2 <sup>7</sup> / <sub>8</sub>	2 <sup>7</sup> / <sub>8</sub>
18407	2	2	4¼ x 9¾	19	22¾	2	2 <sup>7</sup> / <sub>8</sub>	2 <sup>7</sup> / <sub>8</sub>
17164	11	2	4¼ x 9¾	19	23	2	3½	
17877	2	2	4¼ x 9¾	19	23½	2		
18303	2	2	4¼ x 9¾	19	23½	2	2 <sup>7</sup> / <sub>8</sub>	2 <sup>7</sup> / <sub>8</sub>
21479	11	2	4¼ x 9¾	19	23½	2	2 <sup>7</sup> / <sub>8</sub>	
17840	3	2	4¼ x 9¾	19	23¾	2		
18275	11	2	4¼ x 9¾	19	23¾	2	2 <sup>7</sup> / <sub>8</sub>	
22052	11	2	4¼ x 9¾	19	23¾	2	2 <sup>7</sup> / <sub>8</sub>	
17844	2	2	4¼ x 9¾	19	24	2		
18182	2	2	4¼ x 9¾	19	24	2	2 <sup>7</sup> / <sub>8</sub>	2 <sup>7</sup> / <sub>8</sub>
18437	2	2	4¼ x 9¾	19	24½	2	2 <sup>7</sup> / <sub>8</sub>	2 <sup>7</sup> / <sub>8</sub>
22105	2	2	4¼ x 9¾	19	24½	2	2 <sup>7</sup> / <sub>8</sub>	2 <sup>7</sup> / <sub>8</sub>
22559	2	2	4¼ x 9¾	19	24½	2	2 <sup>7</sup> / <sub>8</sub>	2 <sup>7</sup> / <sub>8</sub>
22622	2	2	4¼ x 9¾	19	24½	2	2 <sup>7</sup> / <sub>8</sub>	2 <sup>7</sup> / <sub>8</sub>
18190	2	2	4¼ x 9¾	19	25	2	2 <sup>7</sup> / <sub>8</sub>	2 <sup>7</sup> / <sub>8</sub>
18589	2	2	4¼ x 9¾	19	25 <sup>7</sup> / <sub>16</sub>	2 OD	2 <sup>7</sup> / <sub>8</sub>	2 <sup>7</sup> / <sub>8</sub>
21279	2	2	4¼ x 9¾	19	25 <sup>7</sup> / <sub>16</sub>	2 OD	2 <sup>7</sup> / <sub>8</sub>	2 <sup>7</sup> / <sub>8</sub>
18800	2	2	4¼ x 9¾	19	27 <sup>11</sup> / <sub>16</sub>	2 OD	2 <sup>7</sup> / <sub>8</sub>	2 <sup>7</sup> / <sub>8</sub>
21280	2	2	4¼ x 9¾	19	27 <sup>11</sup> / <sub>16</sub>	2 OD	2 <sup>7</sup> / <sub>8</sub>	2 <sup>7</sup> / <sub>8</sub>
18579	2	2	4¼ x 9¾	20	20	2		
21201	2	2	4¼ x 9¾	20	20	2		

▲ Arc Welded.  
□ Welded Heat Shield.

❖ Resonator.  
# Special Style, not shown.

AS Aluminized Spout.  
ST Stainless Tip.

WF Welded Flange.

GENERAL INFORMATION

PASSENGER CAR

LIGHT TRUCK

MUFFLER SPECS.

OPTIONAL MUFFLERS

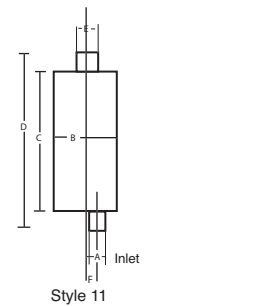
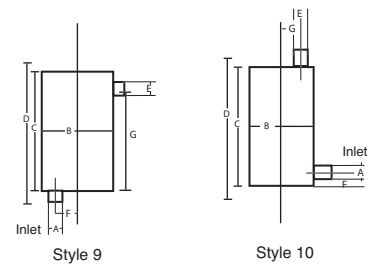
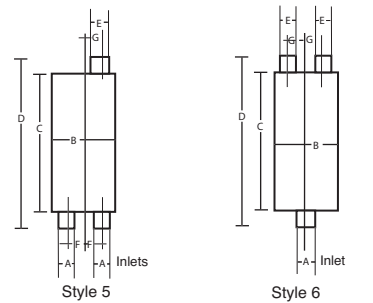
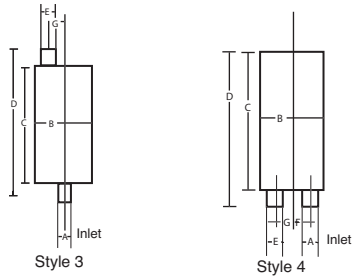
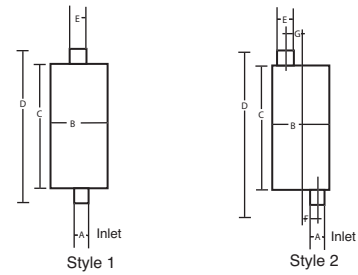
CONVERTER SPECS.

ACCESSORIES

FOOTNOTES

# TABLE 2- MUFFLER SPECIFICATIONS BY INLET SIZE

Part No.	Style	Inlet ID (A)	Shell Dia. (B)	Shell Length (C)	Overall Length (D)	Outlet ID (E)	Inlet Offset (F)	Outlet Offset (G)
18839	3	2	4 1/4 x 9 3/4	20	22	2 OD	2 7/8	2 AS
18464	11	2	4 1/4 x 9 3/4	20	24	2	3	
21438	11	2 OD	4 1/4 x 9 3/4	20	24 13/16	2 OD	2 7/8	
21441	11	2 OD	4 1/4 x 9 3/4	20	24 13/16	2 OD	2	
18845	11	2	4 1/4 x 9 3/4	20	25 1/4	2	2 7/8	
21343	11	2	4 1/4 x 9 3/4	20	25 1/4	2	2 7/8	
21435	11	2 OD	4 1/4 x 9 3/4	20	27 3/4	2 OD	2 7/8	
21440	11	2 OD	4 1/4 x 9 3/4	20	27 3/4	2 OD	2	
18560	3	2 OD	4 1/4 x 9 3/4	20	28 1/4	2 OD	2 7/8	
21342	3	2 OD	4 1/4 x 9 3/4	20	28 1/4	2 OD	2 7/8	
18396	11	2	4 1/4 x 9 3/4	20	33 3/8	2 OD	2 7/8	
21123	11	2	4 1/4 x 9 3/4	20	33 3/4	1 3/4 AS	2 7/8	
21121	16	2	4 1/4 x 9 3/4	20	41 1/2	2 ST	2 7/8	
18811	11	2	4 1/4 x 9 3/4	20	46 3/16	2 OD		
17833	4	2	4 1/4 x 9 3/4	21	24	2		
18588	11	2	4 1/4 x 9 3/4	21	25	2	2 7/8	
21353	11	2	4 1/4 x 9 3/4	21	25	2	2 7/8	
18573	11	2	4 1/4 x 9 3/4	21	25 1/2	2	2 7/8	
18575	11	2	4 1/4 x 9 3/4	21	25 1/2	2	2 7/8	
21190	11	2	4 1/4 x 9 3/4	21	25 1/2	2	2 7/8	
21192	11	2	4 1/4 x 9 3/4	21	25 1/2	2	2 7/8	
17820	3	2	4 1/4 x 9 3/4	21	26 1/4	2		
18385	11	2	4 1/4 x 9 3/4	21	26 1/4	2	2 7/8	
22557	1	2	4 1/4 x 9 3/4	21	29 1/2	2		
18432	11	2	4 1/4 x 9 3/4	21	32 3/8	2 OD	2 7/8	
18295	11	2	4 1/4 x 9 3/4	22	25	2	2 7/8	
22793	11	2	4 1/4 x 9 3/4	22	25	2	2 7/8	
18224	11	2	4 1/4 x 9 3/4	22	26	2	2 7/8	
22790	11	2	4 1/4 x 9 3/4	22	26	2	2 7/8	
21141	2	2	5 1/2 x 11	12	19 3/4	2	3 1/2	
21505	11	2	5 1/2 x 11	13	24 1/2	2 OD	3 1/2	
18953	11	2	5 1/2 x 11	13	25 3/4	2 OD	3 1/2	
18297	6	2	5 1/2 x 11	14	20	1 1/2 OD		
21398	11	2	5 1/2 x 11	15	21 1/4	2 1/4	3 1/2	
21525	11	2 OD	5 1/2 x 11	15	21 1/4	2 1/4 OD	3 1/2	
18802	11	2 OD	5 1/2 x 11	15	24 1/2	2 OD	3 3/4	1
21252	11	2 OD	5 1/2 x 11	15	24 1/2	2 OD	3 3/4	1
21203	2	2	5 1/2 x 11	15	26 1/2	2 1/4	3 3/4	1
21209	2	2	5 1/2 x 11	15	26 3/8	2 1/4 OD	3 3/4	1
18820	12	2 OD	5 1/2 x 11	15	28	2 1/4 OD	3 1/2	
21341	12	2 OD	5 1/2 x 11	15	28 7/16	2 1/4 OD	3 1/2	
18327	1	2 OD	5 1/2 x 11	16	23 1/2	1 3/4		
18478	11	2	5 1/2 x 11	16	24	1 3/4 OD	3 3/4	
18266	6	2	5 1/2 x 11	16	25 1/4	1 3/8 OD		
21198	2	2	5 1/2 x 11	16	26	2 1/4 OD	3 3/4	
18321	11	2 OD	5 1/2 x 11	16	26 11/16	2 OD	1 1/2	
18581	11	2 OD	5 1/2 x 11	16	27 11/16	2 OD	3 3/4	1
21250	11	2 OD	5 1/2 x 11	16	27 11/16	2 OD	3 3/4	1
22461	11	2	5 1/2 x 11	16	27 13/16	2 OD	3	
18597	2	2 OD	5 1/2 x 11	16	29 3/4	1 7/8 OD		
18450	11	2 OD	5 1/2 x 11	17	28 7/8	2 OD	4	
22706	11	2 OD	5 1/2 x 11	17	28 7/8	2 OD	3 3/4	
18919	2	2 OD	5 1/2 x 11	17	29 1/4	2 OD		
18818	2	2 OD	5 1/2 x 11	17	57	1 1/2 OD		
18806	2	2 OD	5 1/2 x 11	18	24 5/8	2 OD	3 3/4	3 3/4
18439	11	2	5 1/2 x 11	18	27 1/2	1 3/4	4	
21284	11	2	5 1/2 x 11	18	27 1/2	1 3/4 OD	3 1/2	
18250	11	2	5 1/2 x 11	18	28 1/2	2 OD	1 1/2	
18441	11	2	5 1/2 x 11	18	29 1/4	2 OD	4	
21285	11	2	5 1/2 x 11	18	29 1/4	2 OD	3 1/2	
18875	2	2 OD	5 1/2 x 11	18	42 7/8	2 OD		
18562	2	2 OD	5 1/2 x 11	18	57	1 5/8 OD		
21562	10	2	5 1/2 x 11	19	27 3/4	2 OD	2 1/2	
18447	11	2	5 1/2 x 11	19	29 1/4	2	4	
21135	11	2	5 1/2 x 11	19	29 1/4	2	3 3/4	1
18903	2	2 OD	5 1/2 x 11	19	30 1/2	2 OD	3 3/4	1
21328	11	2 OD	5 1/2 x 11	19	30 1/2	2 OD	3 3/4	1
21182	11	2 OD	5 1/2 x 11	19	34 3/8	2 OD	1 1/2	
18567	11	2	5 1/2 x 11	19	34 3/8	2 OD	1 1/2	
18886	2	2 OD	5 1/2 x 11	19	46 1/4	2 OD		
21494	2	2	5 1/2 x 11	20	23	2	3 1/2	3 1/2
21181	10	2 OD	5 1/2 x 11	20	28 5/8	2 OD	1 1/2	
18815	5	2 OD	5 1/2 x 11	20	30 1/2	2 1/4	3 1/2 (2)	
21301	5	2 OD	5 1/2 x 11	20	30 1/2	2 1/4	3 1/2 (2)	



▲ Arc Welded.  
□ Welded Heat Shield.

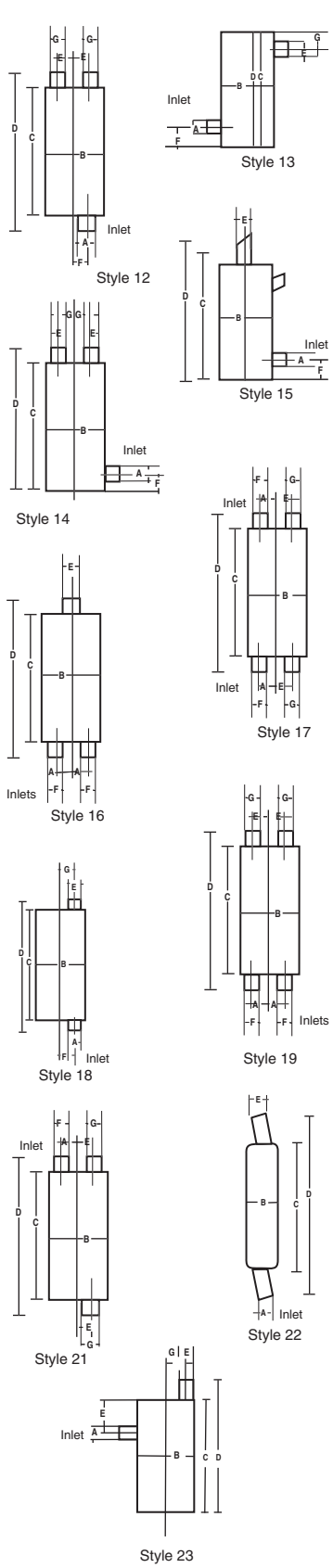
❖ Resonator.  
# Special Style, not shown.

AS Aluminized Spout.  
ST Stainless Tip.

WF Welded Flange.



## TABLE 2 - MUFFLER SPECIFICATIONS BY INLET SIZE



Part No.	Style	Inlet ID (A)	Shell Dia. (B)	Shell Length (C)	Overall Length (D)	Outlet ID (E)	Inlet Offset (F)	Outlet Offset (G)
18855	14	2 WF	5½ x 11	20	33 <sup>5</sup> / <sub>16</sub>	1¾	1½	
21304	11	2 OD	5½ x 11	20	35 <sup>3</sup> / <sub>4</sub>	2 OD	3	
21305	11	2 OD	5½ x 11	20	35 <sup>3</sup> / <sub>4</sub>	2 OD	3	
18578	11	2	5½ x 11	20	36 <sup>1</sup> / <sub>2</sub>	2 OD	3½	
18584	11	2	5½ x 11	20	36 <sup>1</sup> / <sub>2</sub>	2 OD	3½	
18804	11	2	5½ x 11	20	36 <sup>1</sup> / <sub>2</sub>	2 OD	3½	
21263	11	2	5½ x 11	20	36 <sup>1</sup> / <sub>2</sub>	2 OD	3½	
21264	11	2	5½ x 11	20	36 <sup>1</sup> / <sub>2</sub>	2 OD	3½	
21430	11	2	5½ x 11	20	36 <sup>3</sup> / <sub>4</sub>	2¼ OD	3½	
21265	11	2	5½ x 11	20	36 <sup>5</sup> / <sub>8</sub>	2 OD	3½	
18583	11	2	5½ x 11	20	38 <sup>1</sup> / <sub>8</sub>	2 OD	3½	
21267	11	2	5½ x 11	20	38 <sup>1</sup> / <sub>8</sub>	2 OD	3½	
18592	11	2	5½ x 11	20	38 <sup>1</sup> / <sub>8</sub>	2 OD	3½	
21266	11	2	5½ x 11	20	38 <sup>1</sup> / <sub>8</sub>	2 OD	3½	
18828	2	2 OD	5½ x 11	20	39 <sup>3</sup> / <sub>4</sub>	2 OD		
18832	2	2	5½ x 11	20	40 <sup>7</sup> / <sub>16</sub>	2 OD		
18931	3	2 OD	5½ x 11	20	63 <sup>3</sup> / <sub>8</sub>	2 OD		
18888	3	2	5½ x 11	20	74 <sup>3</sup> / <sub>8</sub>	2 OD		
18808	2	2	5½ x 11	21	19 <sup>3</sup> / <sub>4</sub>	2 OD	3½	
21641	4	2	5½ x 11	21	23	2¼	3¾	3¾
21563	11	2	5½ x 11	21	25	2		
21718	16	2	5½ x 11	22	24	1¾		
21501	11	2	7 x 9	12	27	2 OD		
21500	11	2 OD	7 x 9	12	28 <sup>5</sup> / <sub>8</sub>	2 OD		
22708	3	2	7 x 9	13	18 <sup>7</sup> / <sub>8</sub>	2	2	
22709	3	2	7 x 9	13	18 <sup>7</sup> / <sub>8</sub>	2	2	
22711	3	2	7 x 9	13	20	1 <sup>7</sup> / <sub>8</sub>	2	
22712	3	2	7 x 9	13	20	1 <sup>7</sup> / <sub>8</sub>	2	
21108	11	2	7 x 9	13	21	1¾	2	
18422	3	2	7 x 9	13	21½	2 AS		¾
21503	2	2 OD	7 x 9	14	28½	2 OD	2	1
21407	2	2	7 x 9	14	28 <sup>7</sup> / <sub>16</sub>	2 OD	1	2
21408	2	2	7 x 9	14	28 <sup>11</sup> / <sub>16</sub>	2 OD	2 <sup>1</sup> / <sub>8</sub>	2
21502	2	2	7 x 9	14	28 <sup>13</sup> / <sub>16</sub>	2 OD	2	1
18822	2	2 OD	7 x 9	14	29	2¼ OD	2	1
21319	2	2 OD	7 x 9	14	29	2¼ OD	2	1
21574	2	2 OD	7 x 9	14	31 <sup>5</sup> / <sub>8</sub>	2¼ OD		
21575	2	2 OD	7 x 9	14	31 <sup>7</sup> / <sub>16</sub>	2¼ OD		
18363	12	2	7 x 9	15	16½	1½	1	
21318	2	2 OD	7 x 9	15	27½	2¼ OD	2	1
18826	2	2 OD	7 x 9	15	28	2¼ OD	2	1
18881	2	2 OD	7 x 9	15	49 <sup>11</sup> / <sub>16</sub>	1½ OD		
18860	2	2 OD	7 x 9	16	39	2 OD		
21124	2	2	7 x 9	17	24½	1 <sup>7</sup> / <sub>8</sub>	2	2
21125	2	2	7 x 9	17	24½	1 <sup>7</sup> / <sub>8</sub>	2	2
18967	2	2 OD	7 x 9	17	41	2 OD		
18922	2	2 OD	7 x 9	17	46¼	2 OD		
18938	2	2 OD	7 x 9	17	49 <sup>5</sup> / <sub>8</sub>	1¾ OD		
18474	3	2	7 x 9	18	21¼	1¾	2	
18475	3	2	7 x 9	18	21¼	1¾	2	
18939	2	2 OD	7 x 9	18	47 <sup>3</sup> / <sub>8</sub>	2 OD		
18857	2	2 WF	7 x 9	18	49 <sup>9</sup> / <sub>16</sub>	1¾ OD		
21094	6	2	7 x 9	19	21	1¾	2	
21112	6	2	7 x 9	19	21	1¾	2	
18951	2	2	7 x 9	19	22½	2	2	2
21564	2	2	7 x 9	19	22½	2	2 <sup>5</sup> / <sub>8</sub>	2
18467	6	2	7 x 9	19	30	1¾	2	
18471	12	2	7 x 9	19	33	2	3	2
18908	2	2 OD	7 x 9	19	36½	2 OD		
18591	2	2	7 x 9	20	24	2	2	2
21196	2	2	7 x 9	20	24	2	2	2
18265	1	2 OD	7 x 9	20	24½	2 OD		
18225	2	2 OD	7 x 9	20	30	2	2 <sup>5</sup> / <sub>8</sub>	2
18814	11	2	7 x 9	20	43	2 OD		
18812	2	2 OD	7 x 9	20	47	2 OD		
18595	2	2 OD	7 x 9	20	50 <sup>3</sup> / <sub>4</sub>	2 OD		
18571	4	2	7 x 9	22	23 <sup>3</sup> / <sub>4</sub>	2	2	2
21324	4	2	7 x 9	22	23 <sup>3</sup> / <sub>4</sub>	2	2	2
18805	5	2	7 x 9	22	26	2¾ OD	1	1
21289	5	2	7 x 9	22	26	2¾ OD	1	1
21291	5	2	7 x 9	22	26	2¾ OD	1	1
21504	5	2	7 x 9	22	26	2¾ OD	1	1
18821	2	2 OD	7 x 9	22	56	2 OD		
18966	5	2 OD	7 x 9	23	44	2 OD		

▲ Arc Welded.  
□ Welded Heat Shield.

❖ Resonator.  
# Special Style, not shown.

AS Aluminized Spout.  
ST Stainless Tip.

WF Welded Flange.

GENERAL INFORMATION

PASSENGER CAR

LIGHT TRUCK

MUFFLER SPECS.

OPTIONAL MUFFLERS

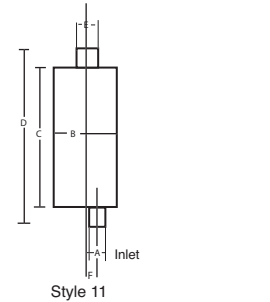
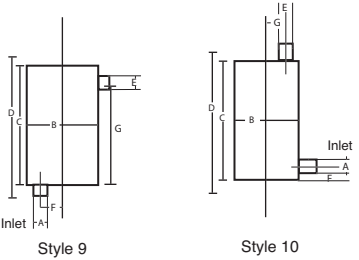
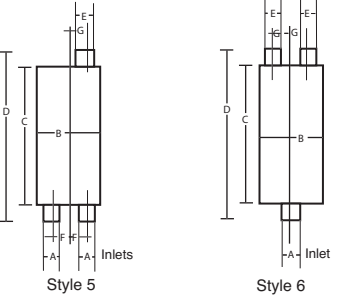
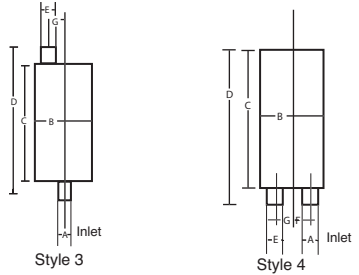
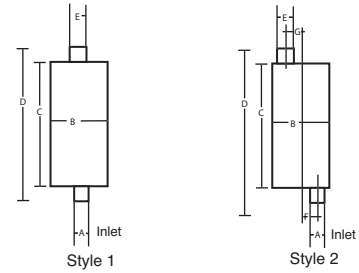
CONVERTER SPECS.

ACCESSORIES

FOOTNOTES

**TABLE 2- MUFFLER SPECIFICATIONS BY INLET SIZE**

Part No.	Style	Inlet ID (A)	Shell Dia. (B)	Shell Length (C)	Overall Length (D)	Outlet ID (E)	Inlet Offset (F)	Outlet Offset (G)
18807	12	2 OD	7 x 9	23	53½	1½ OD		
18824	5	2	7 x 9	24	29	2¾ OD	2	
21282	5	2	7 x 9	24	29	2¾ OD	2	
18557	10	2 OD	7 x 9	24	32⅝	2 OD		
21737	3	2	9 x 7	14	27¾	3 OD	1	
21740	3	2	9 x 7	14	27¾	3 OD	1	
18883	2	2 OD	11½ x 9	14	40¼	1½ OD		
18932	13	2⅞	4¼ x 9¾	20	86¾	2⅞		
18301	2	2⅞	4¼ x 8⅜	18	21½	1¾	2⅞	2
18959	3	2⅞	4¼ x 9¾	20	26½	2¼	2⅞	
22780	#	2⅞	4⅞ x 9¾	20	36½	2 AS		
21034	4	2⅞	7 x 9	17	19	2	2	
18930	2	2⅞ OD	5½ x 11	20	43⅞	2 OD		
17812	1	2¼	4	14	23½	2¼		
22545	1	2¼	4	14	25	2¼ AS		
21992	1	2¼	4	15	28½	2¼ AS		
18361	1	2¼	4	16	20¾	2¼		
21687	1	2¼	4	16	21	2¼		
21388	1	2¼ OD	4	18	26½	4		
21560	1	2¼	4	18	23	2¼		
21122	1	2¼	4	11¼	22½	2½ AS		
21976	1	2¼	5	16	24½	2½ AS		
18312	1	2¼	5	18	34¼	2¾ OD		
22140	1	2¼	5	18	33½	2¼ AS		
22180	1	2¼	5	18	38½	2¼ AS		
18211	2	2¼	6	19	24¼	1¾ OD	1½	1½
17911	2	2¼	6	22	29	2¼		
18156	2	2¼	6	25	29¼	2¼	1½	1½
17868	2	2¼	6	25	31	2		
18142	2	2¼	6	25	31	2¼	1½	1½
18170	2	2¼	6	25	31	2	1½	1½
18319	2	2¼	6	25	31	2	1½	1½
22155	2	2¼	6	26	31	2	1½	1½
18309	12	2¼	7	18	29⅞	1⅞ OD	1¾	
17837	2	2¼	7	24	29¼	2¼		
18245	2	2¼	7	24	29¼	2¼	1¾	1¾
21326	2	2¼	7	24	34⅞	2¼	1¾	1¾
18928	2	2¼ OD	7	24	34⅞	2¼	1¾	1¾
22402	6	2¼	7	25	29	2 OD	1¾	
18357	2	2¼	7	25	29¼	2¼	1¾	1¾
22460	2	2¼	7	25	29¼	2¼	1¾	1¾
17876	6	2¼	7	25	29½	2		
18239	6	2¼	7	25	29½	2	1¾	
22798	2	2¼	7	25	30	2½	1¾	1¾
22177	2	2¼	7	27	31	2¼	1¾	1¾
17878	2	2¼	7	25	31¼	2¼		
18298	2	2¼	7	25	31¼	2¼	1¾	1¾
21358	16	2¼	16	21¼	2¼ OD	1½ (2)		
22623	1	2¼	3¼ x 7¾	11	16¼	2¼		
18925	16	2¼	3¼ x 7¾	16	21¼	2½ OD		
18926	16	2¼	3¼ x 7¾	16	21¼	2¼ OD	1½ (2)	
22348	2	2¼	4¼ x 8⅜	13	16	2¼	2	2
18140	2	2¼	4¼ x 8⅜	15	18	2¼	2⅞	2
18244	2	2¼	4¼ x 8⅜	15	18	2¼	2⅞	2
22440	2	2¼	4¼ x 8⅜	15	18	2¼	2	2
21690	2	2¼	4¼ x 8⅜	15	19	2¼	2⅞	2⅞
21277	2	2¼	4¼ x 8⅜	16	18½	2¼	2	2
21278	2	2¼	4¼ x 8⅜	16	18½	2¼	2	2
18388	11	2¼	4¼ x 8⅜	16	20¾	2¼ OD	2⅞	
18107	11	2¼	4¼ x 8⅜	18	22¾	2	2⅞	
18141	2	2¼	4¼ x 8⅜	18	23	2¼	2⅞	2
18172	2	2¼	4¼ x 8⅜	18	23	2	2⅞	2
17916	2	2¼	4¼ x 8⅜	18	24¼	2¼		
17917	3	2¼	4¼ x 8⅜	18	25	2¼		
17880	2	2¼	4¼ x 8⅜	18	25¾	2		
18111	11	2¼	4¼ x 8⅜	18	26	2	2⅞	
18405	3	2¼	4¼ x 8⅜	19	23	2⅞ OD	2	
18104	21	2¼	4¼ x 8⅜	20	28	2	2⅞	2
18114	2	2¼	4¼ x 8⅜	21	28	2	2⅞	2
17883	3	2¼	4¼ x 8⅜	22	29½	2		
18106	11	2¼	4¼ x 8⅜	22	30	2¼	2⅞	
18900	11	2¼	4¼ x 8⅜	28	30	2¼	2	
21325	11	2¼	4¼ x 8⅜	28	30	2¼	2	
18942	11	2¼	4¼ x 8⅜	28	32	2¼	2	



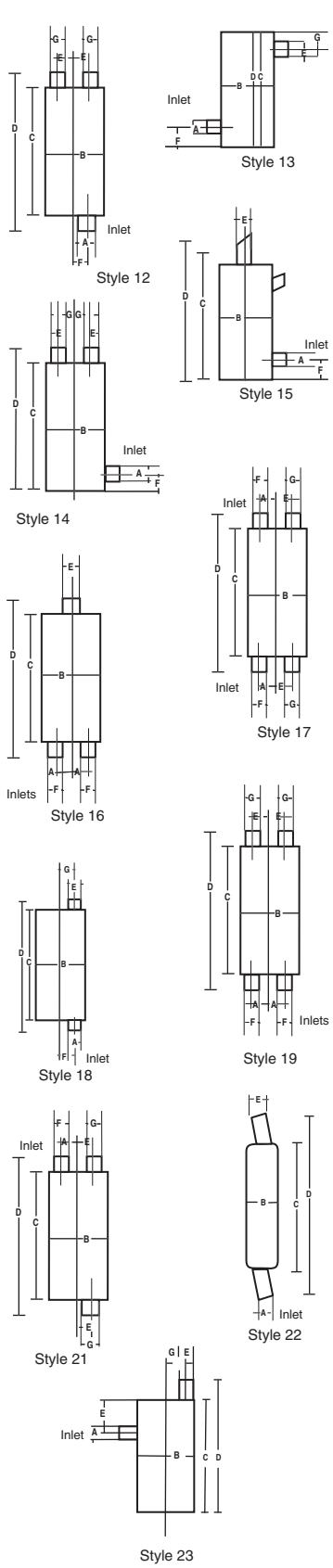
▲ Arc Welded.  
□ Welded Heat Shield.

❖ Resonator.  
# Special Style, not shown.

AS Aluminized Spout.  
ST Stainless Tip.

WF Welded Flange.

## TABLE 2 - MUFFLER SPECIFICATIONS BY INLET SIZE



Part No.	Style	Inlet ID (A)	Shell Dia. (B)	Shell Length (C)	Overall Length (D)	Outlet ID (E)	Inlet Offset (F)	Outlet Offset (G)
21410	11	2 1/4	4 1/4 x 8 13/16	28	32	2 1/4	2	
18892	11	2 1/4 OD	4 1/4 x 8 13/16	28	41 1/4	2 1/4	2	
22990	11	2 1/4 OD	4 1/4 x 8 13/16	28	41 1/4	2 1/4	2	
21031	11	2 1/4	4 1/4 x 9 3/4	13	23 1/4	1 7/8	2 7/8	
22703	12	2 1/4	4 1/4 x 9 3/4	13	24	1 3/4 OD	2 7/8	2 7/8
22579	2	2 1/4	4 1/4 x 9 3/4	14	17 1/2	1 7/8	2 7/8	2 7/8
17613	11	2 1/4	4 1/4 x 9 3/4	14	18 1/2	2 1/4	2 1/2	
17614	2	2 1/4	4 1/4 x 9 3/4	14	18 1/2	2 1/4	2 1/2	
22324	6	2 1/4	4 1/4 x 9 3/4	14	20 3/4	2 1/4 OD	2 7/8	
21372	11	2 1/4	4 1/4 x 9 3/4	14	23 1/2	2 1/4	2 7/8	
21362	11	2 1/4	4 1/4 x 9 3/4	14	24 1/2	2 1/4	2 7/8	
22606	12	2 1/4	4 1/4 x 9 3/4	14	25	2 1/4 AS	2 7/8	
22396	12	2 1/4	4 1/4 x 9 3/4	14	29 1/4	2 1/2 OD	2 7/8	2 7/8
22397	12	2 1/4 OD	4 1/4 x 9 3/4	14	29 1/2	2 1/2 OD	2 7/8	2 7/8
18418	6	2 1/4	4 1/4 x 9 3/4	14	29 3/8	2 1/4 OD		
18417	6	2 1/4	4 1/4 x 9 3/4	14	31 1/8	2 1/4 OD		
18442	3	2 1/4	4 1/4 x 9 3/4	16	19 1/4	2 1/4	2 7/8	
21200	3	2 1/4	4 1/4 x 9 3/4	16	19 1/4	2 1/4	5/8	2 7/8
18128	11	2 1/4	4 1/4 x 9 3/4	16	20	2	2 7/8	
22395	17	2 1/4	4 1/4 x 9 3/4	16	20 1/2	2 1/4	2 7/8	2 7/8
18433	11	2 1/4	4 1/4 x 9 3/4	16	27	2 OD	3	
17190	3	2 1/4	4 1/4 x 9 3/4	16	27 1/4	2 1/4		
18260	11	2 1/4	4 1/4 x 9 3/4	16	27 1/4	2 1/4	2 7/8	
18236	2	2 1/4	4 1/4 x 9 3/4	17	20 1/2	2 1/4	2 7/8	2 7/8
18341	3	2 1/4	4 1/4 x 9 3/4	17	20 1/2	2 1/4	2 7/8	
22349	2	2 1/4	4 1/4 x 9 3/4	17	20 1/2	2 1/4	2 7/8	2 7/8
22501	3	2 1/4	4 1/4 x 9 3/4	17	20 1/2	2 1/4	5/8	2 7/8
18403	11	2 1/4	4 1/4 x 9 3/4	17	21	2 1/4	2 7/8	
17879	12	2 1/4	4 1/4 x 9 3/4	17	23	2		
18296	12	2 1/4	4 1/4 x 9 3/4	17	28 1/4	2 OD	2 7/8	
18574	3	2 1/4	4 1/4 x 9 3/4	18	21 1/2	2 1/4	5/8	2 7/8
21337	3	2 1/4	4 1/4 x 9 3/4	18	21 1/2	2 1/4	5/8	2 7/8
22580	2	2 1/4	4 1/4 x 9 3/4	18	21 3/4	1 7/8	2 7/8	
21456	3	2 1/4 OD	4 1/4 x 9 3/4	18	22	2 1/4	2 7/8	
17843	2	2 1/4	4 1/4 x 9 3/4	18	23	2 1/4		
18235	2	2 1/4	4 1/4 x 9 3/4	18	23	2 1/4	2 7/8	2 7/8
18465	3	2 1/4	4 1/4 x 9 3/4	18	25	2 1/4 OD	3	
21191	2 1/4	2 1/4	4 1/4 x 9 3/4	18	25	2 1/4 OD	3	
18917	3	2 1/4	4 1/4 x 9 3/4	18	28	2	3	
21290	2 1/4	2 1/4	4 1/4 x 9 3/4	18	28	2 OD	3	
18201	11	2 1/4	4 1/4 x 9 3/4	18	29 1/2	2 OD	2 7/8	
22363	11	2 1/4	4 1/4 x 9 3/4	18	29 1/2	2 OD	2 7/8	
18896	3	2 1/4 OD	4 1/4 x 9 3/4	18	35	2 1/4 OD		
17846	2	2 1/4	4 1/4 x 9 3/4	19	23	2		
18234	2	2 1/4	4 1/4 x 9 3/4	19	23	2	2 7/8	2 7/8
18387	3	2 1/4	4 1/4 x 9 3/4	19	23	2 1/4	2 7/8	
18598	2	2 1/4	4 1/4 x 9 3/4	19	23	2	3	3
18599	2	2 1/4	4 1/4 x 9 3/4	19	23	2	3	3
21110	2	2 1/4	4 1/4 x 9 3/4	19	23	2	3	3
21111	2	2 1/4	4 1/4 x 9 3/4	19	23	2	3	3
21424	11	2 1/4	4 1/4 x 9 3/4	19	23	2 1/4		
18345	11	2 1/4	4 1/4 x 9 3/4	19	23 3/4	2	2 7/8	
22070	11	2 1/4	4 1/4 x 9 3/4	19	23 3/4	2	2 7/8	
17836	5	2 1/4	4 1/4 x 9 3/4	19	24	2		
17869	3	2 1/4	4 1/4 x 9 3/4	19	24	2		
18200	11	2 1/4	4 1/4 x 9 3/4	19	24	2	2 7/8	
18232	21	2 1/4	4 1/4 x 9 3/4	19	24	2	2 7/8	
22253	21	2 1/4	4 1/4 x 9 3/4	19	24	2	2 7/8	2 7/8
18499	11	2 1/4	4 1/4 x 9 3/4	19	24 1/4	2 1/4	2 7/8	
18463	11	2 1/4	4 1/4 x 9 3/4	19	25	2 OD	3	
17808	3	2 1/4	4 1/4 x 9 3/4	19	25 3/4	2 1/4		
18230	11	2 1/4	4 1/4 x 9 3/4	19	25 3/4	2 1/4	2 7/8	
18894	2	2 1/4	4 1/4 x 9 3/4	19	26 5/8	2 OD	2 7/8	2 7/8
21386	2	2 1/4	4 1/4 x 9 3/4	19	26 5/8	2 OD	2 7/8	2 7/8
21387	2	2 1/4	4 1/4 x 9 3/4	19	27 7/8	2 OD	2 7/8	2 7/8
18215	2	2 1/4	4 1/4 x 9 3/4	19	29 1/16	2 OD	3	3
21043	2	2 1/4	4 1/4 x 9 3/4	19	29 9/16	2	3	3
18827	11	2 1/4	4 1/4 x 9 3/4	19	32 3/4	2 1/4 OD	2 7/8	
21283	11	2 1/4	4 1/4 x 9 3/4	19	32 3/4	2 1/4	3	
21339	11	2 1/4	4 1/4 x 9 3/4	19	32 3/4	2 1/4	2 7/8	
22317	2	2 1/4	4 1/4 x 9 3/4	20	23	2 1/4	2 7/8	2 7/8
18336	3	2 1/4	4 1/4 x 9 3/4	20	24	2 1/4	2 7/8	
18416	11	2 1/4	4 1/4 x 9 3/4	20	24	2 1/4	2 7/8	
18444	3	2 1/4	4 1/4 x 9 3/4	20	24	2 1/4	3	

▲ Arc Welded.  
□ Welded Heat Shield.

❖ Resonator.  
# Special Style, not shown.

AS Aluminized Spout.  
ST Stainless Tip.

WF Welded Flange.

GENERAL INFORMATION

PASSENGER CAR

LIGHT TRUCK

MUFFLER SPECS.

OPTIONAL MUFFLERS

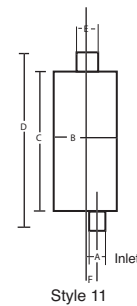
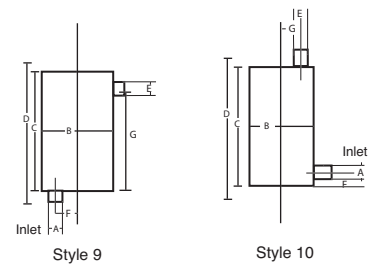
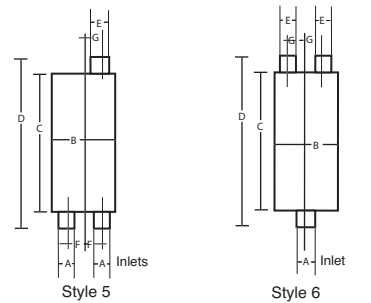
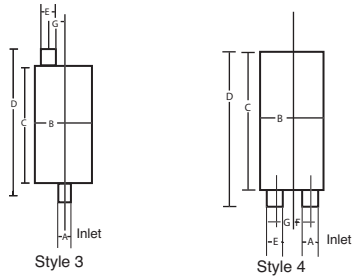
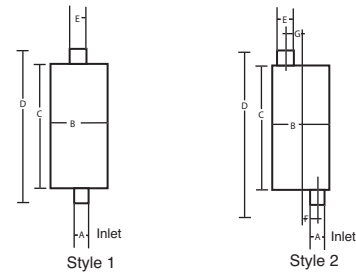
CONVERTER SPECS.

ACCESSORIES

FOOTNOTES

# TABLE 2- MUFFLER SPECIFICATIONS BY INLET SIZE

Part No.	Style	Inlet ID (A)	Shell Dia. (B)	Shell Length (C)	Overall Length (D)	Outlet ID (E)	Inlet Offset (F)	Outlet Offset (G)
21276	3	2¼	4¼ x 9¾	20	24	2¼		3
22502	3	2¼	4¼ x 9¾	20	24	2¼		2⅞
18568	3	2¼	4¼ x 9¾	20	24½	2¼		2⅞
21357	3	2¼	4¼ x 9¾	20	24½	2¼		2⅞
18461	11	2¼ OD	4¼ x 9¾	20	25½	2¼		3
21489	3	2¼ OD	4¼ x 9¾	20	26½	2¼		2⅞
18593	16	2¼	4¼ x 9¾	20	26⅞	2		2⅞ (2)
21345	16	2¼	4¼ x 9¾	20	26⅞	2		2⅞ (2)
18425	2	2¼	4¼ x 9¾	21	25	2¼		2⅞ 2⅞
17804	2	2¼	4¼ x 9¾	21	25½	2		
18270	3	2¼	4¼ x 9¾	21	25½	2		2⅞
22799	3	2¼	4¼ x 9¾	21	25½	2		2⅞
17800	3	2¼	4¼ x 9¾	21	26	2 OD		
18280	11	2¼	4¼ x 9¾	21	26	2		2⅞
18338	11	2¼	4¼ x 9¾	21	26	2¼		2⅞
21045	3	2¼	4¼ x 9¾	21	26	2¼		2⅞
18187	11	2¼	4¼ x 9¾	21	31¾	2 OD		2⅞
22500	11	2¼	4¼ x 9¾	21	31⅞	2 OD		2⅞
18277	11	2¼	4¼ x 9¾	21	33	2 OD		2⅞
18460	11	2¼	4¼ x 9¾	21	33	2 OD		3
22724	11	2¼	4¼ x 9¾	21	33	2 OD		2⅞
18550	11	2¼	4¼ x 9¾	21	34¼	2¼		2⅞
21193	11	2¼	4¼ x 9¾	21	34¼	2¼		2⅞
21415	2	2¼	4¼ x 9¾	22	25	2¼		2⅞
18817	11	2¼	4¼ x 9¾	22	27	2¼ OD		3
21066	11	2¼	4¼ x 9¾	22	27⅞	2¼		3
17839	5	2¼	4¼ x 9¾	22	28½	2		
21303	11	2¼	4¼ x 9¾	22	38⅞	2 OD		3
22738	11	2¼	4¼ x 9¾	24	31	2		2⅞
17827	3	2¼	4¼ x 9¾	25	29½	2¼		
18565	3	2¼	4¼ x 9¾	25	30	2		2⅞
18833	3	2¼	4¼ x 9¾	25	30	2		2⅞
21272	3	2¼	4¼ x 9¾	25	30	2		2⅞
18559	3	2¼	4¼ x 9¾	25	37	2		2⅞
21275	3	2¼	4¼ x 9¾	25	37	2		2⅞
21633	3	2¼	4¼ x 9¾	26	30	2¼		
21567	11	2¼	5½ x 11	15	25¾	2¼ OD	¾	1
18948	11	2¼	5½ x 11	15	27¼	2¼ OD	¾	1
18895	2	2¼ OD	5½ x 11	15	27¾	2¼ OD		
21346	11	2¼ OD	5½ x 11	15	27¾	2¼ OD		
21558	11	2¼ OD	5½ x 11	15	27⅞	2¼ OD	¾	1
18893	2	2¼	5½ x 11	15	29	2¼ OD	¾	1
21399	11	2¼ OD	5½ x 11	15	29	2¼ OD	¾	1
18907	11	2¼	5½ x 11	16	29¾	2		3½
21389	11	2¼	5½ x 11	16	29⅞	2		3½
18912	2	2¼	5½ x 11	17	21¾	2¼		3½
21360	2	2¼	5½ x 11	17	21¾	2¼ OD		3½
21638	12	2¼	5½ x 11	17	22¾	2 OD	¾	1½
21561	5	2¼	5½ x 11	17	24¾	1¾ OD	¾	1½
21559	5	2¼	5½ x 11	17	25⅞	2¼ OD	¾	1½
21557	11	2¼	5½ x 11	17	29⅞	2 OD		3½
18945	11	2¼	5½ x 11	17	33¼	2 OD		
18891	11	2¼	5½ x 11	17	49⅞	2¼ OD		
18885	11	2¼ OD	5½ x 11	19	30¼	2 OD	¾	
21333	11	2¼ OD	5½ x 11	19	30⅞	2 OD	¾	1
21546	10	2¼ OD	5½ x 11	19	31½	2 OD		5
21186	12	2¼ OD	5½ x 11	19	31⅞	1½ OD	¾	
21183	2⅞	2¼ OD	5½ x 11	19	33⅞	2 OD	¾	1
18927	3	2¼	5½ x 11	19	47¾	1¾ OD		
21307	10	2¼	5½ x 11	20	25¾	2⅞ OD		
18849	10	2¼	5½ x 11	20	27¼	2 OD		
18850	10	2¼	5½ x 11	20	27¼	2¼ OD		
21253	10	2¼	5½ x 11	20	27¼	2 OD	1	1
21254	10	2¼	5½ x 11	20	27¼	2¼ OD		
18854	14	2¼ OD	5½ x 11	20	28	1¾		
18852	10	2¼ OD	5½ x 11	20	28⅞	2 OD		1½
18909	11	2¼ OD	5½ x 11	20	31⅞	2¼		3½
21366	16	2¼ OD	5½ x 11	20	31⅞	2¼ OD		3½
21185	14	2¼ OD	5½ x 11	20	36½	1¾ OD		
21344	16	2¼	5½ x 11	20	36⅞	2		3½ (2)
18564	16	2¼ OD	5½ x 11	20	39	2		3½ (2)
18901	2	2¼ OD	5½ x 11	21	57	2¼ OD		
18458	3	2¼	5½ x 11	23	26½	2		4 3½
21179	11	2¼	5½ x 11	23	26½	2		3½



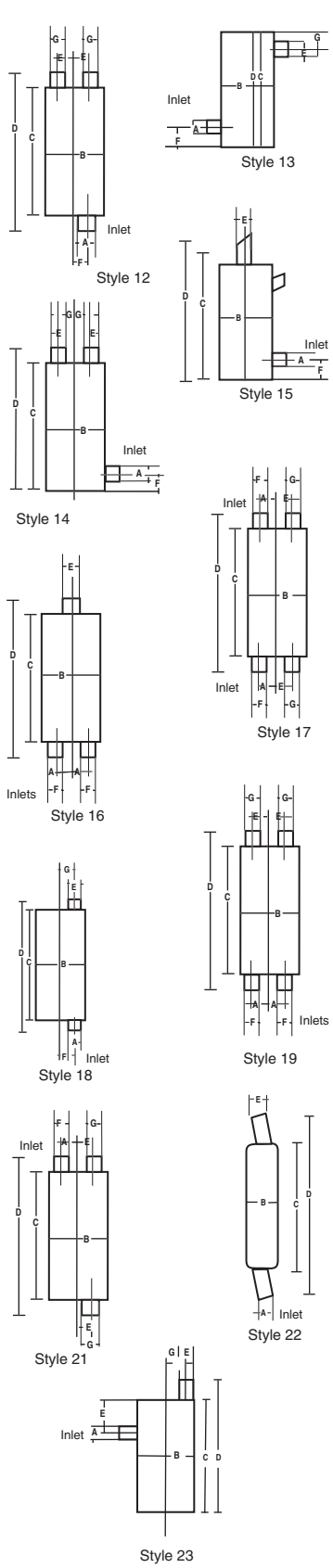
▲ Arc Welded.  
□ Welded Heat Shield.

❖ Resonator.  
# Special Style, not shown.

AS Aluminized Spout.  
ST Stainless Tip.

WF Welded Flange.

## TABLE 2 - MUFFLER SPECIFICATIONS BY INLET SIZE



Part No.	Style	Inlet ID (A)	Shell Dia. (B)	Shell Length (C)	Overall Length (D)	Outlet ID (E)	Inlet Offset (F)	Outlet Offset (G)
21180	2 1/4	2 1/4	5 1/2 x 11	23	26 1/2	2	3 1/2	3 1/2
18944	3	2 1/4 OD	5 1/2 x 11	25	30 1/8	2 1/4	3 1/2	
21432	3	2 1/4 OD	5 1/2 x 11	25	30 1/8	2 1/4	3 1/2	
18451	11	2 1/4 OD	5 1/2 x 11	27	32 1/2	2 1/4 OD	4	
21414	3	2 1/4 OD	5 1/2 x 11	27	33 3/4	2 1/4	3 1/2	
21411	3	2 1/4 OD	5 1/2 x 11	27	37 11/16	2 1/4	3 1/2	
21433	2	2 1/4 OD	7 x 9	14	27 15/16	2 1/2 OD	1	1
21434	2	2 1/4 OD	7 x 9	14	28	2 1/2 OD	1	1
18916	2	2 1/4	7 x 9	16	35 1/4	2 1/4 OD		
18810	2	2 1/4	7 x 9	20	24	2 1/2	2	2
21286	2	2 1/4	7 x 9	20	24	2 1/2	2	2
21315	2	2 1/4	7 x 9	20	24	2 1/4	2	2
18825	2	2 1/4	7 x 9	20	62	2 OD		
18924	2	2 1/4 OD	7 x 9	21	84 1/2	2 OD		
18946	2	2 1/4 OD	7 x 9	21	74 1/2	2 1/4 OD		
18929	2	2 1/4	7 x 9	24	28	2 1/4	1	2
21422	3	2 1/4	7 x 9	24	28	2 1/4	1	2
21352	3	2 1/4	7 x 9	24	30	2	1	2
21566	3	2 1/4	7 x 9	24	32	2 1/4		
21478	1	2 1/4	7 x 9	25	29	2 1/4	2	1
21686	2	2 1/4	7 1/2 x 9 1/2	17	27 3/4	2 OD	2	2
21569	1	2 1/2	4	24	29	2 1/2		
17805	1	2 1/2	4	19 1/2	25	2		
21610	3	2 1/2	5	21	34 3/8	2 1/2 AS	1 1/4	
17893	2	2 1/2	6	22	33	2		
17828	2	2 1/2	6	25	32	2		
18132	2	2 1/2	6	25	32 1/2	2 1/4	1 1/2	1 1/2
17162	2	2 1/2	6	29	35	2 1/2	1 1/2	1 1/2
21097	2	2 1/2	6	29	35	2 1/2	1 1/2	1 1/2
21259	2	2 1/2	6	29	34 1/4	2 1/6 OD	1 1/2	1 1/2
21723	1	2 1/2	6	30	37	2 1/2		
21151	2	2 1/2	6 1/2	23	27 3/4	2 1/4	1 1/2	1 1/2
18937	2	2 1/2	7	16	41 7/8	1 3/4 OD		
18264	2	2 1/2 OD	7	20	24 1/2	2 1/2 OD	1 3/4	1 3/4
17160	2	2 1/2	7	20	25	2 1/2	1 3/4	1 3/4
18961	2	2 1/2 OD	7	20	48	1 7/8 OD		
17193	2	2 1/2	7	24	29 1/4	2		
18263	2	2 1/2	7	24	29 1/4	2	1 3/4	1 3/4
18596	2	2 1/2	7	24	29	2 1/4	1 3/4	1 3/4
22728	2	2 1/2	7	24	29	2 1/4	1 3/4	1 3/4
17842	2	2 1/2	7	25	32 1/2	2 1/4		
18231	2	2 1/2	7	25	32 1/2	2 1/4	1 3/4	1 3/4
22398	12	2 1/2	7	25	29	2	1 3/4	
18466	2	2 1/2	7	26	31	2 1/4	2	1 3/4
18819	2	2 1/2	7	26	31	2 1/2	1 3/4	1 3/4
21377	2	2 1/2	7	26	31	2 1/2	1 3/4	1 3/4
22733	2	2 1/2	7	26	31	2 1/4	1 3/4	1 3/4
22000	2	2 1/2	7	27	32 1/2	2 1/4	1 3/4	1 3/4
18430	2	2 1/2	7	32	37 3/4	2 1/4	1 3/4	1 3/4
18426	3	2 1/2	4 1/4 x 8 13/16	13	17 1/2	2 1/8	2	
21548	2	2 1/2	4 1/4 x 8 13/16	16	20	2 1/2	2	2
17889	3	2 1/2	4 1/4 x 8 13/16	18	26	2		
17896	2	2 1/2	4 1/4 x 8 13/16	18	25 3/4	2		
17905	3	2 1/2	4 1/4 x 8 13/16	18	25 1/2	2 1/4		
18112	11	2 1/2	4 1/4 x 8 13/16	18	25 1/2	2 1/4	2 5/8	
18113	11	2 1/2	4 1/4 x 8 13/16	18	26	2 1/4	2 5/8	
18119	2	2 1/2	4 1/4 x 8 13/16	18	23	2 1/4	2 5/8	2
18120	2	2 1/2	4 1/4 x 8 13/16	18	26	2 OD	2 5/8	2
18124	2	2 1/2	4 1/4 x 8 13/16	18	26	2 1/4 OD	2 5/8	2
18175	2	2 1/2	4 1/4 x 8 13/16	18	23	2 1/2	2 5/8	2
18177	11	2 1/2	4 1/4 x 8 13/16	18	26	2	2 5/8	
17161	2	2 1/2	4 1/4 x 8 13/16	20	25	2 1/2	2 5/8	2 5/8
18176	2	2 1/2	4 1/4 x 8 13/16	20	25	2 1/4	2 5/8	2
18109	11	2 1/2	4 1/4 x 8 13/16	22	30	2 1/4	2 5/8	
17615	11	2 1/2	4 1/4 x 9 3/4	14	18 1/2	2 1/2	2 1/2	
18842	3	2 1/2	4 1/4 x 9 3/4	14	24	2 1/4	2 5/8	
21376	11	2 1/2	4 1/4 x 9 3/4	14	24	2 1/4 OD		
21379	3	2 1/2	4 1/4 x 9 3/4	14	23 1/2	2 1/2		
21397	12	2 1/2	4 1/4 x 9 3/4	14	23 3/16	2 1/4		
21401	12	2 1/2	4 1/4 x 9 3/4	14	17	2	2 5/8	2 5/8 (2)
22160	2	2 1/2	4 1/4 x 9 3/4	15	28 7/16	2 1/4 OD	2 5/8	2 5/8
22161	2	2 1/2	4 1/4 x 9 3/4	15	28 7/16	2 1/4	2 5/8	2 5/8
22590	11	2 1/2	4 1/4 x 9 3/4	16	20	2 1/4	2 5/8	
18161	11	2 1/2	4 1/4 x 9 3/4	16	21	2 1/4	2 5/8	

▲ Arc Welded.  
□ Welded Heat Shield.

❖ Resonator.  
# Special Style, not shown.

AS Aluminized Spout.  
ST Stainless Tip.

WF Welded Flange.

GENERAL INFORMATION

PASSENGER CAR

LIGHT TRUCK

MUFFLER SPECS.

OPTIONAL MUFFLERS

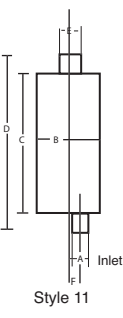
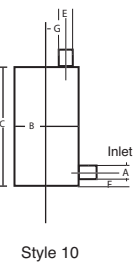
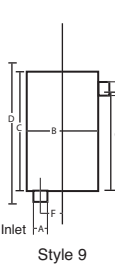
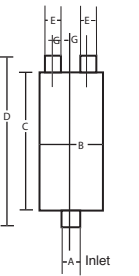
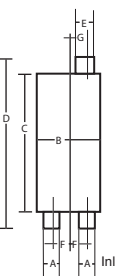
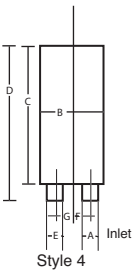
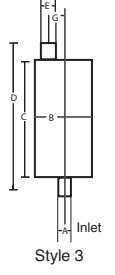
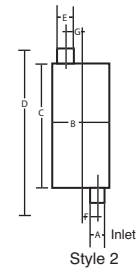
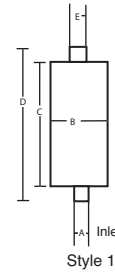
CONVERTER SPECS.

ACCESSORIES

FOOTNOTES

# TABLE 2- MUFFLER SPECIFICATIONS BY INLET SIZE

Part No.	Style	Inlet ID (A)	Shell Dia. (B)	Shell Length (C)	Overall Length (D)	Outlet ID (E)	Inlet Offset (F)	Outlet Offset (G)
18261	11	2½	4¼ x 9¾	16	23	2½		2⅞
18493	11	2½	4¼ x 9¾	16	29	2¼		2⅞
21405	11	2½	4¼ x 9¾	18	21	2¼		2⅞
17853	3	2½	4¼ x 9¾	18	23	2¼		
18390	11	2½	4¼ x 9¾	18	23	2¼		2⅞
18339	2	2½	4¼ x 9¾	19	23	2½		2⅞
21109	2	2½	4¼ x 9¾	19	23	2½	3	3
21856	11	2½	4¼ x 9¾	19	23	2½		2⅞
22393	2	2½	4¼ x 9¾	19	23	2½		2⅞
18375	21	2½	4¼ x 9¾	19	24	2¼		
22354	21	2½	4¼ x 9¾	19	24	2¼		2⅞
17803	3	2½	4¼ x 9¾	19	25½	2		
18409	11	2½	4¼ x 9¾	21	24	2¼		2⅞
18831	2	2½	4¼ x 9¾	21	24	2¼		2⅞
22624	2	2½	4¼ x 9¾	21	24	2¼		2⅞
18406	3	2½	4¼ x 9¾	21	25	2½		2⅞
21784	2	2½	4¼ x 9¾	21	25¼	2		2⅞
17849	6	2½	4¼ x 9¾	21	25½	2 OD		
17850	2	2½	4¼ x 9¾	21	25½	2		
18191	6	2½	4¼ x 9¾	21	25½	2 OD		
18337	6	2½	4¼ x 9¾	21	25½	2		
22171	6	2½	4¼ x 9¾	21	25½	2		2⅞
22329	2	2½	4¼ x 9¾	21	25½	2¼ OD		2⅞
22512	2	2½	4¼ x 9¾	21	25½	2¼		2⅞
17831	2	2½	4¼ x 9¾	21	26	2 OD		
17855	2	2½	4¼ x 9¾	21	26	2¼		
18255	2	2½	4¼ x 9¾	21	26	2¼		2⅞
18293	2	2½	4¼ x 9¾	21	26	2 OD		2⅞
17824	3	2½	4¼ x 9¾	21	26½	2¼		
17845	2	2½	4¼ x 9¾	21	26½	2¼ OD		
18274	2	2½	4¼ x 9¾	21	26½	2¼		2⅞
18399	11	2½	4¼ x 9¾	21	26½	2¼		2⅞
21910	2	2½	4¼ x 9¾	21	26½	2¼		2⅞
18398	11	2½	4¼ x 9¾	21	27	3¼ OD		2⅞
22249	2	2½	4¼ x 9¾	21	29	2¼ OD		2⅞
21262	11	2½	4¼ x 9¾	21	31½	2¼ OD		2⅞
18440	11	2½	4¼ x 9¾	21	31½	2¼ OD		3
21204	11	2½	4¼ x 9¾	21	31¾	2¼		2⅞
18459	11	2½	4¼ x 9¾	21	32	2¼ OD		3
18344	6	2½	4¼ x 9¾	21	32¼	2		
22511	6	2½	4¼ x 9¾	21	32¼	2		2⅞
21134	11	2½	4¼ x 9¾	21	32⅞	2¼ OD		2⅞
18551	11	2½	4¼ x 9¾	21	32⅞	2¼ OD		2⅞
18220	11	2½	4¼ x 9¾	21	35	2¼ OD		2⅞
18221	11	2½	4¼ x 9¾	21	35	2¼ OD		
18393	2	2½ OD	4¼ x 9¾	21	35½	2¼		2⅞
22725	11	2½	4¼ x 9¾	21	35⅞	2¼ OD		2⅞
22726	11	2½	4¼ x 9¾	21	35⅞	2¼ OD		2⅞
22787	11	2½	4¼ x 9¾	21	35⅞	2¼ OD		2⅞
22788	11	2½	4¼ x 9¾	21	35⅞	2¼ OD		2⅞
21063	11	2½	4¼ x 9¾	22	31	2½		2⅞
18457	3	2½	4¼ x 9¾	23	26½	2		2⅞
21116	6	2½	4¼ x 9¾	23	26½	2¼		2⅞
21427	21	2½	4¼ x 9¾	23	26½	2		2⅞
22745	11	2½	4¼ x 9¾	23	26½	2		2⅞
22747	11	2½	4¼ x 9¾	23	26½	2¼		2⅞
22794	6	2½	4¼ x 9¾	23	26½	2 (2)		2⅞
21417	21	2½	4¼ x 9¾	23	27	2¼		2⅞
18844	12	2½	4¼ x 9¾	23	27½	2		2⅞
21416	2	2½	4¼ x 9¾	24	27	2¼		2⅞
18342	11	2½	4¼ x 9¾	24	29	2½		2⅞
18381	11	2½	4¼ x 9¾	25	29	2½		2⅞
18340	11	2½	4¼ x 9¾	25	29¼	2¼		2⅞
21860	11	2½	4¼ x 9¾	25	29¼	2¼		2⅞
21999	11	2½	4¼ x 9¾	25	30½	2¼		2⅞
18347	12	2½	4¼ x 9¾	25	31½	2		2⅞
18952	3	2½	4¼ x 9¾	26	30	2¼		2⅞
21640	3	2½	4¼ x 9¾	26	30	2¼		2⅞
18462	2	2½	4¼ x 9¾	26	32	2¼ OD		3
22644	2	2½	4¼ x 9¾	28	32	2¼		2⅞
18378	3	2½	4¼ x 9¾	28	33	2½		2⅞
22576	3	2½	4¼ x 9¾	28	33	2½		2⅞
17197	3	2½	4¼ x 9¾	28	36½	2½		
18209	11	2½	4¼ x 9¾	28	36½	2½		2⅞



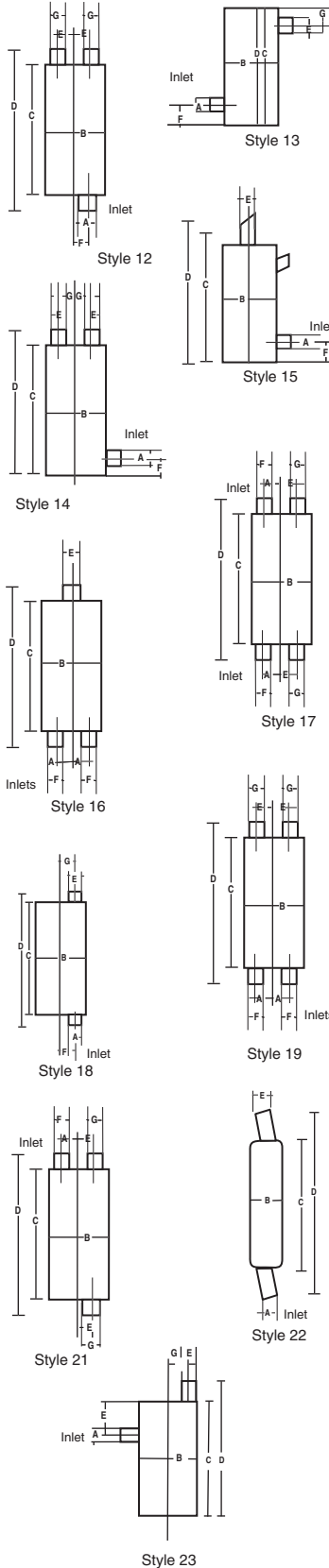
▲ Arc Welded.  
□ Welded Heat Shield.

❖ Resonator.  
# Special Style, not shown.

AS Aluminized Spout.  
ST Stainless Tip.

WF Welded Flange.

**TABLE 2 - MUFFLER SPECIFICATIONS BY INLET SIZE**



Part No.	Style	Inlet ID (A)	Shell Dia. (B)	Shell Length (C)	Overall Length (D)	Outlet ID (E)	Inlet Offset (F)	Outlet Offset (G)
22100	11	2½	4¼ x 9¾	28	36½	2½		2⅞
22648	11	2½	4¼ x 9¾	28	36½	2½		2⅞
18368	12	2½	4¼ x 9¾	28	37¾	2¼ OD		
18373	11	2½	4¼ x 9¾	28	41	2½		2⅞
22575	11	2½	4¼ x 9¾	28	41	2½		2⅞
21498	2	2½	5½ x 11	13	20	2½ OD		3½
21485	2	2½	5½ x 11	16	28¼	2½ OD		3½
18920	2	2½	5½ x 11	17	21¾	2½ OD		3½
21375	2	2½	5½ x 11	17	21¾	2½ OD		3½
18913	11	2½	5½ x 11	20	24	2¼		3½
21302	11	2½	5½ x 11	20	24	2¼		3½
21602	3	2½	5½ x 11	25	33¼	2¼		3½
21607	3	2½	5½ x 11	25	37	2¼		3½
18918	3	2½	5½ x 11	26	29½	2½		3½
21396	3	2½	5½ x 11	26	29½	2½		3½
18898	3	2½	5½ x 11	27	44¾	2½ OD		3½
17165	3	2½	5½ x 11	27	31	2¼		3½
21544	3	2½	5½ x 11	27	32	2¼		3½
21409	3	2½ OD	5½ x 11	27	38¾	2½		3½
21421	3	2½ OD	5½ x 11	27	44¾	2½		3½
21683	2	2½	6 x 11½	20	24	2¼	2	2
21565	2	2½	7 x 9	16	20¼	2¼		
18456	3	2½	7 x 9	16	21	2½		2
21093	3	2½	7 x 9	16	21	2½	1	2
18566	2	2½	7 x 9	17	20¾	2½		1
21336	2	2½	7 x 9	17	20¾	2½		1
18455	3	2½	7 x 9	18	22	2½		2
21047	3	2½	7 x 9	18	22	2½		2
21481	2	2½	7 x 9	20	24	2½		1
18577	2	2½	7 x 9	22	26	2½	1½	1
18921	2	2½	7 x 9	22	26	2¼		1
21292	2	2½	7 x 9	22	26	2½	1½	1
21347	2	2½	7 x 9	22	26	2¼		1
18594	2	2½	7 x 9	22	26¼	2½		1
21373	2	2½	7 x 9	22	26¼	2½		1
18889	2	2½ OD	7 x 9	24	28	2½ OD		
18914	2	2½	7 x 9	24	28	2½		1
18947	2	2½	7 x 9	24	28	2½		1
18956	2	2½	7 x 9	24	28	2½	1¾	1¾
21355	2	2½	7 x 9	24	28	2½		1
21431	5	2½	7 x 9	24	28	2½		2
21437	12	2½	7 x 9	24	28	2¾		2¼
21533	5	2½	7 x 9	24	28	3		2¼
21547	3	2½	7 x 9	24	28	2½		1¾
18906	2	2½	7 x 9	24	29	2¾ OD		2⅞ (2)
21400	16	2½	7 x 9	24	29	2¾ OD		2⅞ (2)
18897	2	2½	7 x 9	25	37	2¼ OD		
18454	3	2½	7 x 9	26	32			2
21092	3	2½	7 x 9	26	32	2½		2
21539	16	2½	7 x 9	28	32	2½		1
21541	16	2½	7 x 9	28	32	2½		1
18590	2	2½	7 x 9	30	33¾	2½		1
18955	2	2½	7 x 9	30	34	2½		1
21521	2	2½	7 x 9	30	34	2½		1
21543	2	2½	7 x 9	30	36	2½		1½
21338	2	2½	7 x 9	30	34½	2½		1
18570	2	2½	7 x 9	30	37½	2½		1
18890	2	2½ OD	7 x 9	30	37½	2½ OD		
21351	2	2½	7 x 9	30	37½	2½		1
18954	11	2⅞	7 x 9	21	81⅞	2¾ OD		2
18934	11	2¾ OD	4¼ x 9¾	20	25½	2¼		2⅞
21194	11	2¾ OD	4¼ x 9¾	20	25½	2¼		2⅞
21363	11	2¾ OD	4¼ x 9¾	20	25½	2¼		2⅞
18813	11	2¾ OD	5½ x 11	27	32½	2¼ OD		3½
18915	3	2¾ OD	5½ x 11	27	38½	2½		3½
21195	11	2¾ OD	5½ x 11	27	32½	2¼		3½
21364	11	2¾ OD	5½ x 11	27	32½	2¼		3½
22702	3	2¾	7 x 9	14	24	2½ OD		2
17192	3	2¾	7 x 9	16	21	2½		2
18193	3	2¾	7 x 9	16	21	2½		2
22740	3	2¾	7 x 9	16	21	2½		2
21044	3	2¾	7 x 9	18	24	2½		2
18269	2	2¾	7 x 9	22	26½	2¾		2⅞
21523	2	2¾	7 x 9	22	26	2¾ OD		

▲ Arc Welded.  
□ Welded Heat Shield.

❖ Resonator.  
# Special Style, not shown.

AS Aluminized Spout.  
ST Stainless Tip.

WF Welded Flange.

GENERAL INFORMATION

PASSENGER CAR

LIGHT TRUCK

MUFFLER SPECS.

OPTIONAL MUFFLERS

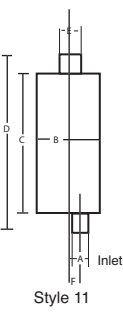
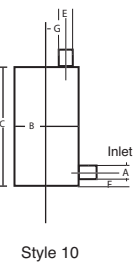
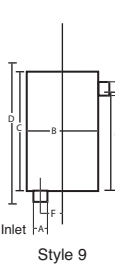
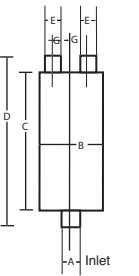
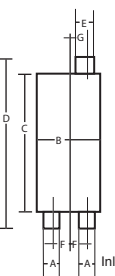
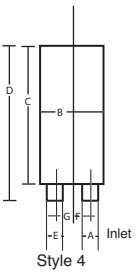
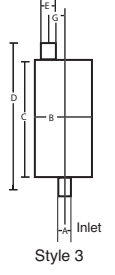
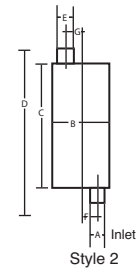
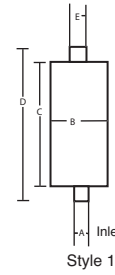
CONVERTER SPECS.

ACCESSORIES

FOOTNOTES

# TABLE 2- MUFFLER SPECIFICATIONS BY INLET SIZE

Part No.	Style	Inlet ID (A)	Shell Dia. (B)	Shell Length (C)	Overall Length (D)	Outlet ID (E)	Inlet Offset (F)	Outlet Offset (G)
22779	2	2 3/4	7 x 9	22	26 1/2	2 3/4	2	2
18138	2	2 3/4	7 x 9	24	29	2 3/4 OD	2	2
18216	2	2 3/4	7 x 9	24	29	2 3/4 OD	2 5/8	2
18823	2	2 3/4	7 x 9	24	29	2 3/4 OD	1 1/8	1 1/8
21046	2	2 3/4	7 x 9	24	29	2 3/4	2	2
21356	2	2 3/4	7 x 9	24	29	2 3/4 OD	1 1/8	1 1/8
18267	3	2 3/4	7 x 9	26	32	2 1/2	2	
22741	3	2 3/4	7 x 9	26	32	2 1/2	2	
21368	11	2 3/4 OD	7 x 9	21	38 3/4	2 3/4 OD	2	
21482	2	2 3/4 OD	7 x 9	21	39	2 3/4 OD	2	1
18941	2	2 3/4 OD	7 x 9	24	31 3/8	2 1/2	2	2
18957	3	2 5/8	7 x 9	24	28	2 5/8	2	
21423	3	2 5/8	7 x 9	24	28	2 5/8	1	2
21553	16	2 5/8	7 x 9	24	28	2 5/8	2	1
21554	11	2 5/8	7 x 9	25	31 11/16	2 5/8	1 3/4	1
21614	3	2 5/8	7 x 9	28	32	2 5/8	1	2
21349	3	2 5/8 OD	5 1/2 x 8	19 3/4	39 1/2	2 1/4 OD		
21050	1	3	5	24	36	3 OD		
21442	1	3	6	14	32	4 OD		
21075	12	3	7	28	32 1/2	2	1 3/4	1 3/4
21076	12	3	7	28	35 1/2	2	1 3/4	1 3/4
18936	2	3 OD	7	28	35 1/2	2	1 3/4	1 3/4
21079	12	3	7	28	39	2 1/4	1 3/4	1 3/4
18160	11	3	4 1/4 x 9 3/4	20	26 1/2	3	2 7/8	
18180	11	3	4 1/4 x 9 3/4	22	29	3	2 7/8	
18133	6	3	4 1/4 x 9 3/4	23	28	2 1/4	2 7/8	
22719	6	3	4 1/4 x 9 3/4	23	28	2 1/4	2 7/8	
22784	6	3	4 1/4 x 9 3/4	23	28	2 1/4	2 7/8	
22778	11	3	4 1/4 x 9 3/4	23	28 1/2	2 3/4	2 7/8	
18377	11	3	4 1/4 x 9 3/4	23	28 1/2	2 3/4 OD	2 7/8	
17195	6	3	4 1/4 x 9 3/4	23	28 3/4	2 1/4		
18202	6	3	4 1/4 x 9 3/4	23	28 3/4	2 1/4		
17809	3	3	4 1/4 x 9 3/4	23	29	3		
17832	6	3	4 1/4 x 9 3/4	23	29	2		
18229	11	3	4 1/4 x 9 3/4	24	29	3	2 7/8	
21054	11	3	4 1/4 x 9 3/4	24	29	3	2 7/8	
21056	11	3 OD	4 1/4 x 9 3/4	24	36 1/2	3 OD	2 7/8	
18228	11	3	4 1/4 x 9 3/4	24	37 3/8	2 5/8 OD	2 7/8	
22934	11	3	4 1/4 x 9 3/4	24	42 1/4	3 OD	2 7/8	
21522	2	3	5 1/2 x 11	20	27	3	3 1/2	3 1/2
21684	2	3	6 x 11 1/2	25	30	3	3 1/2	3 1/2
21545	2	3	7 x 9	18	24	3	1 3/4	1 3/4
22675	3	3	7 x 9	18	24	3 OD	1 3/4	
18354	2	3	7 x 9	18	25	3 OD	1 3/4	1 3/4
22673	2	3	7 x 9	18	25	3	1 3/4	1 3/4
22674	11	3	7 x 9	18	25 1/2	3	1 3/4	1 3/4
22776	2	3	7 x 9	18	28	3	1 3/4	1 3/4
21583	2	3	7 x 9	19	24	3	2 5/8	2
21587	2	3	7 x 9	19	24	3	2 5/8	2
18223	2	3	7 x 9	20	24	2 1/2	2 5/8	2
22772	2	3	7 x 9	20	24	2 1/2	2	2
21507	2	3	7 x 9	20	25 1/2	3	2	2
22679	3	3	7 x 9	20	26	3	2	
21593	2	3	7 x 9	21	26	3	2 5/8	2
22672	2	3	7 x 9	21	27	3 OD	1 3/4	1 3/4
21367	16	3 OD	7 x 9	21	39 13/16	2 3/4 OD	2	
18887	2	3	7 x 9	22	27 1/2	3	1 3/4	1 3/4
21406	2	3	7 x 9	22	27 1/2	3	1 3/4	1 3/4
21384	2	3	7 x 9	24	29	2 3/4	2	2
21577	3	3	7 x 9	24	29	2 3/4 OD	1	2
18219	2	3	7 x 9	24	29 1/2	2 3/4 OD	2 5/8	2
22678	2	3	7 x 9	24	29 1/2	2 3/4	2	2
22777	2	3	7 x 9	24	30	3 OD	2	2
21391	2	3 OD	7 x 9	24	31 3/8	2 1/2	2	2
18958	2	3	7 x 9	24	32 1/2	3	2 5/8	2
21334	2	3	7 x 9	24	33 1/2	2 3/4	2	2
18829	2	3 OD	7 x 9	24	35 5/8	2 1/2	2	2
21306	2	3 OD	7 x 9	24	35 11/16	2 1/2	2	2
21551	16	3 OD	7 x 9	24	39 3/4	2 5/8	2	1
21447	11	3	7 x 9	26	31	3	2	2
21542	1	3	7 x 9	26	31	3		
18965	2	3	7 x 9	26	38	3		
21642	2	3	7 x 9	26	38	3	2	2
18218	1	3	7 x 9	27	33	3 OD		



▲ Arc Welded.  
□ Welded Heat Shield.

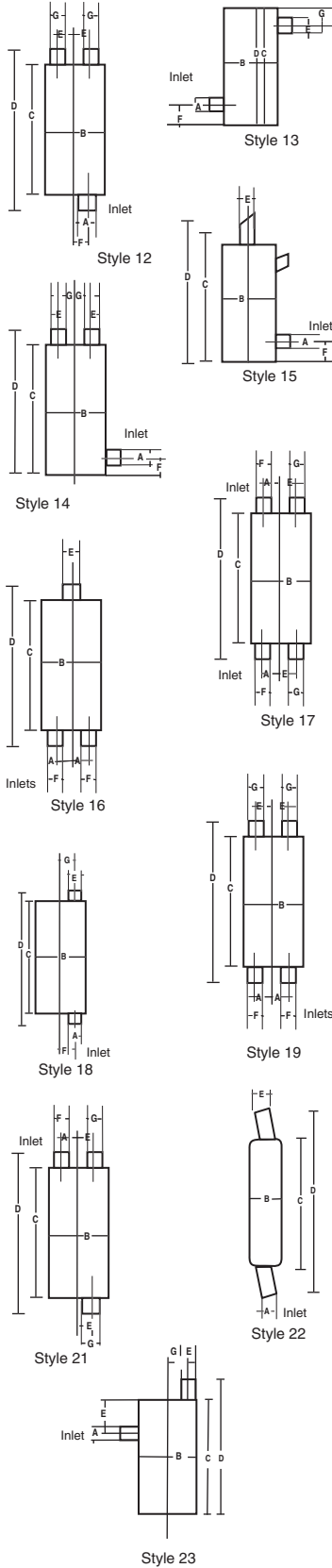
❖ Resonator.  
# Special Style, not shown.

AS Aluminized Spout.  
ST Stainless Tip.

WF Welded Flange.



## TABLE 2 - MUFFLER SPECIFICATIONS BY INLET SIZE



Part No.	Style	Inlet ID (A)	Shell Dia. (B)	Shell Length (C)	Overall Length (D)	Outlet ID (E)	Inlet Offset (F)	Outlet Offset (G)
22677	7	3	7 x 9	27	33	3		
21568	2	3	7 x 9	27	33½	2¾ OD	1	1
18371	2	3	8¾	25	42½	3	2	2
21576	5	3	8½ x 11¾	25	28	3	2¼	2¼
21650	2	3	9 x 7	24	32	2¾ OD		
21692	12	3	9 x 7	26	37½	2¼	2¼	2⅝
21725	2	3	9 x 7	26	32½	3	2⅝	2⅝
21706	1	3½	11	25	31	3½		
21706	1	3½	11	25	31	3½		
21649	18	4	4½ x 9¾	10	17	4	2⅝	2
18853	1	4	8¾	25	33½	3	2	1¾
21443	1	4 OD	8¾	25	33½	3	2	1¾
21616	2	WF	5½ x 11	15	21	3½ OD		
21671	2	WF	7 x 9	13	26	2¼ OD	1	
21672	18	WF	7 x 9	13	26	2¼ OD	1	

GENERAL  
INFORMATION

PASSENGER  
CAR

LIGHT  
TRUCK

MUFFLER  
SPECS.

OPTIONAL  
MUFFLERS

CONVERTER  
SPECS.

ACCESSORIES

FOOTNOTES

▲ Arc Welded.  
□ Welded Heat Shield.

❖ Resonator.  
# Special Style, not shown.

AS Aluminized Spout.  
ST Stainless Tip.

WF Welded Flange.

## OPTIONAL MUFFLER INTERCHANGE

Quiet-Flow <sup>SS</sup>	Direct Fit SoundFX	Universal SoundFX	Tru-Fit
21043	18215		
21044		17192	
21045	18230	17808	18113
21046	18216		18138
21047	18455		
21054	18229		18180
21056		17809	
21064		17810	
21066	18817		
21076	18936		
21092	18454		
21093	18456		
21105	18448		
21110	18598	17846	
21111	18599	17846	
21112	18467		
21123	18483		
21134	18551	17853	
21135	18447		
21140	18572		
21141	18808		
21180	18458		
21181	18852		
21182	18567		
21184	18569		
21185	18854		
21190	18575	17820	18101 <sup>370</sup>
21191	18465		18183 <sup>#</sup>

Quiet-Flow <sup>SS</sup>	Direct Fit SoundFX	Universal SoundFX	Tru-Fit
21192	18573		
21193	18550		
21194	18461		18112 <sup>#</sup>
21195	18451		18107 <sup>#, 604</sup>
21196	18591		
21197	18366		
21199	18848		
21200	18442		
21201	18579		
21204	18459	17853	
21250	18581		
21252	18802		
21253	18849		
21254	18850		
21257	18453		
21262	18440	17853	18112 <sup>369, 519</sup>
21263	18578		
21264	18584		
21266	18583		
21267	18592		
21272	18565	17827	18106 <sup>623</sup>
21275	18559	17827	18106 <sup>623, 653</sup>
21275	18565	17827	18106 <sup>623, 653</sup>
21276	18444		
21279	18589	17877	
21280	18800	17877	
21282	18824		
21284	18439	17164	18150 <sup>537</sup>

# Modifications and/or additional parts required.  
 369 Requires 36369 Hanger.  
 370 May require 35158 Bracket.  
 519 Requires 41954 Adapter on Outlet.

537 Requires 41013 Spout & (1) Extra 35408 2" Clamp.  
 604 Requires 19054 Kit.  
 623 Requires 35254, 35255 Bushings.  
 653 Requires 41956 Adapter & 1 extra 35413 2¼" Clamp.

## OPTIONAL MUFFLER INTERCHANGE

Quiet-Flow <sup>SS</sup>	Direct Fit SoundFX	Universal SoundFX	Tru-Fit
21285	18441	17164	18150 #, 537
21286	18810		
21290	18917		18113 #
21291	18805		
21292	18577		
21301	18815		
21302	18913	17853	18112 <sup>61</sup>
21306	18829		
21318	18826		
21319	18822		
21324	18571		
21325	18900		
21326	18928		
21328	18903		18101 #
21333	18969		
21336	18566		
21337	18574		
21338	18590		
21339	18827		
21341	18820		
21342	18560		
21343	18845		
21344	18564		
21345	18593		
21346	18895		18102 #
21347	18921		
21348	18479		18134 <sup>533</sup>
21351	18570		

Quiet-Flow <sup>SS</sup>	Direct Fit SoundFX	Universal SoundFX	Tru-Fit
21353	18588		18101 #
21354	18971		
21355	18914		
21356	18823		18138 #
21357	18568		
21358	18926		
21360	18912		
21363	18934		
21364	18813		
21366	18909		
21373	18594		
21374	18925		
21375	18920		
21377	18819		
21379	18842		
21381	18576		
21382	18801		
21386	18894		
21389	18907		
21391	18941		
21396	18918		
21399	18893		
21400	18906		
21406	18887		
21409	18915	17165	
21410	18942		
21421	18898		
21422	18929		

GENERAL INFORMATION

PASSENGER CAR

LIGHT TRUCK

MUFFLER SPECS.

OPTIONAL MUFFLERS

CONVERTER SPECS.

ACCESSORIES

FOOTNOTES

# Modifications and/or additional parts required.  
61 Cut to fit.

533 Requires 36372 Strap Bracket.  
537 Requires 41013 Spout & (1) Extra 35408 2" Clamp.

## OPTIONAL MUFFLER INTERCHANGE

Quiet-Flow <sup>SS</sup>	Direct Fit SoundFX	Universal SoundFX	Tru-Fit
21423	18957		
21432	18944		
21443	18853		
21489	18959		
21505	18953		
21521	18955		
21558	18948		
21564	18951		
21570	18949		
21571	18950		
21640	18952		
21784	18293	17831	18120
21856		17853	18112 <sup>506</sup>
21860	18340	17827	18109
21910	18274	17845	18124
21949	18199	17816	
21992	18352		
21999		17827	18109
22000	18231	17842	18132
22052	18275	17840	18101
22065	18281		
22070	18345	17840	18107
22100	18209	17197	
22105	18182	17844	18105 <sup>505, 507</sup>
22140	18312		
22155	18319	17868	18170 <sup>522</sup>

Quiet-Flow <sup>SS</sup>	Direct Fit SoundFX	Universal SoundFX	Tru-Fit
22171	18337	17849	18177 <sup>562</sup>
22177	18298	17878	18142 <sup>522</sup>
22180	18312		
22221	18376	17872	
22229		17871	
22249		17831	
22253	18232	17836	18104
22266	18386	17872	
22286	18476	17825	18130
22317	18235	17843	18141
22329	18274	17845	18124 <sup>674</sup>
22342	18181	17825	18153 <sup>528</sup>
22349	18236		
22352	18335	17877	18174 <sup>521, 581</sup>
22354	18375	17836	18119 <sup>569</sup>
22363	18201	17860	18107 <sup>502</sup>
22393	18339	17843	18175
22396	18418		
22397	18417		
22398		17876	
22402	18239	17876	
22430	18349	17851	
22440	18244		
22445	18285	17198	18169
22460	18245	17837	18156
22461	18246	17870	18154 <sup>537</sup>

- # Modifications and/or additional parts required.
- 502 Requires Bracket, (2) 35408 Clamps & 41740 Spout.
- 505 Requires 35567 Shield & (2) 35564 Straps.
- 506 Requires 41962 Bushing & (1) Extra 35413 2¼" Clamp.
- 507 Requires 35568 Bracket & (1) Extra 35408 2" Clamp.
- 509 Requires 41740 Spout & 35408 2" Clamp.
- 521 Requires 36386 Bracket.
- 522 Requires 35003 Bracket.
- 528 Requires 41742 Spout & (1) Extra 35408 2" Clamp.

- 537 Requires 41013 Spout & (1) Extra 35408 2" Clamp.
- 562 Single Outlet Muffler replaces Dual Outlet Muffler. Use pipe designated as "A" tail pipe.
- 569 Single Outlet Muffler replaces Dual Outlet Muffler. Right Hand Tail Pipe not required.
- 581 Single Outlet Muffler replaces Dual Outlet. 42735 Spout required.
- 674 May require Bracket.

## OPTIONAL MUFFLER INTERCHANGE

Quiet-Flow <sup>SS</sup>	Direct Fit SoundFX	Universal SoundFX	Tru-Fit
22483	18251		
22484	18283		18135
22500	18187	17800	18107 <sup>509, 522</sup>
22501	18341	17874	
22502	18336	17869	18113
22502	18568	17869	18113
22511	18344	17849	18133 <sup>#</sup>
22512	18255	17855	18176
22519	18256	17191	
22529	18206		
22545	18380		
22559	18190	17844	18178 <sup>#</sup>
22575	18373		
22576	18378	17197	
22585	18285	17198	
22603	18264		
22622	18437	17844	18105 <sup>#</sup>
22624	18831	17855	
22644	18462		
22648		17197	
22673	18354		
22677	18218		
22678	18219		
22706	18450		
22719	18202	17195	18133 <sup>505</sup>
22724	18277		18107 <sup>567</sup>

Quiet-Flow <sup>SS</sup>	Direct Fit SoundFX	Universal SoundFX	Tru-Fit
22725	18220	17853	
22726	18221	17853	
22728	18596	17193	
22733	18466	17842	18106
22736	18282	17860	
22740	18193	17192	
22741	18267		
22745		17800	
22747	18399	17824	
22755	18855		
22772	18223		
22778	18377		
22779	18269		
22783	18446		
22787		17853	18112 <sup>582</sup>
22788		17853	18112
22790	18224	17820	
22793	18295	17820	18101 <sup>505</sup>
22794		17849	
22798		17837	18156 <sup>506</sup>
22799	18270	17820	
22990	18892		
40051	18846		
40060	18807		
40061	18883		
40064	18353		

# Modifications and/or additional parts required.  
 505 Requires 35567 Shield & (2) 35564 Straps.  
 506 Requires 41962 Bushing & (1) Extra 35413 2¼" Clamp.  
 509 Requires 41740 Spout & 35408 2" Clamp.  
 522 Requires 35003 Bracket.

567 Requires 41709 Ext. Pipe & (1) Extra 35408 2" Clamp.  
 569 Single Outlet Muffler replaces Dual Outlet Muffler. Right Hand Tail Pipe not required.  
 582 Requires Extension Pipe & (1) Extra 35414 2½" Clamp.

GENERAL INFORMATION

PASSENGER CAR

LIGHT TRUCK

MUFFLER SPECS.

OPTIONAL MUFFLERS

CONVERTER SPECS.

ACCESSORIES

FOOTNOTES

## OPTIONAL MUFFLER INTERCHANGE

Quiet-Flow <sup>SS</sup>	Direct Fit SoundFX	Universal SoundFX	Tru-Fit
40070	18322		18153 #
40079	18211		
40081	18434		
40093	18328		
40196		17826	
40245	18889		
40246	18947		
40248	18956		
40250	18896		
43299	18347		
44169	18368		
44194	18371		
44693		17816	
46797	18870		
46823	18871		
47677	18873		
47722	18902		
47733	18932		
47741	18587		
47742	18825		
47751	18586		
47764	18970		
47770	18924		
47771	18946		
47772	18888		
47774	18954		
47775	18960		
47824	18968		
50050	18557		

Quiet-Flow <sup>SS</sup>	Direct Fit SoundFX	Universal SoundFX	Tru-Fit
50051	18890		
50055	18565	17827	18106
50055	18833	17827	18106
50056	18897		
50464	18965		
52203	18911		
53043	18859		
53052	18856		
53056	18937		
53111	18964		
53157	18862		
53162	18585		18528 #, 602
53169	18563		
53177	18814		
53178	18811		
53183	18816		
53200	18582		18153 #
53257	18904		18178 #
53260	18597		18150 #
53261	18919		
53301	18899		
53309	18974		
53315	18945		
53370	18933		
53390	18910		
53521	18958		
53602	18885		
54026	18884		
54027	18867		

# Modifications and/or additional parts required.

602 Requires 19052 Kit.

## OPTIONAL MUFFLER INTERCHANGE

Quiet-Flow <sup>SS</sup>	Direct Fit SoundFX	Universal SoundFX	Tru-Fit
54031	18866		
54037	18470		
54038	18860		
54042	18558		18528 #, 600
54061	18865		18527 #, 603
54063	18938		
54085	18812		
54087	18595		
54091	18803		
54125	18881		
54142	18857		
54145	18580		
54151	18832		
54152	18828		
54171	18858		
54193	18875		
54249	18939		
54251	18943		
54252	18908		
54254	18935		
54260	18561		
54295	18886		
54312	18905		
54315	18922		
54318	18940		
54328	18961		
54377	18963		

Quiet-Flow <sup>SS</sup>	Direct Fit SoundFX	Universal SoundFX	Tru-Fit
54378	18962		
54385	18916		
54461	18930		
54491	18966		
54601	18967		
54654		17165	
55002	18876		
55021	18877		
55023	18878		
55026	18562		18101 #
55054	18901		
55074	18879		18528 #, 601
55103	18809		
55119	18818		
55123	18830		
55153	18891		18161 #
55198	18927		
55201	18821		
55264	18975		
55636	18975		
56043	18931		
	18132	17828	
	18183	17860	18125 <sup>520</sup>
	18191	17849	18171 <sup>562</sup>
	18196		
	18200	17869	18111 <sup>61</sup>
	18204	17864	18135 <sup>566</sup>

GENERAL INFORMATION

PASSENGER CAR

LIGHT TRUCK

MUFFLER SPECS.

OPTIONAL MUFFLERS

CONVERTER SPECS.

ACCESSORIES

FOOTNOTES

# Modifications and/or additional parts required.  
 520 Requires 41736 Spout & (1) Extra 35408 2" Clamp.  
 562 Single Outlet Muffler replaces Dual Outlet Muffler. Use pipe designated as "A" tail pipe.

600 Requires 19050 Kit.  
 601 Requires 19051 Kit.  
 603 Requires 19053 Kit.

## OPTIONAL MUFFLER INTERCHANGE

Quiet-Flow <sup>SS</sup>	Direct Fit SoundFX	Universal SoundFX	Tru-Fit
	18205	17826	18150 <sup>553, 563</sup>
	18230	17808	18113
	18233	17815	18157 <sup>504, 507</sup>
	18234	17846	18172
	18237	17810	18101
	18238	17807	18129
	18239	17876	
	18253	17848	18169
	18260	17190	18128
	18263	17193	
	18271	17874	18150
	18273	17835	18173
	18276	17834	
	18280	17800	18111
	18285	17198	
	18292	17847	18179
	18296	17874	
	18303	17877	18105
	18305	17867	18144 <sup>509</sup>
	18315		
	18316	17857	18146
	18319	17868	
	18338	17800	18113
	18342	17827	18109 <sup>506</sup>
	18348	17816	18130
	18350	17817	18178

Quiet-Flow <sup>SS</sup>	Direct Fit SoundFX	Universal SoundFX	Tru-Fit
	18351	17188	
	18355	17194	
	18357	17878	18142 <sup>517</sup>
	18361	17830	
	18364	17872	
	18365	17817	
	18370	17189	
	18379	17840	
	18381	17827	18112 <sup>506</sup>
	18385	17820	18101
	18387	17808	18113 <sup>542</sup>
	18389	17188	
	18390	17853	18112 <sup>542</sup>
	18393	17855	18119 <sup>514</sup>
	18395	17830	
	18398	17809	
	18403	17874	
	18405	17810	
	18406	17809	18112 <sup>506</sup>
	18407	17844	
	18409	17824	18112
	18416	17869	18113
	18423	17830	18144
	18424	17871	
	18425	17804	18141 <sup>5, 519</sup>
	18431	17196	

61 Cut to fit.

504 Requires 35569 Shield & (2) 35564 Straps.

506 Requires 41962 Bushing & (1) Extra 35413 2 1/4" Clamp.

507 Requires 35568 Bracket & (1) Extra 35408 2" Clamp.

509 Requires 41740 Spout & 35408 2" Clamp.

514 Requires 43840 Extension Pipe.

517 Requires 35167 Bracket.

542 Requires 35568 Bracket.

553 Requires 35254 & 35255 Bushings on Outlet & 41299

Spout & (1) Extra 35408 2" Clamp.

563 Single Outlet Muffler replaces Dual Outlet Muffler.

566 Requires 35209 Hanger.



## OPTIONAL MUFFLER INTERCHANGE

Quiet-Flow <sup>SS</sup>	Direct Fit SoundFX	Universal SoundFX	Tru-Fit
	18432	17820	
	18433	17870	
	18435	17863	
	18449	17856	18179
	18463	17800	18107 <sup>568</sup>

Quiet-Flow <sup>SS</sup>	Direct Fit SoundFX	Universal SoundFX	Tru-Fit
	18464	17194	
	18499	17869	18107
	18553	17807	18129
	18836		
	18847		

GENERAL INFORMATION

PASSENGER CAR

LIGHT TRUCK

MUFFLER SPECS.

OPTIONAL MUFFLERS

CONVERTER SPECS.

ACCESSORIES

FOOTNOTES

5 Requires 35413 2¼" Clamp.  
519 Requires 41954 Adapter on Outlet.

568 Requires 41945 Bushing & (1) Extra 35408 2" Clamp.

## CROSS REFERENCE FOR SUPER TURBO

OE Muffler	Super Turbo	Special Instructions	OE Muffler	Super Turbo	Special Instructions	OE Muffler	Super Turbo	Special Instructions
18183	17730		18430	17785		21321	17785	
18188	17736		18432	17730		21322	17785	
18200	17747		18553	17742		21323	17785	
18230	17747		18836	17736		21325	17731	
18233	17736		18847	17736		21326	17732	
18234	17732		21031	17731		21333	17731	
18238	17783		21043	17732		21336	17734	
18247	17736		21045	17748		21337	17679	
18248	17736		21063	17733		21338	17734	
18271	17730		21066	17731		21339	17731	
18276	17736		21092	17748		21347	17734	
18280	17747		21093	17748		21351	17734	
18292	17742		21097	17734		21352	17679	
18296	17732		21105	17785		21355	17734	
18303	17736		21109	17734		21357	17679	
18305	17762		21110	17732		21360	17732	
18315	17736		21111	17732		21362	17731	
18342	17748		21116	17760		21372	17731	
18348	17783		21134	17733		21373	17734	
18350	17763		21140	17785		21375	17734	
18357	17785		21179	17731		21377	17734	Cut 2" off inlet end
18365	17730		21193	17731		21386	17732	
18370	17742		21199	17736	Shield 35569 Required	21387	17732	
18379	17731		21200	17679		21389	17731	
18381	17748		21204	17733		21392	17785	
18382	17736		21259	17734		21396	17748	Fabricate Hangers
18387	17731		21262	17733		21399	17731	Fabricate Hangers
18388	17731		21272	17747		21401	17739	
18390	17733		21275	17747		21405	17733	
18391	17742		21276	17679		21409	17748	
18393	17734		21277	17732		21410	17731	
18402	17783		21278	17732		21411	17679	
18403	17731		21280	17736		21414	17679	
18406	17748		21283	17731		21415	17732	
18407	17736		21286	17732		21416	17734	
18409	17748		21292	17734		21421	17748	
18414	17736		21302	17733		21422	17679	
18416	17747		21303	17731		21424	17731	
18423	17742		21315	17732		21429	17785	
18426	17748		21320	17785		21432	17679	

Modifications and/or additional parts required on all Super Turbo Mufflers.

## CROSS REFERENCE FOR SUPER TURBO

OE Muffler	Super Turbo	Special Instructions	OE Muffler	Super Turbo	Special Instructions	OE Muffler	Super Turbo	Special Instructions
21437	17739		22249	17749		22725	17733	
21456	17679		22308	17785		22726	17733	
21481	17734		22317	17732		22728	17734	
21482	17734		22324	17760		22733	17734	
21485	17734		22329	17749	Cut 1" off each Bushing	22738	17731	
21489	17679		22331	17785		22739	17731	
21498	17734		22348	17732		22745	17733	
21512	17785		22349	17732		22747	17733	
21521	17734		22352	17736		22749	17785	
21528	17785		22363	17731		22787	17733	
21543	17734		22393	17734		22788	17733	
21544	17748		22396	17760		22794	17760	
21547	17748		22397	17761		22798	17732	
21548	17734		22398	17739		22799	17679	
21554	17797		22440	17732		22990	17731	
21557	17731		22445	17742				
21558	17731		22454	17785				
21565	17734		22455	17785				
21566	17679		22459	17734				
21567	17731		22460	17732				
21784	17749	Cut 1" off each Bushing	22483	17785				
21856	17748	Cut 1" off each Bushing	22484	17785				
21860	17748		22500	17731				
21910	17749	Cut 1" off each Bushing	22501	17731				
21999	17748		22502	17747				
22000	17785		22511	17761				
22052	17730		22512	17734				
22070	17731		22519	17785				
22089	17734		22558	17733				
22100	17733		22576	17748				
22105	17736		22579	17732				
22138	17734		22580	17732				
22151	17734		22590	17733				
22154	17748		22622	17736	Fabricate Hangers			
22155	17732		22624	17749	Cut 1" off each Bushing			
22160	17734		22644	17734				
22161	17734		22648	17748	Fabricate Hangers			
22171	17761		22707	17785				
22177	17732		22724	17731				

GENERAL INFORMATION

PASSENGER CAR

LIGHT TRUCK

MUFFLER SPECS.

OPTIONAL MUFFLERS

CONVERTER SPECS.

ACCESSORIES

FOOTNOTES

Modifications and/or additional parts required on all Super Turbo Mufflers.

## CROSS REFERENCE FOR ULTRA FLO SS


OE Muffler	Ultra Flo SS	Special Instructions	OE Muffler	Ultra Flo SS	Special Instructions	OE Muffler	Ultra Flo SS	Special Instructions
18342	17289		21405	17283		22512	17258	Cut 1" off outlet Bushing
18381	17289		21410	17282		22558	17283	
18388	17282		21416	17258		22576	17289	
18390	17283		21424	17282		22590	17283	
18403	17282		21437	17266		22624	17258	Cut 1" off outlet Bushing
18406	17289		21481	17258		22644	17258	
18409	17289		21482	17258		22648	17289	Fabricate Hanger Bracket
21031	17282		21485	17258		22724	17282	
21063	17283		21498	17258		22725	17283	
21066	17282		21521	17258		22726	17283	
21097	17258		21543	17258		22728	17258	
21109	17258		21548	17258		22733	17258	
21134	17283		21557	17282		22738	17282	
21179	17282		21558	17282		22739	17282	
21193	17282		21565	17258		22745	17283	
21204	17283		21567	17282		22747	17283	
21259	17258		21723	17263		22787	17283	
21262	17283		21784	17258		22788	17283	
21283	17282		21856	17283		22990	17282	
21292	17258		21860	17289				
21302	17283		21910	17258				
21303	17282		21999	17289				
21325	17282		22000	17258				
21333	17282		22070	17282				
21336	17258		22089	17258				
21338	17258		22100	17283				
21339	17282		22138	17258				
21347	17258		22151	17258				
21351	17258		22154	17289				
21355	17258		22160	17258				
21362	17282		22161	17258				
21372	17282		22249	17258				
21373	17258		22329	17258	Cut 1" off outlet Bushing			
21375	17258		22363	17282				
21377	17258		22393	17258				
21389	17282		22398	17266				
21399	17282	Fabricate Hangers	22459	17258				
21401	17266		22500	17282	Fabricate Spout and Bracket			

Modifications and/or additional parts required on all Ultra Flo SS Mufflers.

# TRU-FIT MUFFLERS

Mufflers Arranged By Cross-Section, Style, Body Length, Then Bushing Diameter

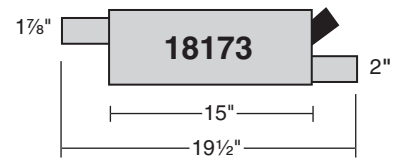
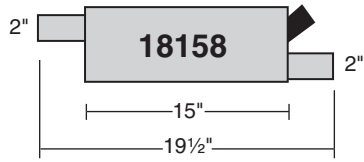

## 5" ROUND      OFFSET-OFFSET      REVERSIBLE



GENERAL INFORMATION

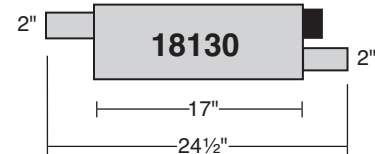


PASSENGER CAR

## 6" ROUND      OFFSET-OFFSET      REVERSIBLE

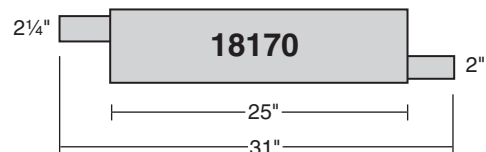
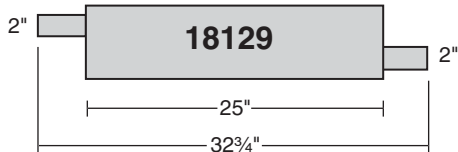


LIGHT TRUCK


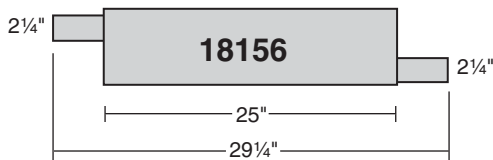
MUFFLER SPECS.



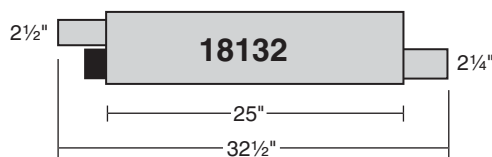
OPTIONAL MUFFLERS



CONVERTER SPECS.



ACCESSORIES




FOOTNOTES

NOTE: Black area denotes welded head bracket.


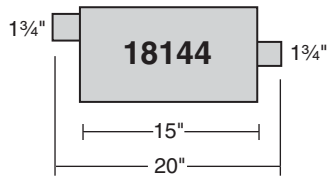
# TRU-FIT MUFFLERS

Mufflers Arranged By Cross-Section, Style, Body Length, Then Bushing Diameter

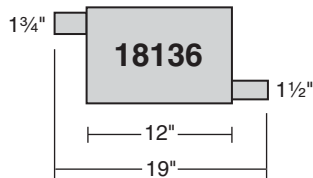
**7" ROUND    OFFSET-OFFSET    REVERSIBLE**



**3 1/4" x 7 3/4"    CENTER-OFFSET or OFFSET-CENTER    REVERSIBLE**



**3 1/4" x 7 3/4"    OFFSET-OFFSET    REVERSIBLE**


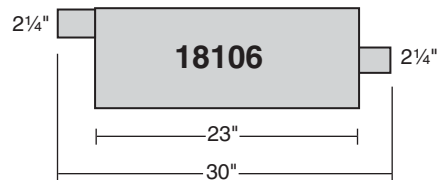
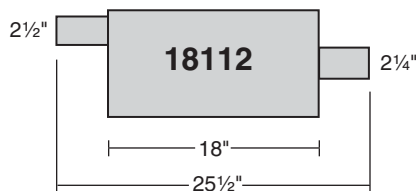



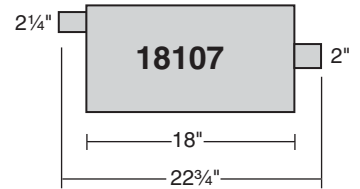

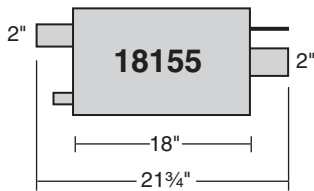
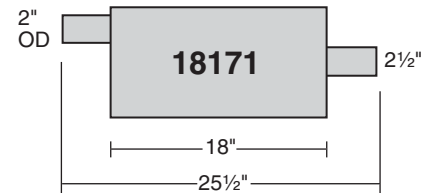
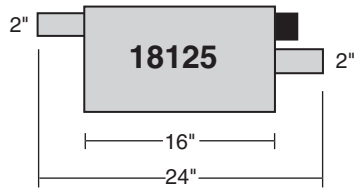
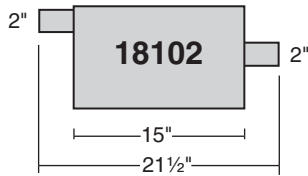
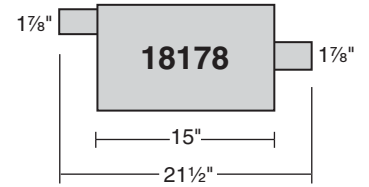
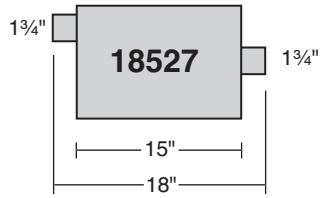
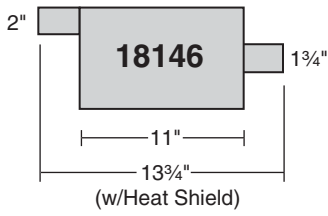


NOTE: Black area denotes welded head bracket.

# TRU-FIT MUFFLERS

Mufflers Arranged By Cross-Section, Style, Body Length, Then Bushing Diameter

**4 1/4" x 8 13/16" CENTER-OFFSET or OFFSET-CENTER REVERSIBLE**



NOTE: Black area denotes welded head bracket.

GENERAL INFORMATION

PASSENGER CAR

LIGHT TRUCK

MUFFLER SPECS.

OPTIONAL MUFFLERS

CONVERTER SPECS.

ACCESSORIES

FOOTNOTES






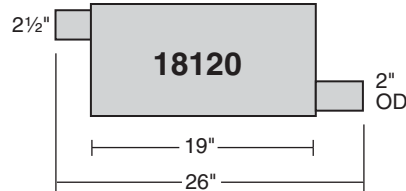
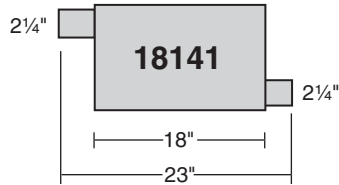

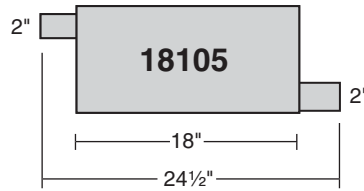

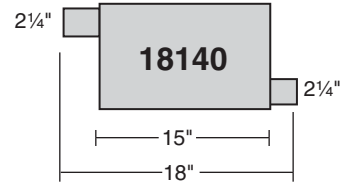
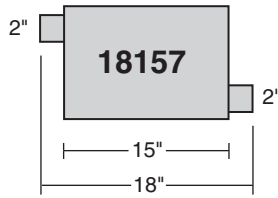
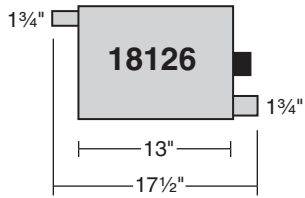
# TRU-FIT MUFFLERS

Mufflers Arranged By Cross-Section, Style, Body Length, Then Bushing Diameter

**4 1/4" x 8 13/16"**

**OFFSET-OFFSET**

**REVERSIBLE**



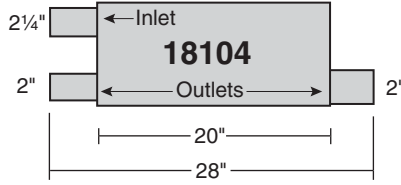
NOTE: Black area denotes welded head bracket.



# TRU-FIT MUFFLERS

Mufflers Arranged By Cross-Section, Style, Body Length, Then Bushing Diameter

## 4 1/4" x 8 13/16" OFFSET/OFFSET (TRANSVERSE) - OFFSET


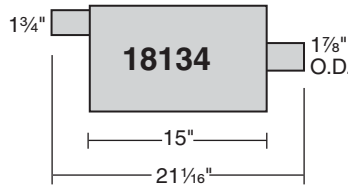
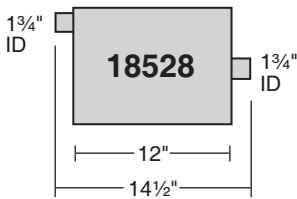


GENERAL INFORMATION

PASSENGER CAR

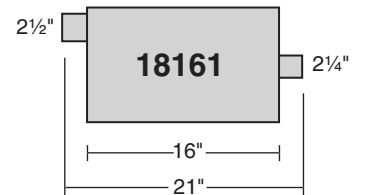
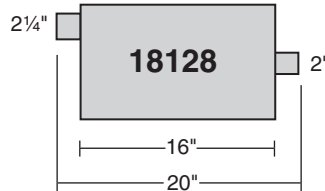
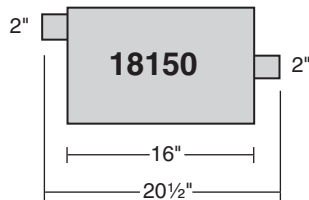
LIGHT TRUCK

## 4 1/4" x 9 3/4" CENTER-OFFSET OR OFFSET-CENTER REVERSIBLE




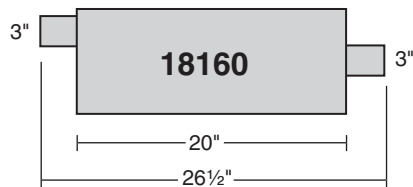
MUFFLER SPECS.

OPTIONAL MUFFLERS



CONVERTER SPECS.

ACCESSORIES




FOOTNOTES

NOTE: Black area denotes welded head bracket.

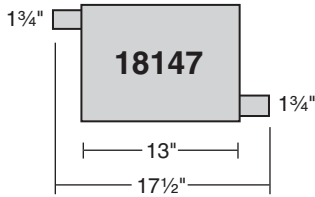
# TRU-FIT MUFFLERS

Mufflers Arranged By Cross-Section, Style, Body Length, Then Bushing Diameter


**4 $\frac{1}{4}$ " x 9 $\frac{3}{4}$ "      OFFSET-OFFSET/OFFSET (DUAL OUTLETS)**



**4 $\frac{1}{4}$ " x 9 $\frac{3}{4}$ "      CENTER-OFFSET      REVERSIBLE**



**7" x 9"      OFFSET-OFFSET      REVERSIBLE**

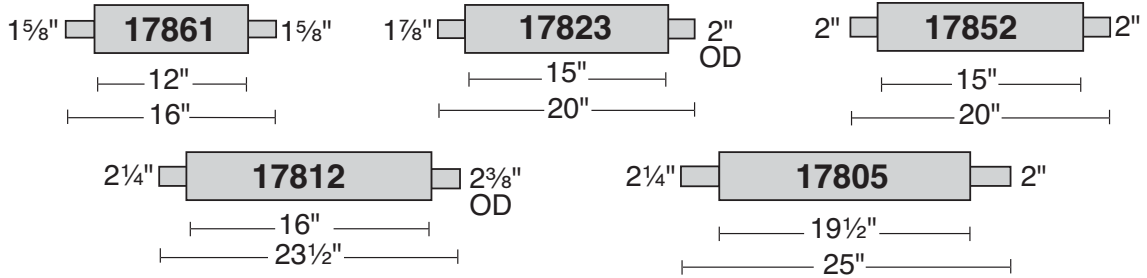


NOTE: Black area denotes welded head bracket.

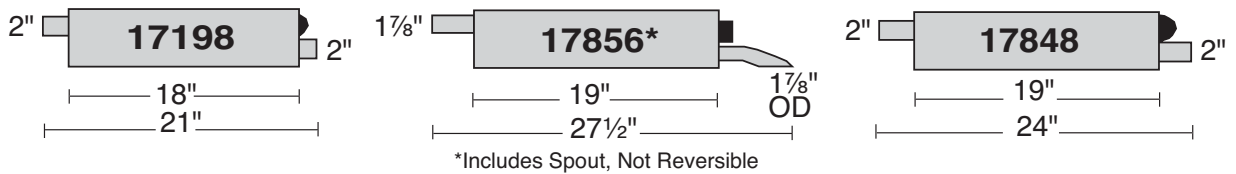
# UNIVERSAL SoundFX MUFFLERS

Mufflers Arranged By Cross-Section, Style, Body Length, Then Bushing Diameter

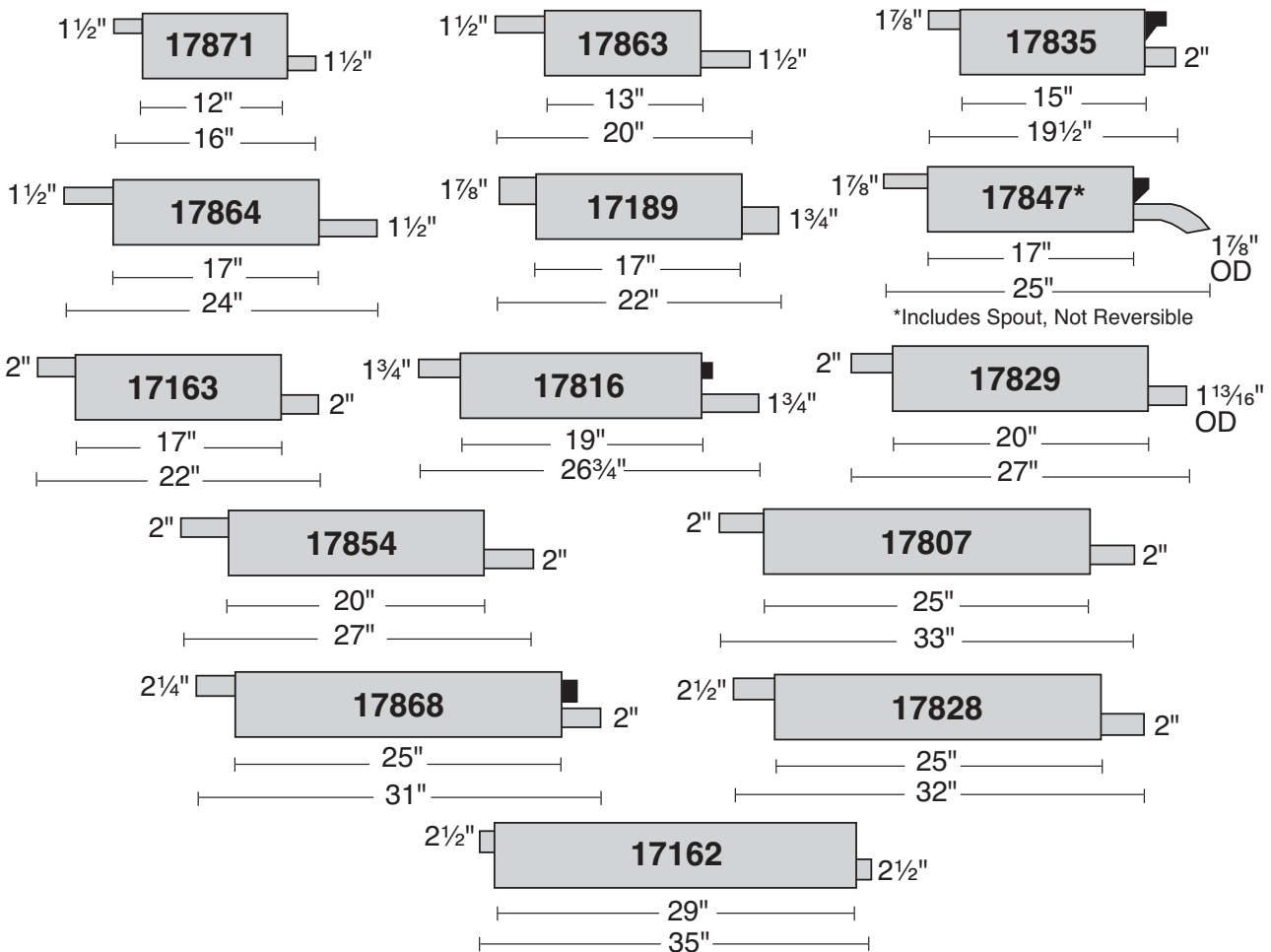
## 4" ROUND CENTER-CENTER REVERSIBLE



## 5" ROUND OFFSET-OFFSET REVERSIBLE



## 6" ROUND OFFSET-OFFSET REVERSIBLE



NOTE: Black area denotes welded head bracket.

GENERAL INFORMATION

PASSENGER CAR

LIGHT TRUCK

MUFFLER SPECS.

OPTIONAL MUFFLERS

CONVERTER SPECS.


ACCESSORIES

FOOTNOTES

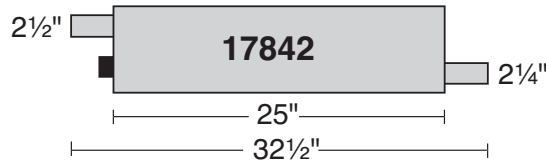
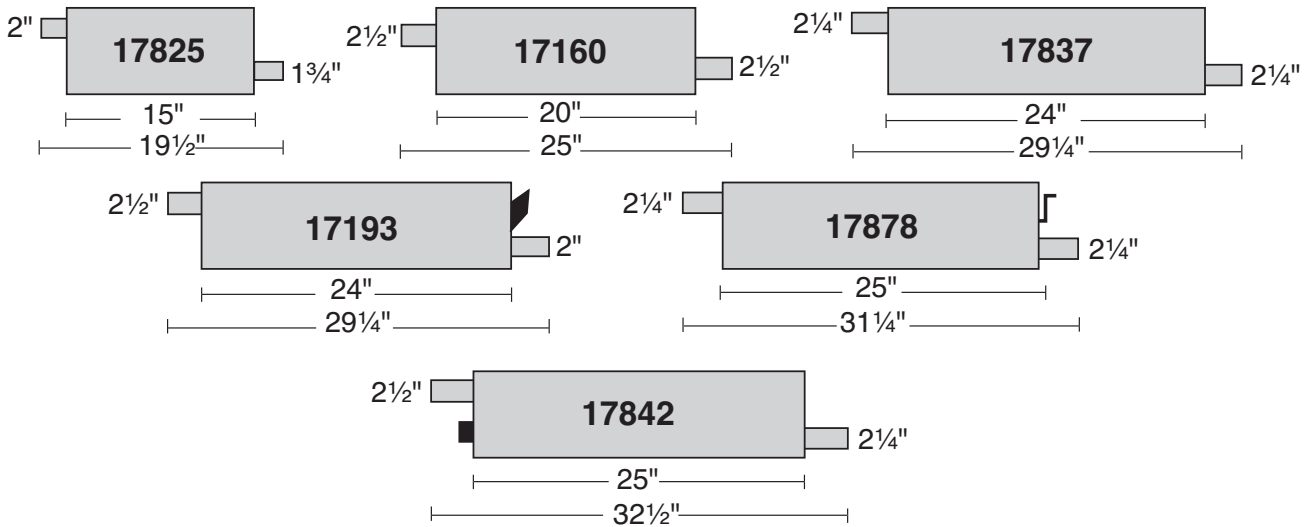
# UNIVERSAL SoundFX MUFFLERS

Mufflers Arranged By Cross-Section, Style, Body Length, Then Bushing Diameter


## 7" ROUND CENTER-OFFSET/OFFSET (DUAL OUTLETS)



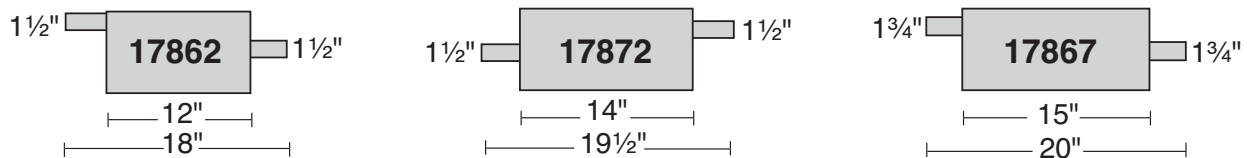
## 7" ROUND OFFSET-OFFSET REVERSIBLE



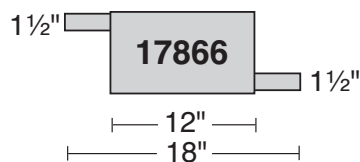
## 3 1/4" x 7 3/4" CENTER-CENTER REVERSIBLE



## 3 1/4" x 7 3/4" CENTER-OFFSET REVERSIBLE



## 3 1/4" x 7 3/4" OFFSET-OFFSET REVERSIBLE

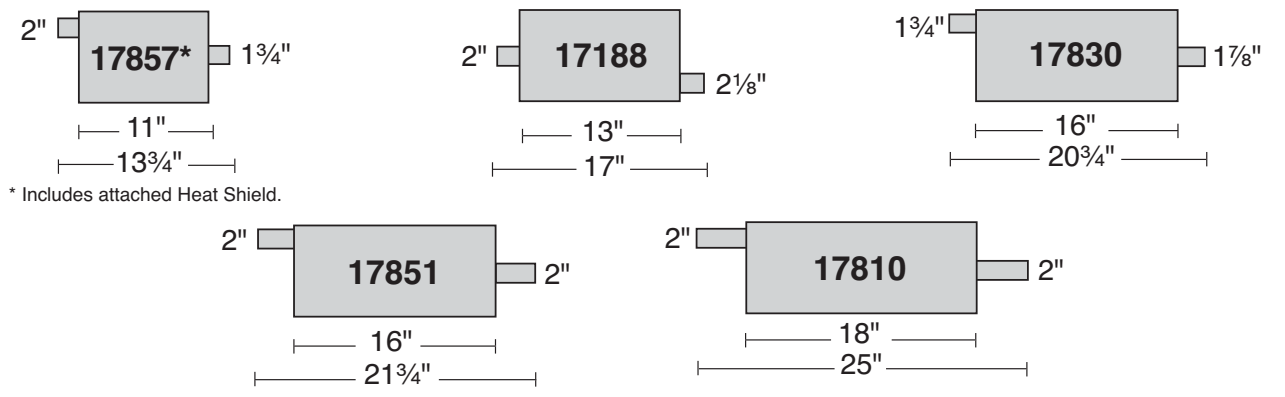


NOTE: Black area denotes welded head bracket.

# UNIVERSAL SoundFX MUFFLERS

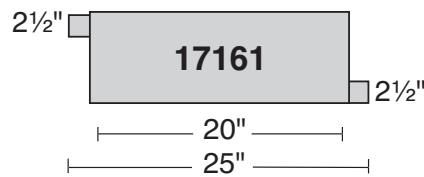
Mufflers Arranged By Cross-Section, Style, Body Length, Then Bushing Diameter

## 4 1/4" x 8 13/16" CENTER-OFFSET or OFFSET-CENTER REVERSIBLE

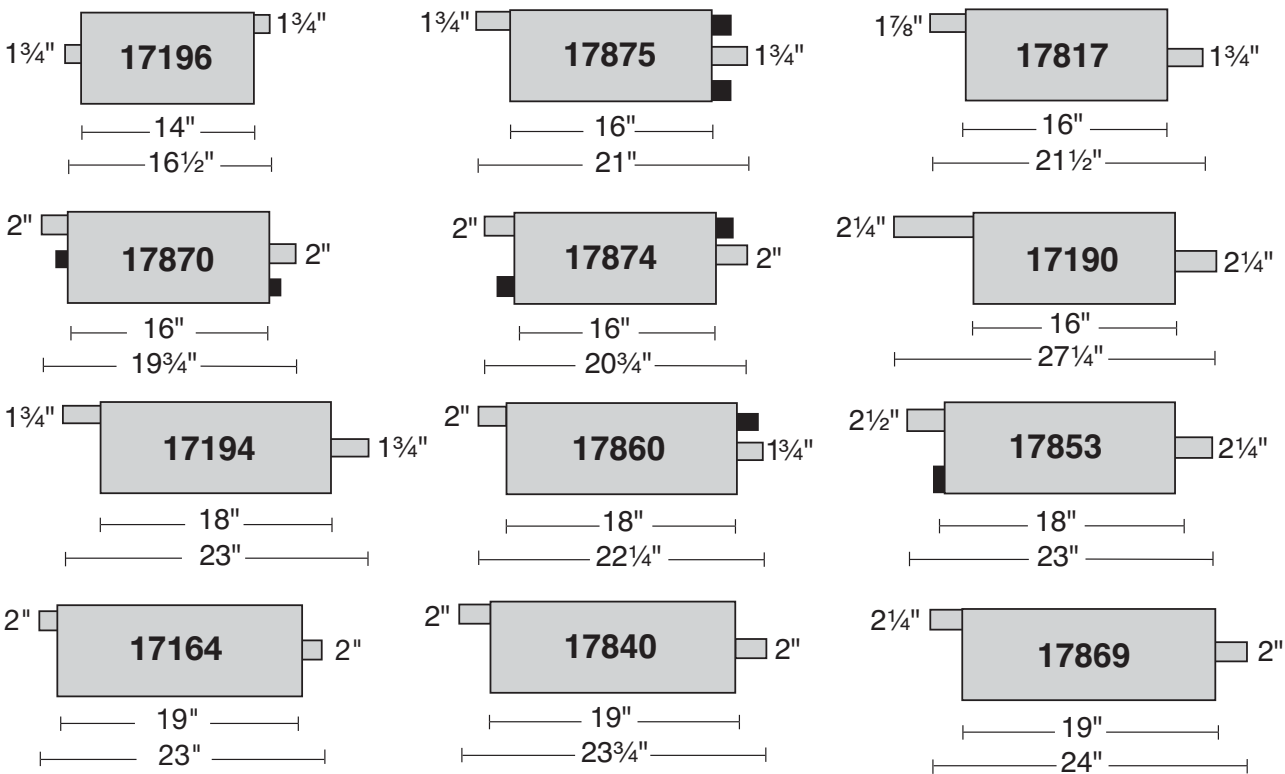


\* Includes attached Heat Shield.

## 4 1/4" x 8 13/16" OFFSET-OFFSET REVERSIBLE



## 4 1/4" x 8 13/16" CENTER-OFFSET or OFFSET-CENTER REVERSIBLE



NOTE: Black area denotes welded head bracket.

GENERAL INFORMATION

PASSENGER CAR

LIGHT TRUCK

MUFFLER SPECS.

OPTIONAL MUFFLERS

CONVERTER SPECS.

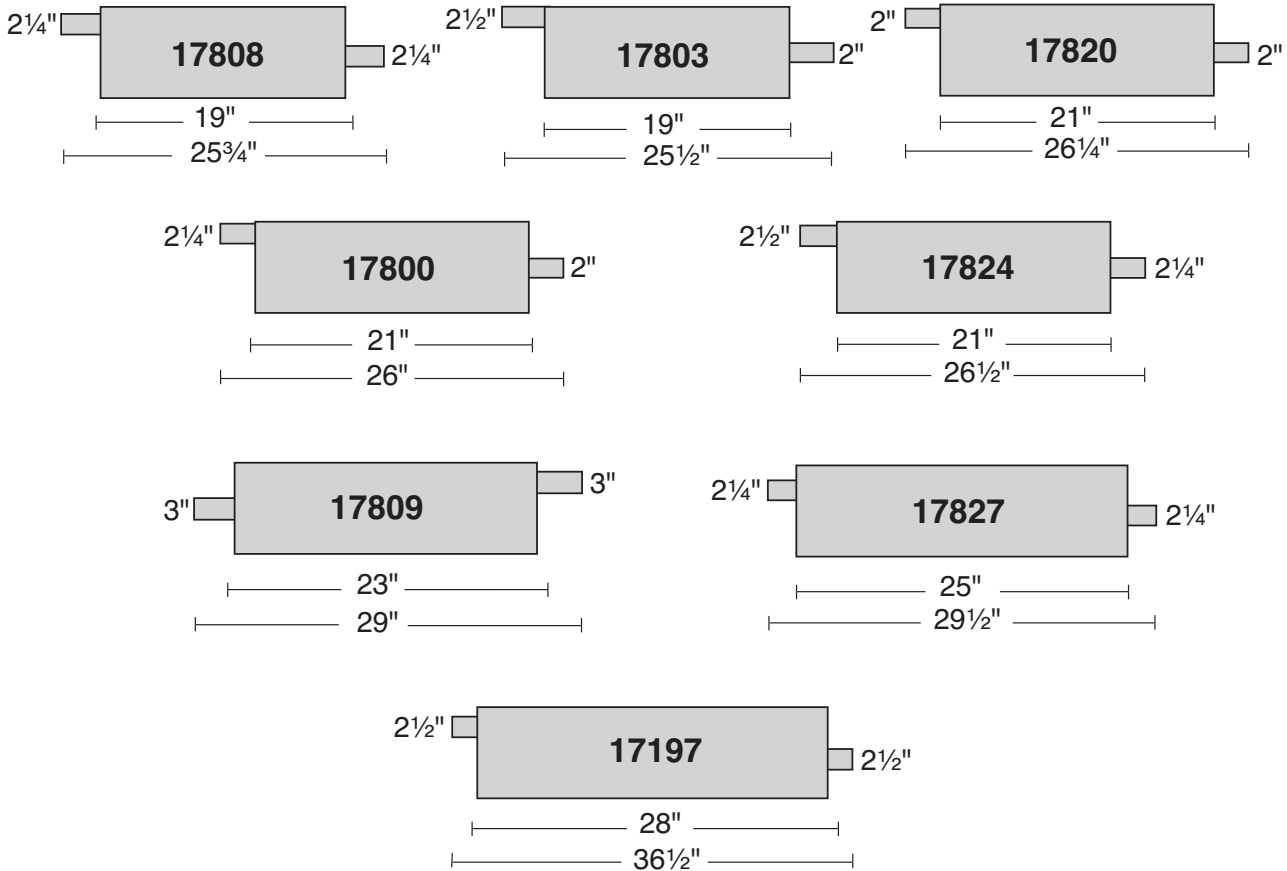
ACCESSORIES

FOOTNOTES

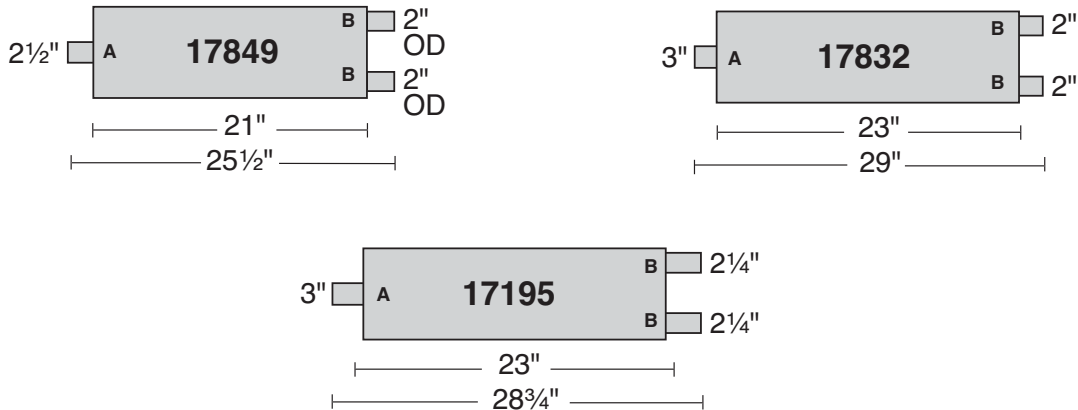
# UNIVERSAL SoundFX MUFFLERS

Mufflers Arranged By Cross-Section, Style, Body Length, Then Bushing Diameter

## 4 1/4" x 8 13/16" (Cont.) CENTER-OFFSET or OFFSET-CENTER REVERSIBLE



## 4 1/4" x 9 3/4" CENTER-OFFSET/OFFSET (DUAL OUTLETS)

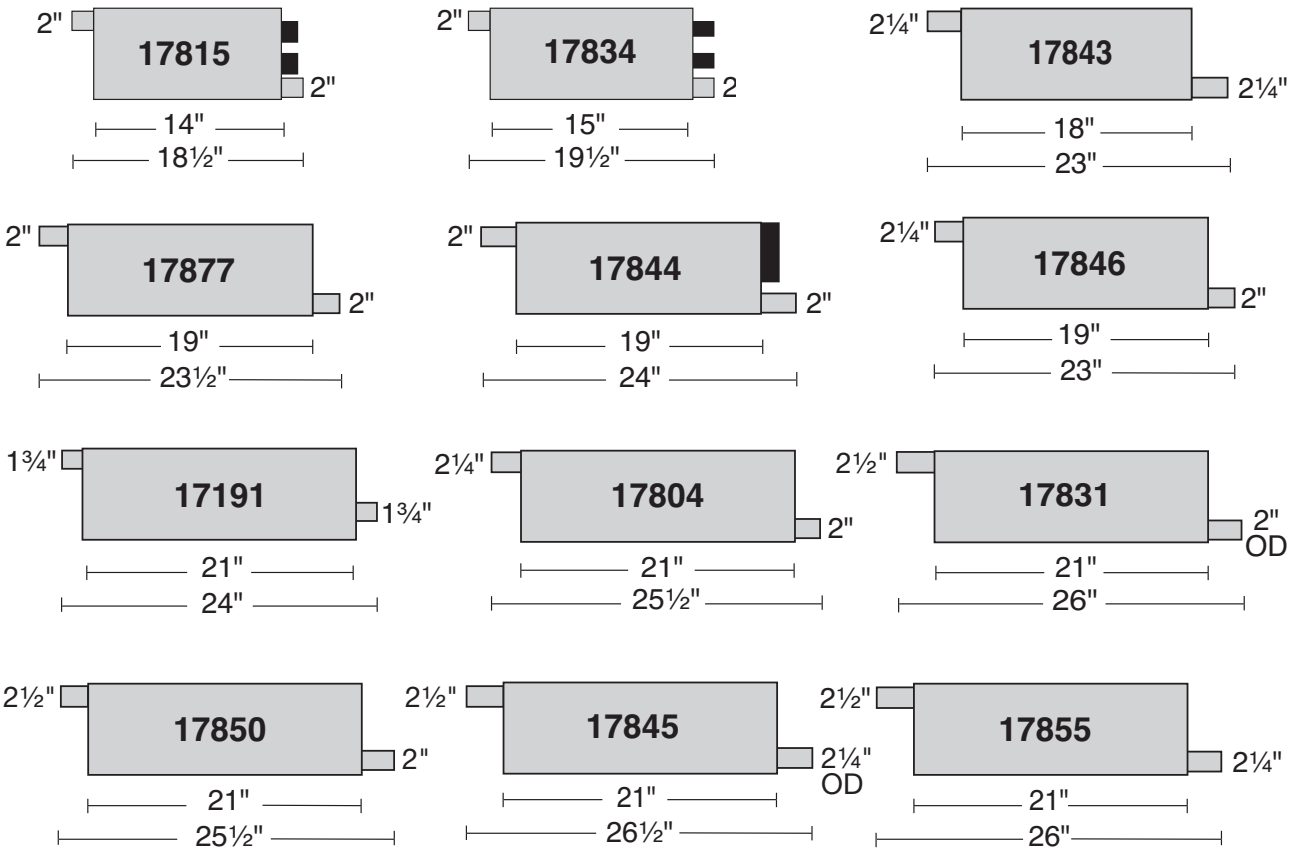


NOTE: Black area denotes welded head bracket.

# UNIVERSAL SoundFX MUFFLERS

Mufflers Arranged By Cross-Section, Style, Body Length, Then Bushing Diameter

## 4 1/4" x 9 3/4" OFFSET-OFFSET REVERSIBLE



GENERAL INFORMATION

PASSENGER CAR


LIGHT TRUCK

MUFFLER SPECS.

OPTIONAL MUFFLERS

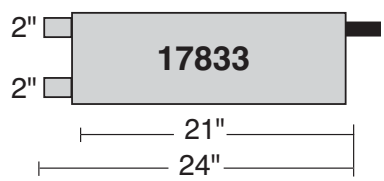
CONVERTER SPECS.

## 4 1/4" x 9 3/4" OFFSET-OFFSET/OFFSET (DUAL OUTLETS)



ACCESSORIES

## 4 1/4" x 9 3/4" OFFSET-OFFSET/OFFSET (SAME SIDE)



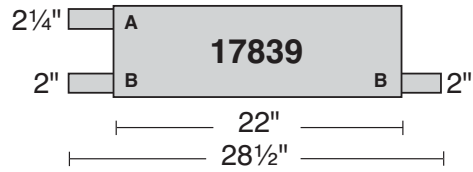
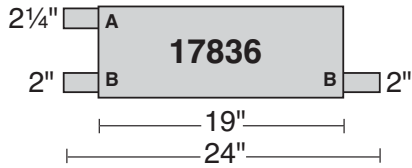
FOOTNOTES

NOTE: Black area denotes welded head bracket.


# UNIVERSAL SoundFX MUFFLERS

Mufflers Arranged By Cross-Section, Style, Body Length, Then Bushing Diameter

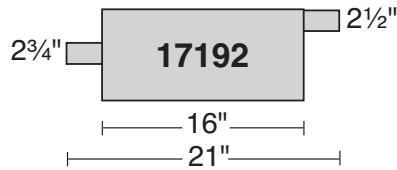
## 4 1/4" x 9 3/4" OFFSET/OFFSET (TRANSVERSE) - OFFSET



## 5 1/2" x 11" CENTER-OFFSET REVERSIBLE



## 7" x 9" CENTER-OFFSET REVERSIBLE



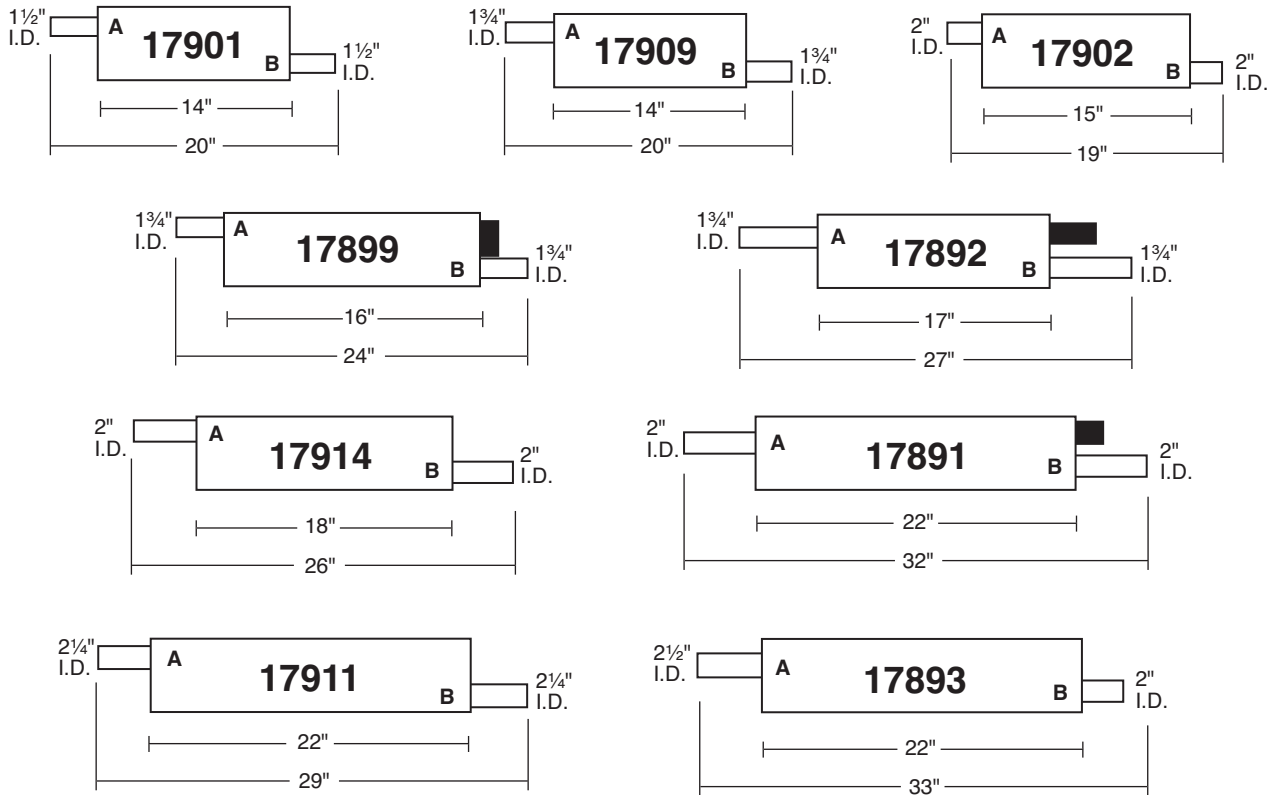
NOTE: Black area denotes welded head bracket.



# ECONOMY PRO-FIT MUFFLERS

Mufflers Arranged By Cross-Section, Style, Body Length, Then Bushing Diameter

## 6" ROUND      OFFSET-OFFSET      REVERSIBLE



## 3 1/4" x 7 3/4"      CENTER-OFFSET or OFFSET-CENTER      REVERSIBLE



## 3 1/4" x 7 3/4"      OFFSET-OFFSET      REVERSIBLE



NOTE: Black area denotes welded head bracket.

GENERAL INFORMATION

PASSENGER CAR

LIGHT TRUCK

MUFFLER SPECS.

OPTIONAL MUFFLERS

CONVERTER SPECS.

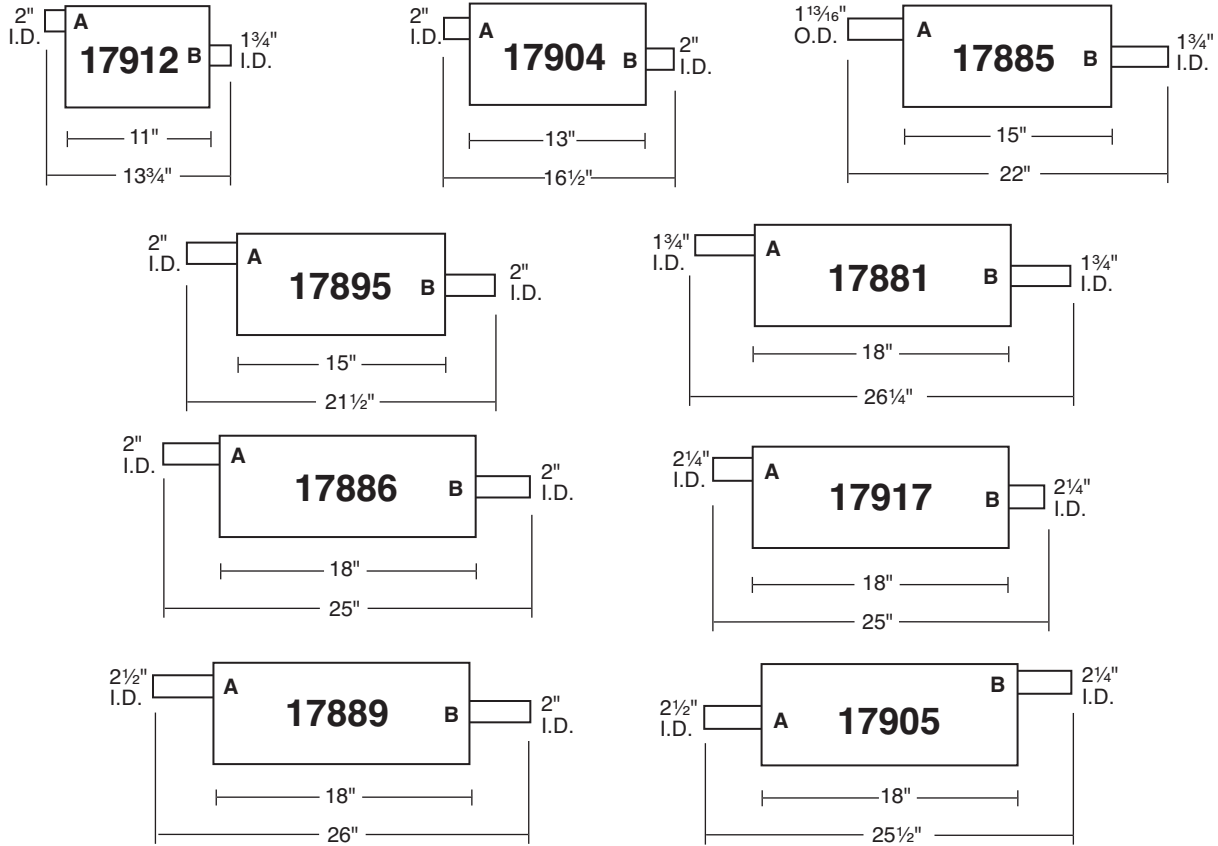
ACCESSORIES

FOOTNOTES

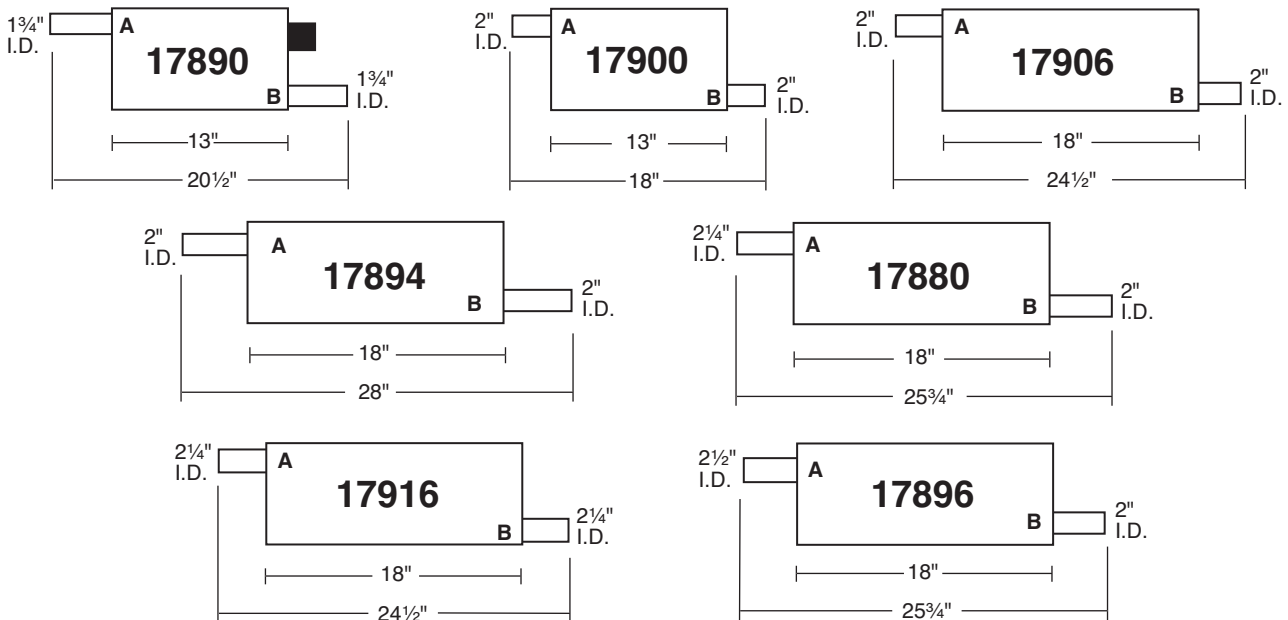
# ECONOMY PRO-FIT MUFFLERS

Mufflers Arranged By Cross-Section, Style, Body Length, Then Bushing Diameter

## 4 1/4" x 8 13/16" CENTER-OFFSET or OFFSET-CENTER REVERSIBLE



## 4 1/4" x 8 13/16" OFFSET-OFFSET REVERSIBLE



NOTE: Black area denotes welded head bracket.

# GENERAL SERVICE MUFFLER SPECIFICATIONS

Designed for horizontal or vertical installation. Straight-through flow for minimum backpressure.

Muffler No.	I.D. Inlet	Shell Diameter	Shell Length	Overall Length	I.D. Outlet
22356	2½	6	30	38	2½
21468	3	6	21	30	3
21470	3½	7	30	38	3½
22572	4	9	20	27	4
21471	4	7	27¼	36	4
22936	4	9	44	51	4
*22965	4	9	44	51	4
22941	4	9	44	51	5
*22966	4	10	44	51	5
*22969	4	10	44	51	4
22962	4	10	44	51	5
22914	5	9	33½	40	5
*22964	5	9	44	51	5
22940	5	9	44	51	5
*22963	5	10	44	51	5
■22980	5	10	44	51	5
■†22981	5	10	44	51	5
22920	5	10	44	51	5

\* MEGA FLOW MUFFLER

■ NOISE BRAKER MUFFLER

† DUAL STACK APPLICATION

Features Include:

- ALL ALUMINIZED SHELLS, TUBES AND HEADS
- TAPERED HEADS - DESIGNED TO SHED MOISTURE WHEN MOUNTED IN THE VERTICAL POSITION



GENERAL INFORMATION

PASSENGER CAR

LIGHT TRUCK

MUFFLER SPECS.

OPTIONAL MUFFLERS

CONVERTER SPECS.

ACCESSORIES

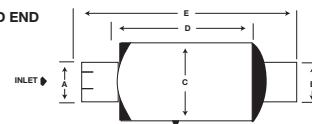
FOOTNOTES

## SPARK ARRESTORS

SPARK ARRESTOR APPROVED UNDER USDA FOREST SERVICE STANDARD 5100-1a

As indicated by this symbol ▼ embossed on all unit shells.

NOTE:  
INLET IS SLOTTED END



- Tested and U.S. Forest Service approved for vertical or horizontal installations.
- All Spark arrestors 95% or greater efficiency on incendiary sparks - reduces fire hazard.
- Centrifugal force separates solids from exhaust gas.
- Aluminized construction with stainless steel critical parts.

Part No.	Body Diameter	Inlet and Outlet Diameter	Body Length	Overall Length
35807	4¼	1½ ID - 1½ OD	3⅞	6
21578	5⅝	2 ID - 2 ID	6⅝	11
21579	5⅝	2½ ID - 2½ ID	8⅝	12⅞
21580	6⅝	3 ID - 3⅞ ID	10⅜	14⅞
21581	7⅝	3½ ID - 3⅝ ID	12	17⅝
21582	8½	4 ID - 4⅞ ID	14⅝	21⅜

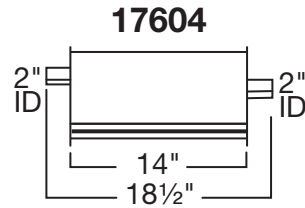
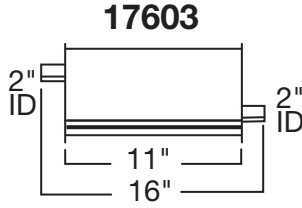
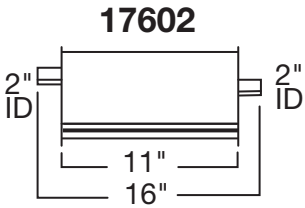
### SELECTING A SPARK ARRESTOR

Seven models of different sizes and capacities are currently being produced. Generally, if a spark arrester will fit on the exhaust pipe of an engine, it will also have acceptable back pressure for that engine. In some cases, a larger size spark arrester will be required to stay within back pressure limits and in those cases, adapters will have to be used.

# UNIVERSAL INSTALLER TURBO MUFFLERS

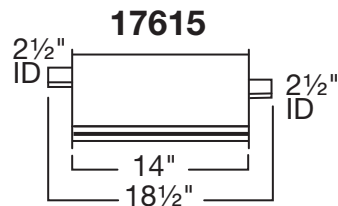
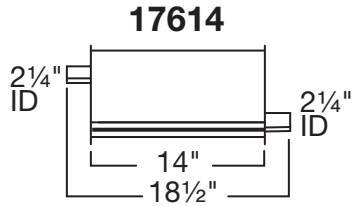
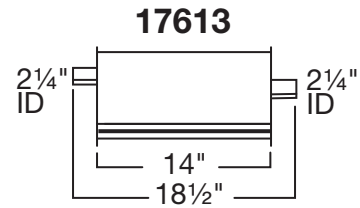
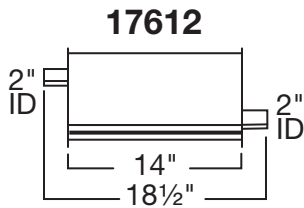
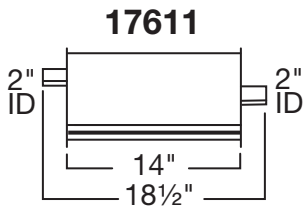
3 1/4" x 7 3/4"

**Oval**

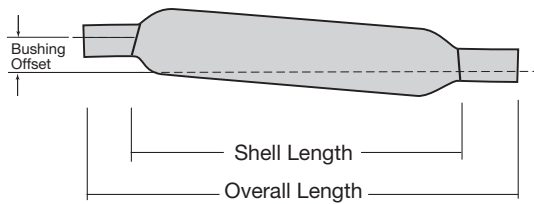


4 1/4" x 9 3/4"

**Oval**



# GLASSPACK MUFFLERS



## 3 1/2" ROUND Offset-Offset

Part No.	Inlet ID	Outlet ID	Overall Length	Shell Length	Bushing Offset
24041	2	2	20	14	2 3/8
24098	2 1/4	2 1/4	21 3/4	14	2 3/8
24090	2 1/4	2	29 3/8	24	3 1/2

# UNIVERSAL GLASSPACKS

## 3" ROUND Straight



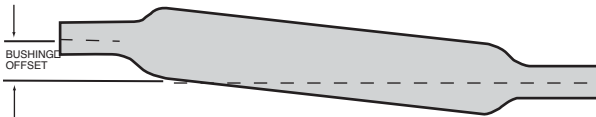
Part No.	Overall Length	Shell Length	Inlet	Outlet
24408	17	12	1¾	1¾

## 3½" ROUND Straight



Part No.	Overall Length	Shell Length	Inlet	Outlet
24440	17	12	2	2
24441	19	14	2	2
24442	23	18	2	2
24443	25	20	2	2
24444	27	22	2	2
24453	23	18	2¼	2¼

## 3½" ROUND Single Offset Applications



Part No.	Overall Length	Shell Length	Inlet	Outlet	Bushing Offset
24457	23¼	18	1¾	1¾	2½

## 4" ROUND Straight



Part No.	Overall Length	Shell Length	Inlet	Outlet
24454	29	24	2¼	2¼

## 3" ROUND Blanks


PART NO.	LENGTH
24400	12
24401	14
24402	18

## 3½" ROUND Blanks

PART NO.	LENGTH
24415	12
24416	14
24417	18
24422	30

## 4" ROUND Blanks

PART NO.	LENGTH
24430	14
24431	18



GENERAL INFORMATION

PASSENGER CAR

LIGHT TRUCK

MUFFLER SPECS.

OPTIONAL MUFFLERS

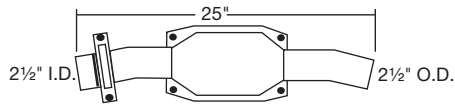
CONVERTER SPECS.

ACCESSORIES

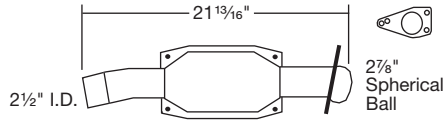
FOOTNOTES

# DIRECT-FIT CONVERTERS - NUMERICAL LISTING

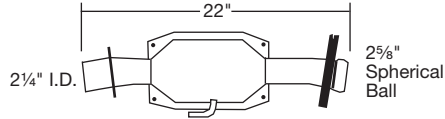
**15501**



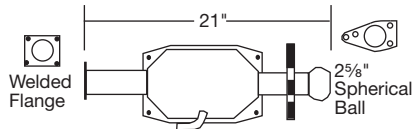
**15502**



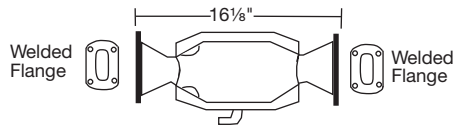
**15512**



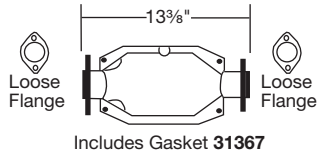
**15514**



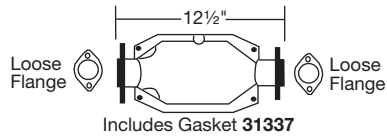
**15532**



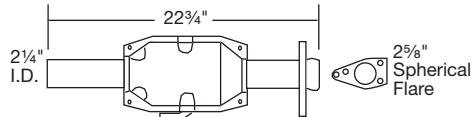
**15536**



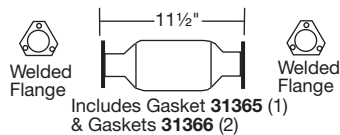
**15538**



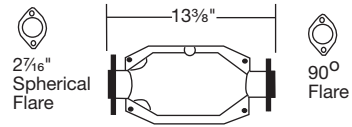
**15540**



**15549**

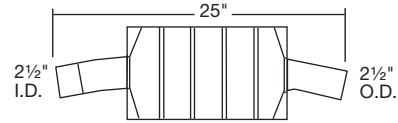


**15554**

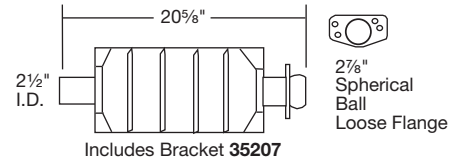


Includes Gaskets **31360, 31387, 31357, 31367** & Stud Kit

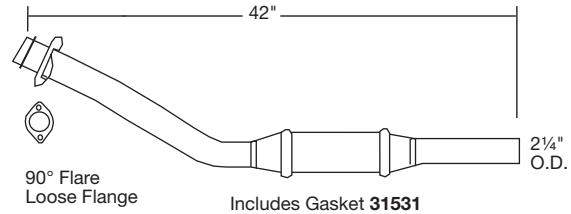
**15556**



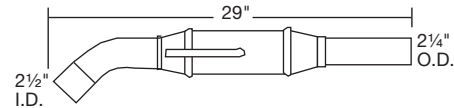
**15571**



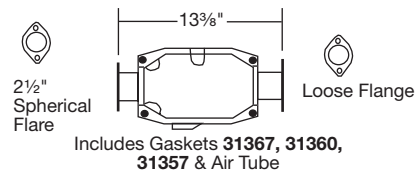
**15573**



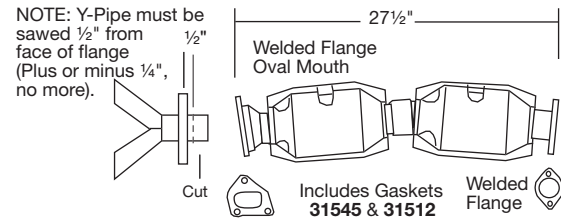
**15577**



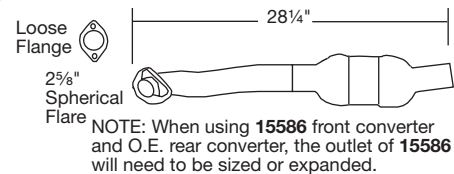
**15580**



**15585**

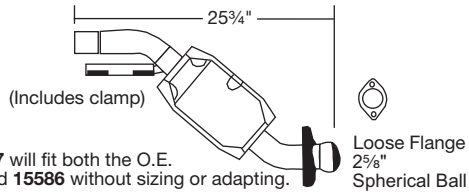


**15586**



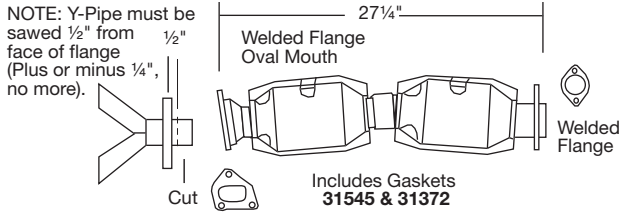
# DIRECT-FIT CONVERTERS - NUMERICAL LISTING

**15587**



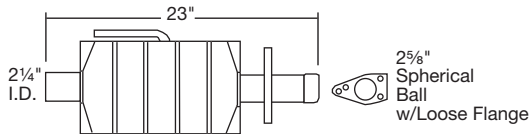
NOTE: **15587** will fit both the O.E. converter and **15586** without sizing or adapting.

**15588**

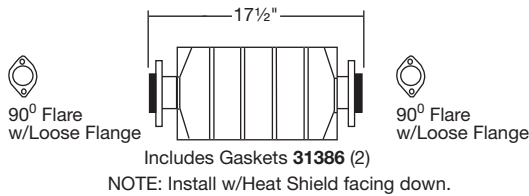


NOTE: Y-Pipe must be sawed 1/2" from face of flange (Plus or minus 1/4", no more).

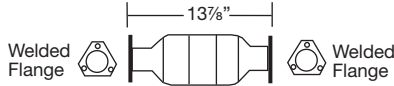
**15589**



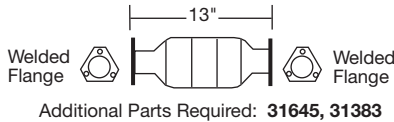
**15590**



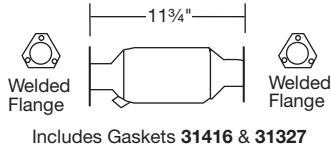
**15601**



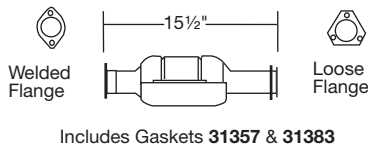
**15602**



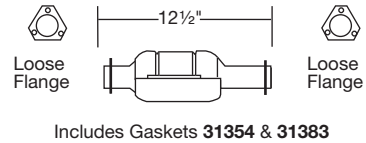
**15612**



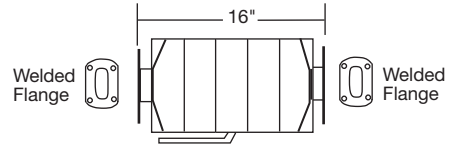
**15614**



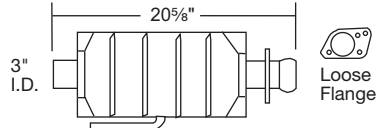
**15616**



**15618**

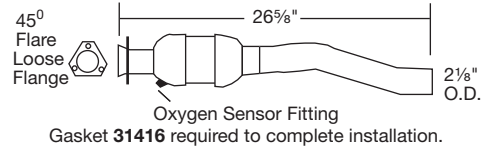


**15622**

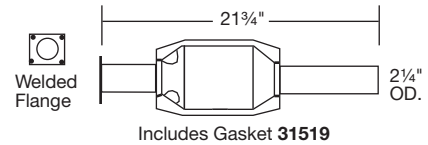


NOTE: Heavy Duty Clamp **35772** with welded saddle necessary on inlet end. Requires Air Tube Kit **35574**

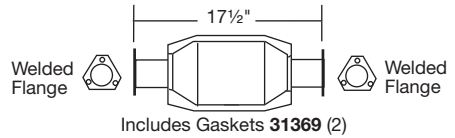
**15633**



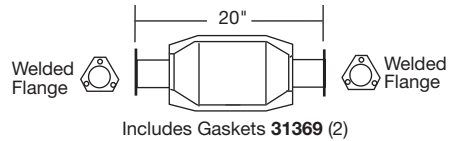
**15634**



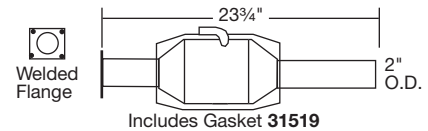
**15635**



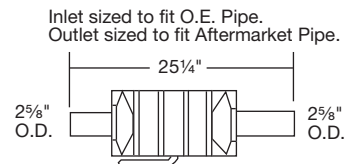
**15636**



**15637**



**15642**



GENERAL INFORMATION

PASSENGER CAR

LIGHT TRUCK

MUFFLER SPECS.

OPTIONAL MUFFLERS

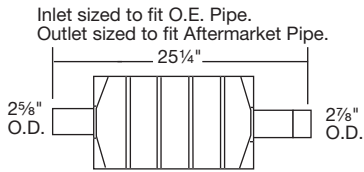
CONVERTER SPECS.

ACCESSORIES

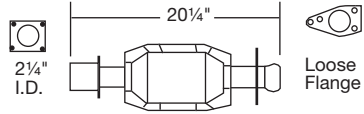
FOOTNOTES

# DIRECT-FIT CONVERTERS - NUMERICAL LISTING

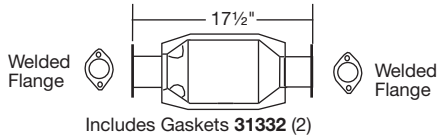
**15643**



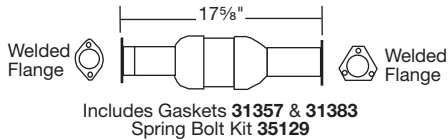
**15646**



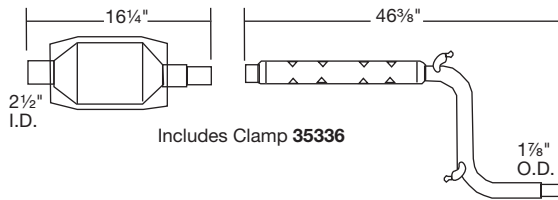
**15653**



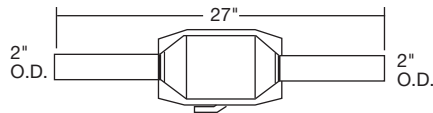
**15656**



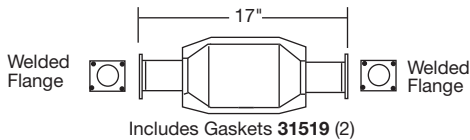
**15662**



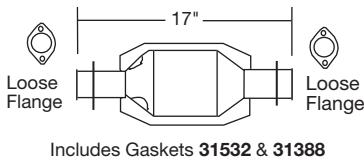
**15666**



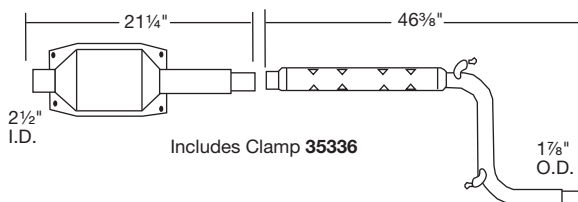
**15668**



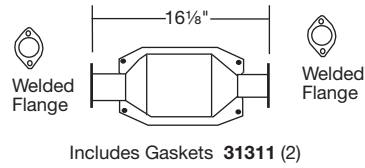
**15676**



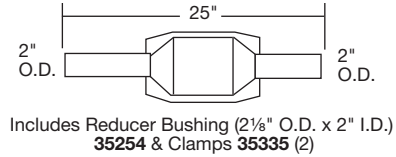
**15677**



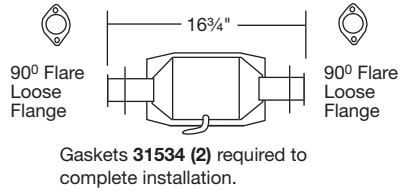
**15678**



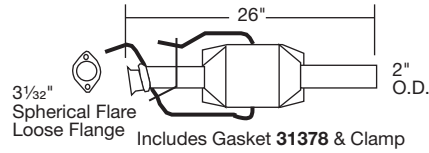
**15680**



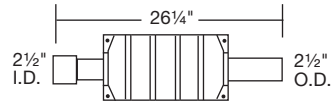
**15682**



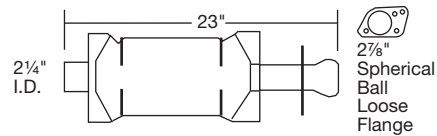
**15683**



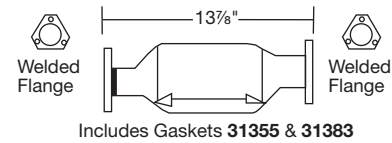
**15684**



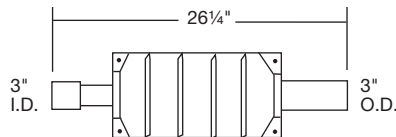
**15688**



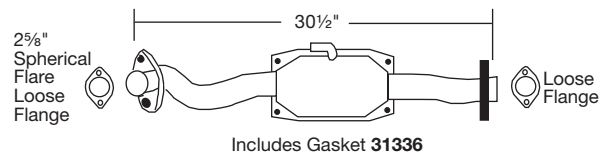
**15691**



**15693**



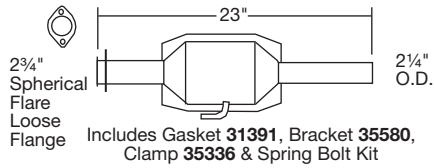
**15694**



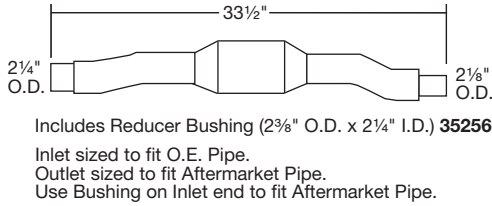


# DIRECT-FIT CONVERTERS - NUMERICAL LISTING

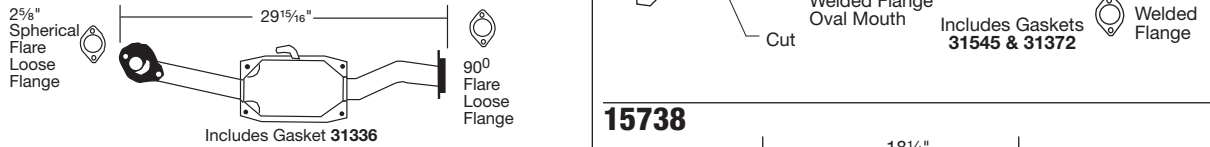
**15699**



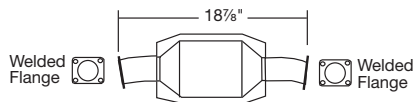
**15702**



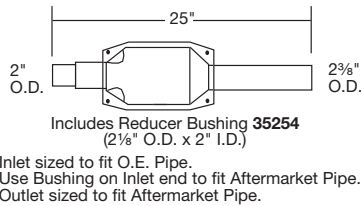
**15704**



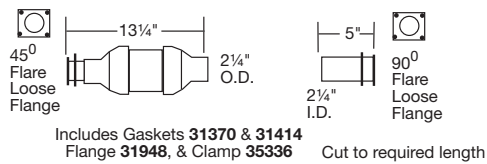
**15717**



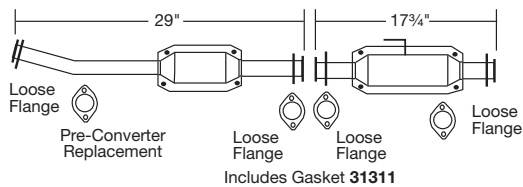
**15721**



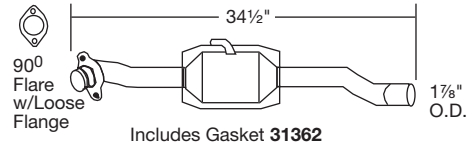
**15722**



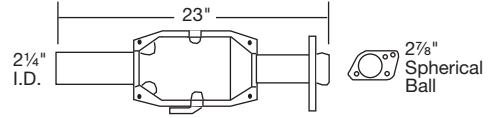
**15727**



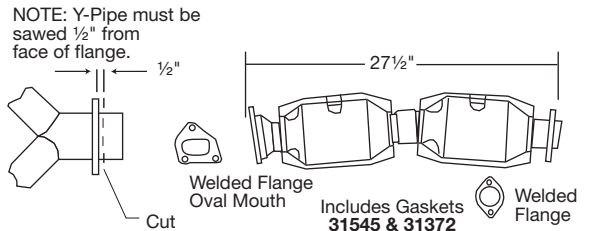
**15732**



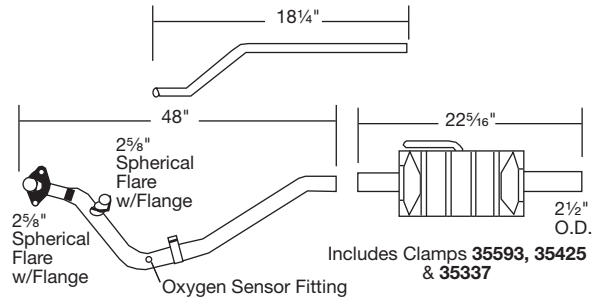
**15735**



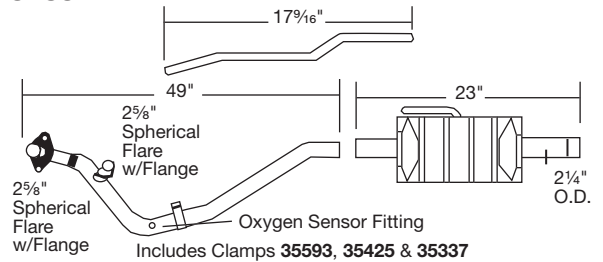
**15737**



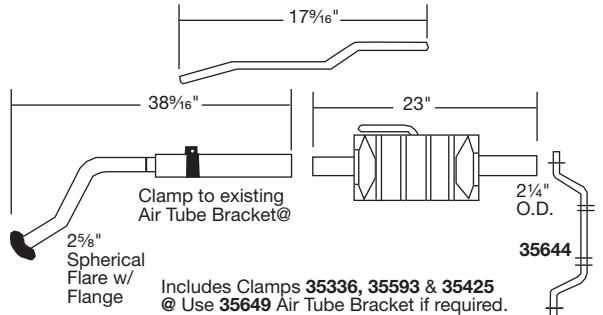
**15738**



**15739**



**15741**



GENERAL INFORMATION

PASSENGER CAR

LIGHT TRUCK

MUFFLER SPECS.

OPTIONAL MUFFLERS

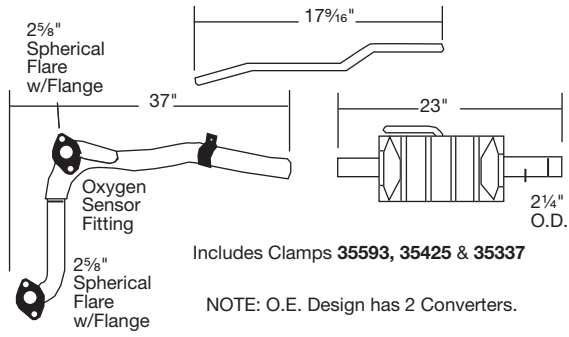
CONVERTER SPECS.

ACCESSORIES

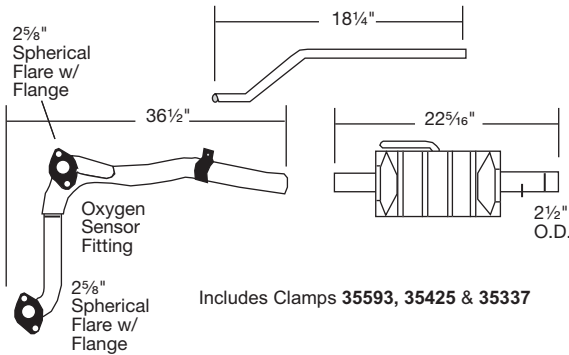
FOOTNOTES

# DIRECT-FIT CONVERTERS - NUMERICAL LISTING

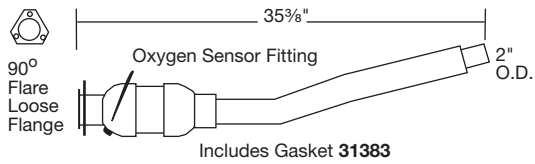
**15742**



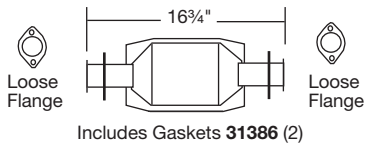
**15743**



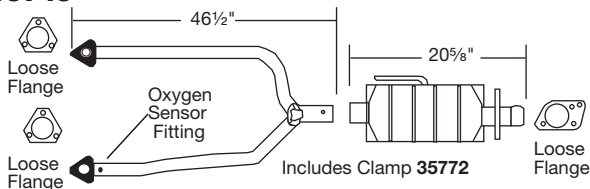
**15746**



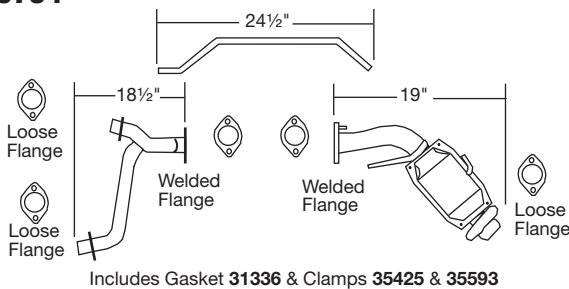
**15748**



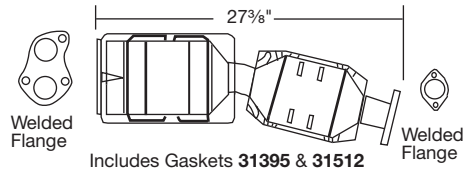
**15749**



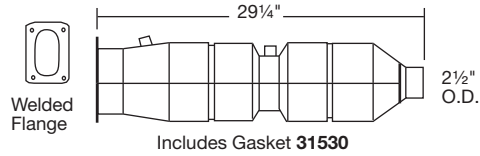
**15754**



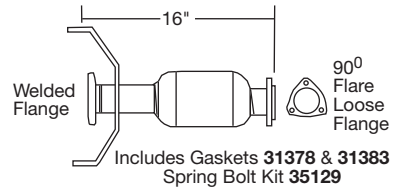
**15757**



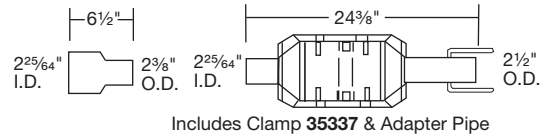
**15762**



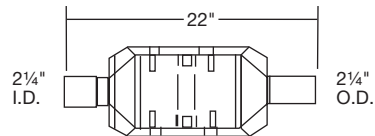
**15771**



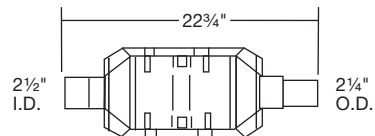
**15772**



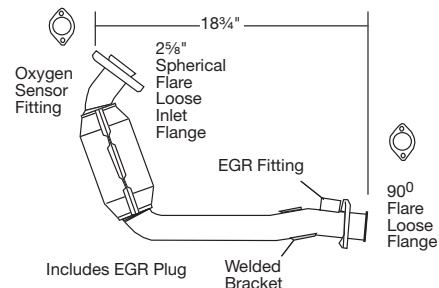
**15773**



**15774**

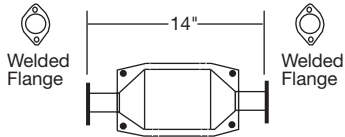


**15775**



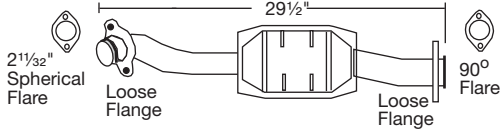
# DIRECT-FIT CONVERTERS - NUMERICAL LISTING

**15777**

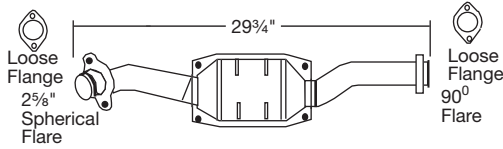


Includes Gaskets **31388** & **31547**

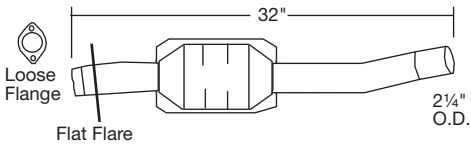
**15779**



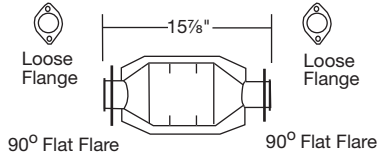
**15780**



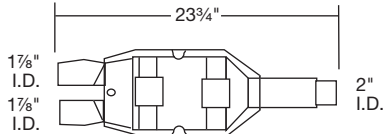
**15786**



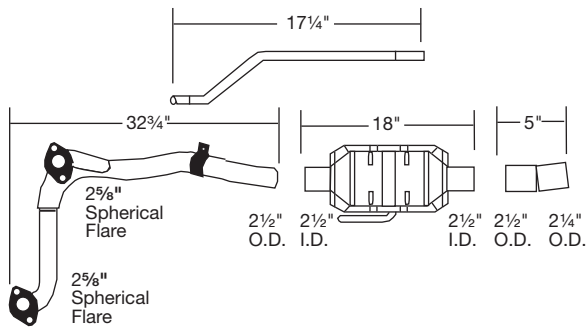
**15788**



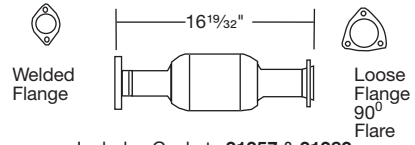
**15797**



**15798**

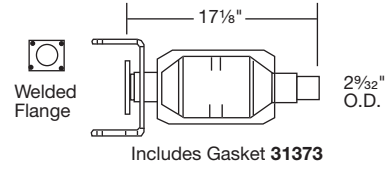


**15800**



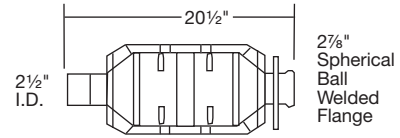
Includes Gaskets **31357** & **31383**,  
Spring Bolt Kit **35129**

**15801**

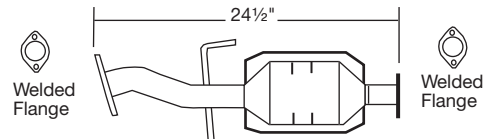


Includes Gasket **31373**

**15803**

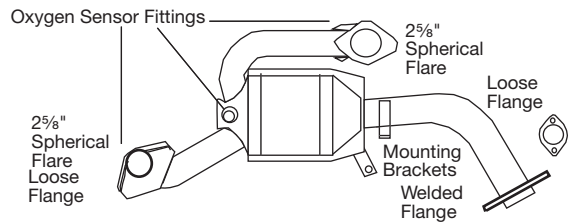


**15804**

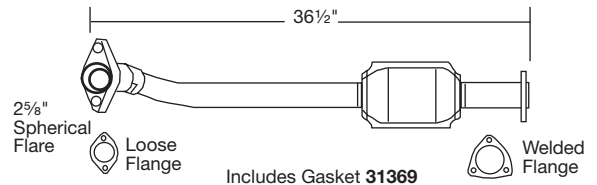


Includes Gaskets **31388** & **31388**

**15805**

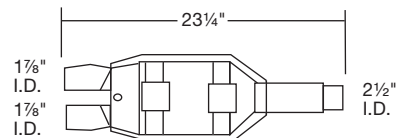


**15808**



Includes Gasket **31369**

**15809**



GENERAL INFORMATION

PASSENGER CAR

LIGHT TRUCK

MUFFLER SPECS.

OPTIONAL MUFFLERS

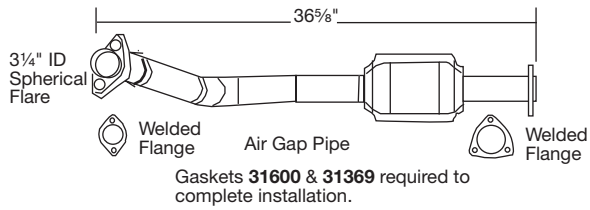
CONVERTER SPECS.

ACCESSORIES

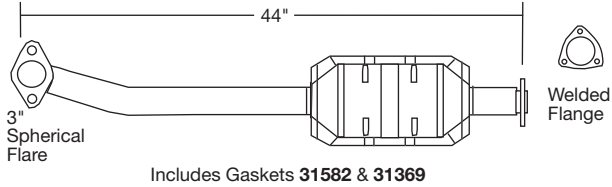
FOOTNOTES

# DIRECT-FIT CONVERTERS - NUMERICAL LISTING

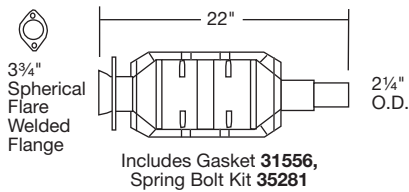
**15810**



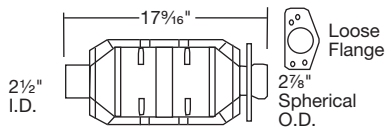
**15811**



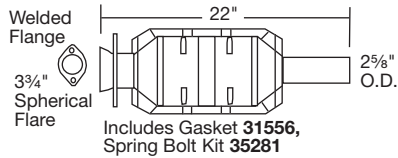
**15812**



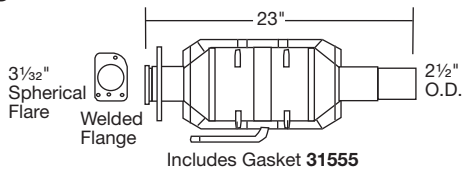
**15813**



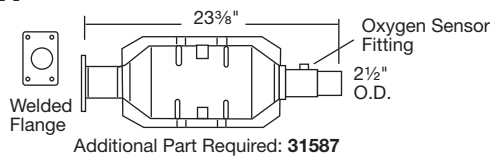
**15815**



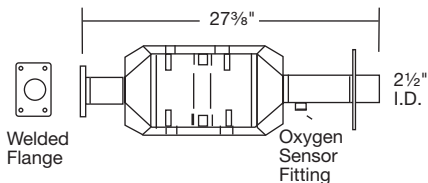
**15816**



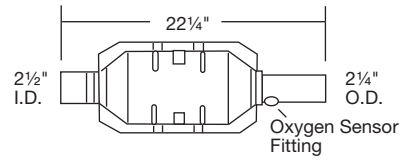
**15817**



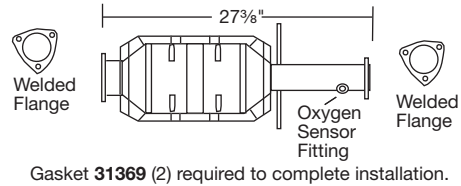
**15818**



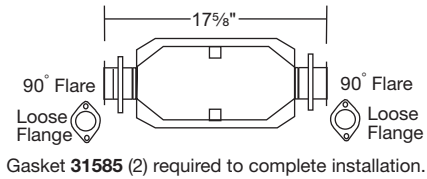
**15820**



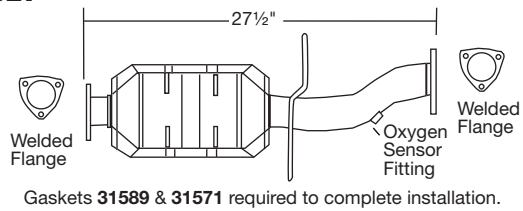
**15823**



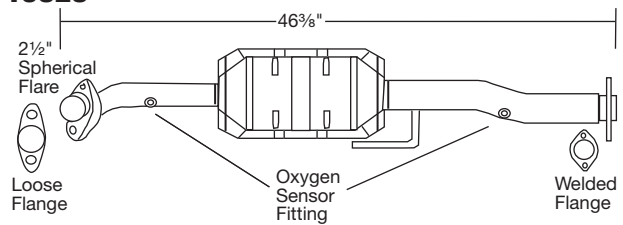
**15826**



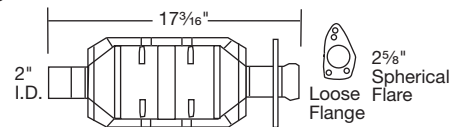
**15827**



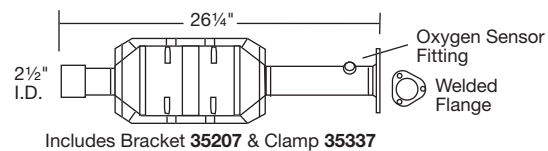
**15828**



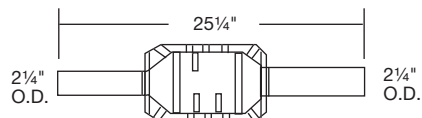
**15830**



**15831**

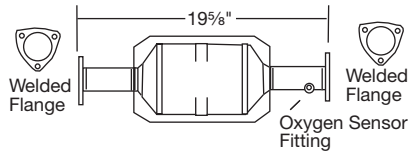


**15832**



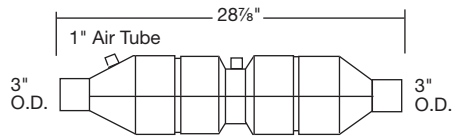
# DIRECT-FIT CONVERTERS - NUMERICAL LISTING

**15833**

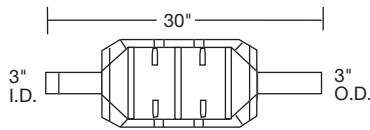


Additional Parts Required: **31369 (2)**

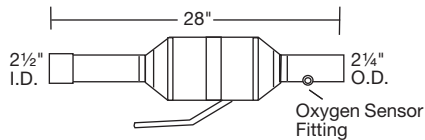
**15838**



**15840**

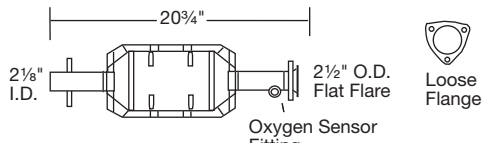


**15841**



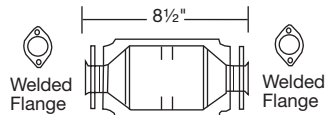
O.E. front pipe must be cut 26" from outlet end and reused.

**15842**

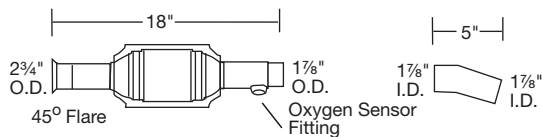


Additional Part Required: **31533**

**15843**

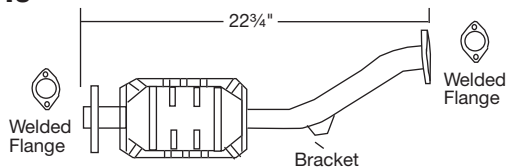


**15844**

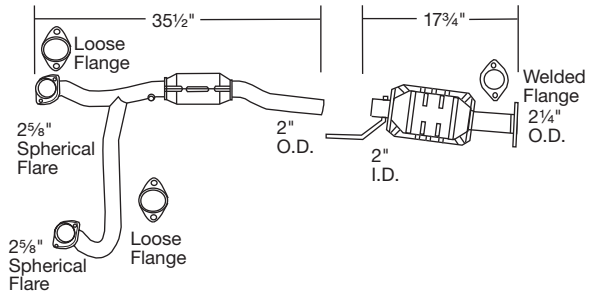


Requires **36378** V Band clamp at inlet.

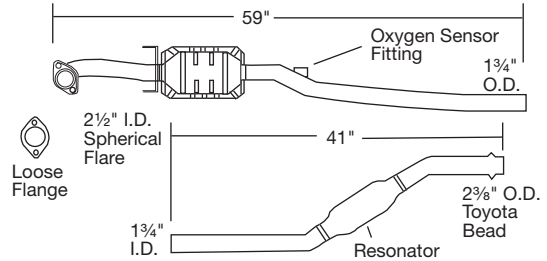
**15845**



**15846**

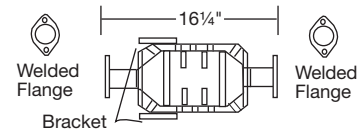


**15847**

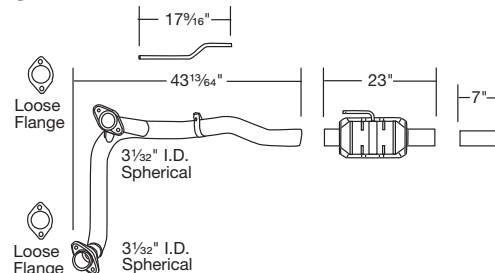


Gasket **31589** required at rear to complete installation.  
Clamp **35343** required between parts to complete installation.

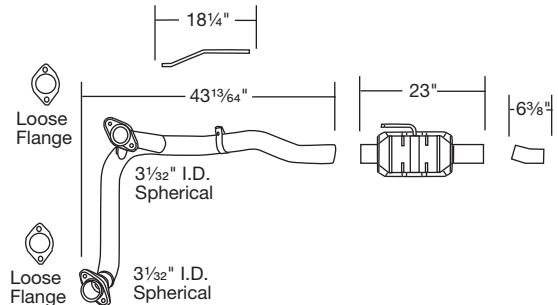
**15848**



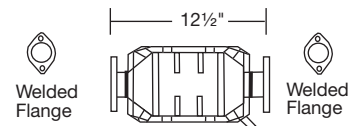
**15849**



**15850**



**15851**



GENERAL INFORMATION

PASSENGER CAR

LIGHT TRUCK

MUFFLER SPECS.

OPTIONAL MUFFLERS

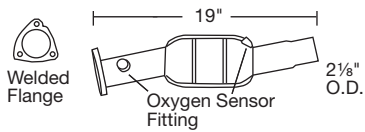
CONVERTER SPECS.

ACCESSORIES

FOOTNOTES

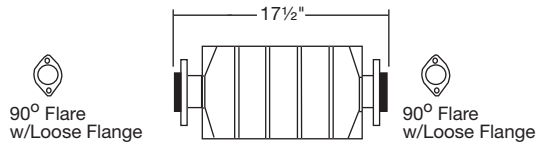
# DIRECT-FIT CONVERTERS - NUMERICAL LISTING

**15852**



Additional Part Required: **31611**

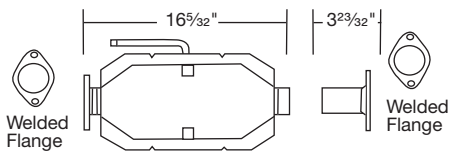
**15853**



Includes Gaskets **31386** (2)

NOTE: Install w/Heat Shield facing down.

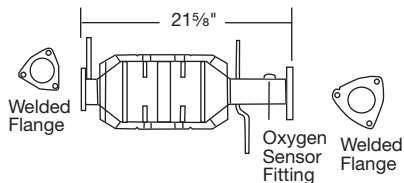
**15855**



2" Clamp included.

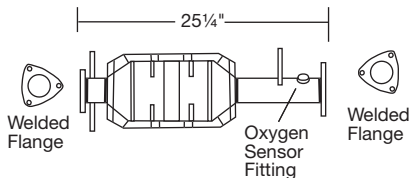
Gasket **31311** (2) required to complete installation.

**15856**



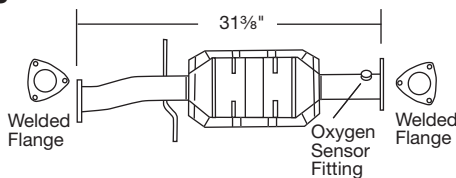
Gaskets **31589** & **31571** required to complete installation.

**15857**




Gaskets **31589** & **31571** required to complete installation.

**15858**

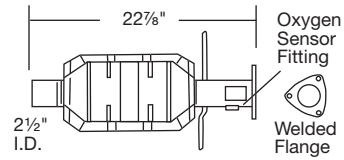


Gaskets **31589** & **31571** required to complete installation.

**15859**

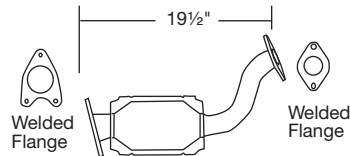


**15860**



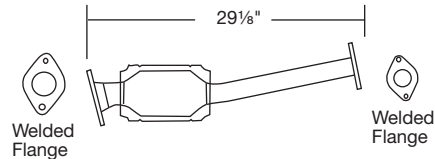
Gasket **31571** required to complete installation.

**15861**



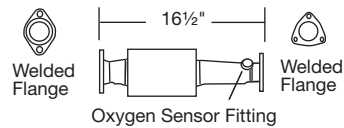
Gaskets **31620** & **31578** required to complete installation.

**15862**

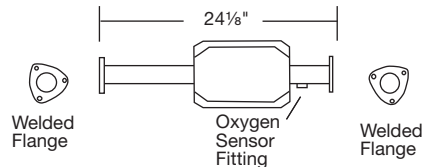


Gaskets **31622** & **31578** required to complete installation.

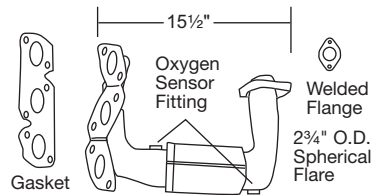
**15863**



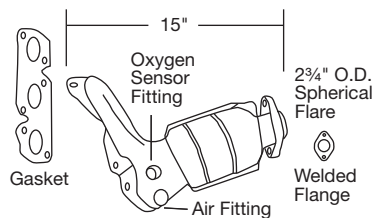
**16008**



**16009**

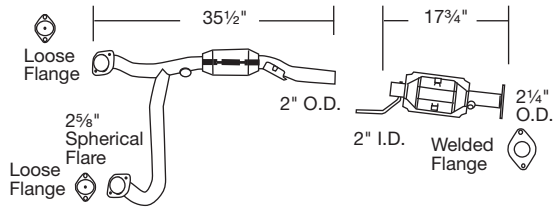


**16017**

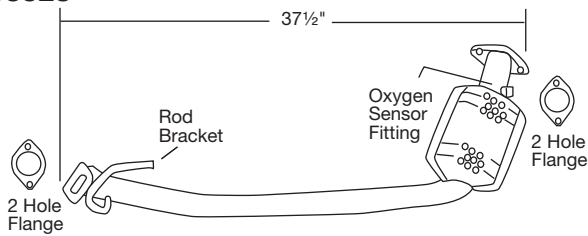


# DIRECT-FIT CONVERTERS - NUMERICAL LISTING

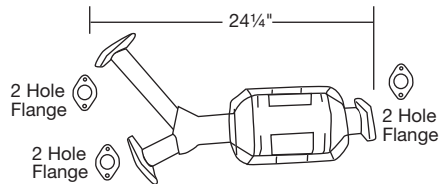
**16018**



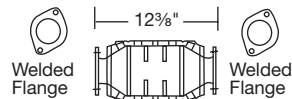
**16023**



**16024**

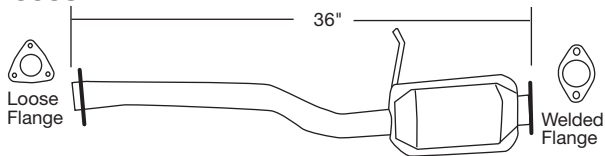


**16033**

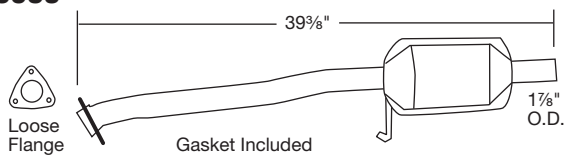


Gasket 31540 (2) required to complete installation.

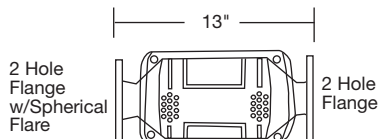
**16038**



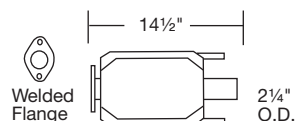
**16039**



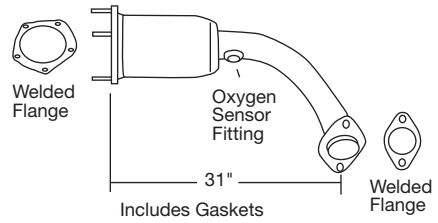
**16047**



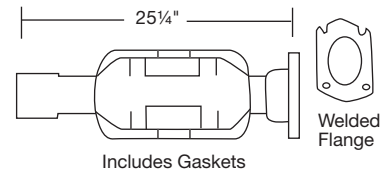
**16049**



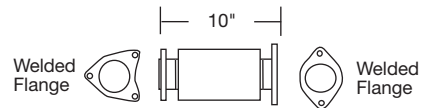
**16053**



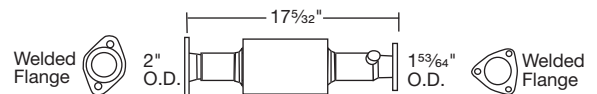
**16057**



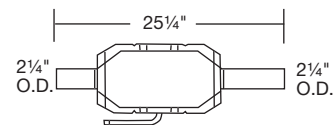
**16063**



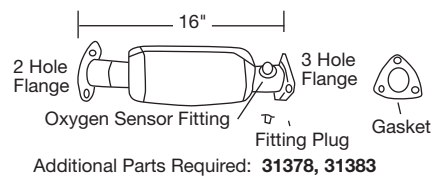
**16064**



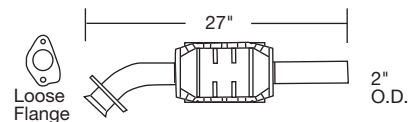
**16066**



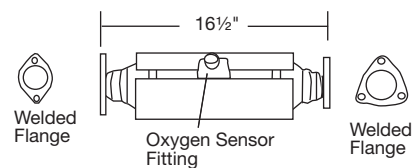
**16067**



**16069**



**16070**



GENERAL INFORMATION

PASSENGER CAR

LIGHT TRUCK

MUFFLER SPECS.

OPTIONAL MUFFLERS

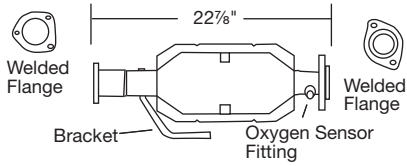
CONVERTER SPECS.

ACCESSORIES

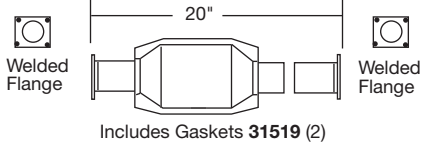
FOOTNOTES

# DIRECT-FIT CONVERTERS - NUMERICAL LISTING

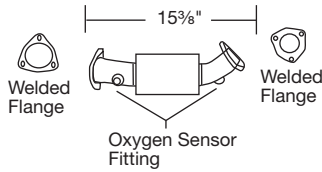
**16085**



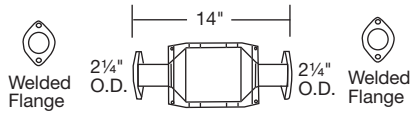
**16086**



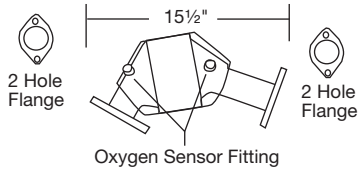
**16087**



**16088**

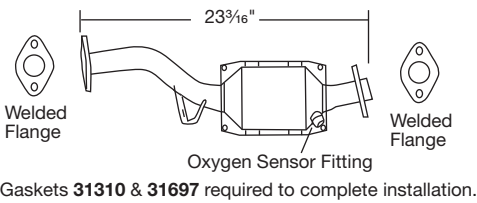


**16089**



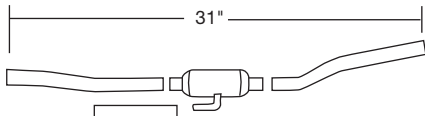
Gasket 31310 (2) required to complete installation.

**16090**



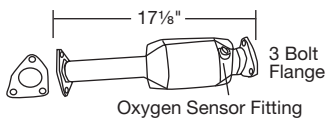
Gaskets 31310 & 31697 required to complete installation.

**16092**

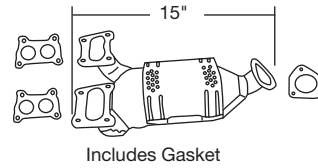


6" Air Hose & (2) Hose clamps included. Clamps 35335 (4) required to complete installation.

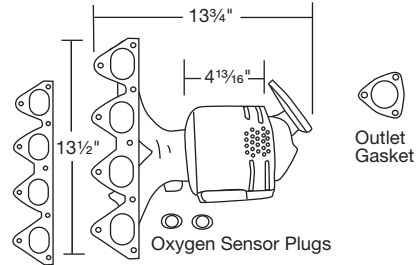
**16094**



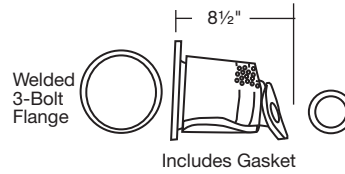
**16095**



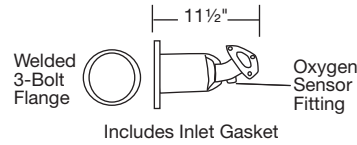
**16096**



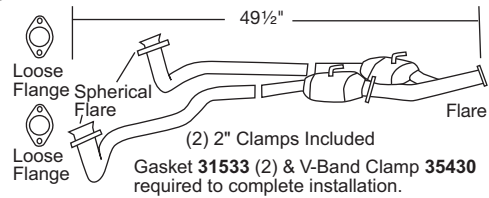
**16097**



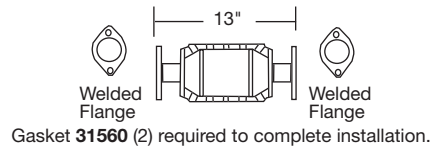
**16098**



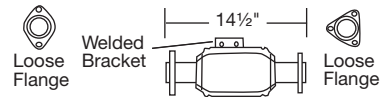
**16101**



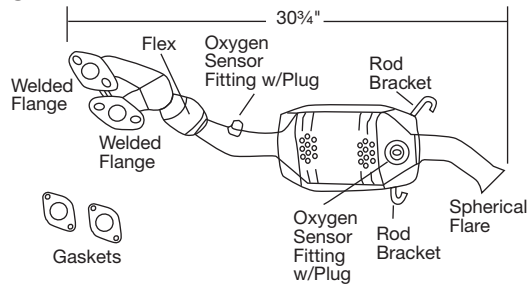
**16102**



**16103**



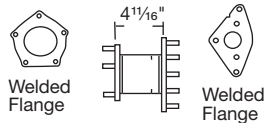
**16104**





# DIRECT-FIT CONVERTERS - NUMERICAL LISTING

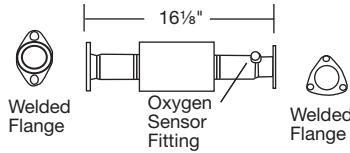
**16110**



Welded Flange

Welded Flange

**16111**

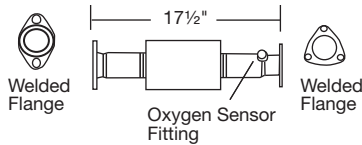


Welded Flange

Oxygen Sensor Fitting

Welded Flange

**16112**

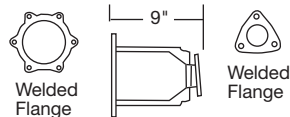


Welded Flange

Oxygen Sensor Fitting

Welded Flange

**16113**

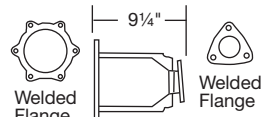


Welded Flange

Welded Flange

Additional Part Required: 31397

**16114**

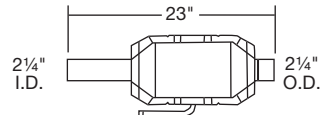


Welded Flange

Welded Flange

Additional Part Required: 31397

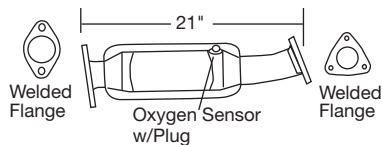
**16115**



2 1/4" I.D.

2 1/4" O.D.

**16116**

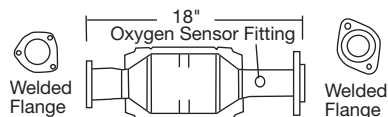


Welded Flange

Oxygen Sensor w/Plug

Welded Flange

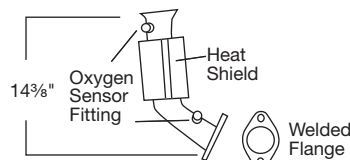
**16117**



Welded Flange

Welded Flange

**16118**



14 3/8"

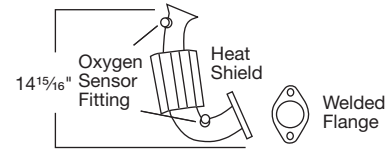
Oxygen Sensor Fitting

Heat Shield

Welded Flange

Includes Gasket 31533

**16119**



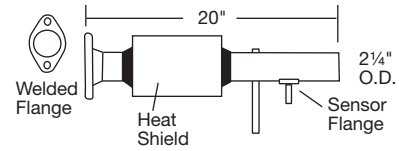
14 15/16"

Oxygen Sensor Fitting

Heat Shield

Welded Flange

**16121**



Welded Flange

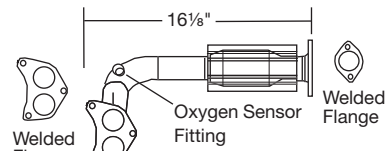
Heat Shield

2 1/4" O.D.

Sensor Flange

Additional Part Required: 31555

**16123**



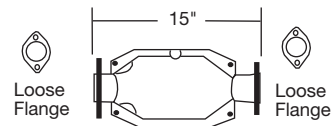
Welded Flange

Oxygen Sensor Fitting

Welded Flange

Gaskets 31397 (2) & 31311 required to complete installation.

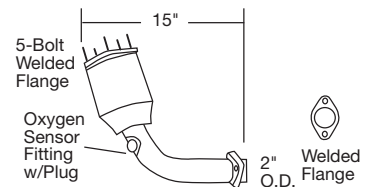
**16125**



Loose Flange

Loose Flange

**16126**



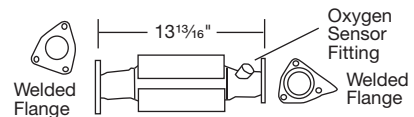
5-Bolt Welded Flange

Oxygen Sensor Fitting w/Plug

2" O.D.

Welded Flange

**16128**

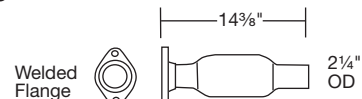


Welded Flange

Oxygen Sensor Fitting

Welded Flange

**16130**

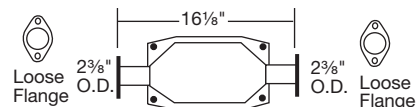


Welded Flange

2 1/4" OD

Spring Bolt Kit 35129 required to complete installation.

**16131**



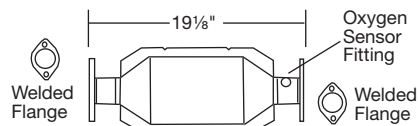
Loose Flange

2 3/8" O.D.

2 3/8" O.D.

Loose Flange

**16132**



Welded Flange

Oxygen Sensor Fitting

Welded Flange

GENERAL INFORMATION

PASSENGER CAR

LIGHT TRUCK

MUFFLER SPECS.

OPTIONAL MUFFLERS

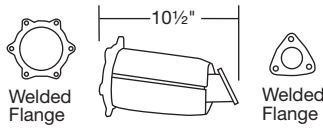
CONVERTER SPECS.

ACCESSORIES

FOOTNOTES

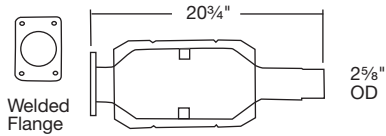
# DIRECT-FIT CONVERTERS - NUMERICAL LISTING

**16133**

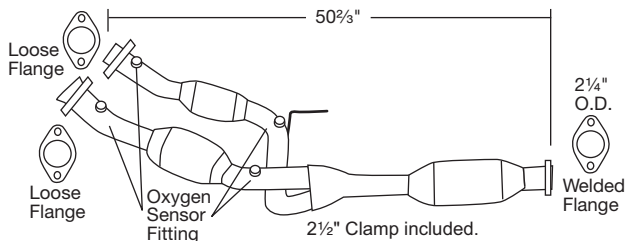


Additional Part Required: **31374**

**16137**

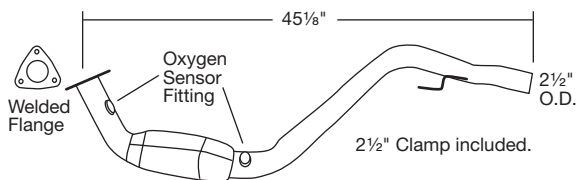


**16139**



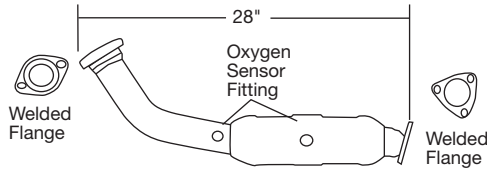
Gasket **31372** required to complete installation.

**16166**

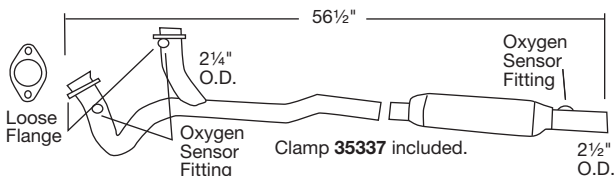


Gasket **31718** & Clamp **35337** required to complete installation.

**16167**

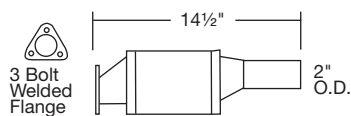


**16168**

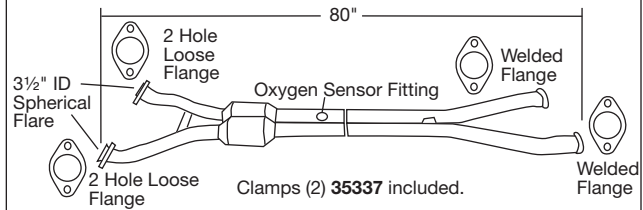


Clamp **35337** required to complete installation.

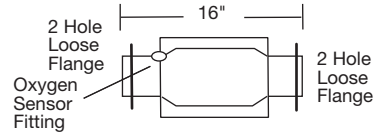
**16179**



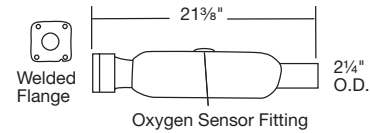
**16181**



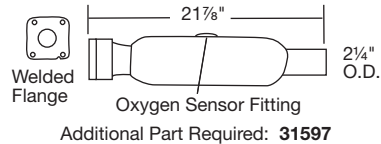
**16185**



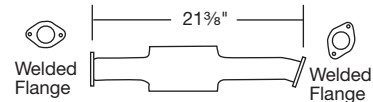
**16186**



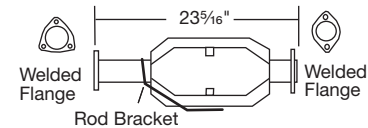
**16187**



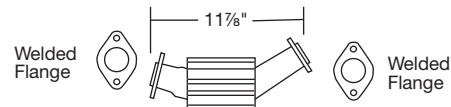
**16189**



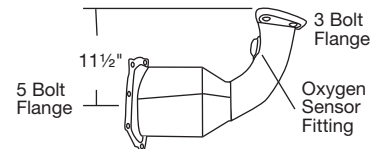
**16190**



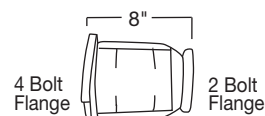
**16191**



**16192**

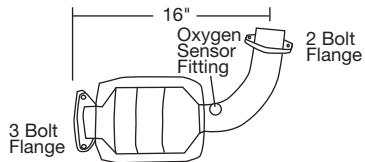


**16193**



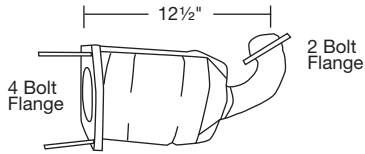
# DIRECT-FIT CONVERTERS - NUMERICAL LISTING

**16194**

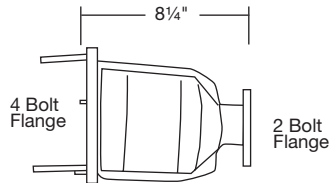


Requires Gaskets 31599 and 31596.

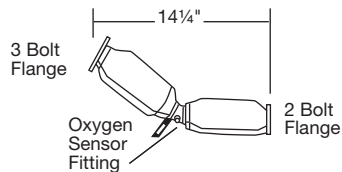
**16195**



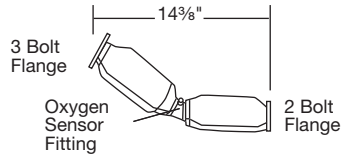
**16196**



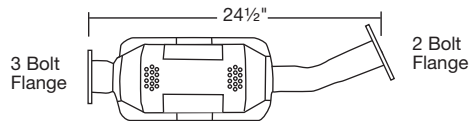
**16197**



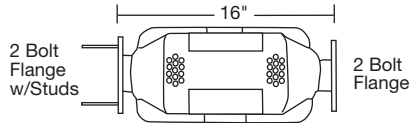
**16198**



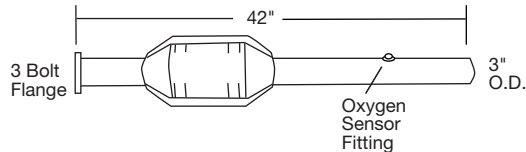
**16199**



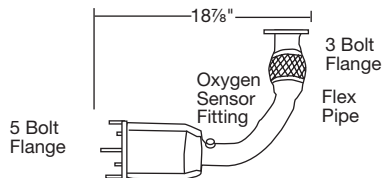
**16201**



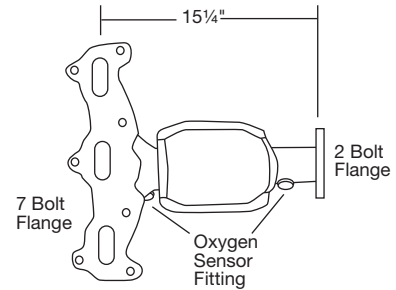
**16203**



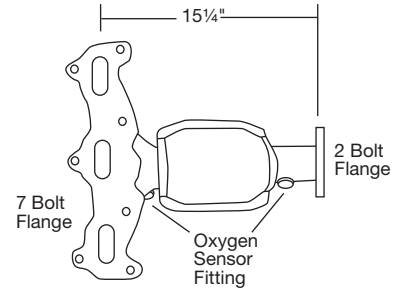
**16205**



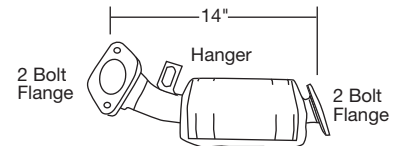
**16206**



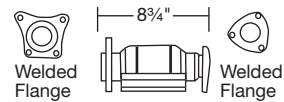
**16207**



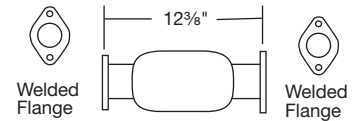
**16208**



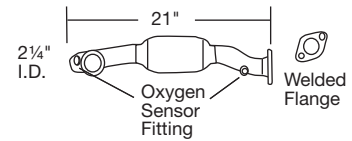
**16209**



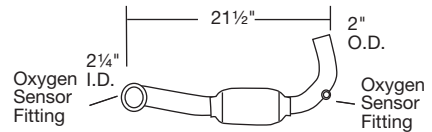
**16210**



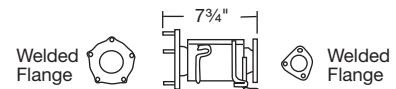
**16211**



**16212**



**16213**



GENERAL INFORMATION

PASSENGER CAR

LIGHT TRUCK

MUFFLER SPECS.

OPTIONAL MUFFLERS

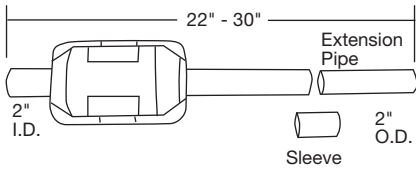
CONVERTER SPECS.

ACCESSORIES

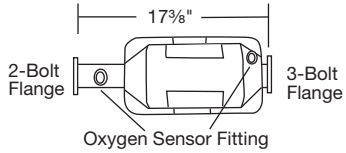
FOOTNOTES

# DIRECT-FIT CONVERTERS - NUMERICAL LISTING

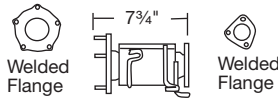
**16216**



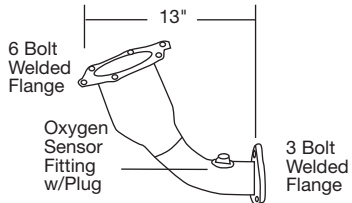
**16219**



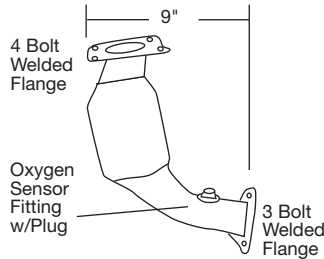
**16220**



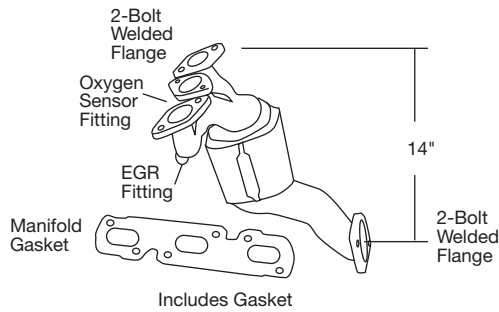
**16221**



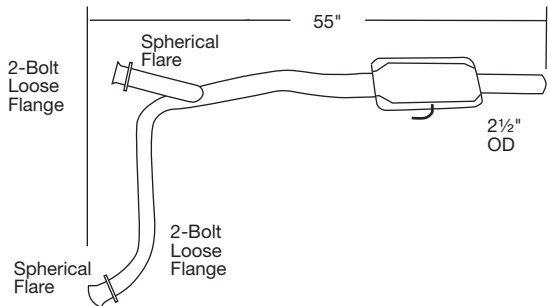
**16222**



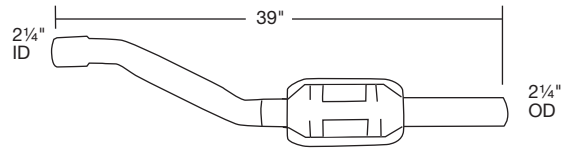
**16223**



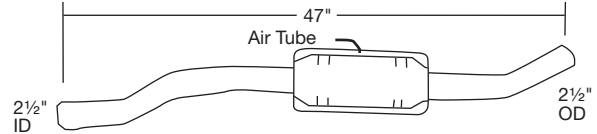
**16224**



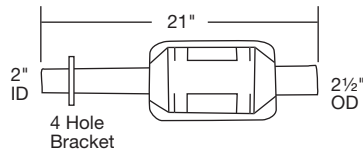
**16238**



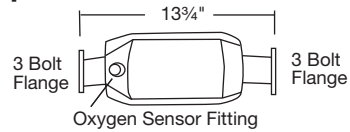
**16240**



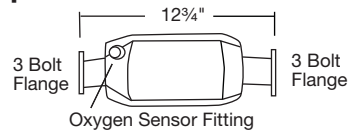
**16277**



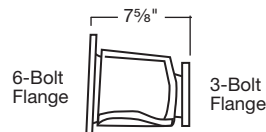
**16284 - Supersedes to 16500**



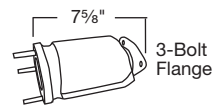
**16285 - Supersedes to 16502**



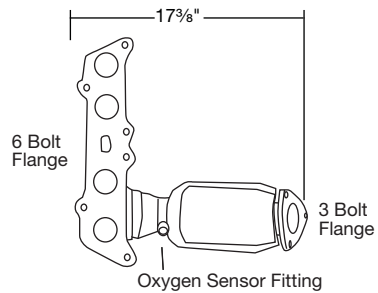
**16286**



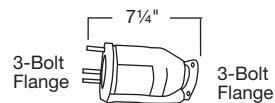
**16287**



**16288**

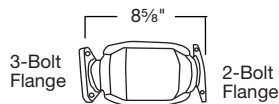


**16289**



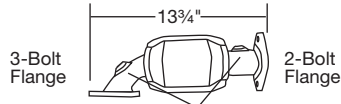
# DIRECT-FIT CONVERTERS - NUMERICAL LISTING

**16290**



Gasket **31307** at rear required to complete installation.

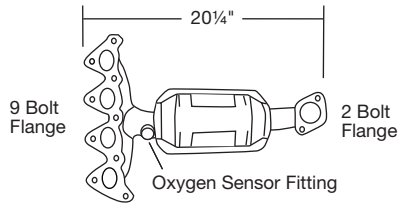
**16291**



Oxygen Sensor Fitting

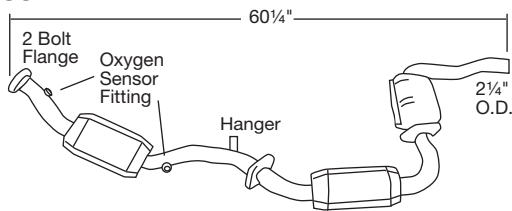
Gasket **31632** at rear required to complete installation.

**16295**

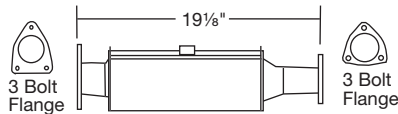


Oxygen Sensor Fitting

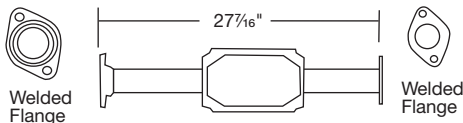
**16296**



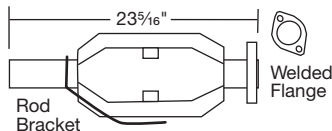
**16299**



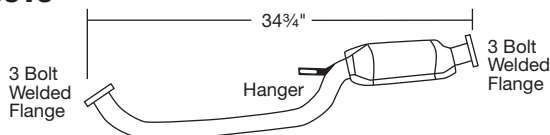
**16311**



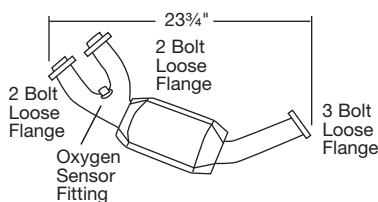
**16312**



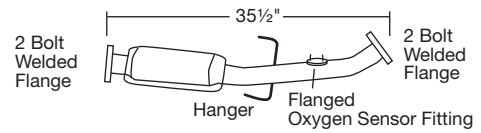
**16315**



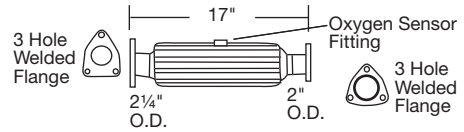
**16321**



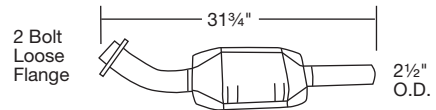
**16322**



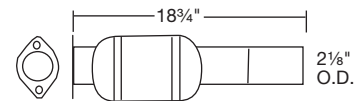
**16323**



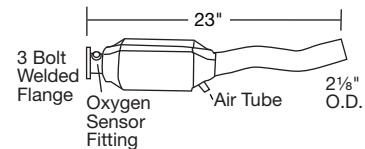
**16325**



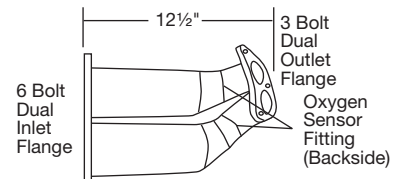
**16326**



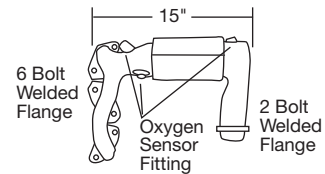
**16327**



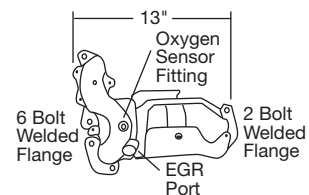
**16332**



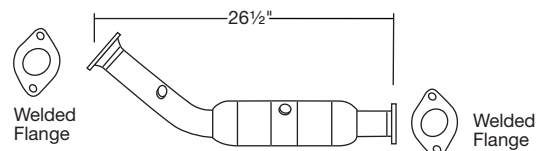
**16333**



**16334**



**16335**



GENERAL INFORMATION

PASSENGER CAR

LIGHT TRUCK

MUFFLER SPECS.

OPTIONAL MUFFLERS

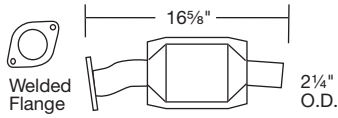
CONVERTER SPECS.

ACCESSORIES

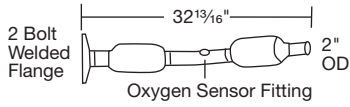
FOOTNOTES

# DIRECT-FIT CONVERTERS - NUMERICAL LISTING

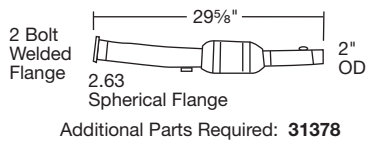
**16336**



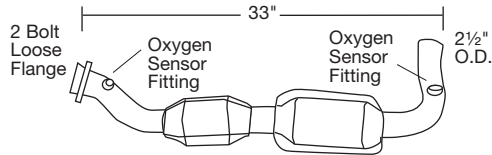
**16337**



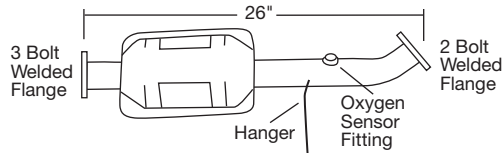
**16339**



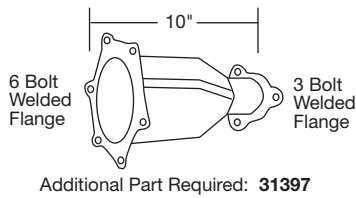
**16340**



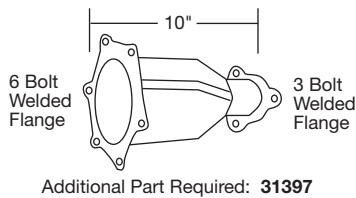
**16342**



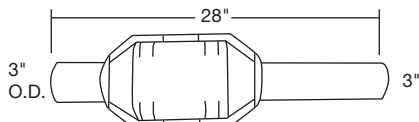
**16343**



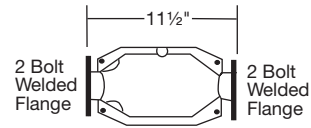
**16344**



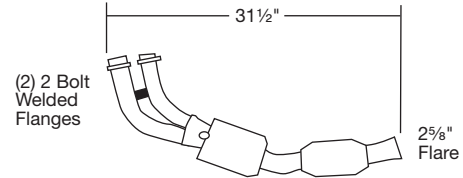
**16346**



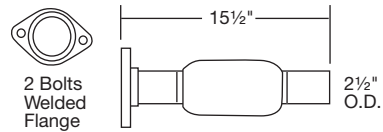
**16347**



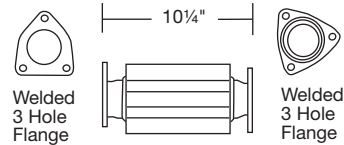
**16348**



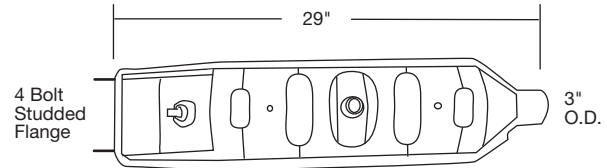
**16350**



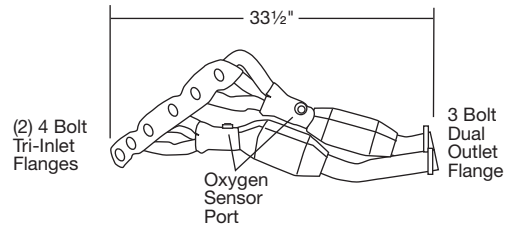
**16351**



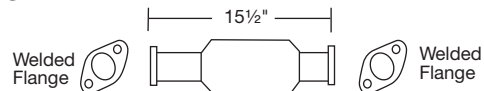
**16353**



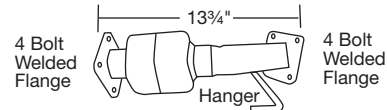
**16354**



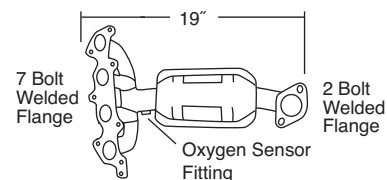
**16356**



**16358**

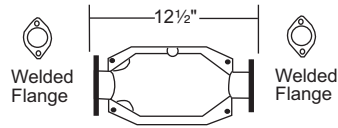


**16359**



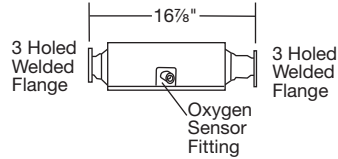
# DIRECT-FIT CONVERTERS - NUMERICAL LISTING

**16360**

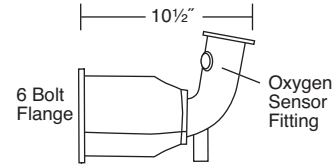


Includes Gasket **31534** (2)

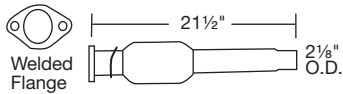
**16361**



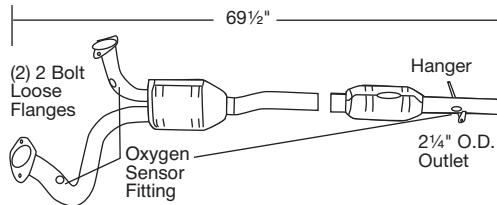
**16362**



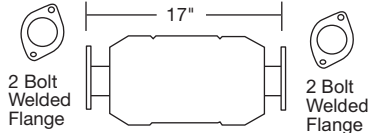
**16364**



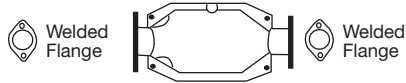
**16365**



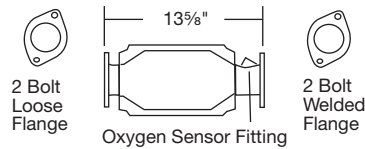
**16366**



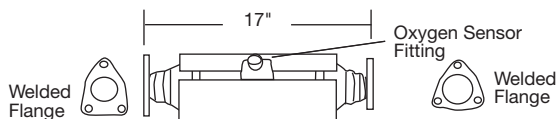
**16367**



**16368**

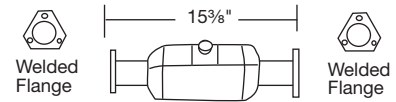


**16369**



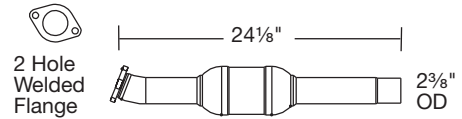
Gaskets **31645** & **31383** required to complete installation.

**16370**

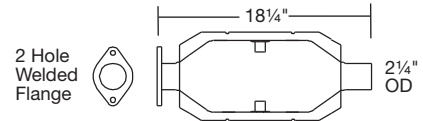


Gaskets **31645** & **31383** required to complete installation.

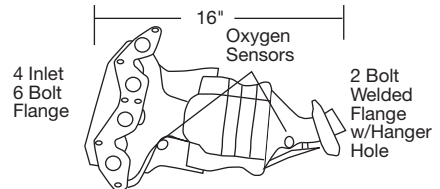
**16371**



**16372**

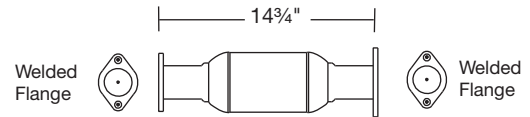


**16373**

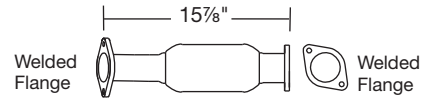


Additional Parts Required: **31357**

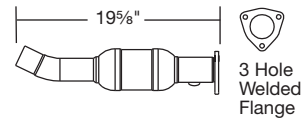
**16374**



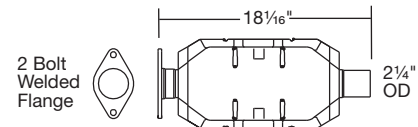
**16375**



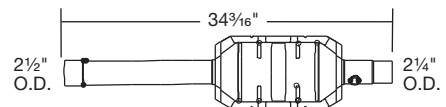
**16376**



**16377**



**16378**



GENERAL INFORMATION

PASSENGER CAR

LIGHT TRUCK

MUFFLER SPECS.

OPTIONAL MUFFLERS

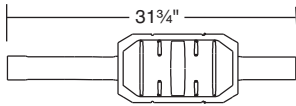
CONVERTER SPECS.

ACCESSORIES

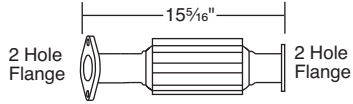
FOOTNOTES

# DIRECT-FIT CONVERTERS - NUMERICAL LISTING

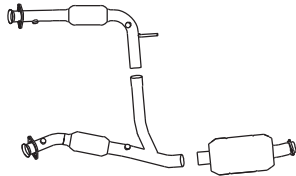
**16379**



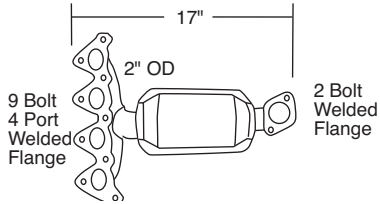
**16380**



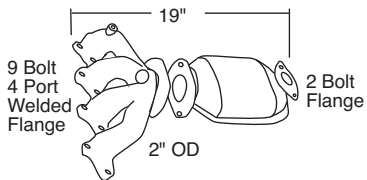
**16381**



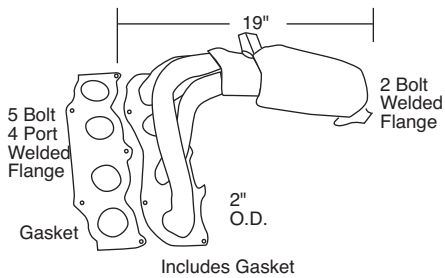
**16382**



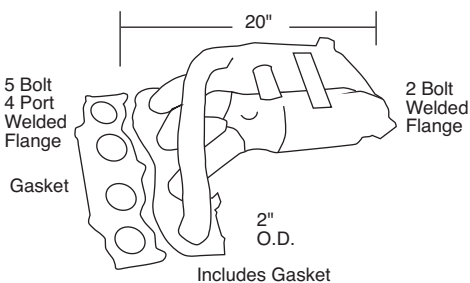
**16383**



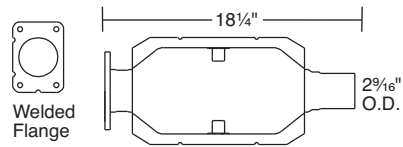
**16384**



**16385**

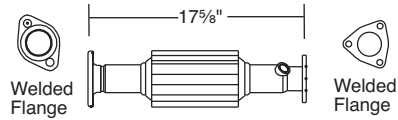


**16386**



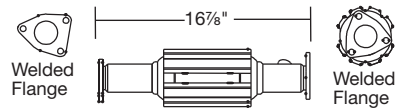
Additional Part Required: 31587

**16387**

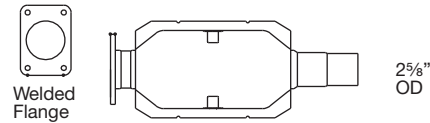


Additional Parts Required: 31619, 31383

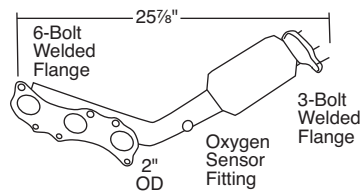
**16388**



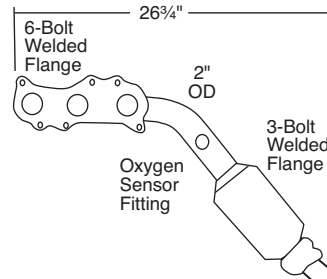
**16389**



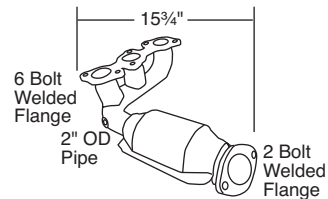
**16390**



**16391**



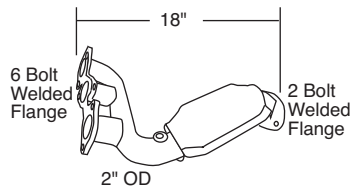
**16392**



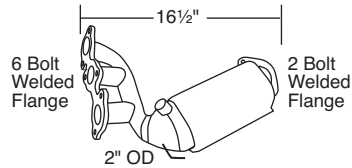


# DIRECT-FIT CONVERTERS - NUMERICAL LISTING

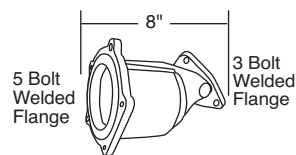
**16393**



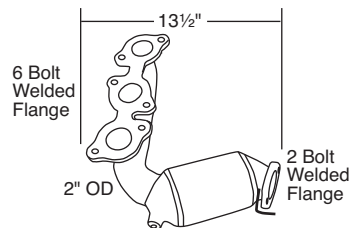
**16394**



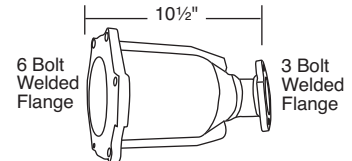
**16395**



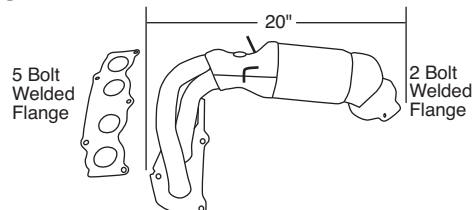
**16396**



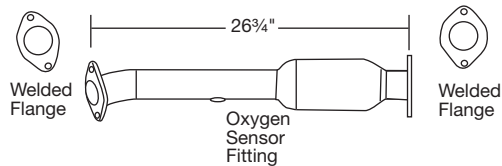
**16397**



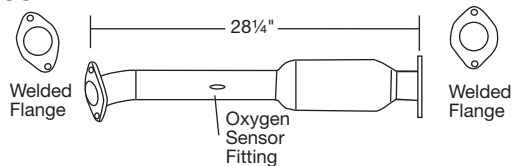
**16398**



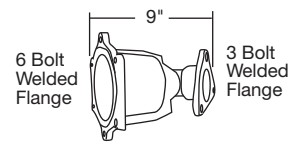
**16399**



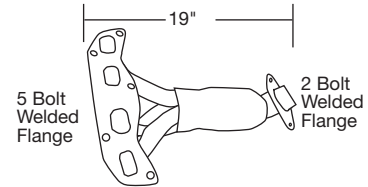
**16400**



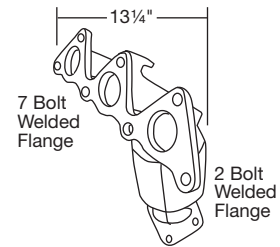
**16402**



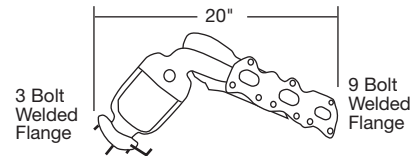
**16403**



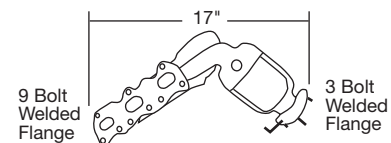
**16404**



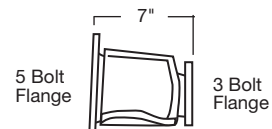
**16406**



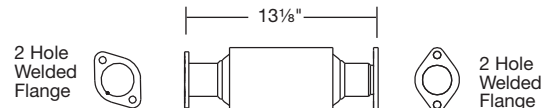
**16407**



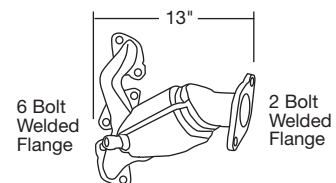
**16408**



**16409**



**16410**



GENERAL INFORMATION

PASSENGER CAR

LIGHT TRUCK

MUFFLER SPECS.

OPTIONAL MUFFLERS

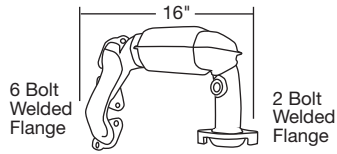
CONVERTER SPECS.

ACCESSORIES

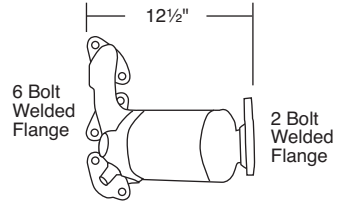
FOOTNOTES

# DIRECT-FIT CONVERTERS - NUMERICAL LISTING

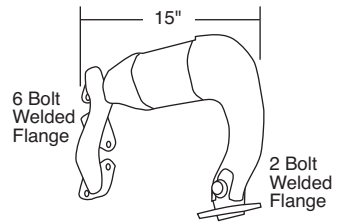
**16412**



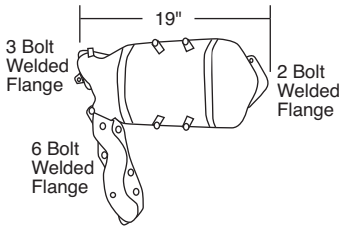
**16413**



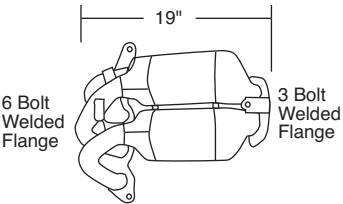
**16414**



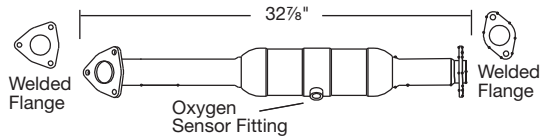
**16416**



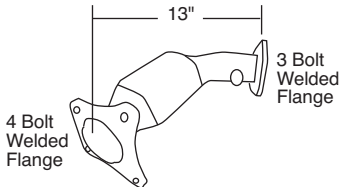
**16417**



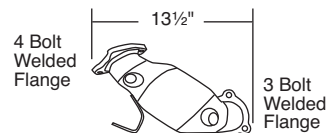
**16418**



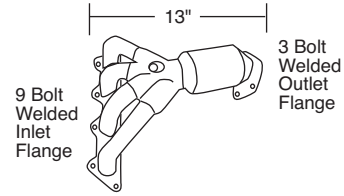
**16419**



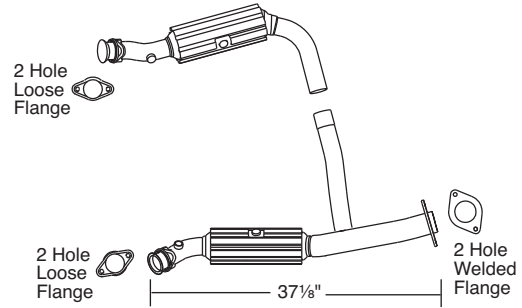
**16420**



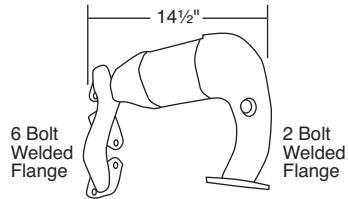
**16422**



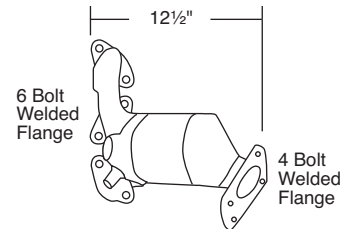
**16429**



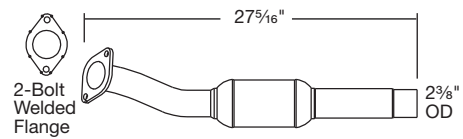
**16430**



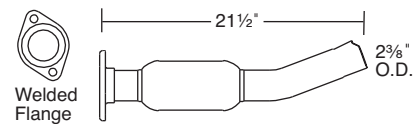
**16431**



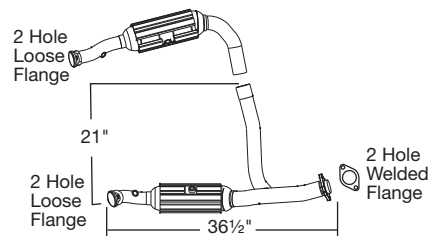
**16432**



**16433**

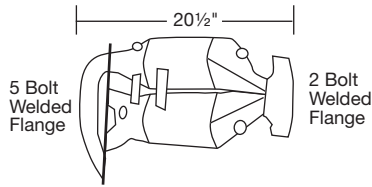


**16434**

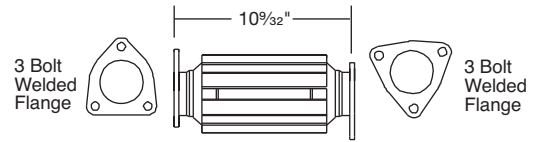


# DIRECT-FIT CONVERTERS - NUMERICAL LISTING

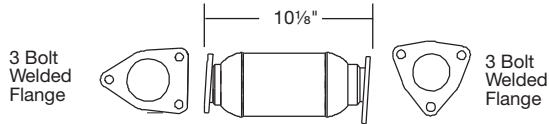
**16435**



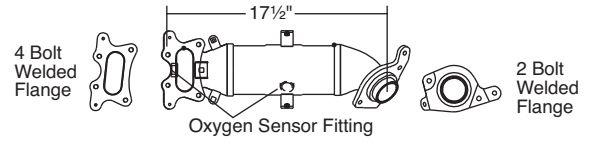
**16447**



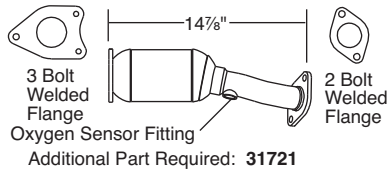
**16436**



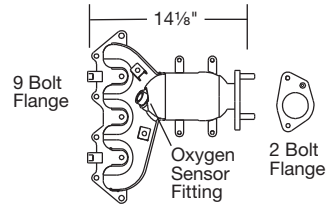
**16448**



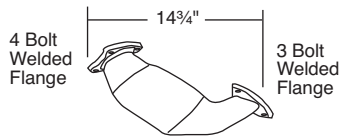
**16437**



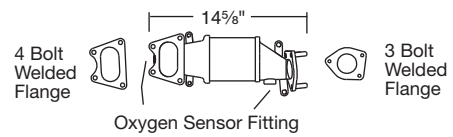
**16449**



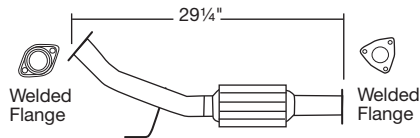
**16438**



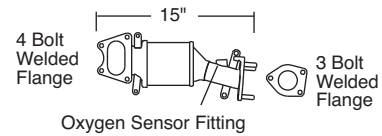
**16450**



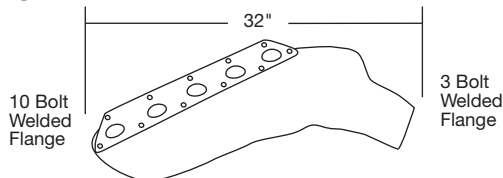
**16439**



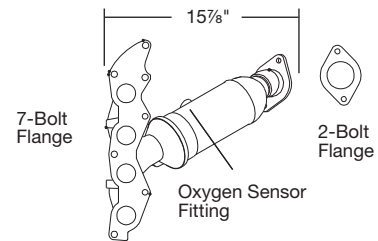
**16451**



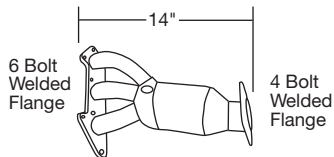
**16440**



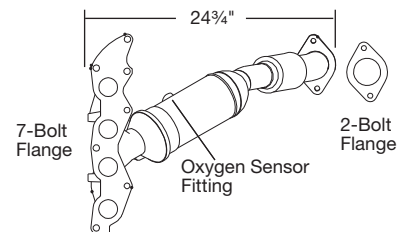
**16452**



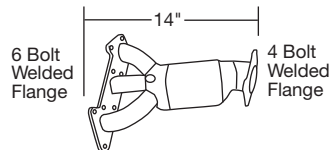
**16442**



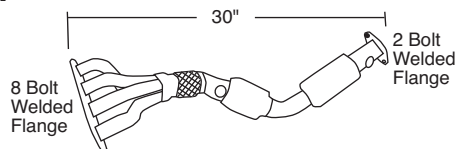
**16453**



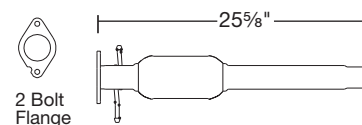
**16443**



**16444**



**16454**



GENERAL INFORMATION

PASSENGER CAR

LIGHT TRUCK

MUFFLER SPECS.

OPTIONAL MUFFLERS

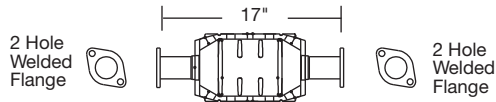
CONVERTER SPECS.

ACCESSORIES

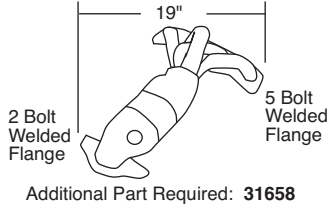
FOOTNOTES

# DIRECT-FIT CONVERTERS - NUMERICAL LISTING

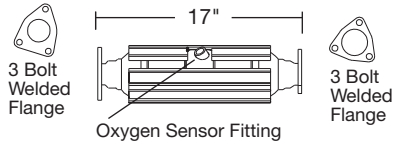
**16455**



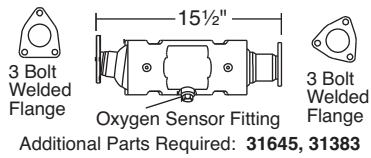
**16456**



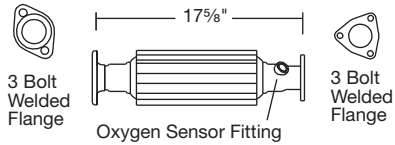
**16457**



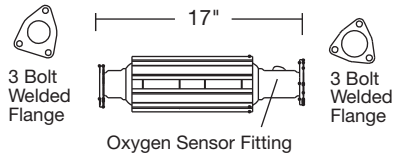
**16458**



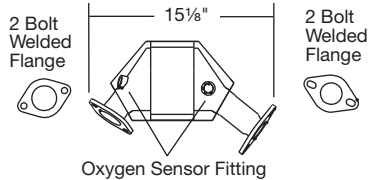
**16459**



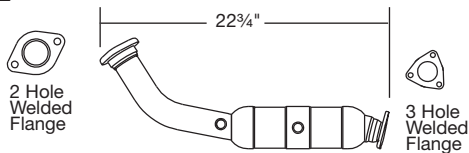
**16460**



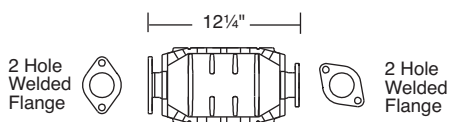
**16461**



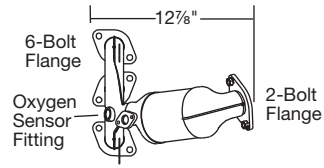
**16462**



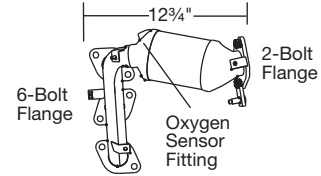
**16464**



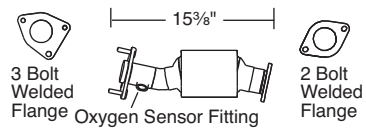
**16465**



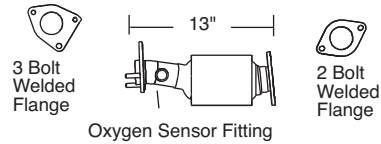
**16466**



**16467**



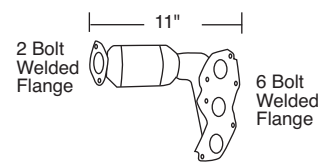
**16468**



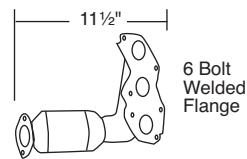
**16469**



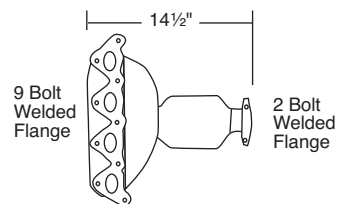
**16470**



**16471**

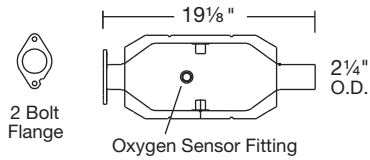


**16472**

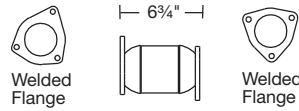


# DIRECT-FIT CONVERTERS - NUMERICAL LISTING

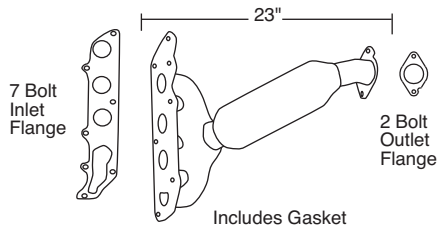
**16473**



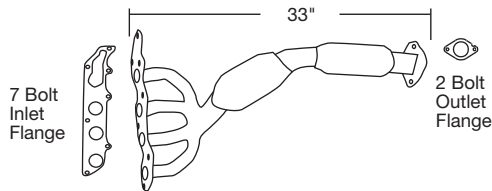
**16474**



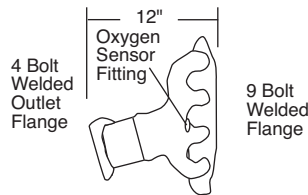
**16475**



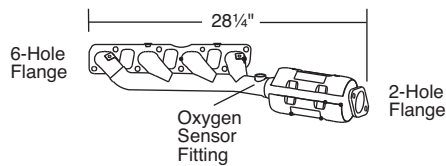
**16476**



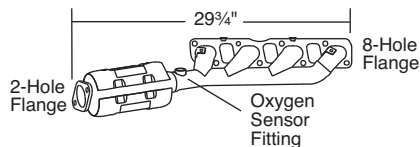
**16477**



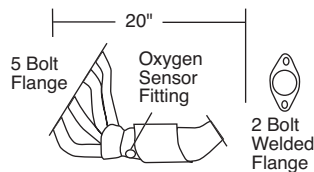
**16478**



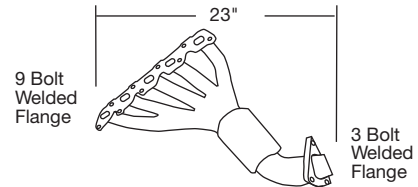
**16479**



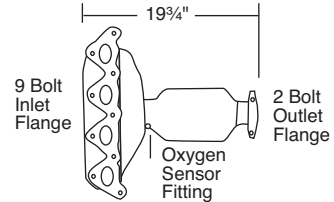
**16480**



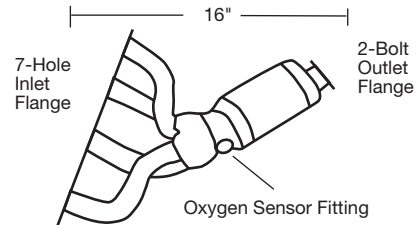
**16481**



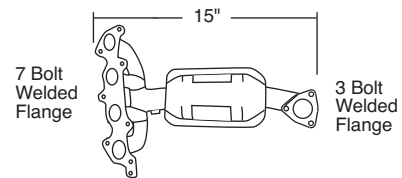
**16482**



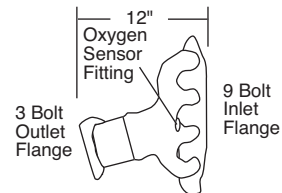
**16483**



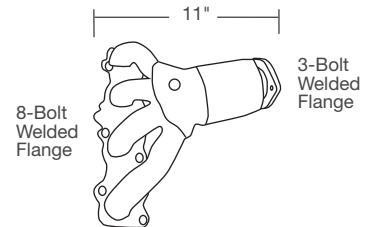
**16484**



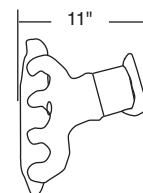
**16485**



**16486**



**16487**



GENERAL INFORMATION

PASSENGER CAR

LIGHT TRUCK

MUFFLER SPECS.

OPTIONAL MUFFLERS

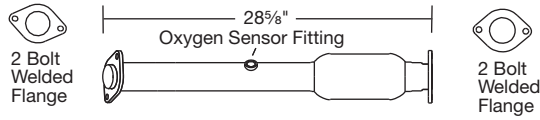
CONVERTER SPECS.

ACCESSORIES

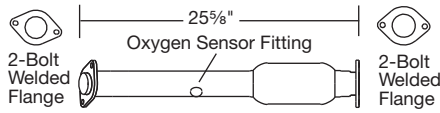
FOOTNOTES

# DIRECT-FIT CONVERTERS - NUMERICAL LISTING

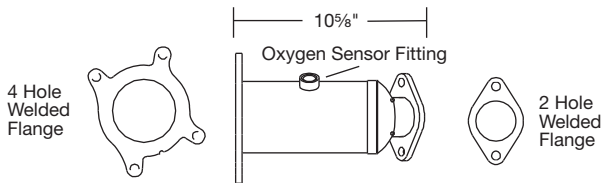
**16488**



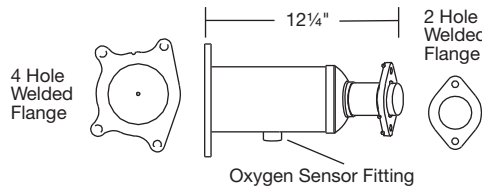
**16489**



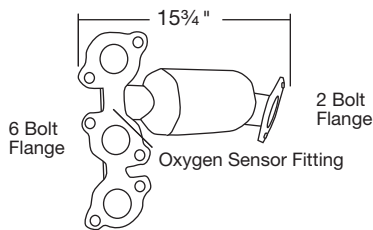
**16490**



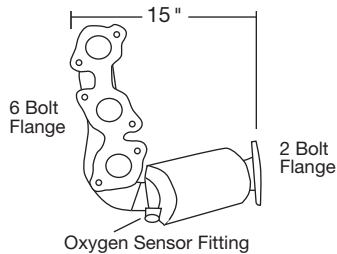
**16491**



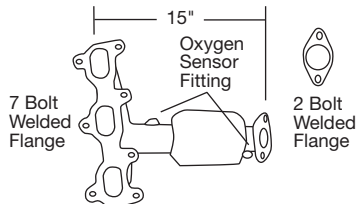
**16492**



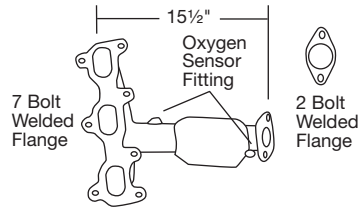
**16493**



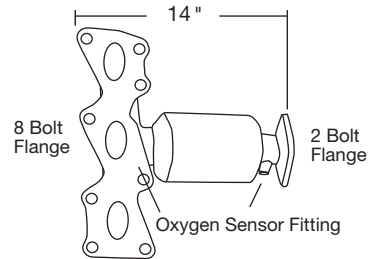
**16494**



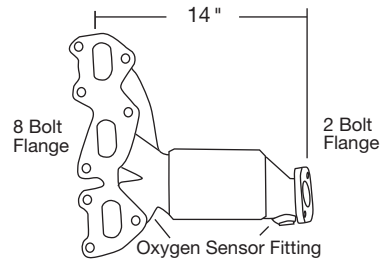
**16495**



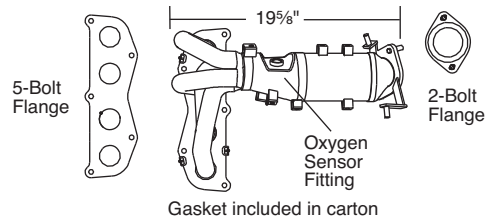
**16496**



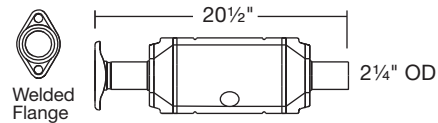
**16497**



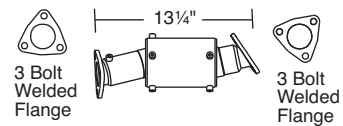
**16498**



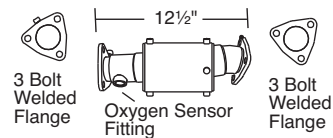
**16499**



**16500**

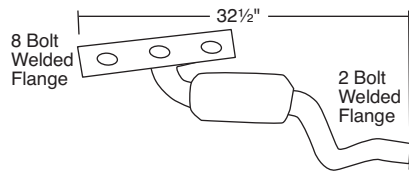


**16502**

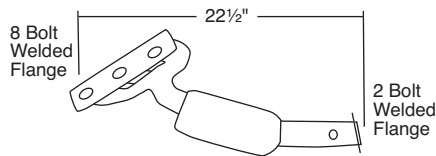


# DIRECT-FIT CONVERTERS - NUMERICAL LISTING

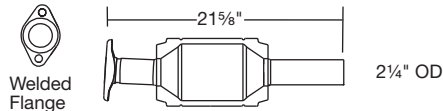
**16503**



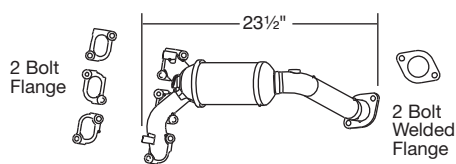
**16504**



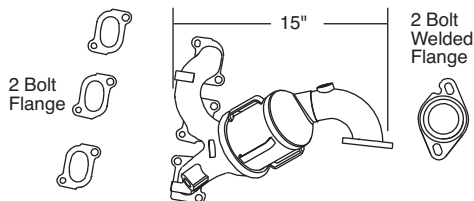
**16506**



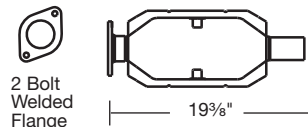
**16507**



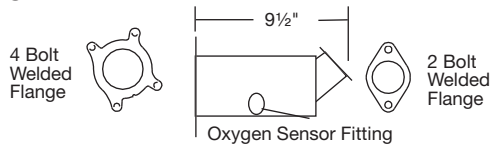
**16508**



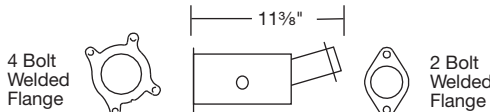
**16509**



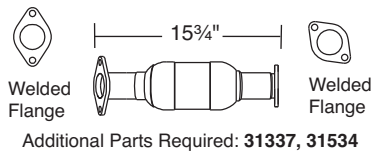
**16510**



**16512**

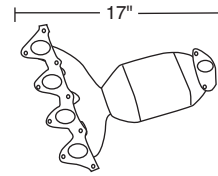


**16513**

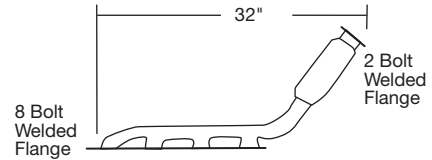


Additional Parts Required: 31337, 31534

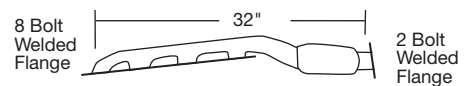
**16514**



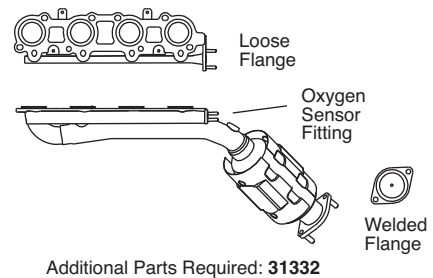
**16516**



**16517**

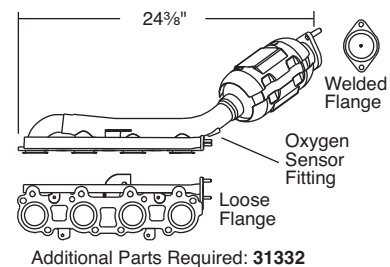


**16518**



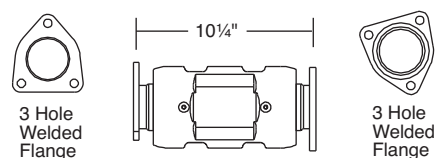
Additional Parts Required: 31332

**16519**

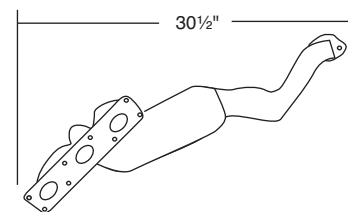


Additional Parts Required: 31332

**16520**



**16522**



GENERAL INFORMATION

PASSENGER CAR

LIGHT TRUCK

MUFFLER SPECS.

OPTIONAL MUFFLERS

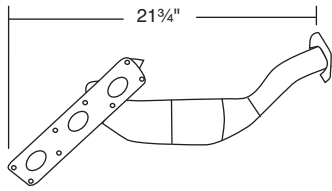
CONVERTER SPECS.

ACCESSORIES

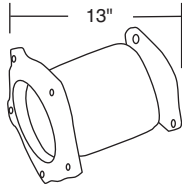
FOOTNOTES

# DIRECT-FIT CONVERTERS - NUMERICAL LISTING

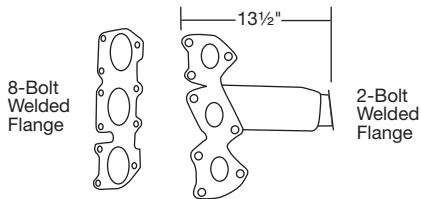
**16523**



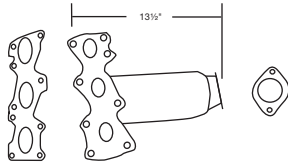
**16524**



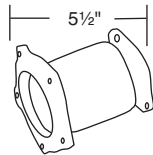
**16527**



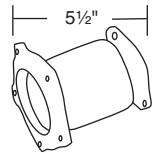
**16528**



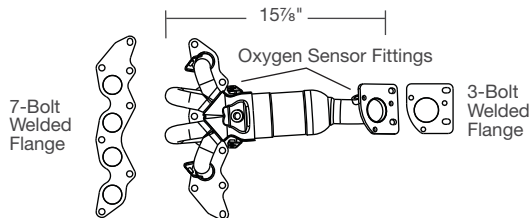
**16529**



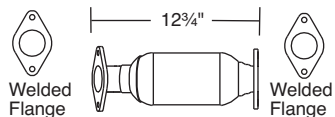
**16530**



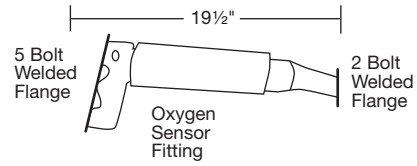
**16531**



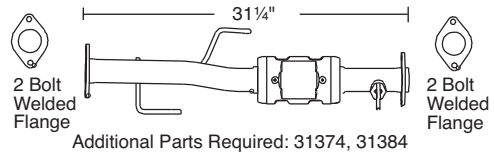
**16533**



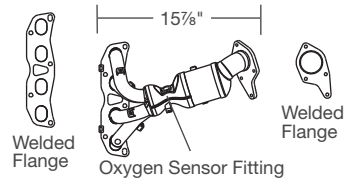
**16534**



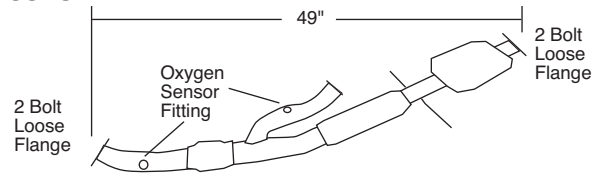
**16535**



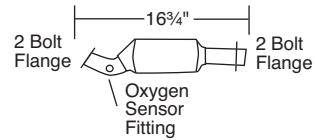
**16542**



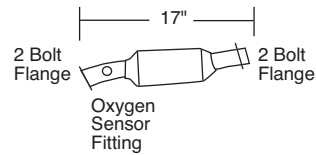
**16543**



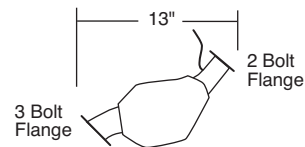
**16544**



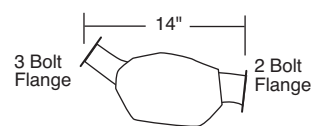
**16546**



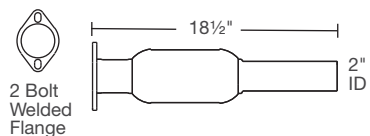
**16547**



**16548**



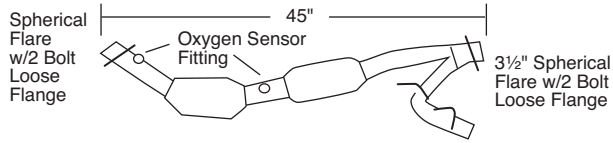
**16549**



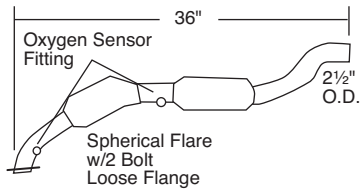


# DIRECT-FIT CONVERTERS - NUMERICAL LISTING

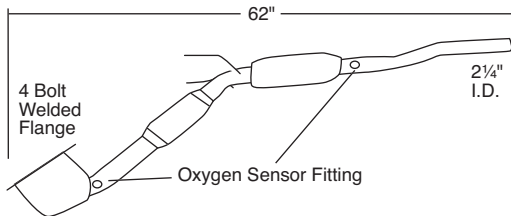
**16550**



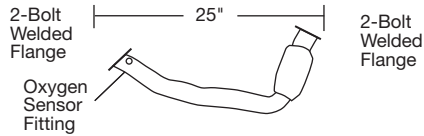
**16552**



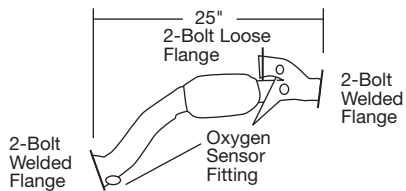
**16553**



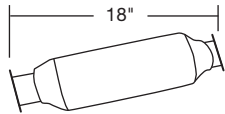
**16554**



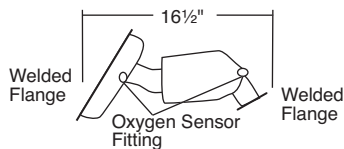
**16555**



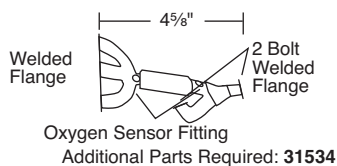
**16556**



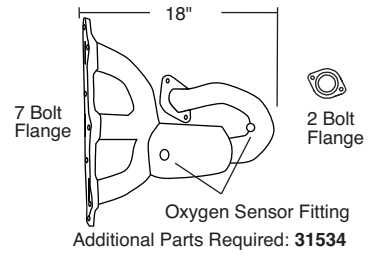
**16557**



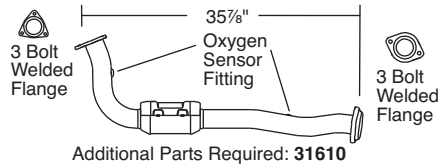
**16558**



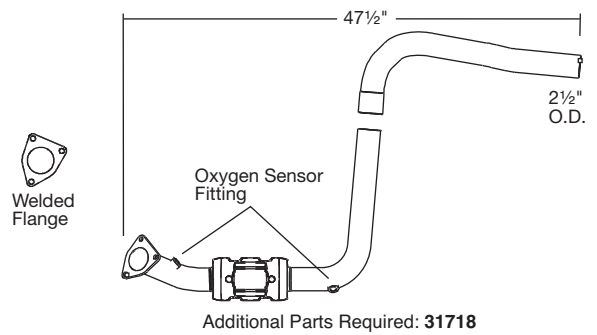
**16561**



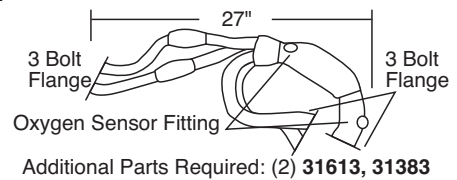
**16562**



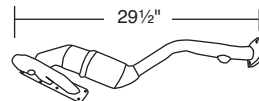
**16563**



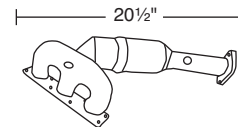
**16564**



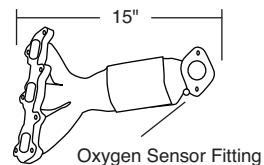
**16565**



**16567**



**16568**



GENERAL INFORMATION

PASSENGER CAR

LIGHT TRUCK

MUFFLER SPECS.

OPTIONAL MUFFLERS

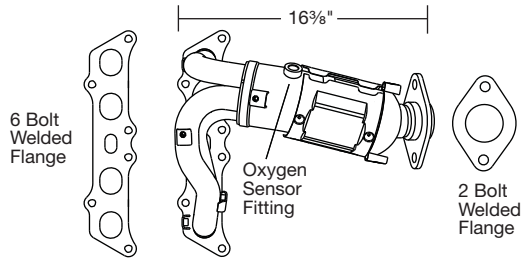
CONVERTER SPECS.

ACCESSORIES

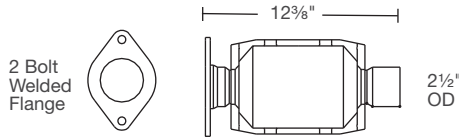
FOOTNOTES

# DIRECT-FIT CONVERTERS - NUMERICAL LISTING

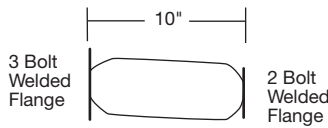
**16569**



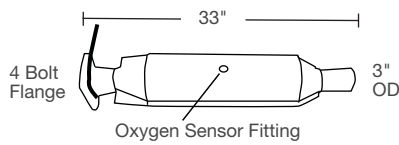
**16570**



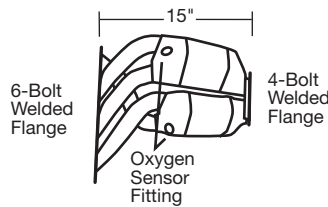
**16571**



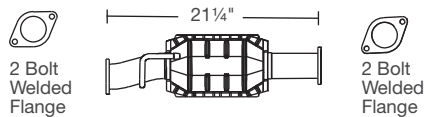
**16572**



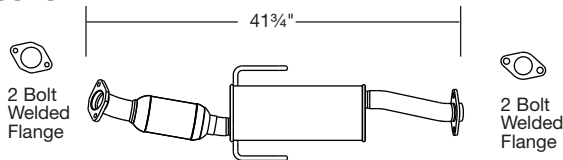
**16573**



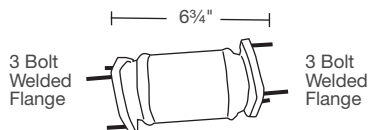
**16574**



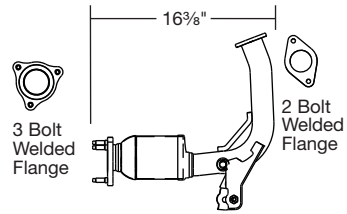
**16575**



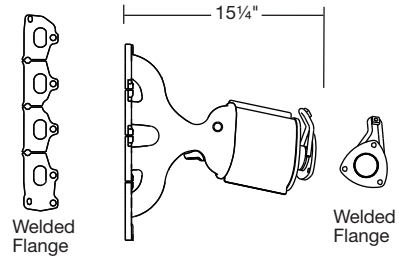
**16576**



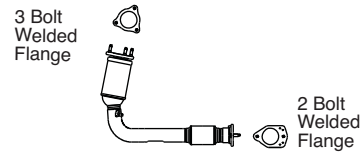
**16577**



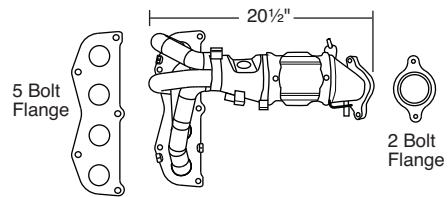
**16579**



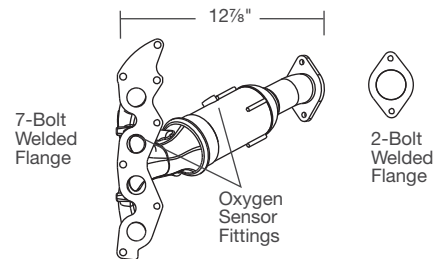
**16581**



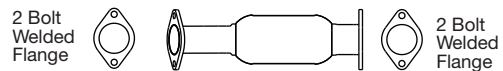
**16582**



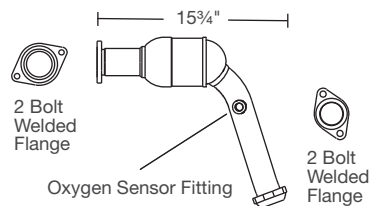
**16583**



**16585**

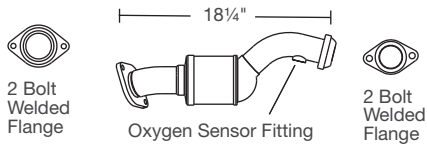


**16586**

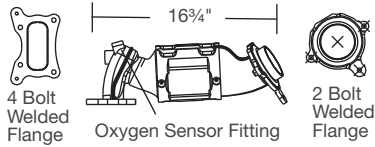


# DIRECT-FIT CONVERTERS - NUMERICAL LISTING

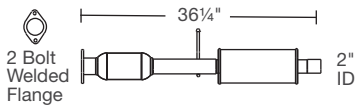
**16587**



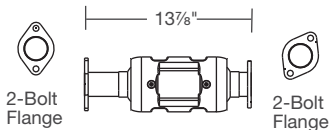
**16590**



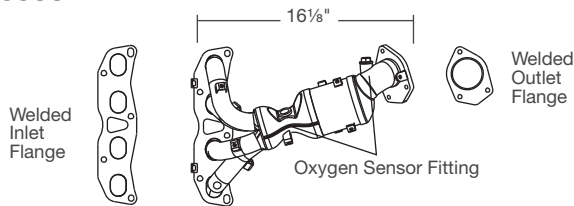
**16591**



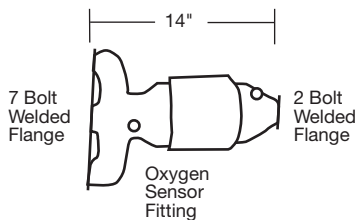
**16592**



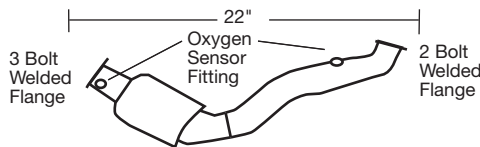
**16593**



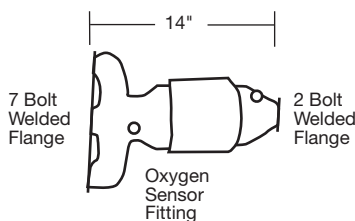
**16596**



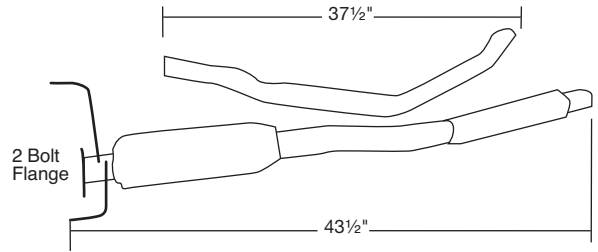
**16597**



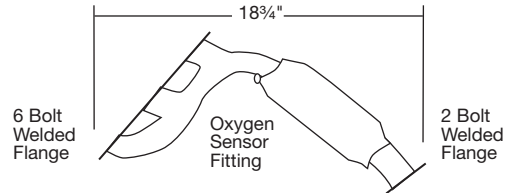
**16598**



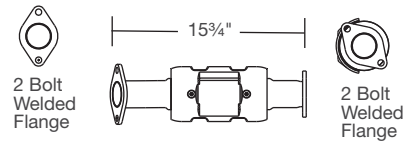
**16599**



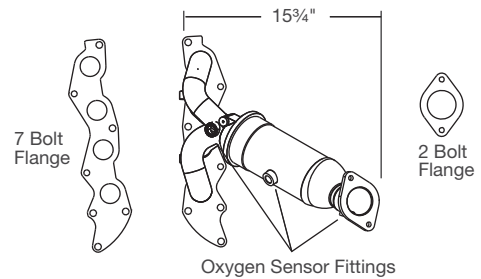
**16600**



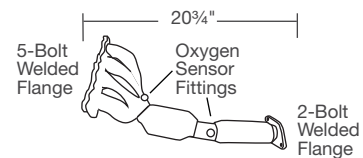
**16604**



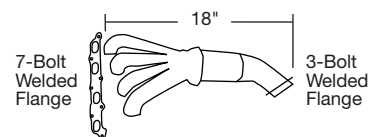
**16605**



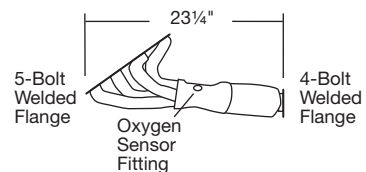
**16610**



**16612**



**16616**



GENERAL INFORMATION

PASSENGER CAR

LIGHT TRUCK

MUFFLER SPECS.

OPTIONAL MUFFLERS

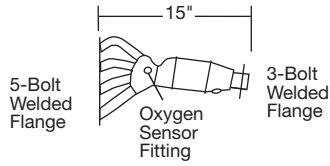
CONVERTER SPECS.

ACCESSORIES

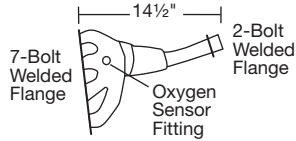
FOOTNOTES

# DIRECT-FIT CONVERTERS - NUMERICAL LISTING

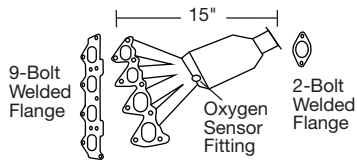
**16617**



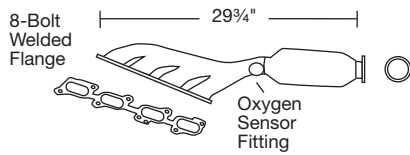
**16618**



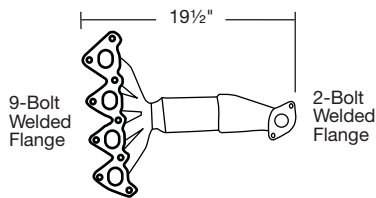
**16619**



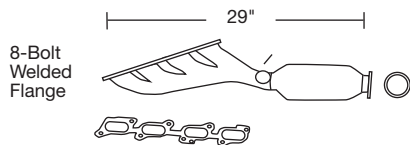
**16620**



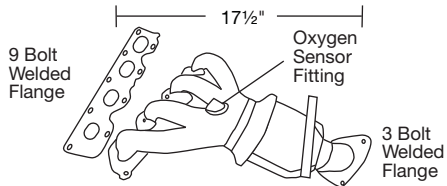
**16621**



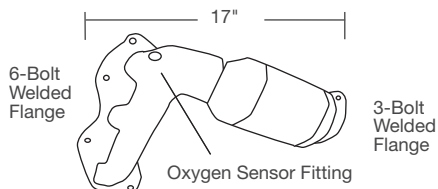
**16622**



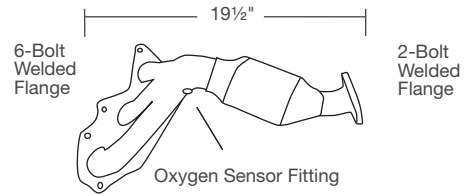
**16623**



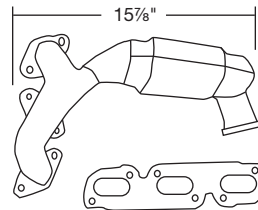
**16624**



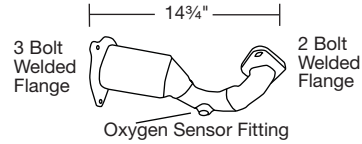
**16625**



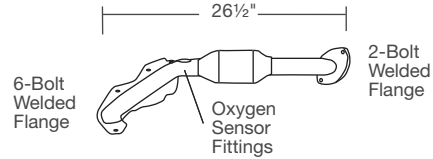
**16630**



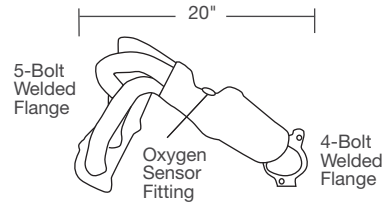
**16631**



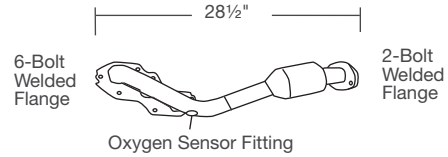
**16633**



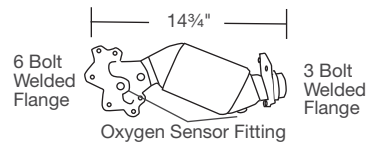
**16634**



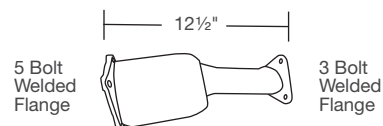
**16635**



**16641**

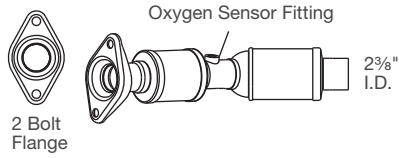


**16642**

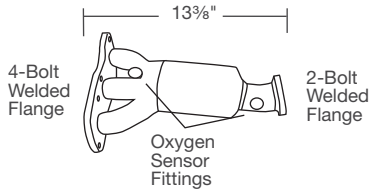


# DIRECT-FIT CONVERTERS - NUMERICAL LISTING

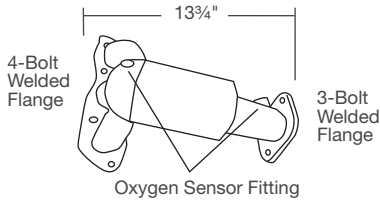
**16649**



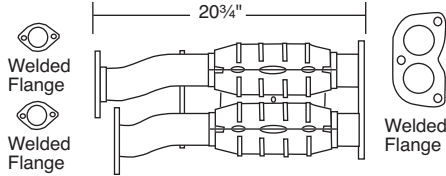
**16651**



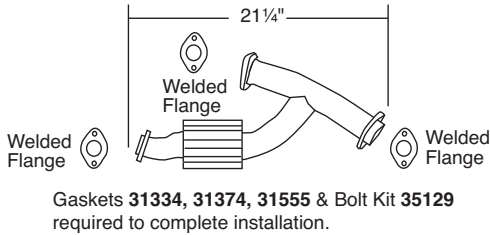
**16652**



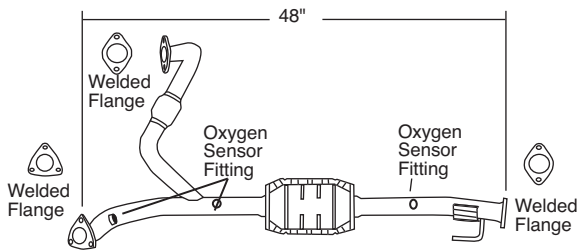
**40234**



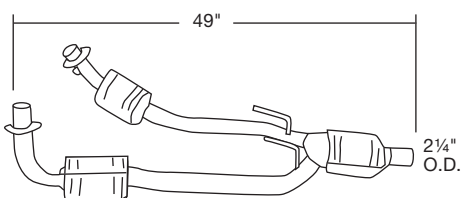
**40236**



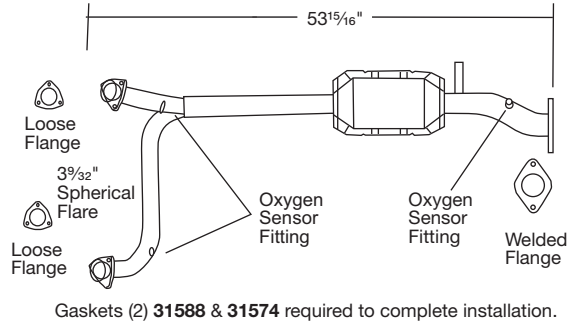
**40592**



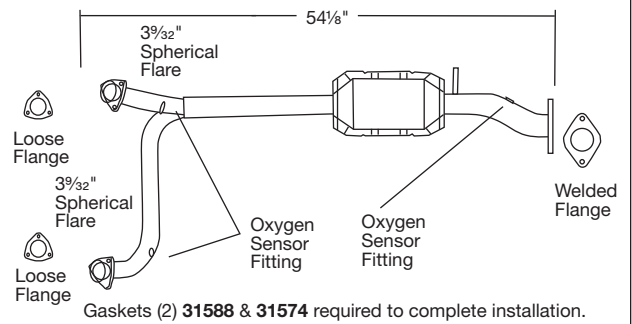
**40593**



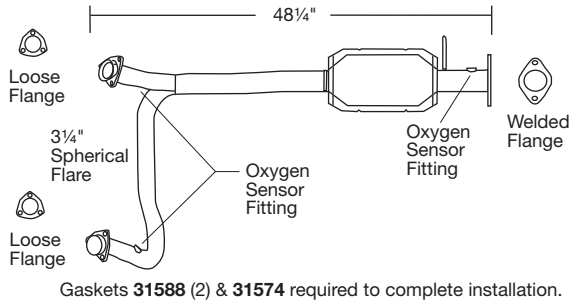
**40594**



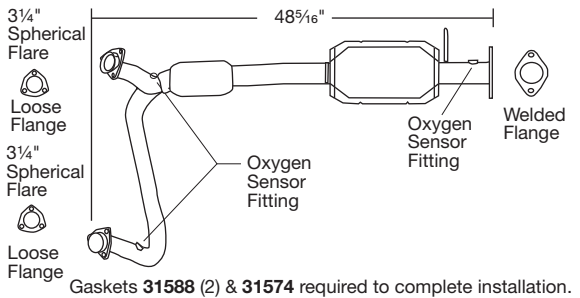
**40595**



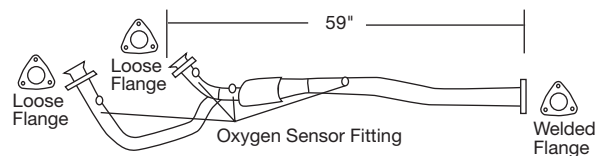
**40596**



**40597**



**40628**



GENERAL INFORMATION

PASSENGER CAR

LIGHT TRUCK

MUFFLER SPECS.

OPTIONAL MUFFLERS

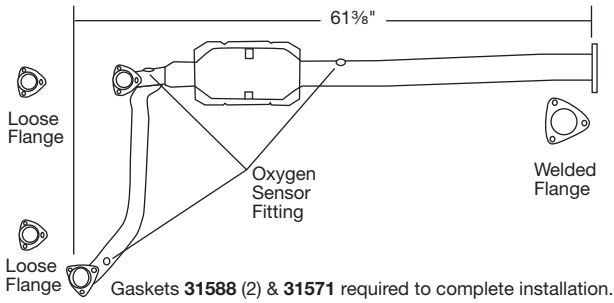
CONVERTER SPECS.

ACCESSORIES

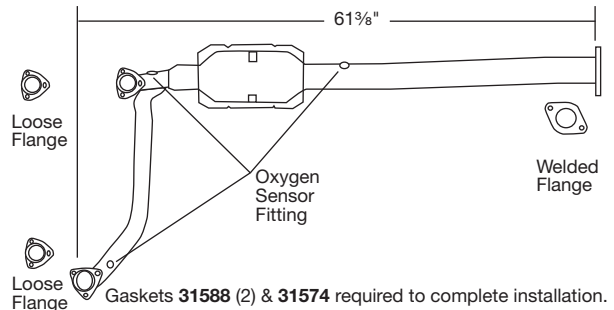
FOOTNOTES

# DIRECT-FIT CONVERTERS - NUMERICAL LISTING

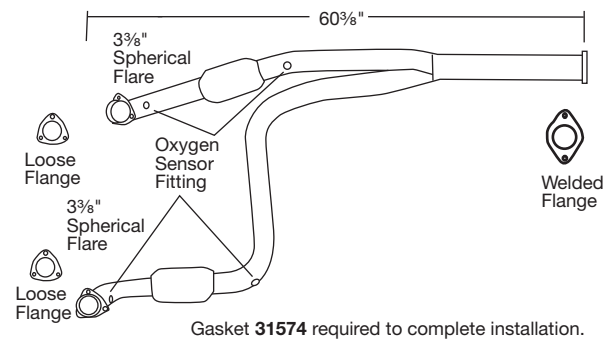
**40629**



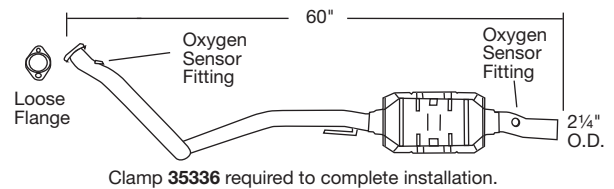
**40630**




**40631**



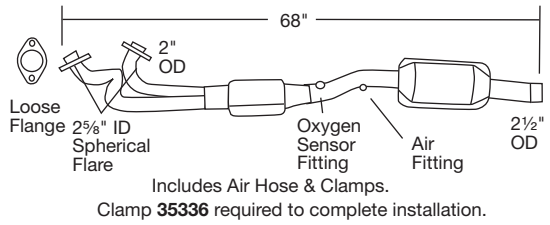
**40632**



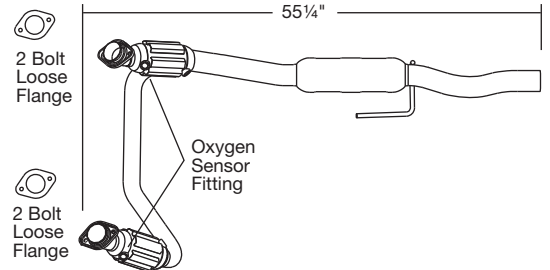
**40633**



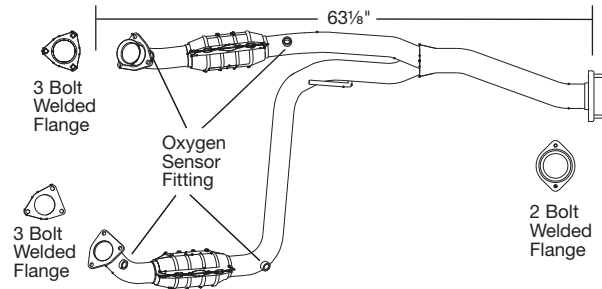
**40634**



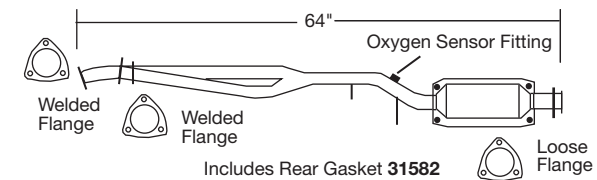
**40640**



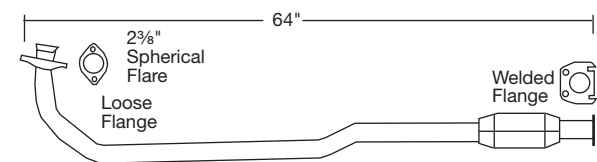
**40641**



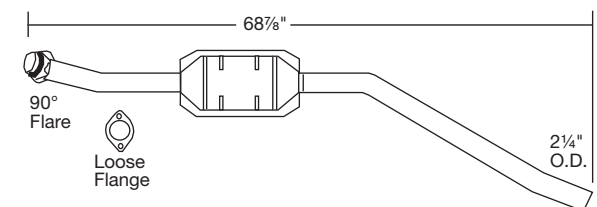
**46978**



**46980**

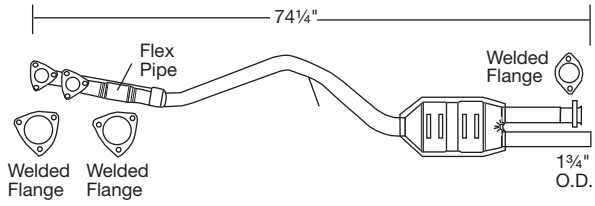


**46981**

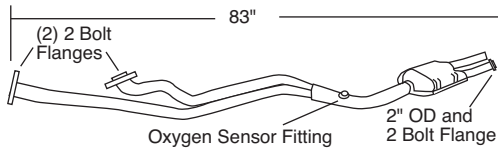


# DIRECT-FIT CONVERTERS - NUMERICAL LISTING

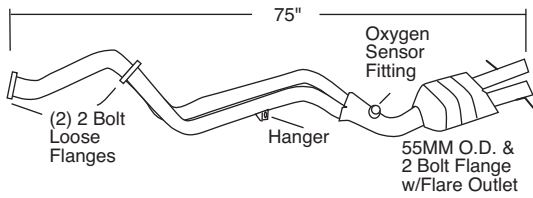
**47754**



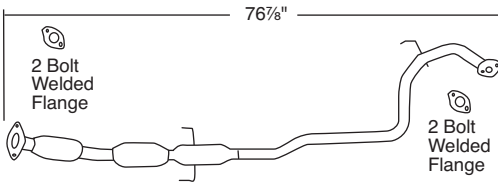
**47808**



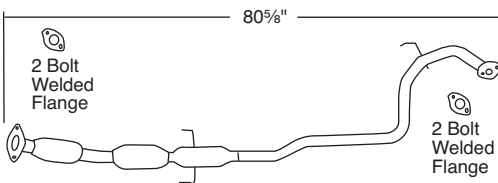
**47811**



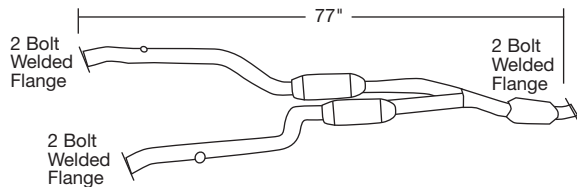
**47833**



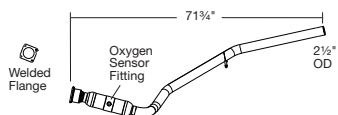
**47836**



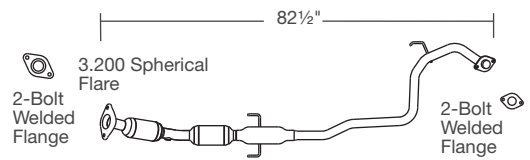
**47841**



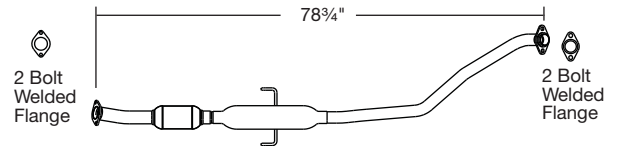
**47846**



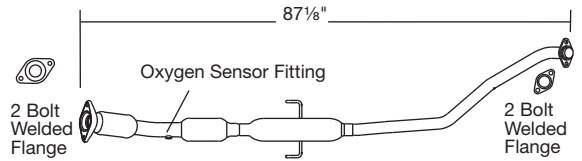
**47848**



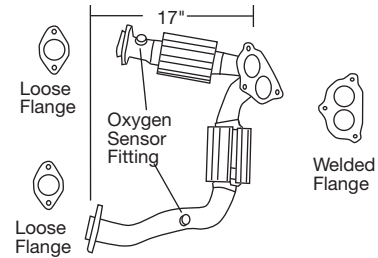
**47855**



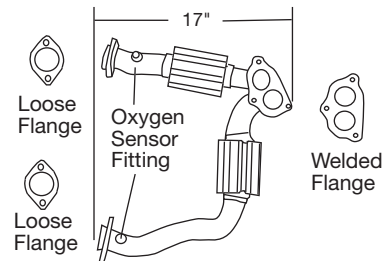
**48353**



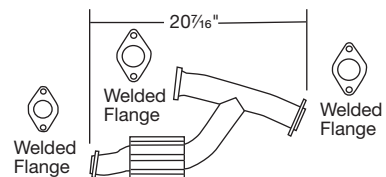
**50202**



**50203**



**50208**



GENERAL INFORMATION

PASSENGER CAR

LIGHT TRUCK

MUFFLER SPECS.

OPTIONAL MUFFLERS

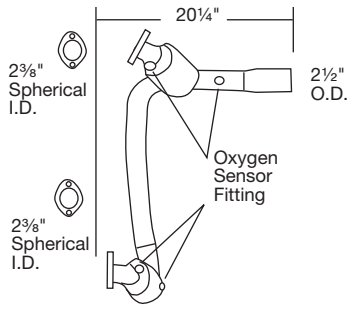
CONVERTER SPECS.

ACCESSORIES

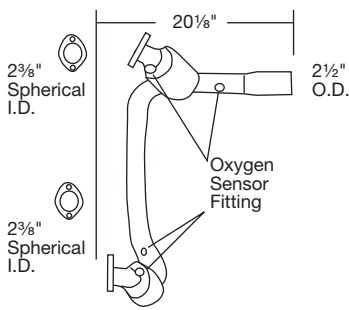
FOOTNOTES

# DIRECT-FIT CONVERTERS - NUMERICAL LISTING

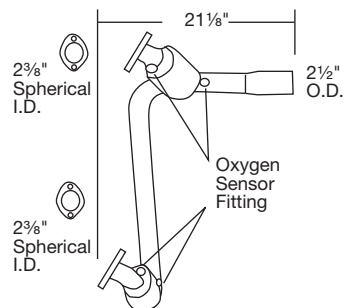
**50209**



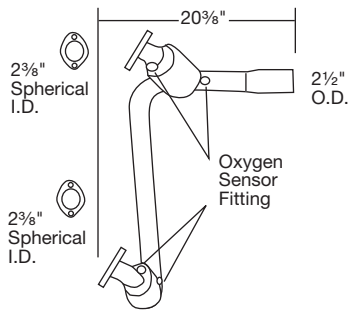
**50210**



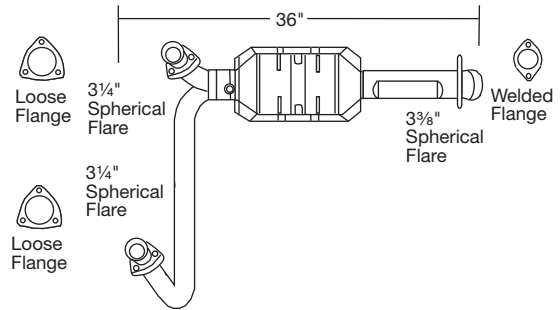
**50211**



**50212**

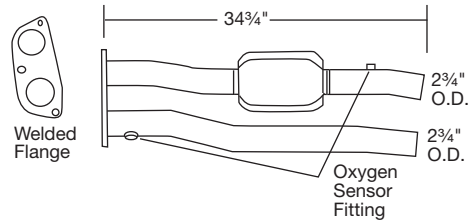


**50300**

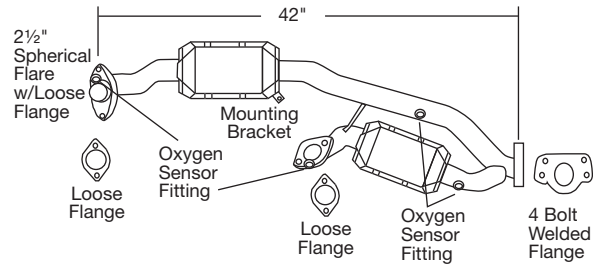


Gasket **31398** (2) at front required to complete installation.

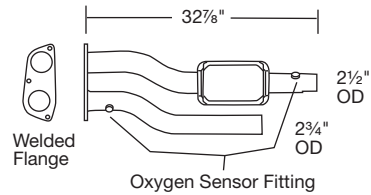
**50308**



**50309**

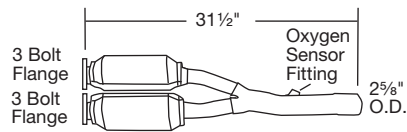


**50316**

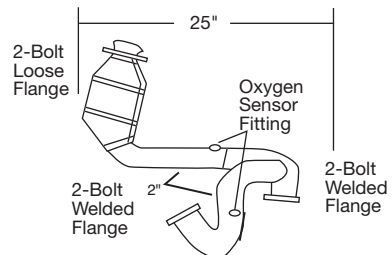


Gasket **31618**, Clamps **35793** & **35337** required to complete installation.

**50327**



**50330**

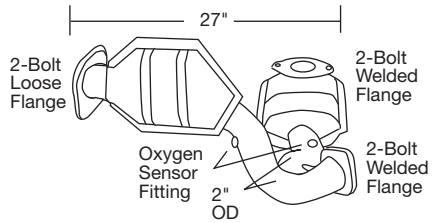


Additional Parts Required: **31355** (2), **31616**



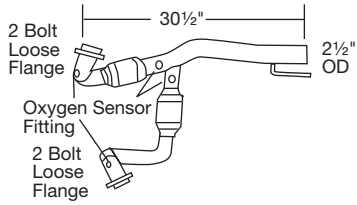
# DIRECT-FIT CONVERTERS - NUMERICAL LISTING

**50336**

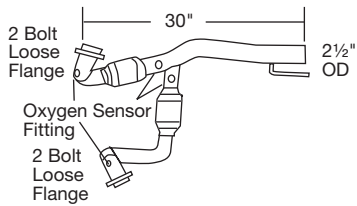


Additional Parts Required: 31610, 31616

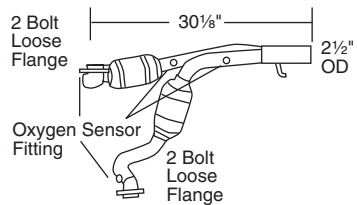
**50337**



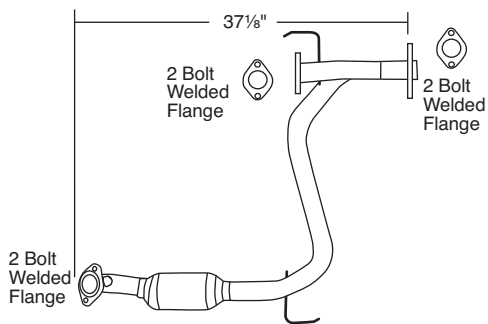
**50338**



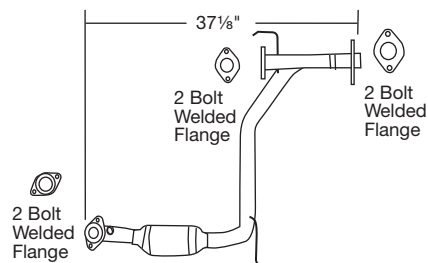
**50339**



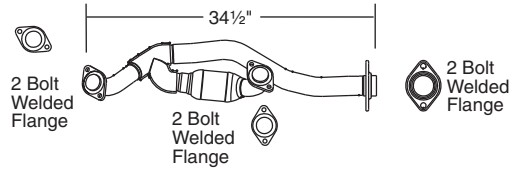
**50351**



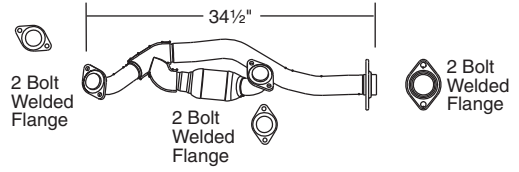
**50352**



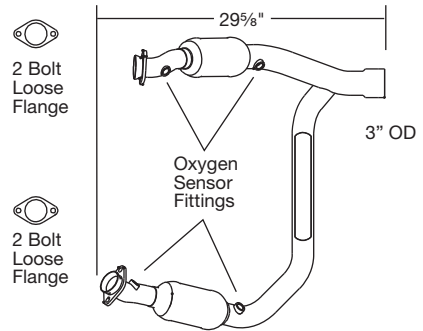
**50353**



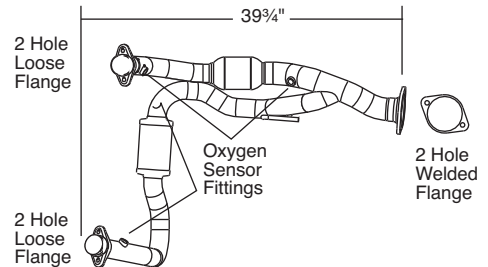
**50354**



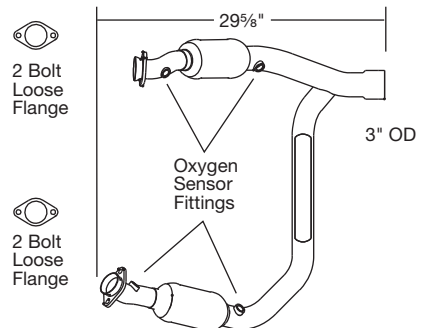
**50357**



**50360**



**50364**



GENERAL INFORMATION

PASSENGER CAR

LIGHT TRUCK

MUFFLER SPECS.

OPTIONAL MUFFLERS

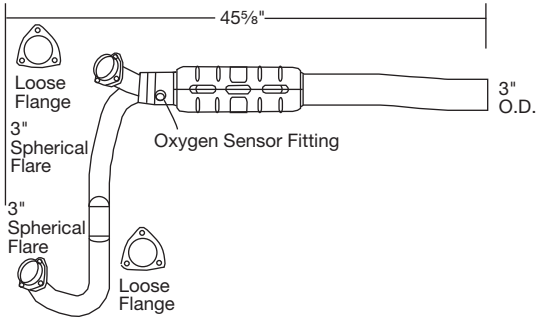
CONVERTER SPECS.

ACCESSORIES

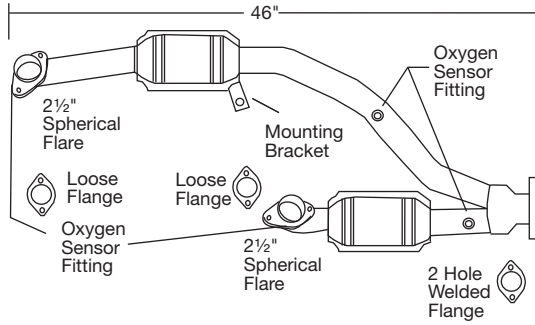
FOOTNOTES

# DIRECT-FIT CONVERTERS - NUMERICAL LISTING

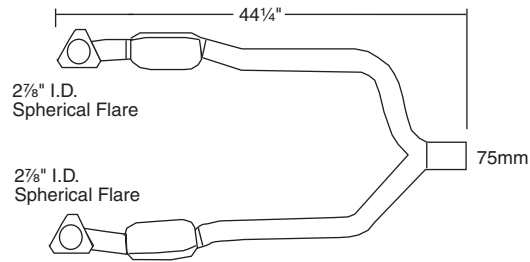
**50401**



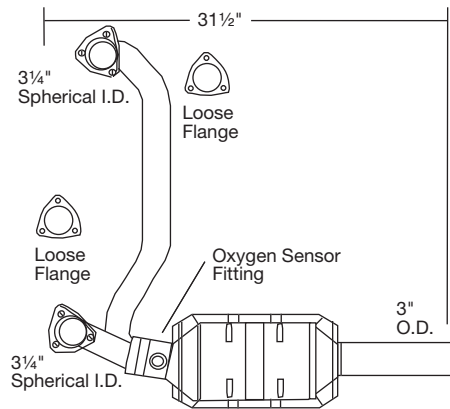
**50407**



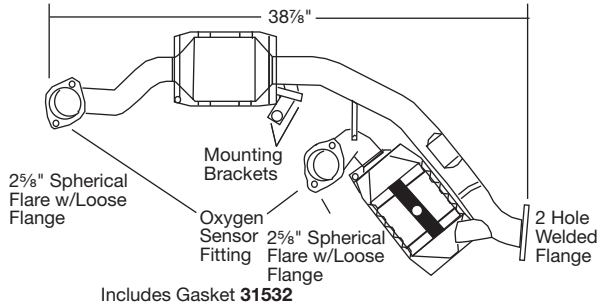
**50402**



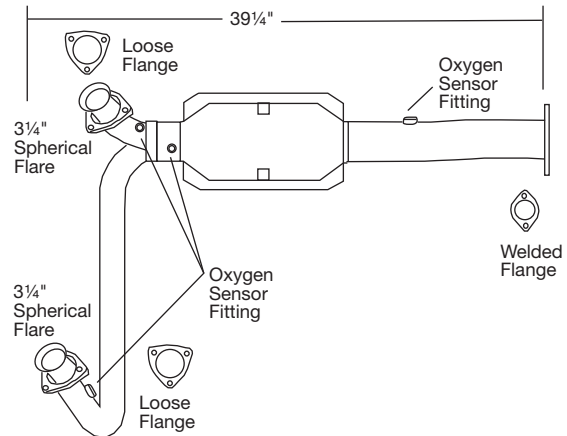
**50408**



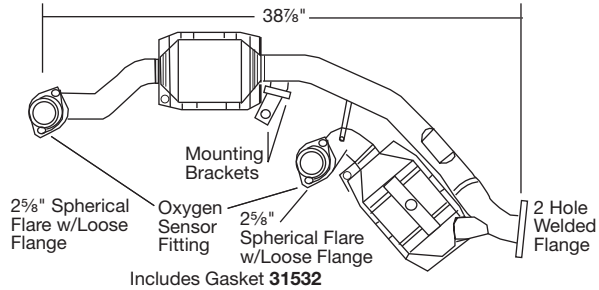
**50403**



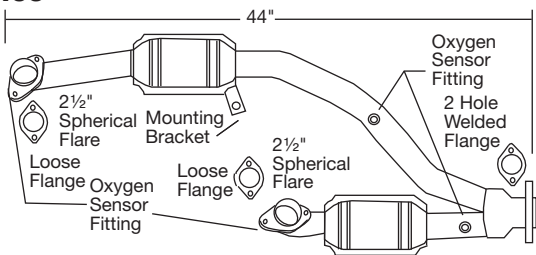
**50409**



**50404**

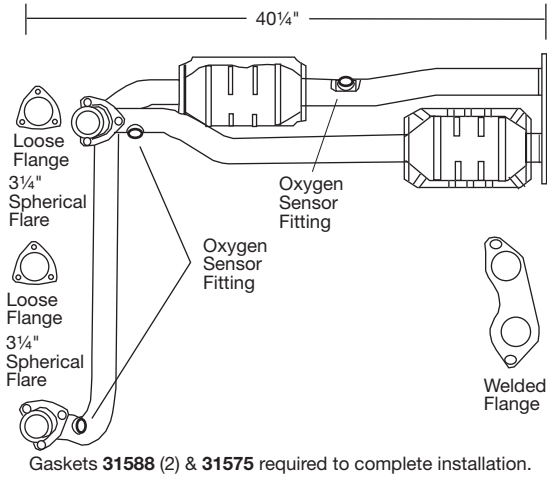


**50406**

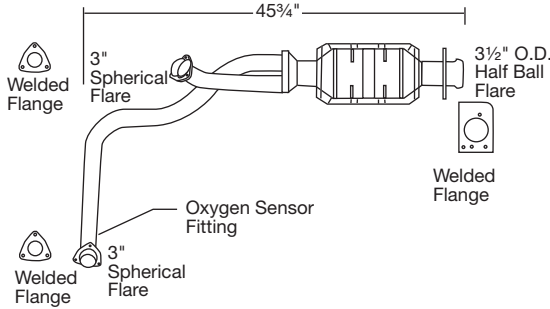


# DIRECT-FIT CONVERTERS - NUMERICAL LISTING

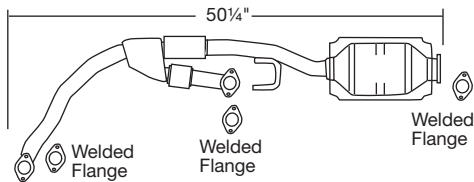
**50410**



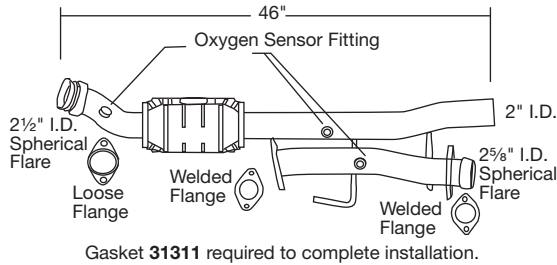
**50413**



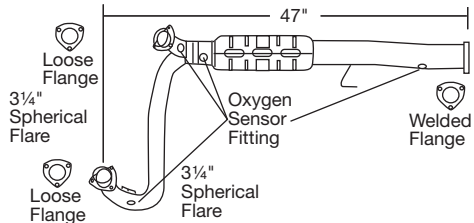
**50414**



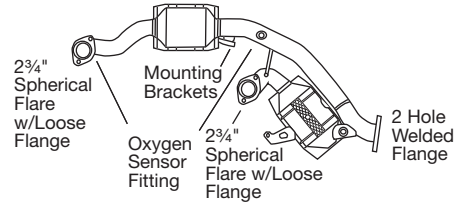
**50417**



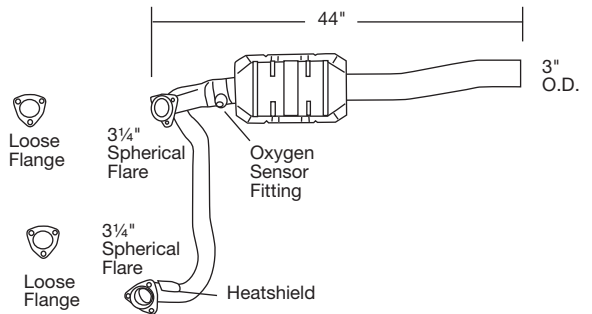
**50418**



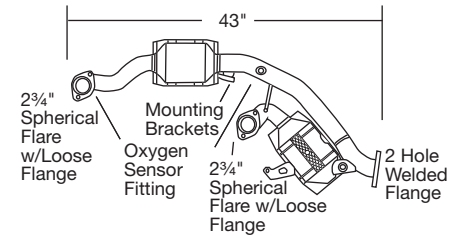
**50419**



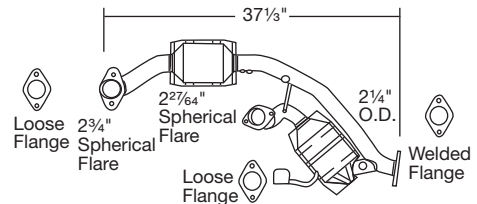
**50423**



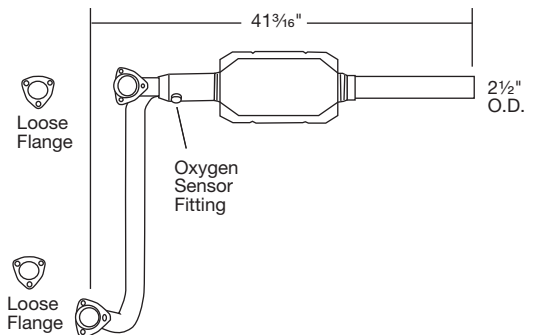
**50424**



**50425**



**50429**



GENERAL INFORMATION

PASSENGER CAR

LIGHT TRUCK

MUFFLER SPECS.

OPTIONAL MUFFLERS

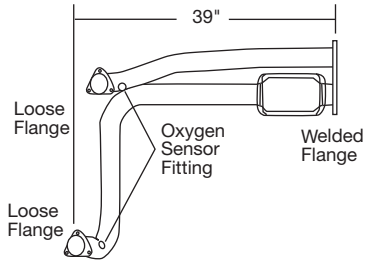
CONVERTER SPECS.

ACCESSORIES

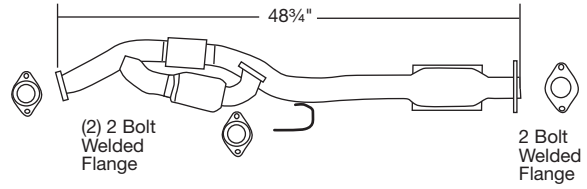
FOOTNOTES

# DIRECT-FIT CONVERTERS - NUMERICAL LISTING

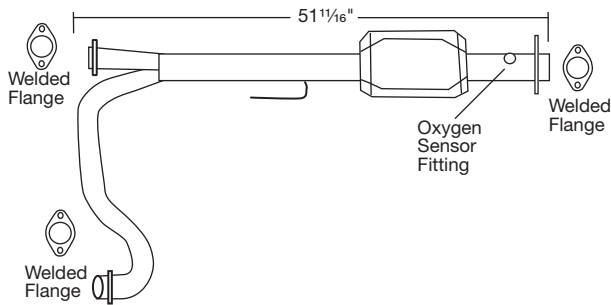
**50430**



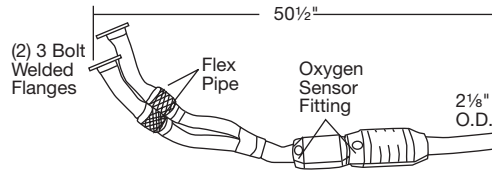
**50442**



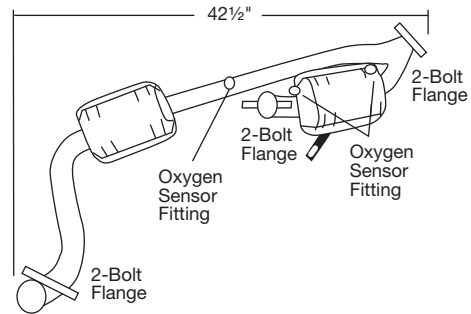
**50431**



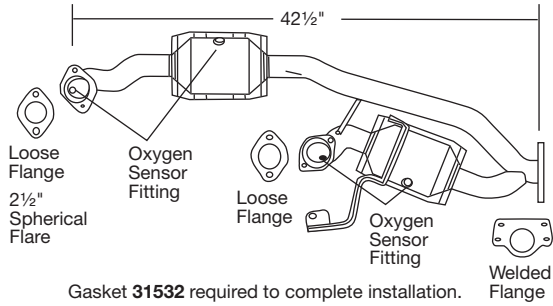
**50443**



**50444**

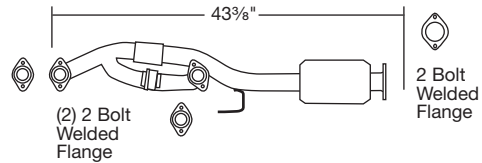


**50434**

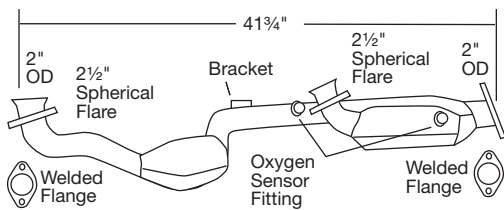


Gasket **31532** required to complete installation.

**50448**

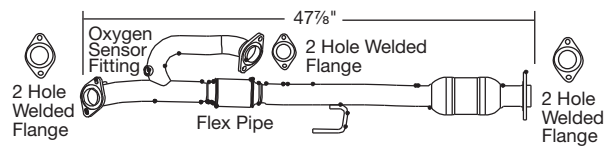


**50436**

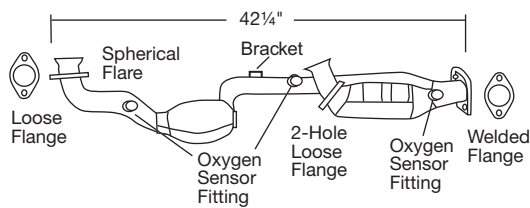


Gaskets **31636** & **31512** required to complete installation.

**50451**

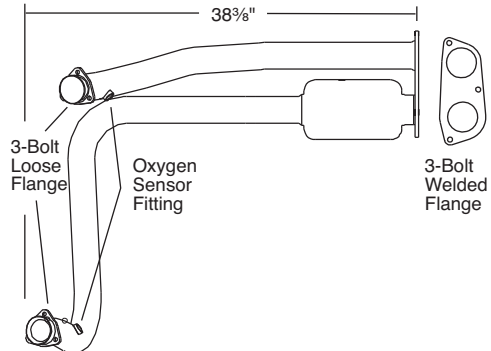


**50438**



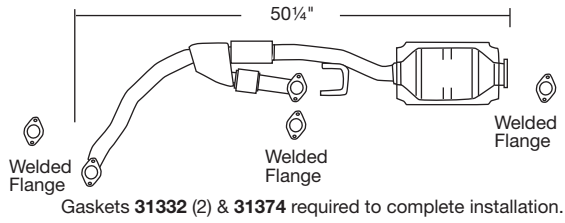
Gasket **31512** required to complete installation.

**50454**

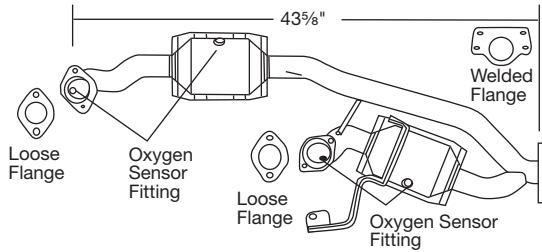


# DIRECT-FIT CONVERTERS - NUMERICAL LISTING

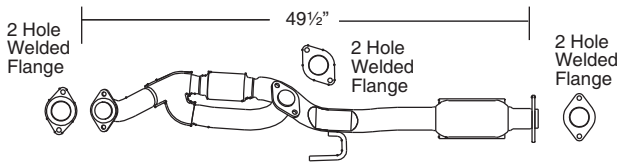
**50456**



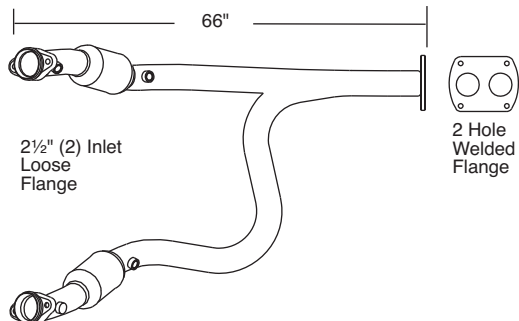
**50457**



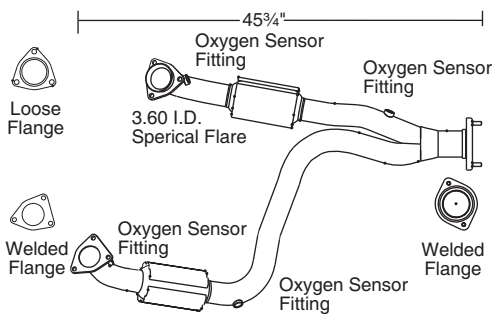
**50458**



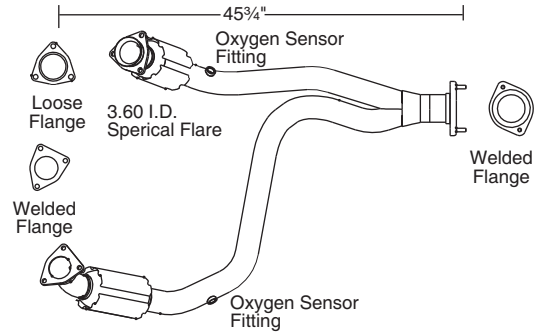
**50460**



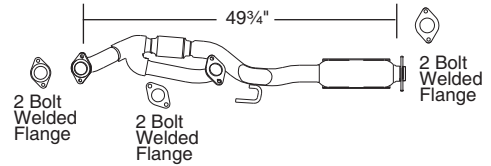
**50462**



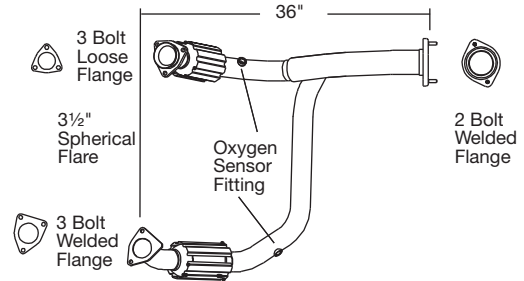
**50463**



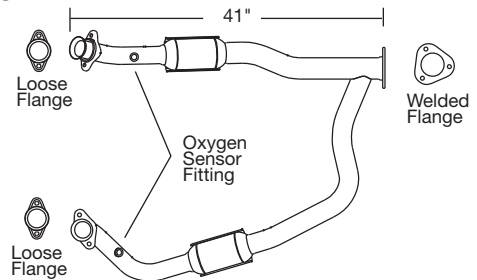
**50468**



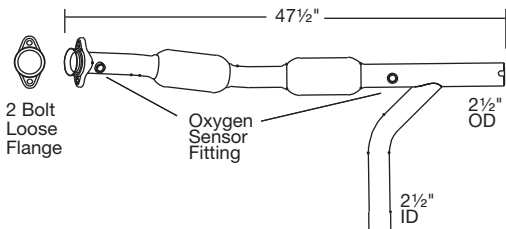
**50469**



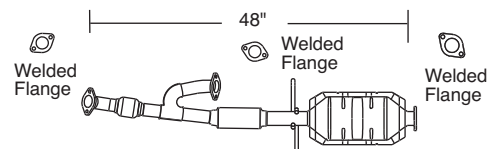
**50470**



**50474**



**50479**



GENERAL INFORMATION

PASSENGER CAR

LIGHT TRUCK

MUFFLER SPECS.

OPTIONAL MUFFLERS

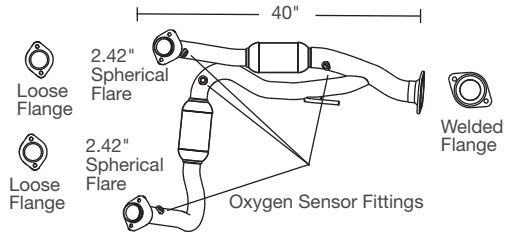
CONVERTER SPECS.

ACCESSORIES

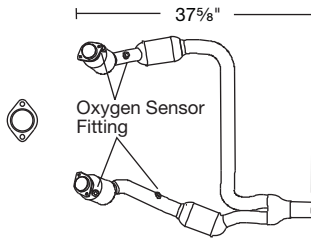
FOOTNOTES

# DIRECT-FIT CONVERTERS - NUMERICAL LISTING

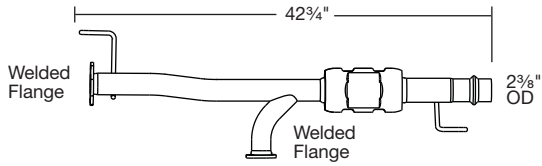
**50481**



**50482**

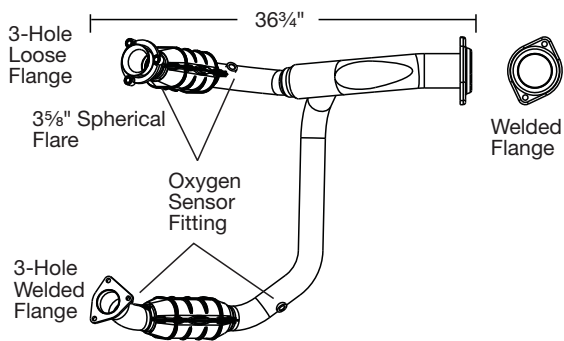


**50483**

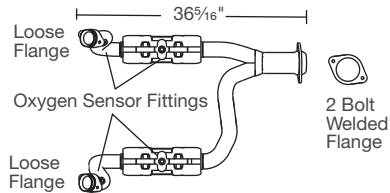


Additional Parts Required: 31332, 31631

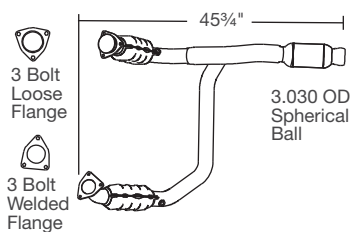
**50486**



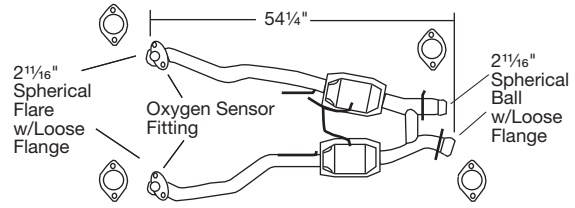
**50489**



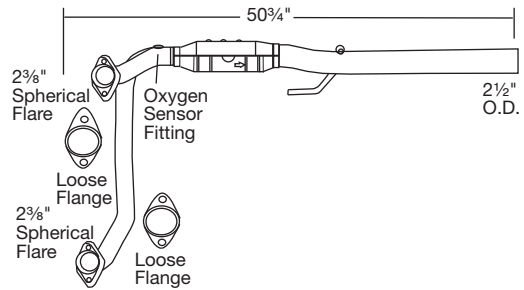
**50490**



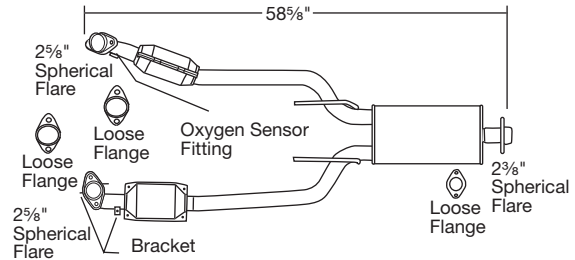
**50500**



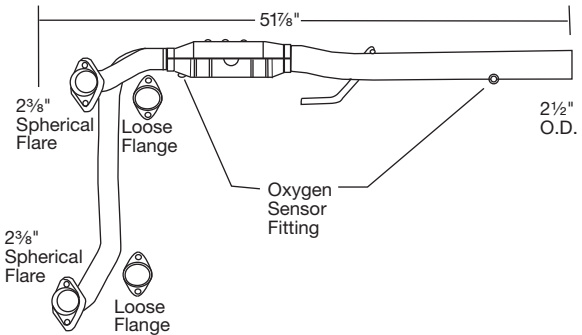
**50502**



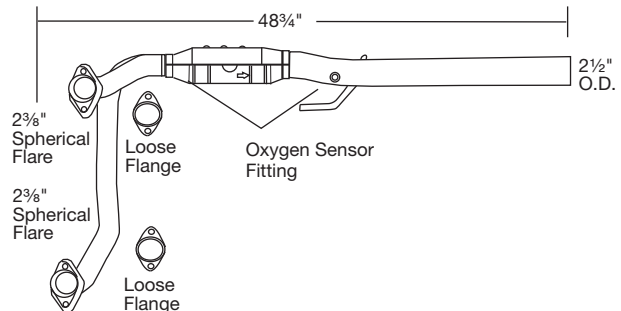
**50504**



**50505**

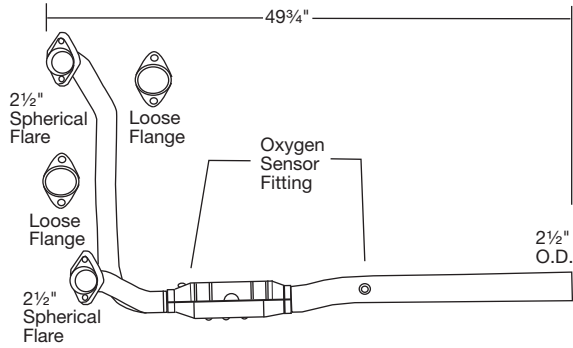


**50506**

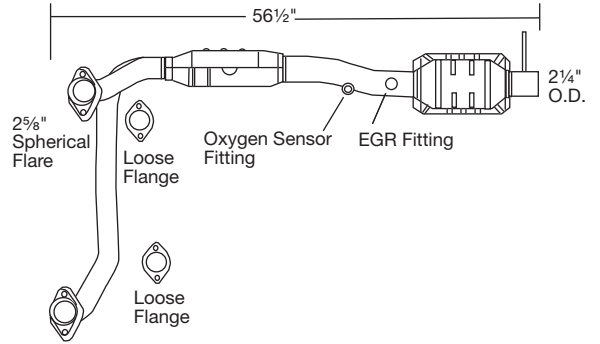


# DIRECT-FIT CONVERTERS - NUMERICAL LISTING

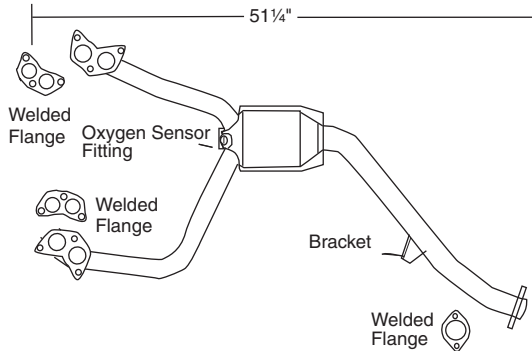
**50507**



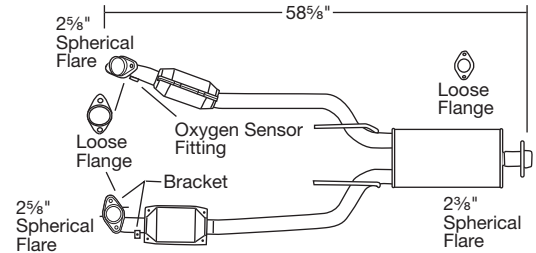
**50512**



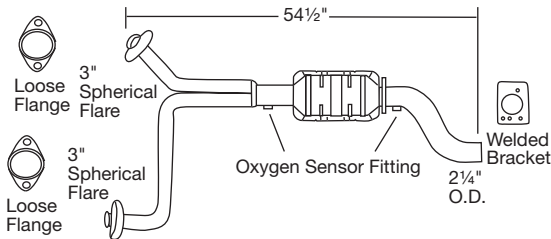
**50508**



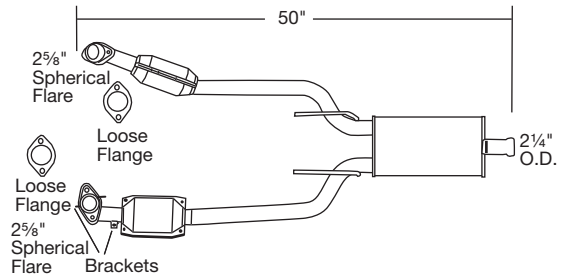
**50514**



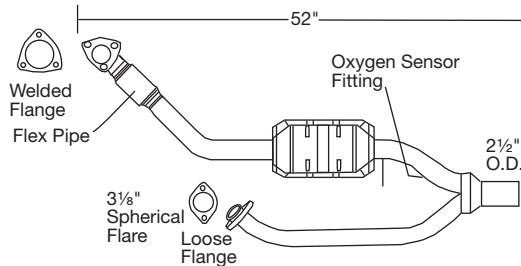
**50509**



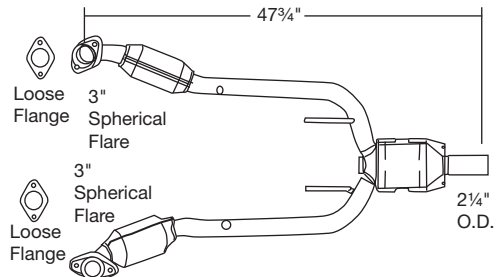
**50515**



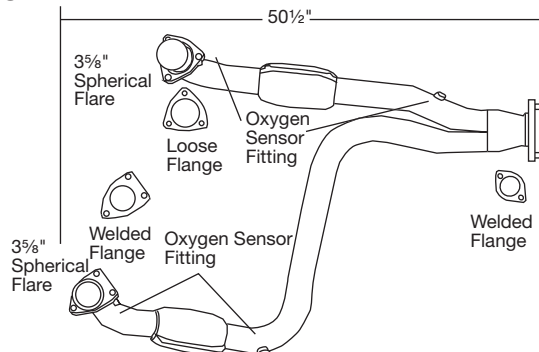
**50510**



**50516**

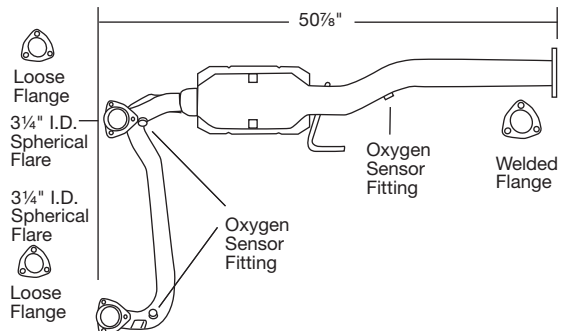


**50511**



Gaskets 31554 & 31718 required to complete installation.

**50518**



GENERAL INFORMATION

PASSENGER CAR

LIGHT TRUCK

MUFFLER SPECS.

OPTIONAL MUFFLERS

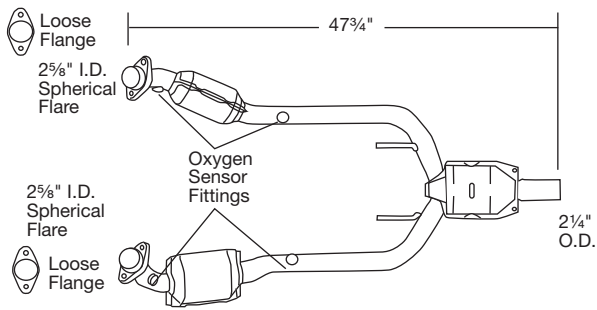
CONVERTER SPECS.

ACCESSORIES

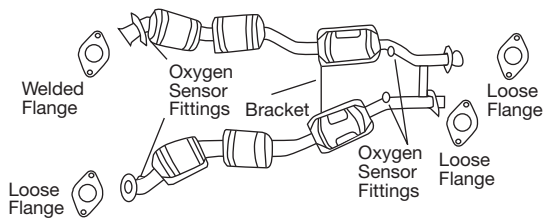
FOOTNOTES

# DIRECT-FIT CONVERTERS - NUMERICAL LISTING

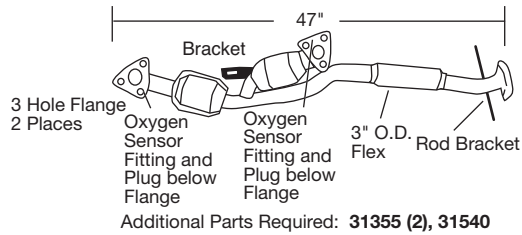
**50519**



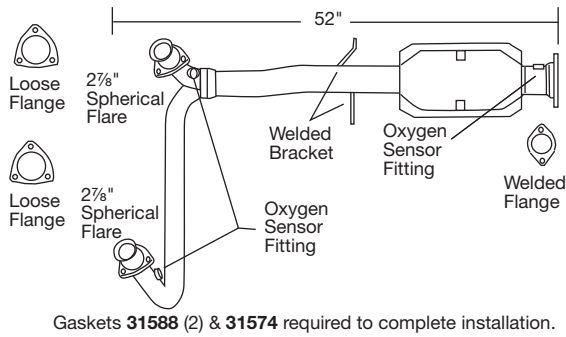
**50521**



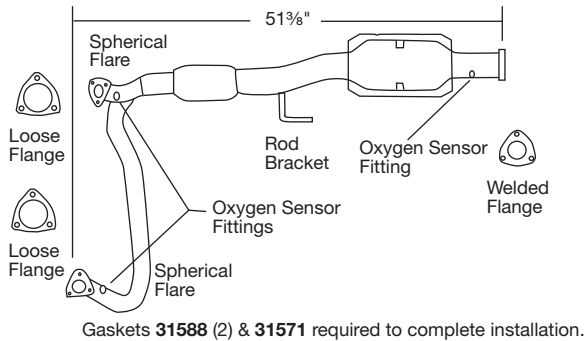
**50522**



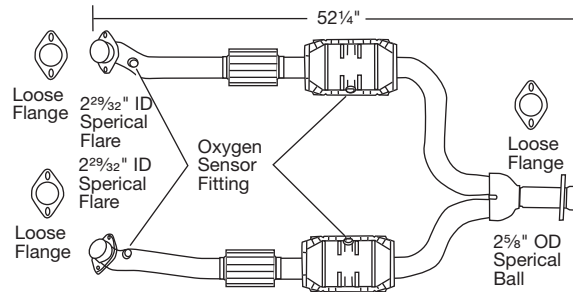
**50525**



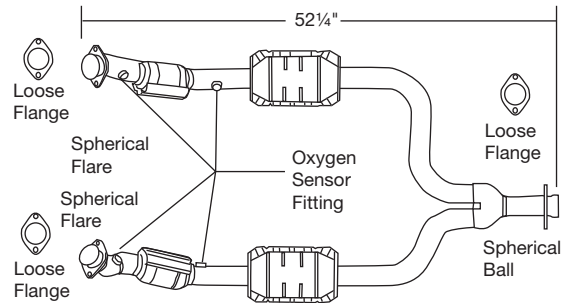
**50526**



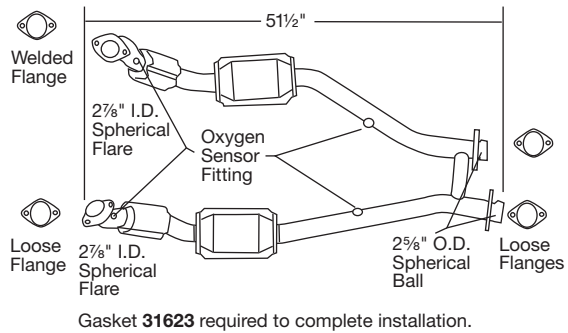
**50528**



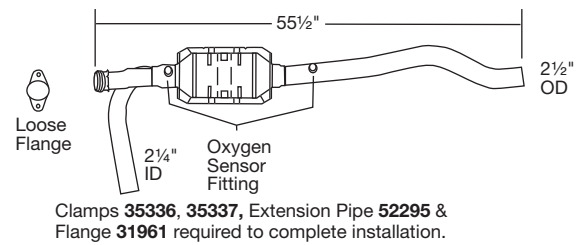
**50529**



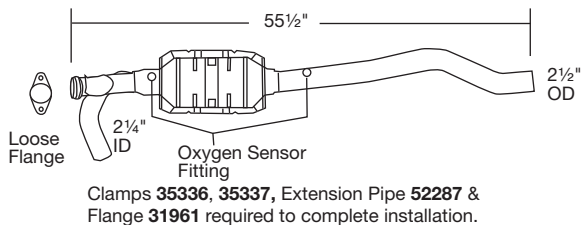
**50530**



**50531**



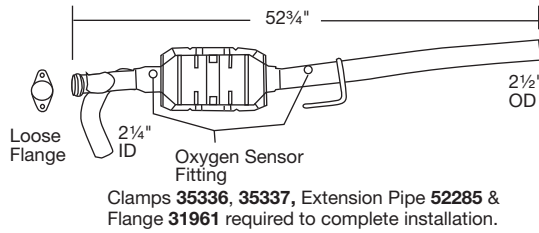
**50532**



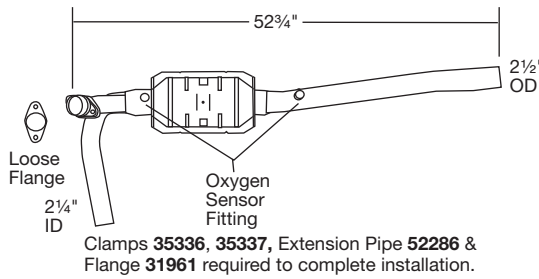


# DIRECT-FIT CONVERTERS - NUMERICAL LISTING

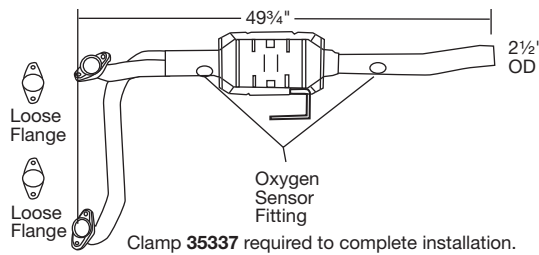
**50533**



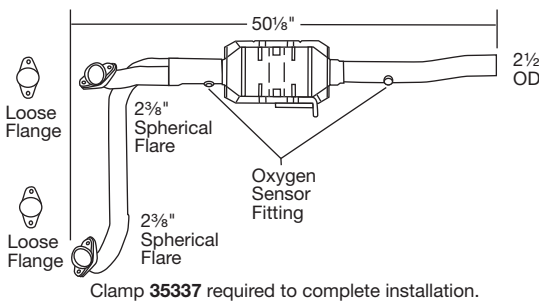
**50534**



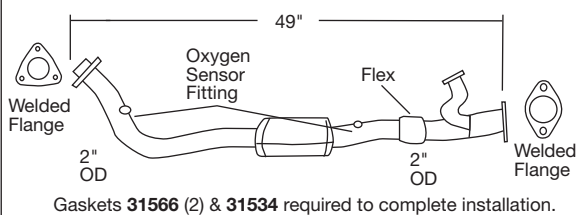
**50535**



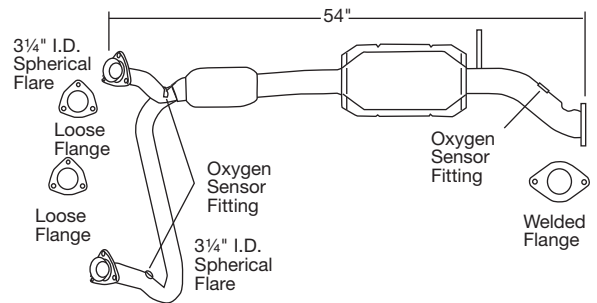
**50536**



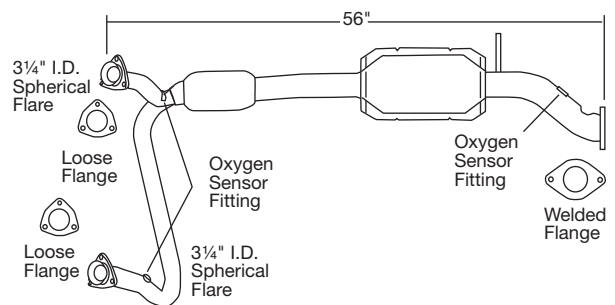
**50539**



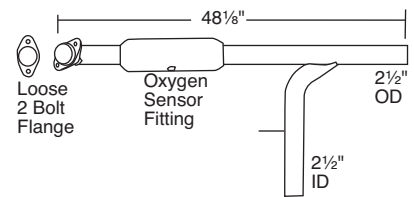
**50541**



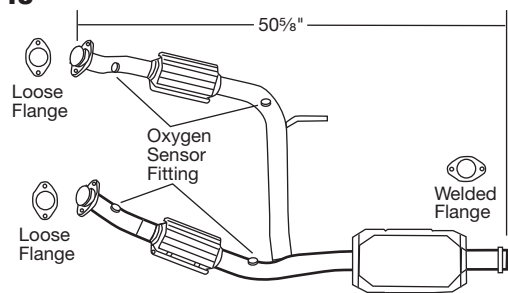
**50542**



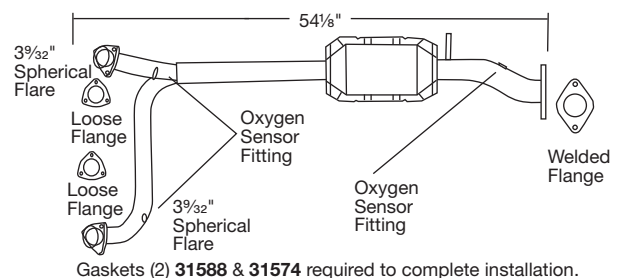
**50543**



**50545**



**50546**



GENERAL INFORMATION

PASSENGER CAR

LIGHT TRUCK

MUFFLER SPECS.

OPTIONAL MUFFLERS

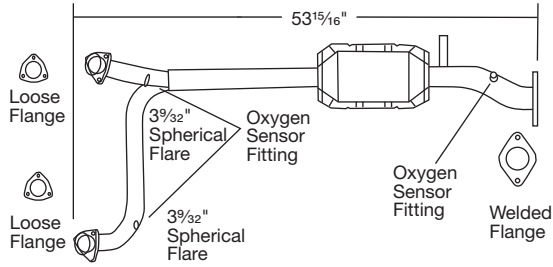
CONVERTER SPECS.

ACCESSORIES

FOOTNOTES

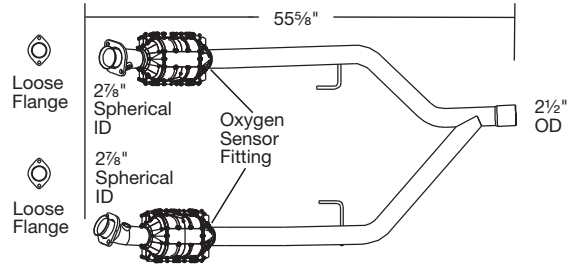
# DIRECT-FIT CONVERTERS - NUMERICAL LISTING

**50547**

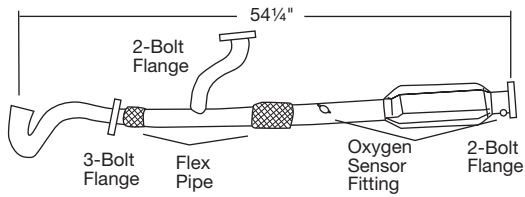


Gaskets (2) 31588 & 31574 required to complete installation.

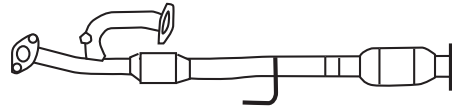
**50555**



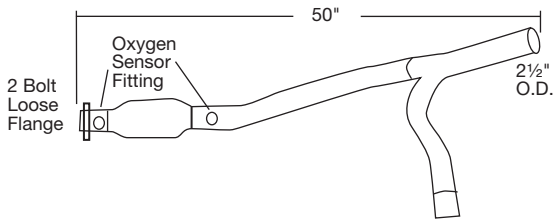
**50549**



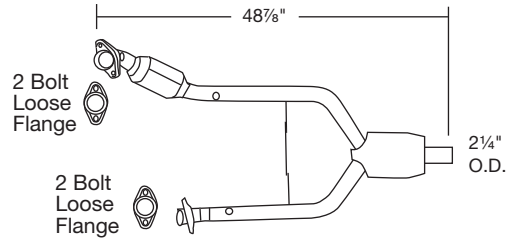
**50556**



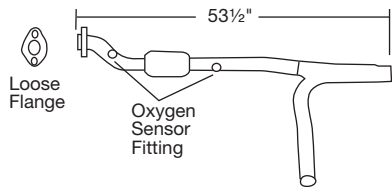
**50550**



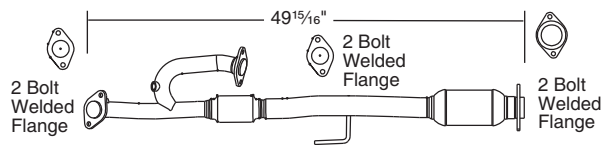
**50558**



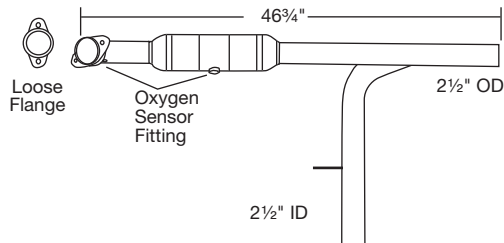
**50551**



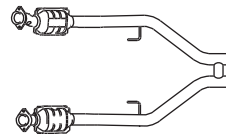
**50560 - Supersedes to 55380**



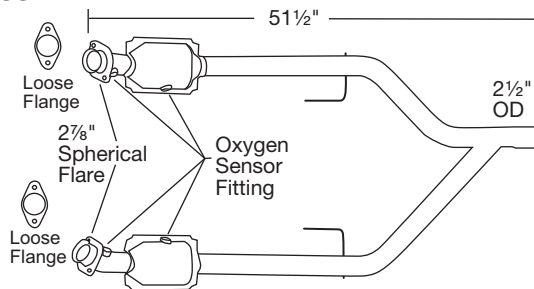
**50553**



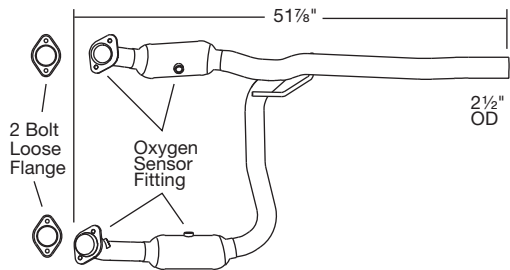
**50562**



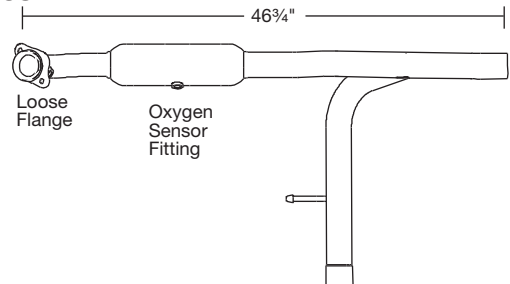
**50554**



**50564**

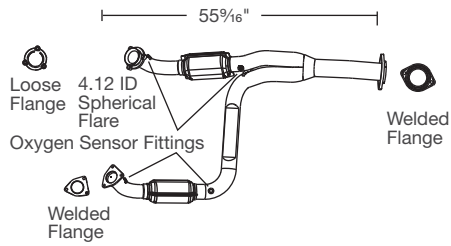


**50565**

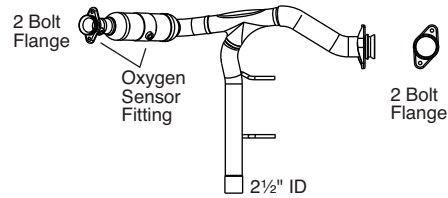


# DIRECT-FIT CONVERTERS - NUMERICAL LISTING

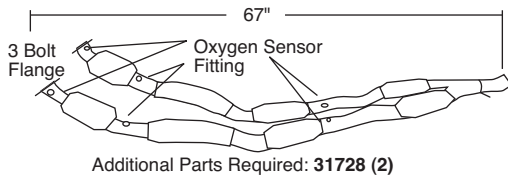
**50566**



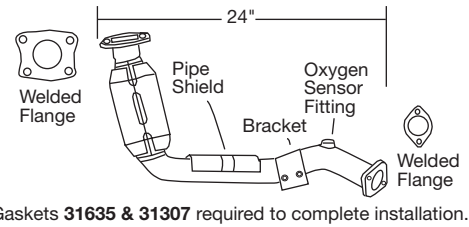
**50567**



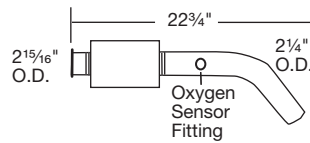
**50600**



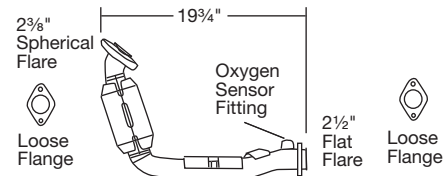
**52218**



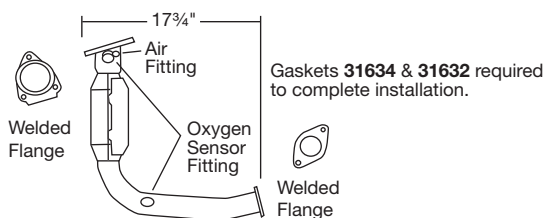
**52232**



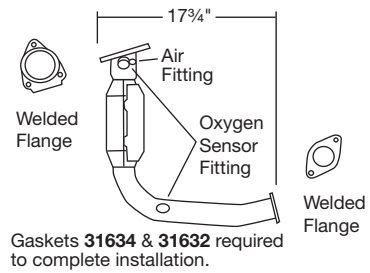
**52245**



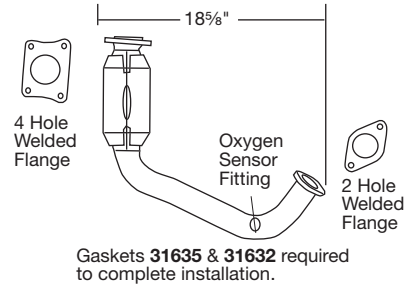
**52280**



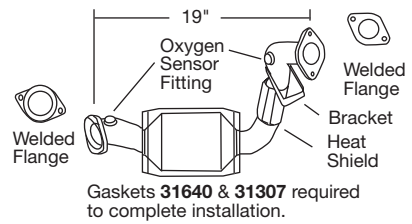
**52281**



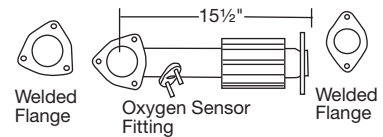
**52283**



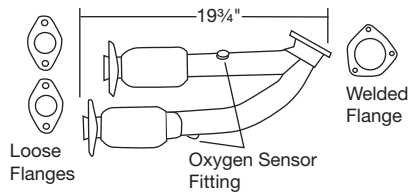
**52284**



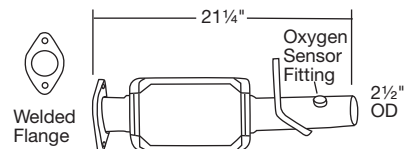
**52297**



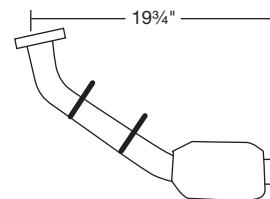
**52304**



**52311**



**52377**



GENERAL INFORMATION

PASSENGER CAR

LIGHT TRUCK

MUFFLER SPECS.

OPTIONAL MUFFLERS

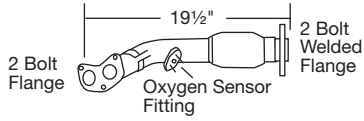
CONVERTER SPECS.

ACCESSORIES

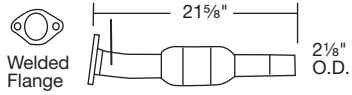
FOOTNOTES

# DIRECT-FIT CONVERTERS - NUMERICAL LISTING

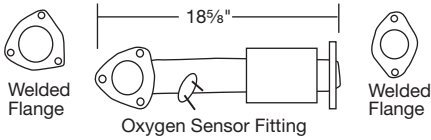
**52378**



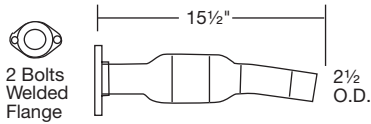
**52398**



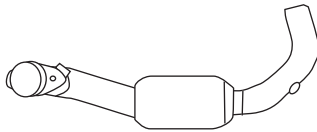
**52399**



**52400**



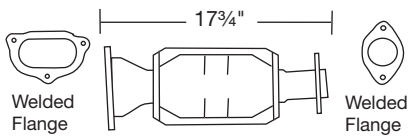
**52404**



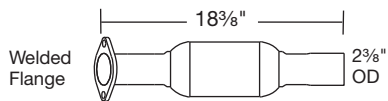
**52405**



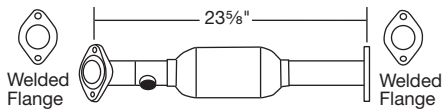
**52431**



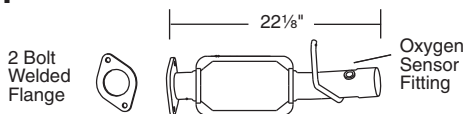
**52432**



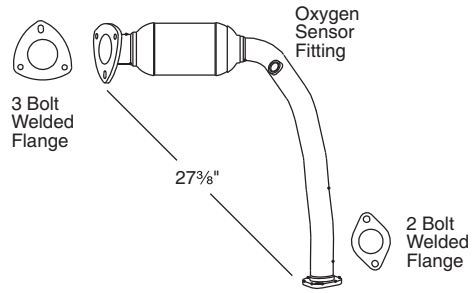
**52451**



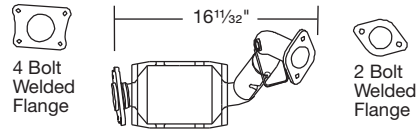
**52464**



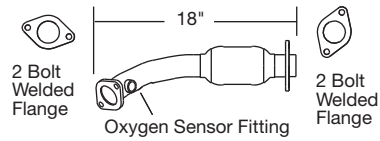
**52474**



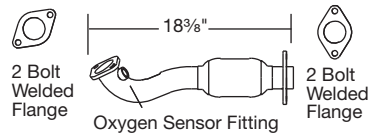
**52486**



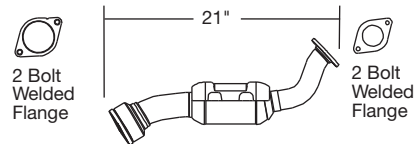
**52502**



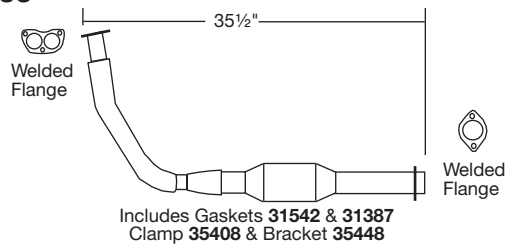
**52503**



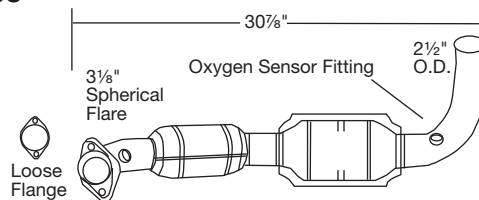
**52507**



**53196**

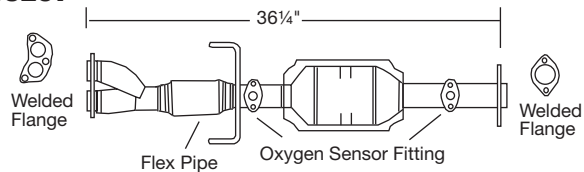


**53206**



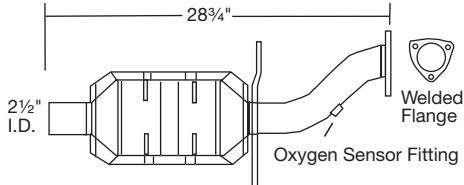
# DIRECT-FIT CONVERTERS - NUMERICAL LISTING

**53207**

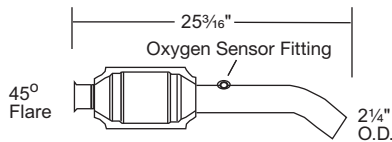


Gaskets **31320** (2) & **31374** required to complete installation.

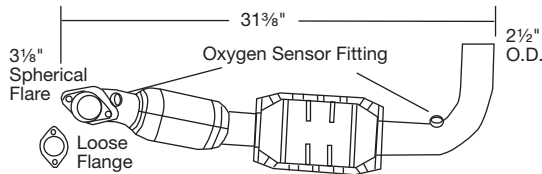
**53209**



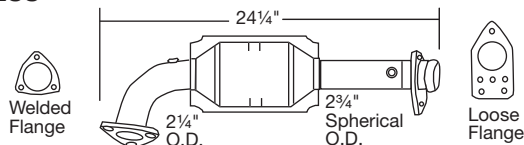
**53229**



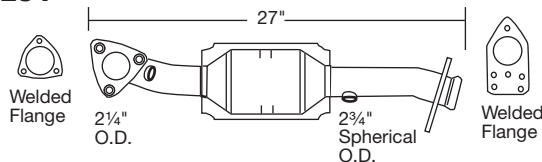
**53232**



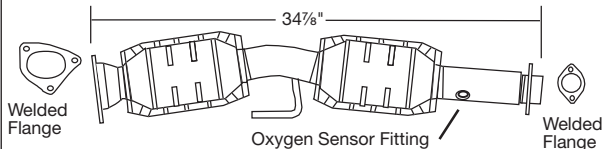
**53233**



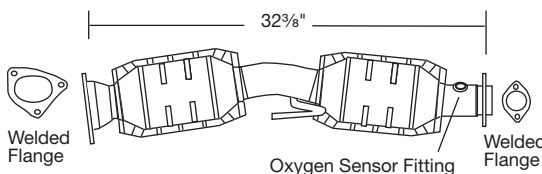
**53234**



**53254**

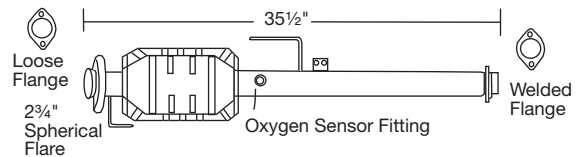


**53255**



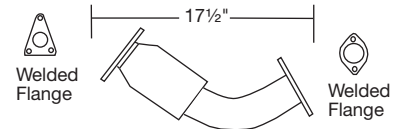
Gaskets **31609** & **31372** required to complete installation.

**53268**

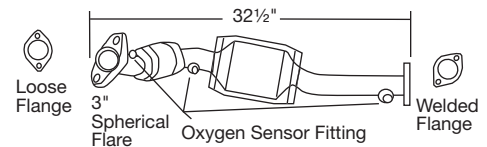


Gaskets **31596** & **31332** required to complete installation.

**53269**

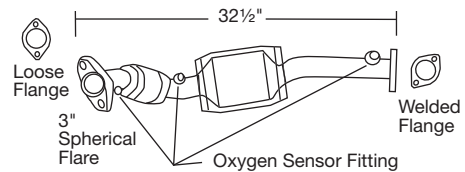


**53270**



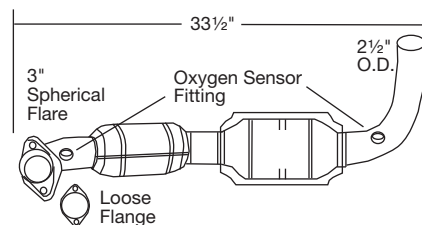
Gasket **31336** at rear required to complete installation.

**53271**

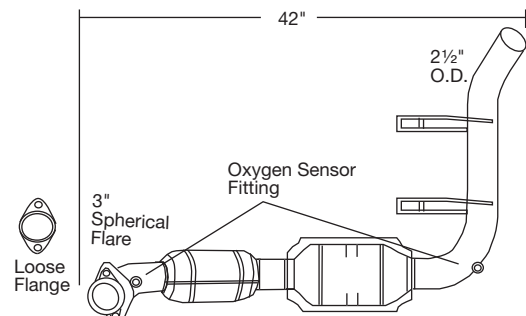


Gasket **31336** at rear required to complete installation.

**53272**



**53273**



GENERAL INFORMATION

PASSENGER CAR

LIGHT TRUCK

MUFFLER SPECS.

OPTIONAL MUFFLERS

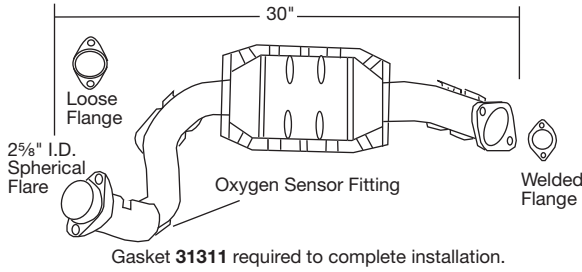
CONVERTER SPECS.

ACCESSORIES

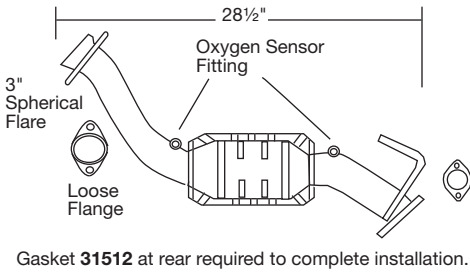
FOOTNOTES

# DIRECT-FIT CONVERTERS - NUMERICAL LISTING

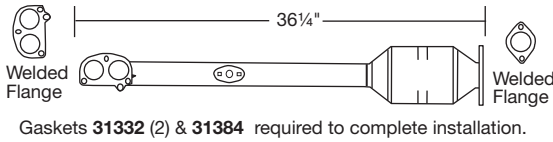
**53274**



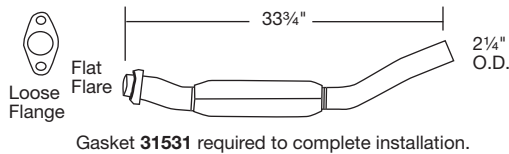
**53275**



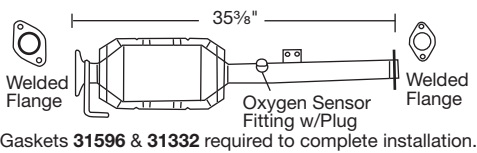
**53287**



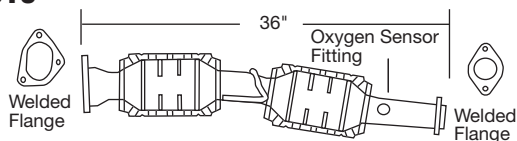
**53292**



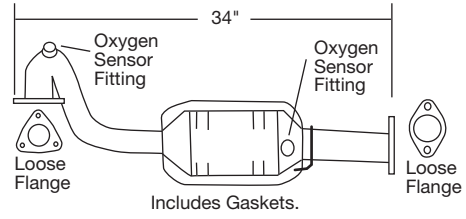
**53310**



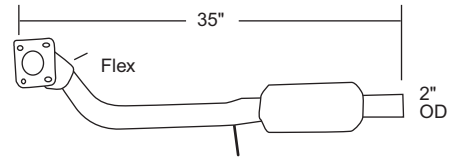
**53316**



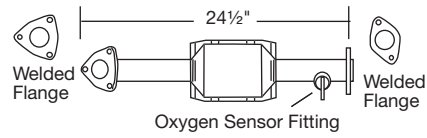
**53318**



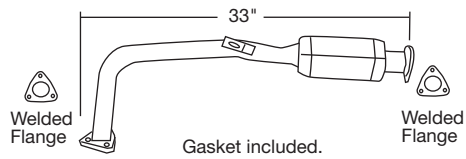
**53319**



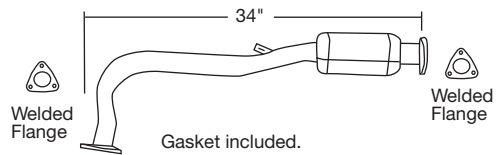
**53322**



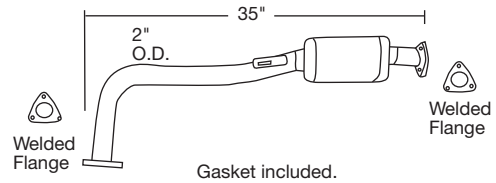
**53326**



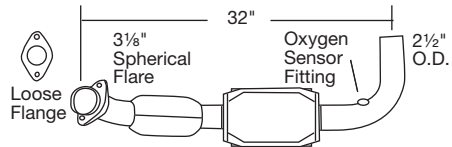
**53327**



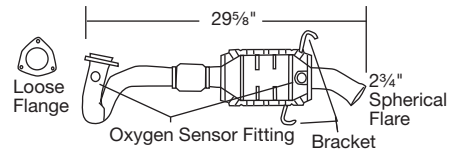
**53329**



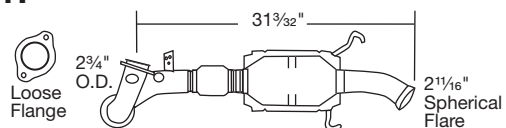
**53338**



**53340**

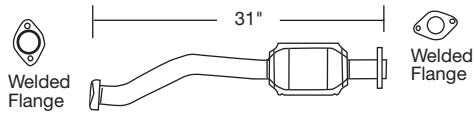


**53341**

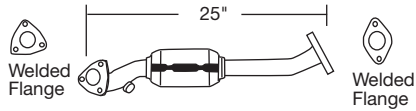


# DIRECT-FIT CONVERTERS - NUMERICAL LISTING

**53343**

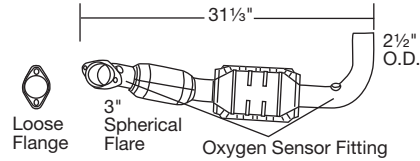


**53346**

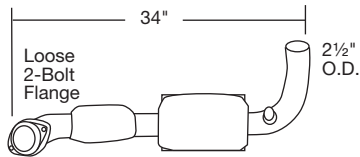


Gaskets **31559** & **31311** required to complete installation.

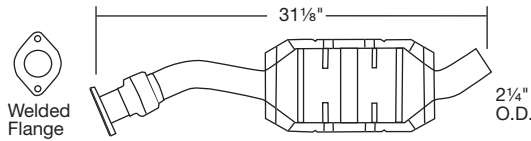
**53347**



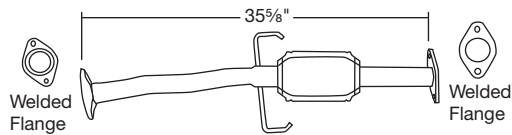
**53348**



**53349**

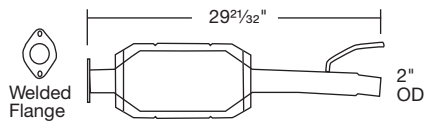


**53350**



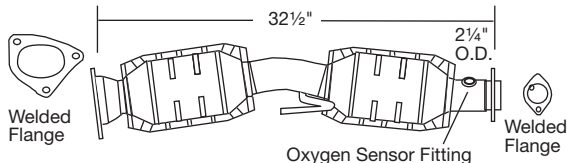
Gaskets **31596** & **31374** required to complete installation.

**53389**



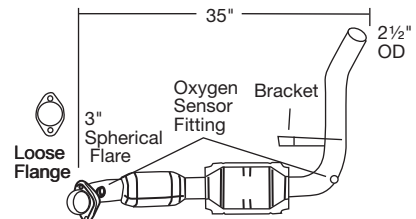
Gasket **31578** & Clamp **35335** required to complete installation.

**53410**



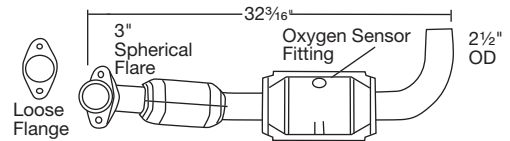
Gaskets **31609** & **31372** required to complete installation.

**53411**



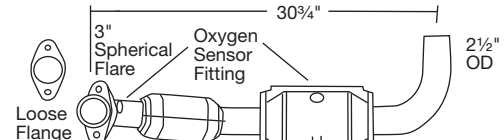
Clamp **35337** required to complete installation.

**53412**



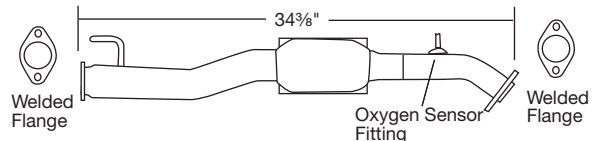
Clamp **35337** required to complete installation.

**53413**



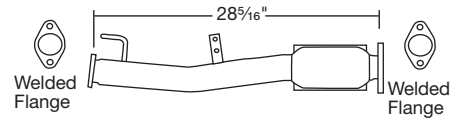
Clamp **35337** required to complete installation.

**53414**



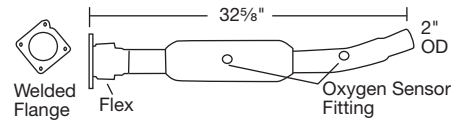
Gasket (2) **31332** required to complete installation.

**53416**



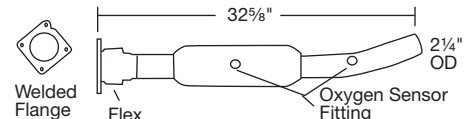
Gasket **31332** (2) required to complete installation.

**53418**



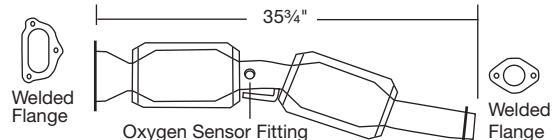
Gasket **31597** & Clamp **35335** required to complete installation.

**53419**



Gasket **31597** & Clamp **35336** required to complete installation.

**53425**



Gaskets **31637** & **31372** required to complete installation.

GENERAL INFORMATION

PASSENGER CAR

LIGHT TRUCK

MUFFLER SPECS.

OPTIONAL MUFFLERS

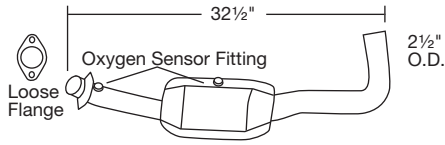
CONVERTER SPECS.

ACCESSORIES

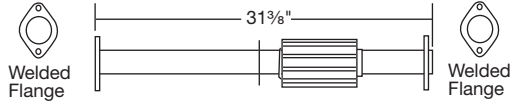
FOOTNOTES

# DIRECT-FIT CONVERTERS - NUMERICAL LISTING

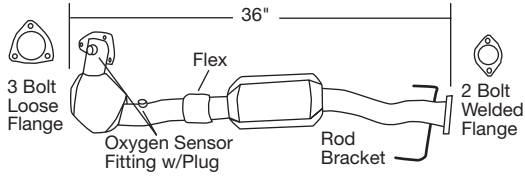
**53430**



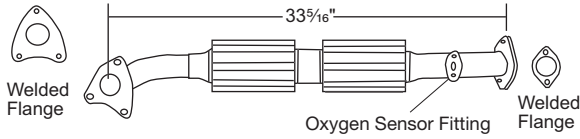
**53432**



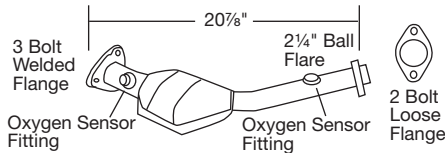
**53434**



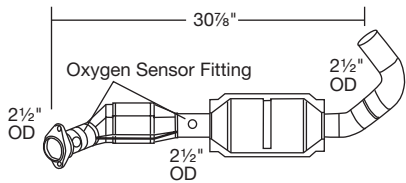
**53436**



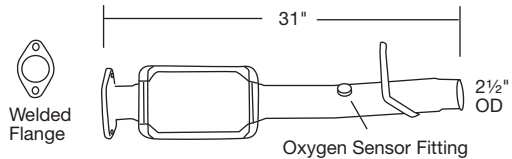
**53437**



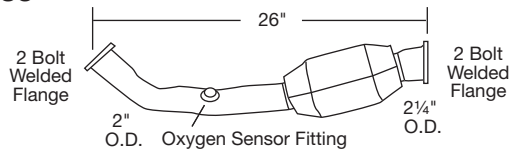
**53439**



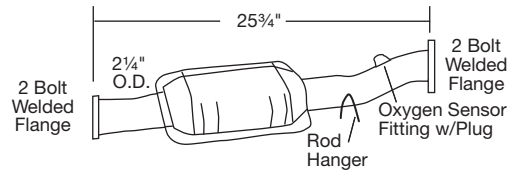
**53450**



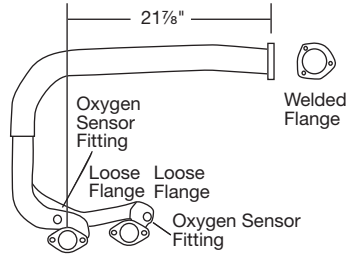
**53456**



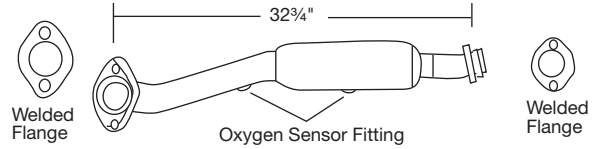
**53457**



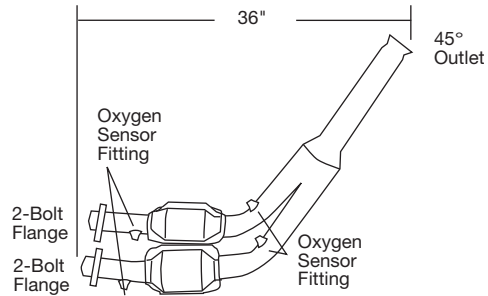
**53461**



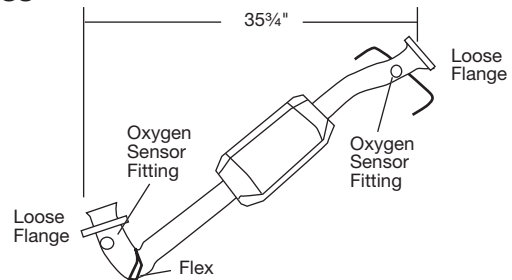
**53478**



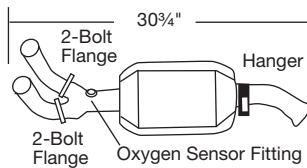
**53487**



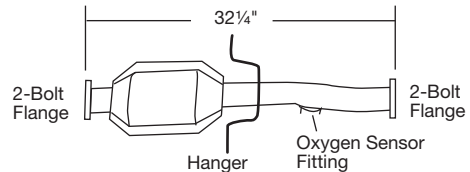
**53488**



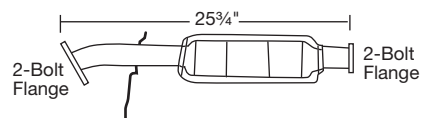
**53489**



**53490**



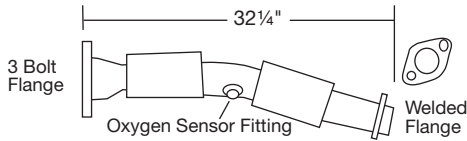
**53496**



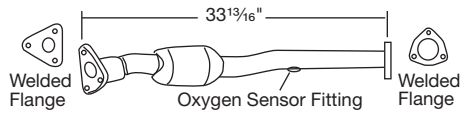


# DIRECT-FIT CONVERTERS - NUMERICAL LISTING

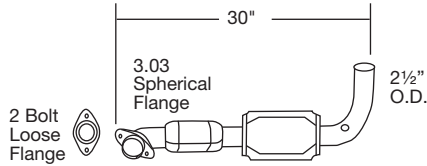
**53500**



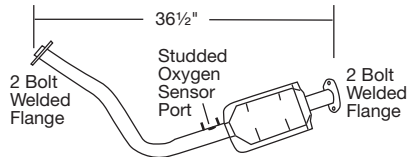
**53508**



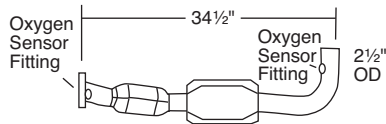
**53514**



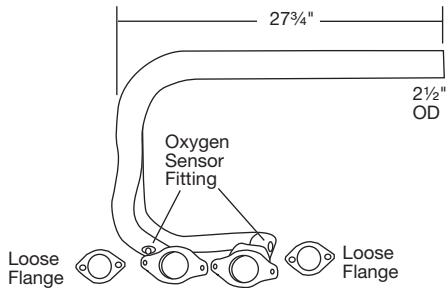
**53519**



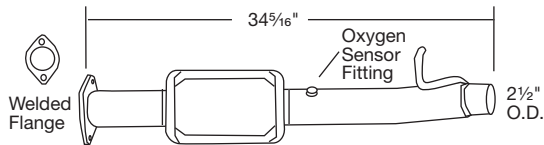
**53520**



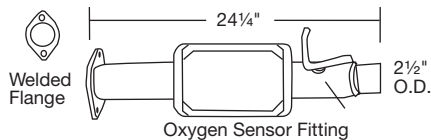
**53529**



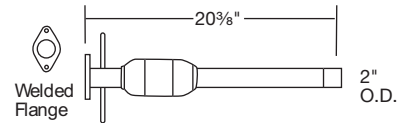
**53536**



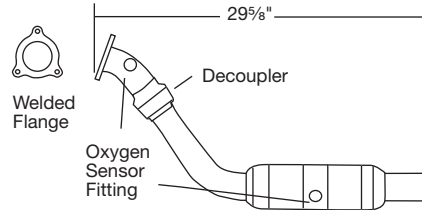
**53538**



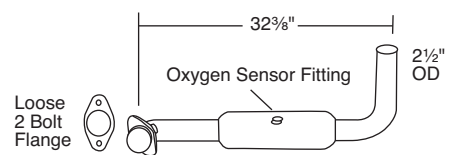
**53555**



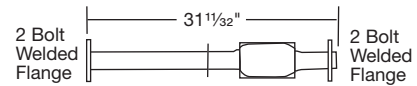
**53568**



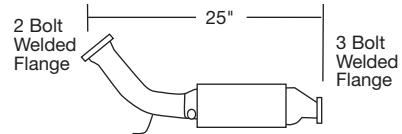
**53569**



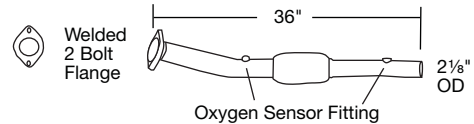
**53574**



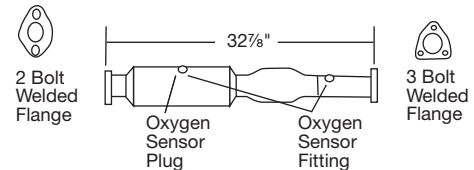
**53583**



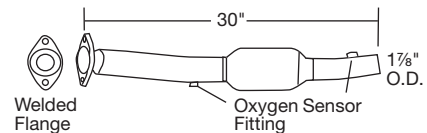
**53591**



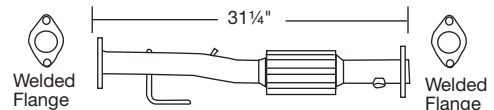
**53597**



**53613**



**53616**



GENERAL INFORMATION

PASSENGER CAR

LIGHT TRUCK

MUFFLER SPECS.

OPTIONAL MUFFLERS

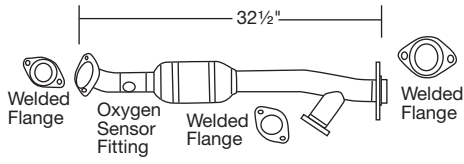
CONVERTER SPECS.

ACCESSORIES

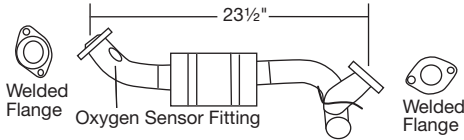
FOOTNOTES

# DIRECT-FIT CONVERTERS - NUMERICAL LISTING

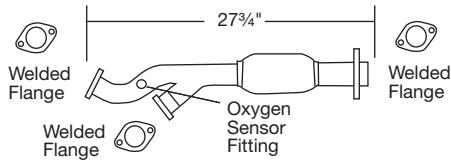
**53623**



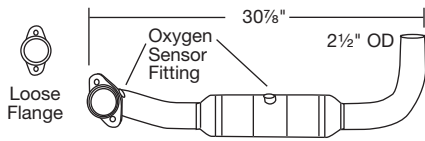
**53625**



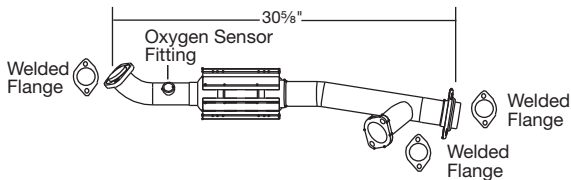
**53626**



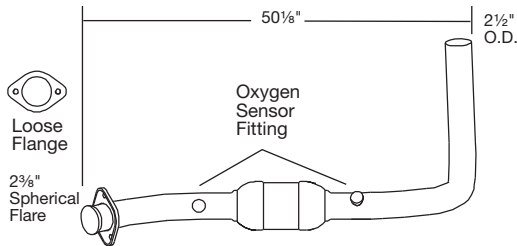
**53651**



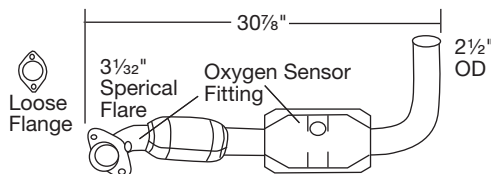
**53652**



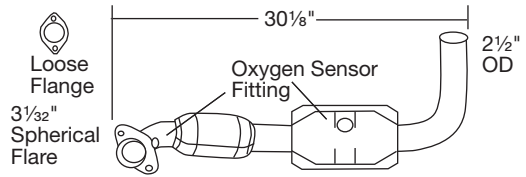
**53659**



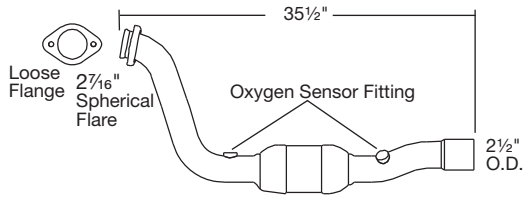
**53670**



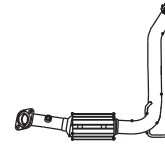
**53671**



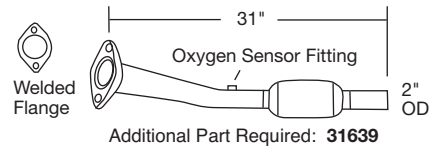
**53673**



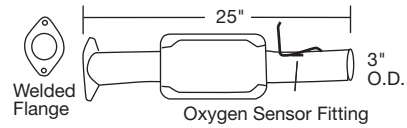
**53674**



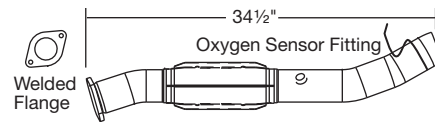
**53717**



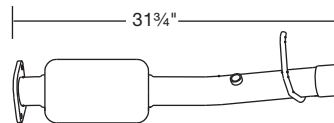
**53726**



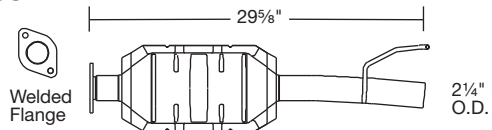
**53737**



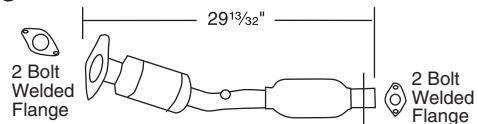
**53738**



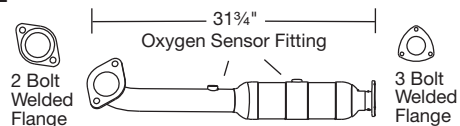
**53763**



**53769**

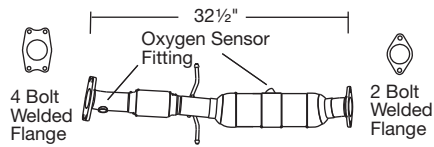


**53782**

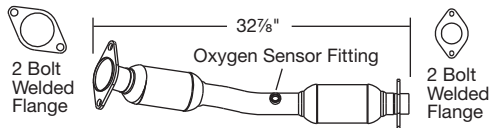


# DIRECT-FIT CONVERTERS - NUMERICAL LISTING

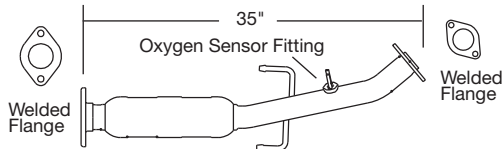
**53784**



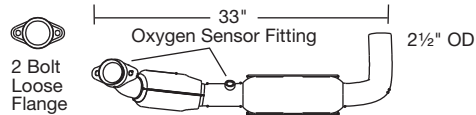
**53794**



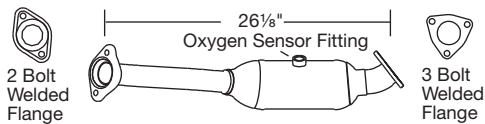
**53798**



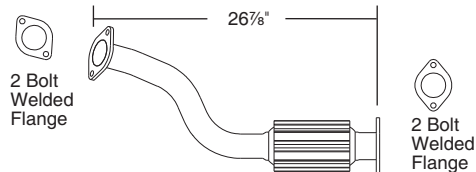
**53799**



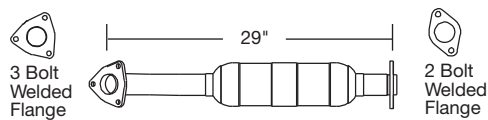
**53820**



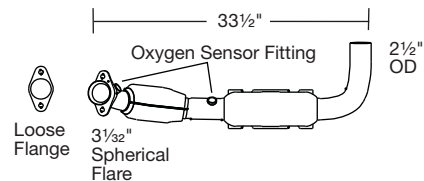
**53827**



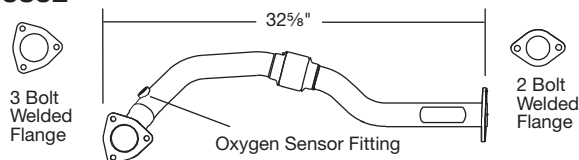
**53828**



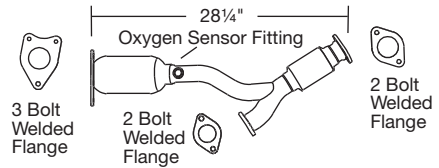
**53829**



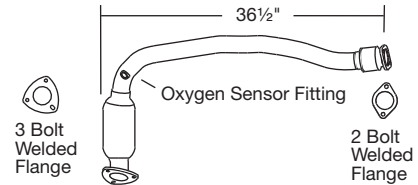
**53832**



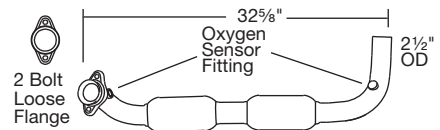
**53838**



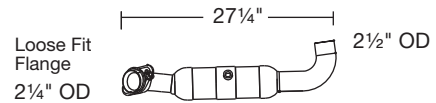
**53839**



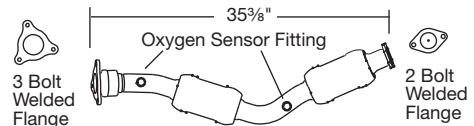
**53844**



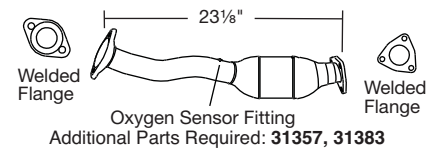
**53856**



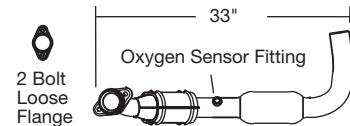
**53857**



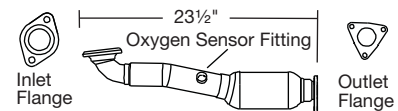
**53862**



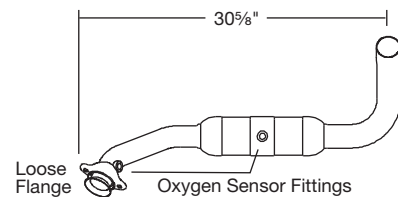
**53863**



**53864**



**53869**



GENERAL INFORMATION

PASSENGER CAR

LIGHT TRUCK

MUFFLER SPECS.

OPTIONAL MUFFLERS

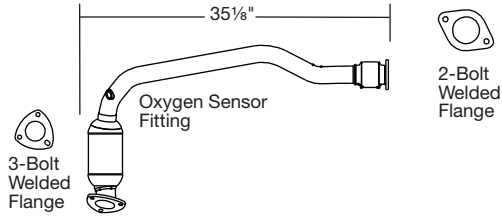
CONVERTER SPECS.

ACCESSORIES

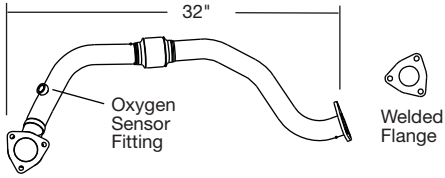
FOOTNOTES

# DIRECT-FIT CONVERTERS - NUMERICAL LISTING

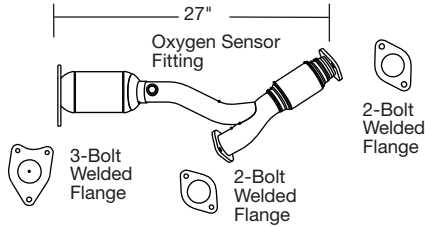
**53880**



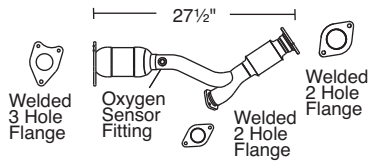
**53885**



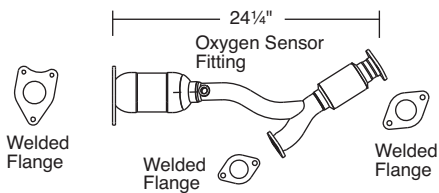
**53886**



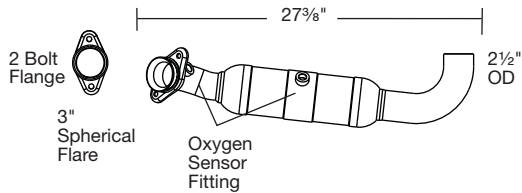
**53890**



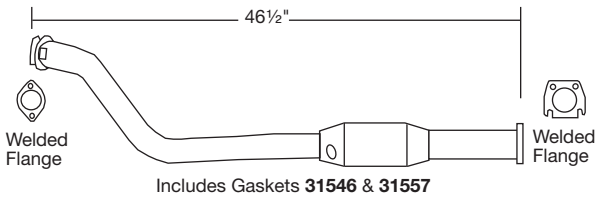
**53898**



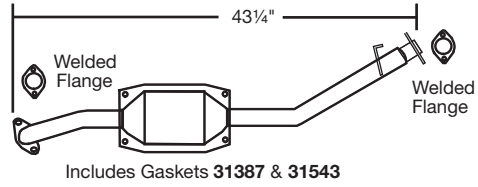
**53904**



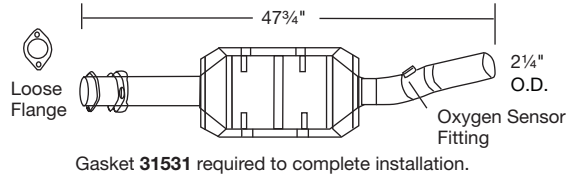
**54158**



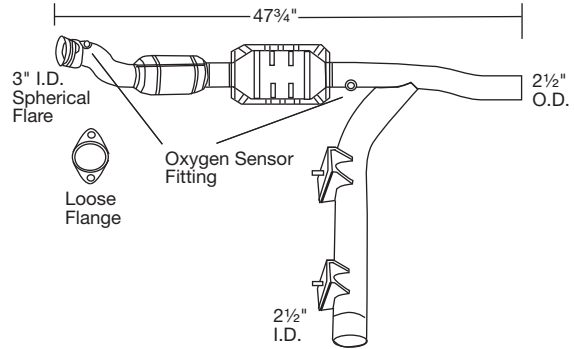
**54160**



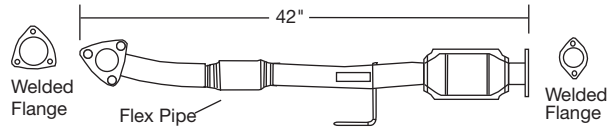
**54173**



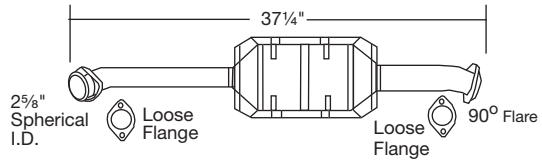
**54174**



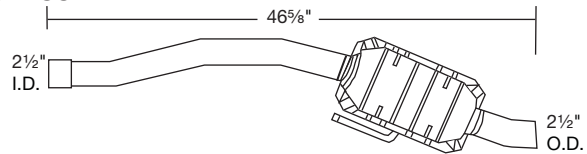
**54176**



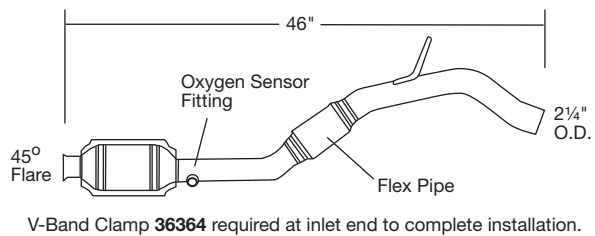
**54198**



**54200**

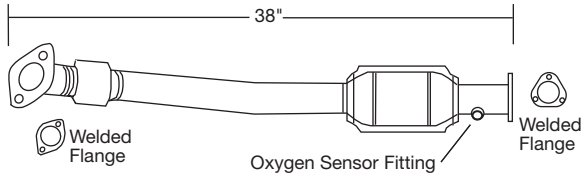


**54205**



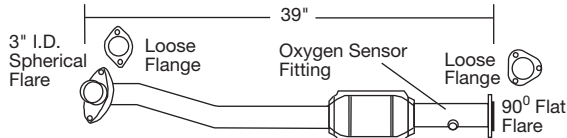
# DIRECT-FIT CONVERTERS - NUMERICAL LISTING

**54206**



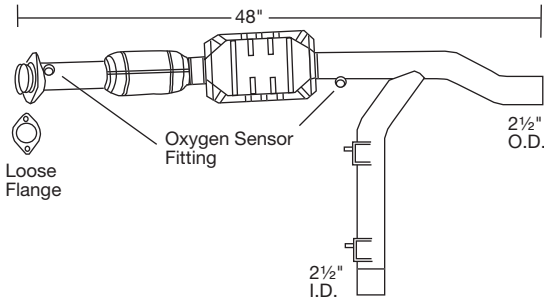
Gaskets **31606** & **31369** required to complete installation.

**54208**

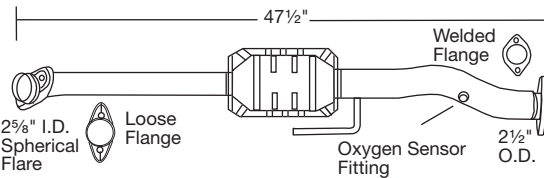


Gaskets **31600** & **31369** required to complete installation.

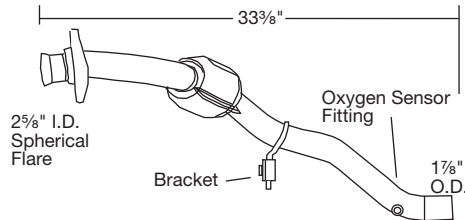
**54216**



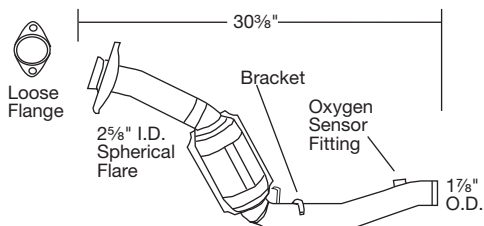
**54238**



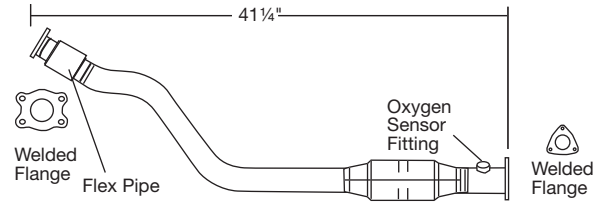
**54258**



**54259**

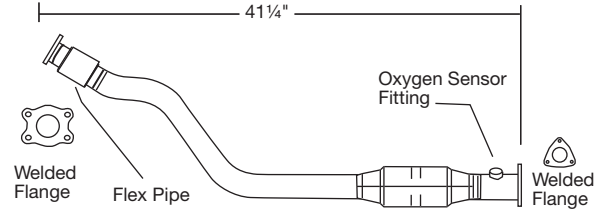


**54262**

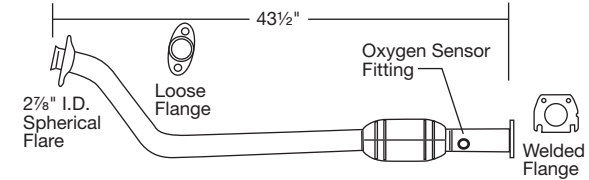


Gaskets **31606** & **31369** required to complete installation.

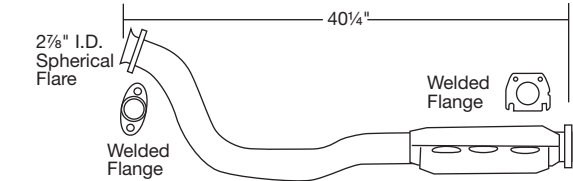
**54263**



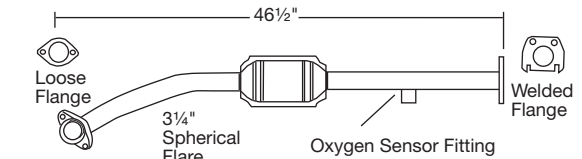
**54264**



**54265**

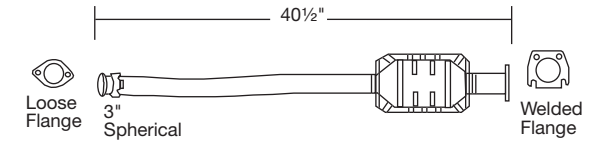


**54266**



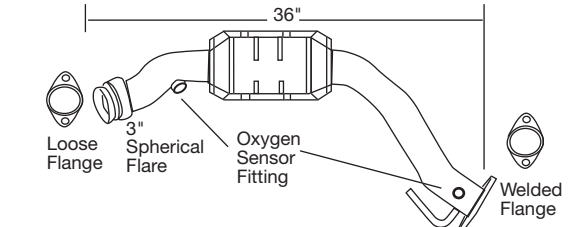
Gaskets **31600** & **31601** required to complete installation.

**54267**



Gaskets not available

**54268**



Gasket **31512** at rear required to complete installation.

GENERAL INFORMATION

PASSENGER CAR

LIGHT TRUCK

MUFFLER SPECS.

OPTIONAL MUFFLERS

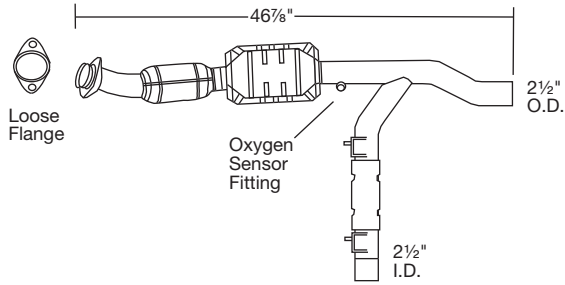
CONVERTER SPECS.

ACCESSORIES

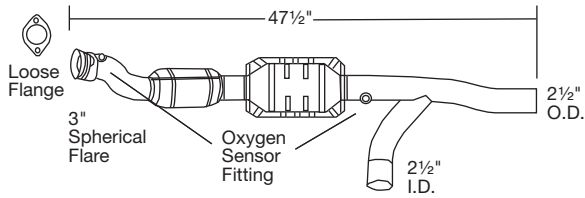
FOOTNOTES

# DIRECT-FIT CONVERTERS - NUMERICAL LISTING

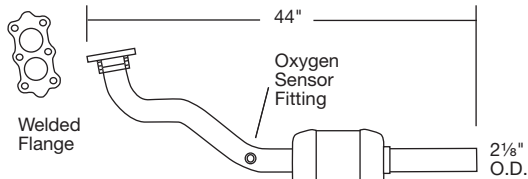
**54269**



**54270**

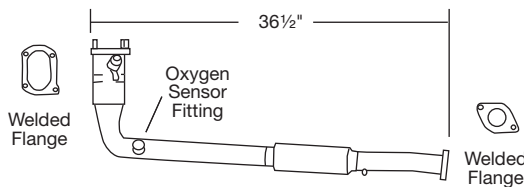


**54281**

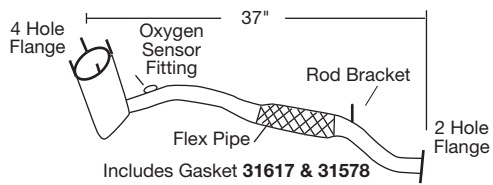


Gasket **31603** required to complete installation.

**54302**

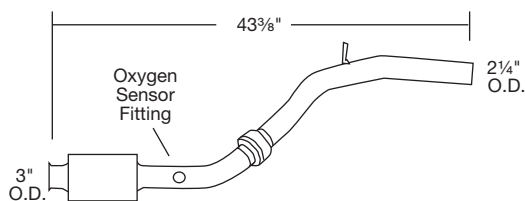


**54303**

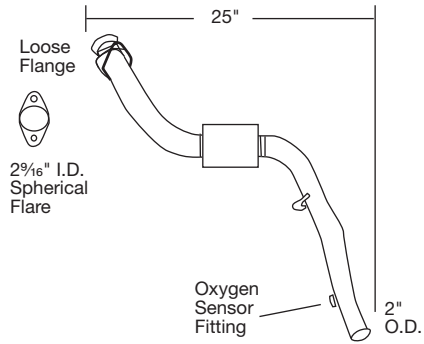


Includes Gasket **31617** & **31578**

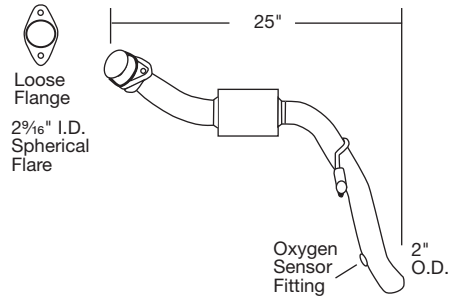
**54304**



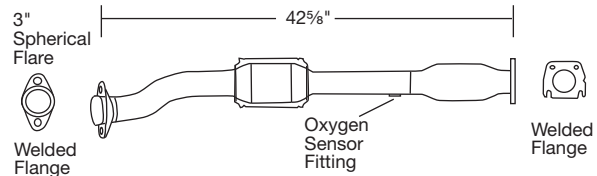
**54310**



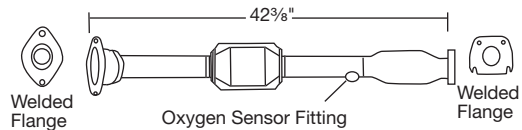
**54311**



**54316**

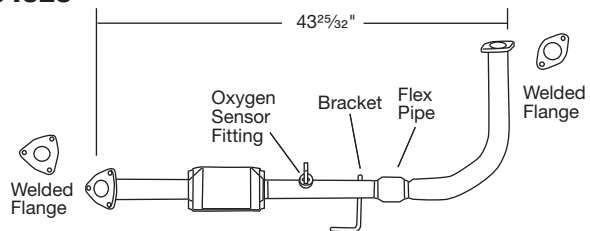


**54317**

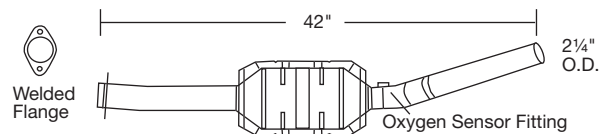


Gaskets **31605** & **31546** required to complete installation.

**54323**

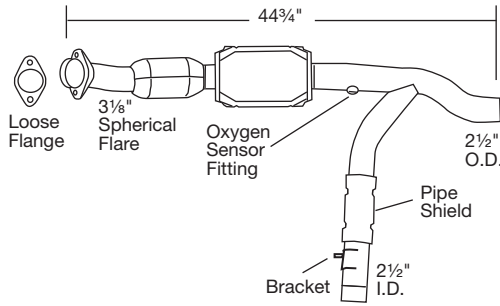


**54325**

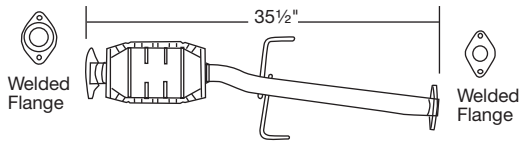


# DIRECT-FIT CONVERTERS - NUMERICAL LISTING

**54332**

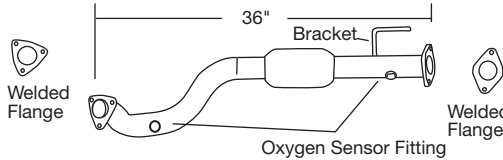


**54333**

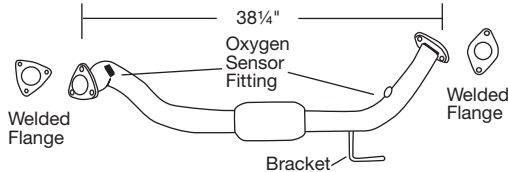


Gaskets **31596** & **31320** required to complete installation.

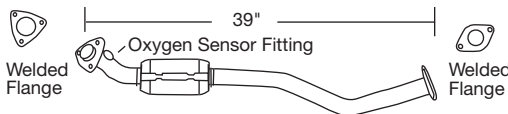
**54334**



**54335**

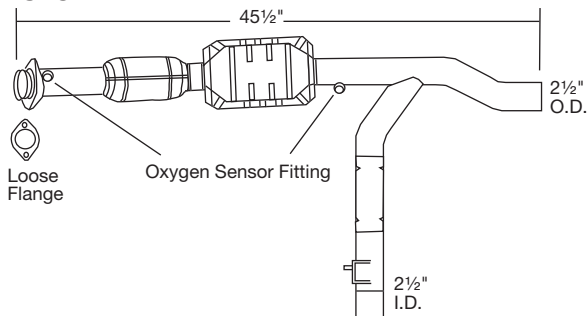


**54339**

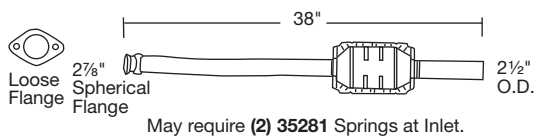


Gaskets **31559** & **31311** required to complete installation.

**54340**

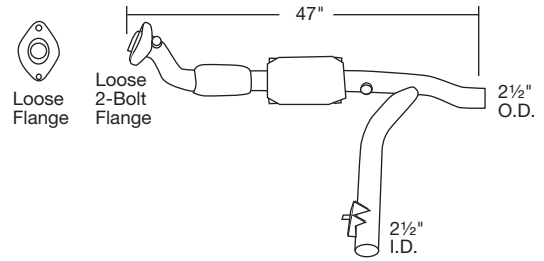


**54341**

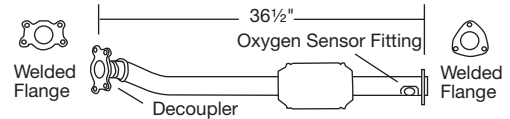


May require (2) **35281** Springs at Inlet.

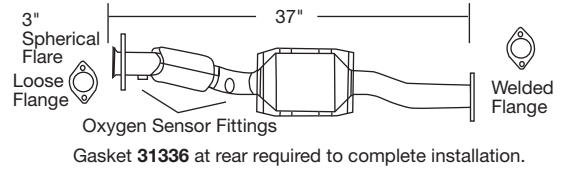
**54342**



**54344**

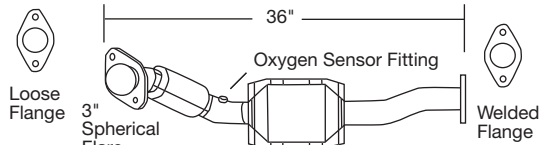


**54345**



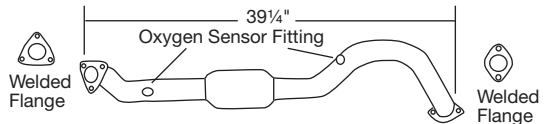
Gasket **31336** at rear required to complete installation.

**54346**

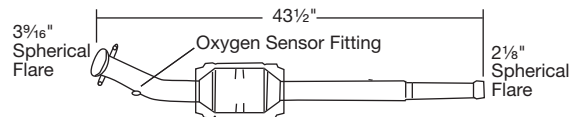


Gasket **31336** at rear required to complete installation.

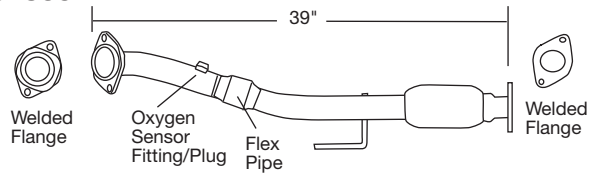
**54347**



**54348**

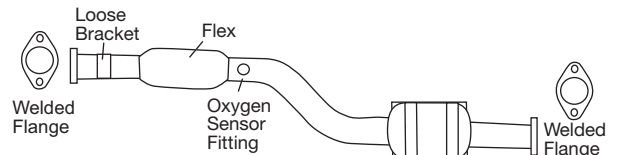


**54360**



Additional Parts Required: **31658**, **31540**

**54365**



Gaskets **31534** (2) required to complete installation.

GENERAL INFORMATION

PASSENGER CAR

LIGHT TRUCK

MUFFLER SPECS.

OPTIONAL MUFFLERS

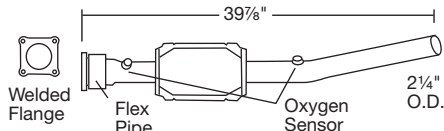
CONVERTER SPECS.

ACCESSORIES

FOOTNOTES

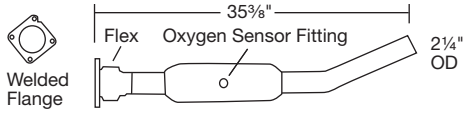
# DIRECT-FIT CONVERTERS - NUMERICAL LISTING

**54376**



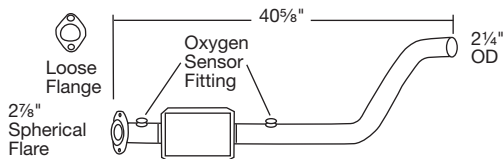
Gasket **31597** required to complete installation.

**54381**



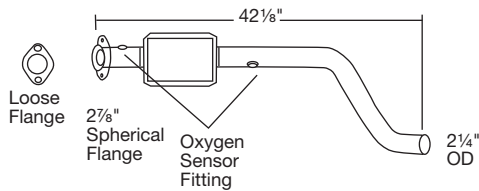
Gasket **31597** & Clamp **35336** required to complete installation.

**54392**



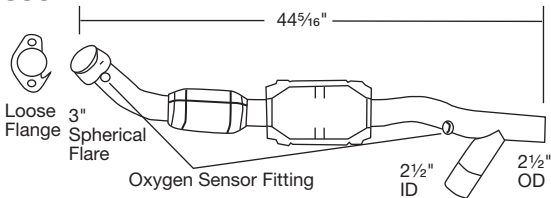
Clamp **35336** required to complete installation.

**54393**



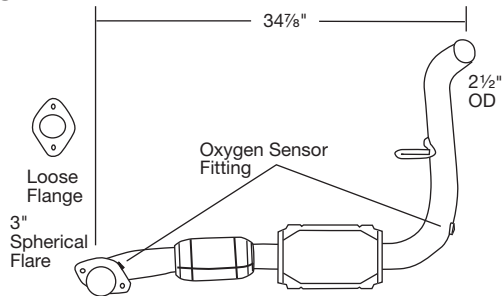
Clamp **35336** required to complete installation.

**54396**



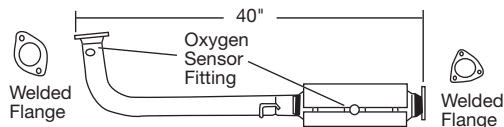
Clamp **35337** required to complete installation.

**54397**



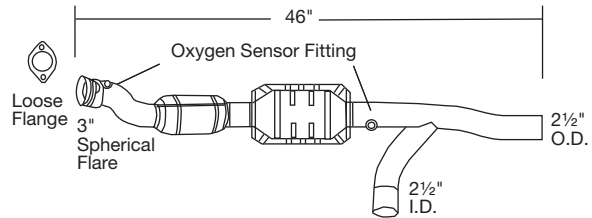
Clamp **35337** required to complete installation.

**54399**



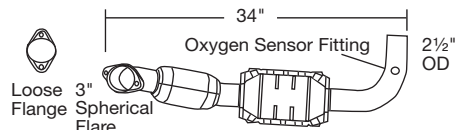
Gaskets **31557**, **31383** & Spring Bolt Kit **35129** required to complete installation.

**54401**



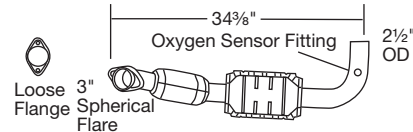
Clamp **35337** required to complete installation.

**54402**



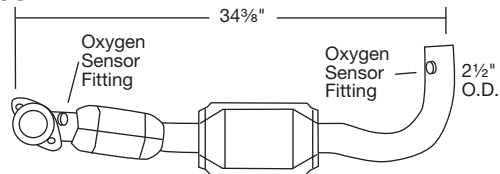
Clamp **35337** required to complete installation.

**54403**



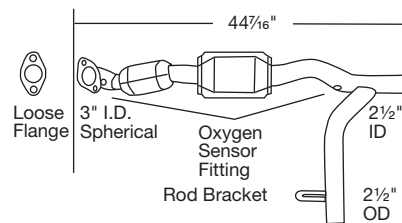
Clamp **35337** required to complete installation.

**54405**



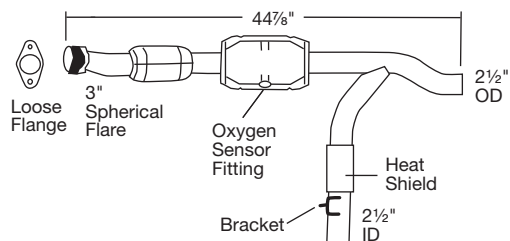
Clamp **35337** required to complete installation.

**54406**



Clamp **35337** required to complete installation.

**54407**

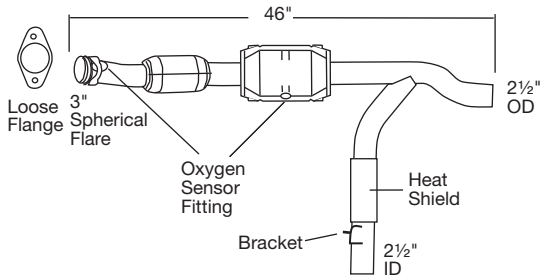


Clamp **35337** required to complete installation.



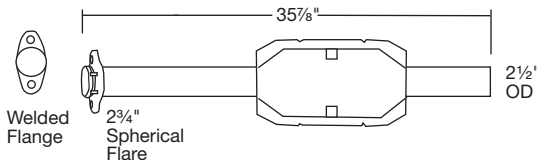
# DIRECT-FIT CONVERTERS - NUMERICAL LISTING

**54409**



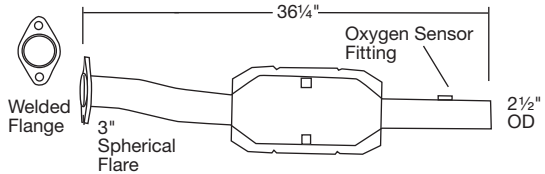
Clamp **35337** required to complete installation.

**54413**



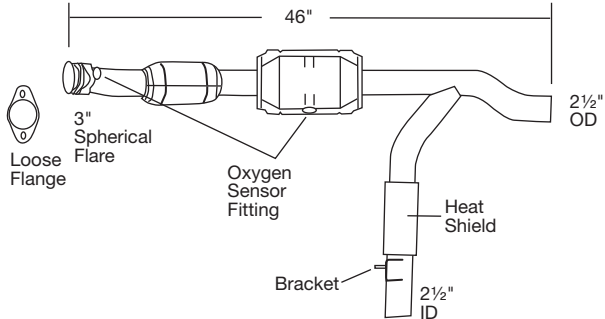
Gasket **31557** & Clamp **35510** required to complete installation.

**54414**



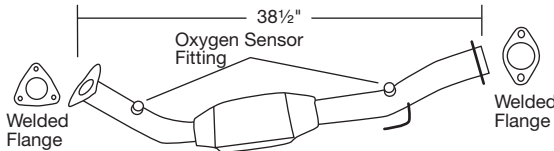
Gasket **31600** & Clamp **35510** required to complete installation.

**54415**



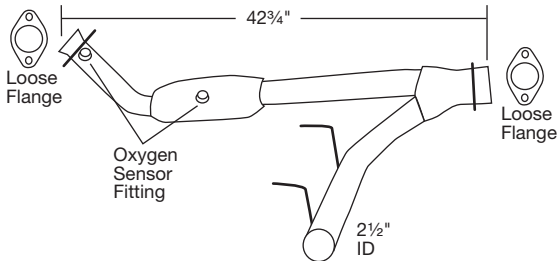
Clamp **35337** required to complete installation.

**54423**



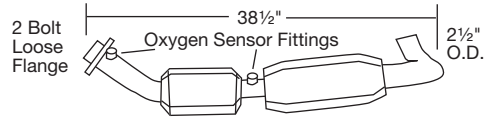
Gasket **31610** required to complete installation.

**54424**

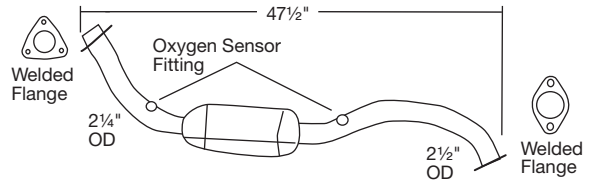


Clamp **35337** required to complete installation.

**54425**

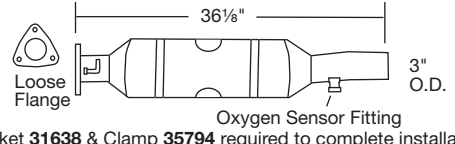


**54434**



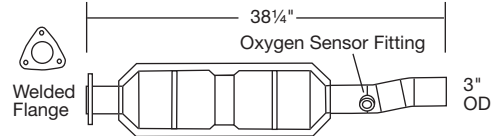
Gaskets **31566** & **31534** required to complete installation.

**54435**



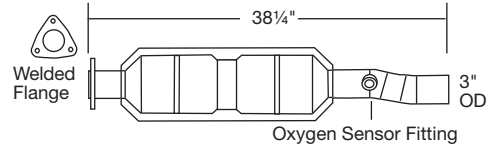
Gasket **31638** & Clamp **35794** required to complete installation.

**54437**



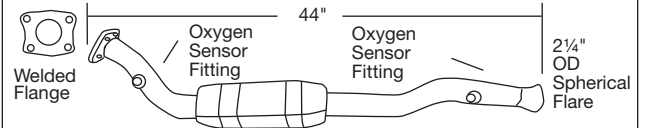
Gasket **31638** & Clamp **35794** required to complete installation.

**54438**

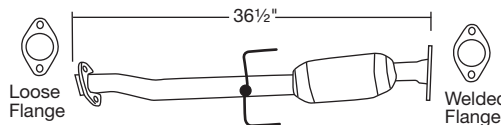


Gasket **31638** & Clamp **35794** required to complete installation.

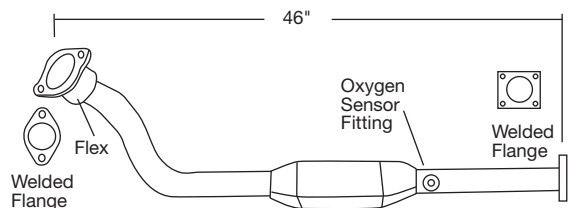
**54439**



**54440**



**54443**



GENERAL INFORMATION

PASSENGER CAR

LIGHT TRUCK

MUFFLER SPECS.

OPTIONAL MUFFLERS

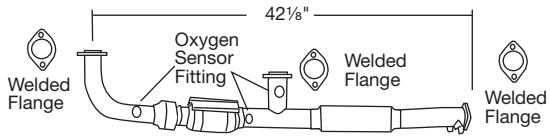
CONVERTER SPECS.

ACCESSORIES

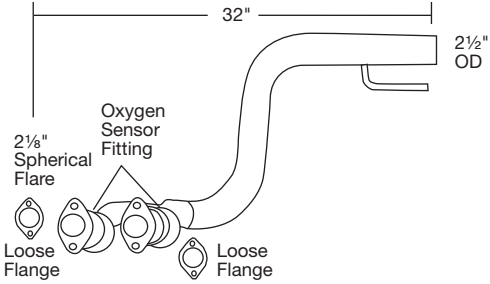
FOOTNOTES

# DIRECT-FIT CONVERTERS - NUMERICAL LISTING

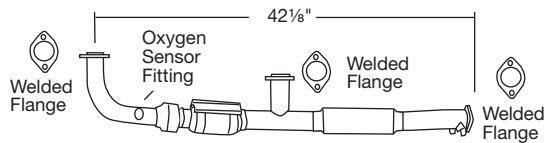
**54444**



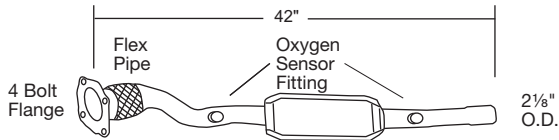
**54447**



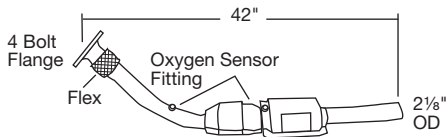
**54462**



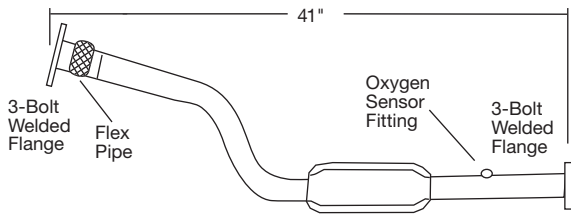
**54472**



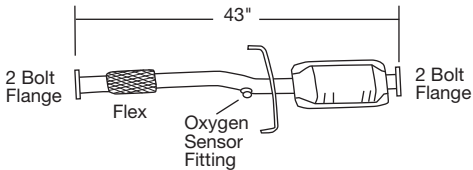
**54473**



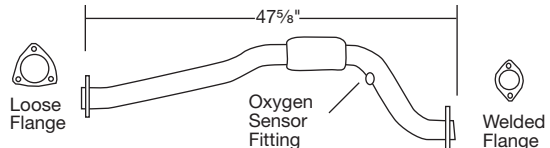
**54474**



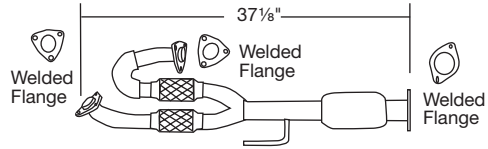
**54476**



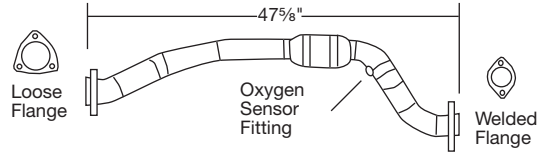
**54477**



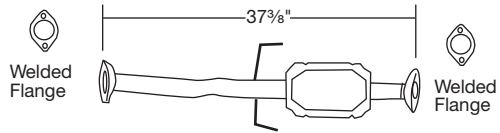
**54478**



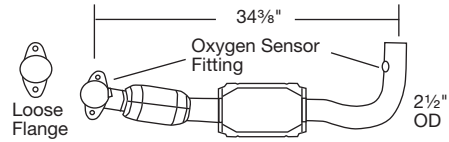
**54480**



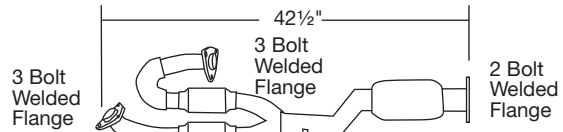
**54484**



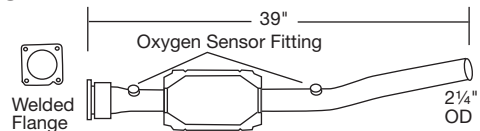
**54490**



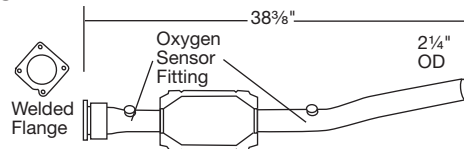
**54498**



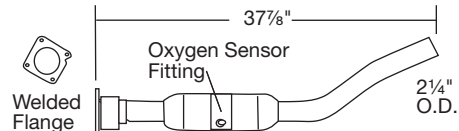
**54499**



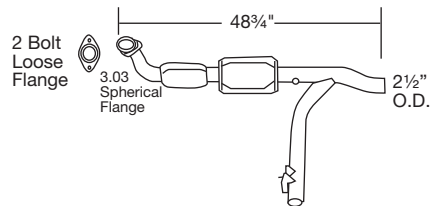
**54500**



**54506**

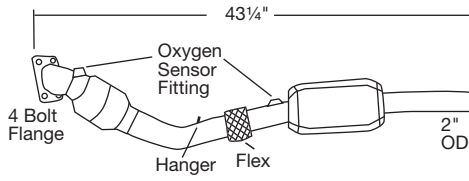


**54524**

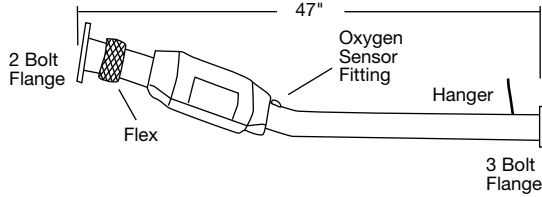


# DIRECT-FIT CONVERTERS - NUMERICAL LISTING

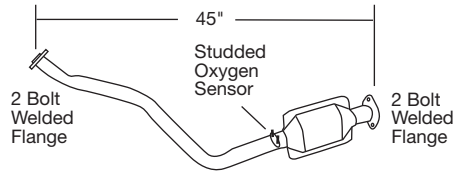
**54525**



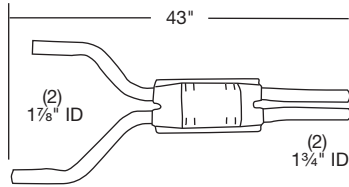
**54526**



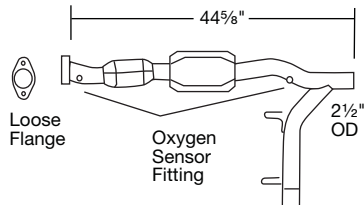
**54527**



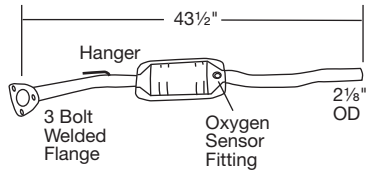
**54530**



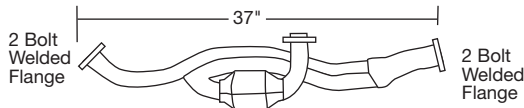
**54531**



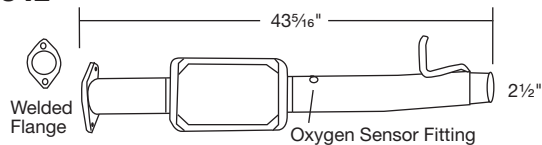
**54532**



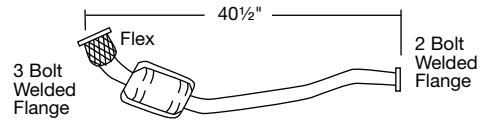
**54537**



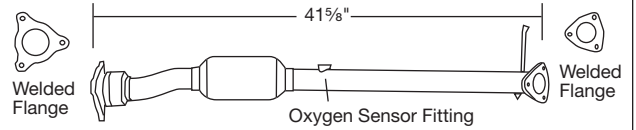
**54542**



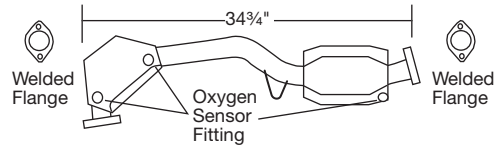
**54545**



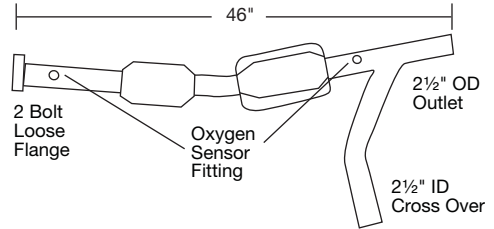
**54550**



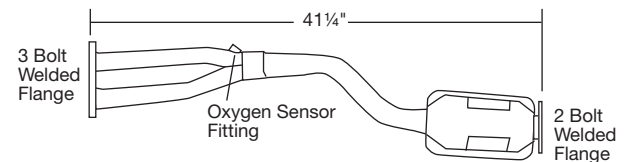
**54562**



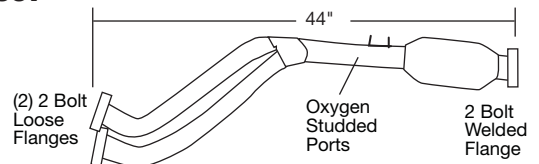
**54565**



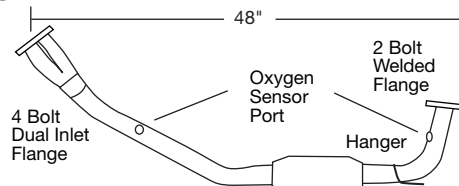
**54566**



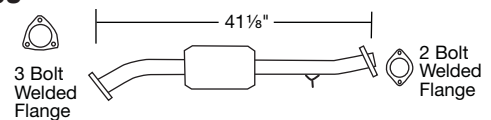
**54567**



**54568**



**54569**



GENERAL INFORMATION

PASSENGER CAR

LIGHT TRUCK

MUFFLER SPECS.

OPTIONAL MUFFLERS

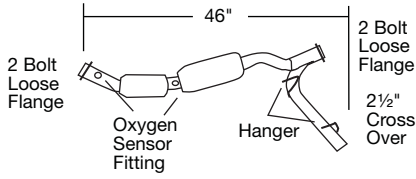
CONVERTER SPECS.

ACCESSORIES

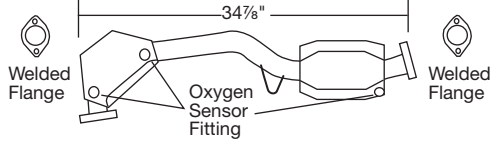
FOOTNOTES

# DIRECT-FIT CONVERTERS - NUMERICAL LISTING

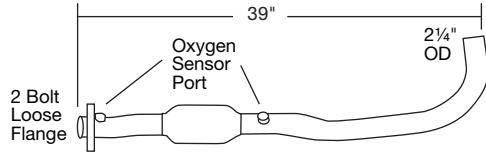
**54571**



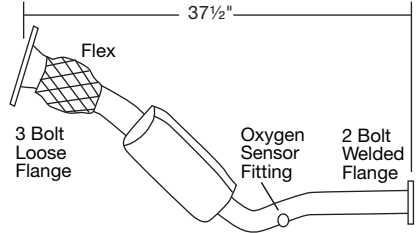
**54573**



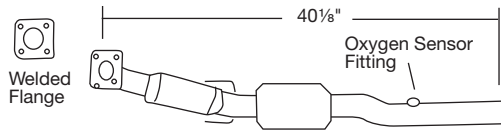
**54578**



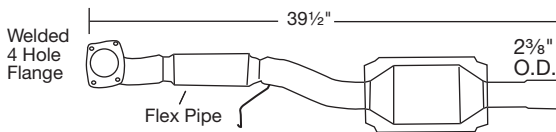
**54579**



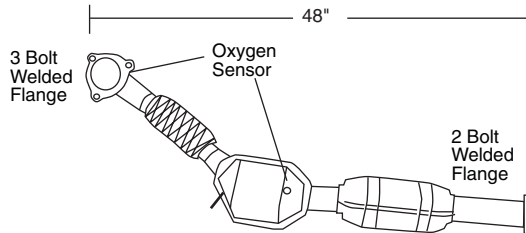
**54582**



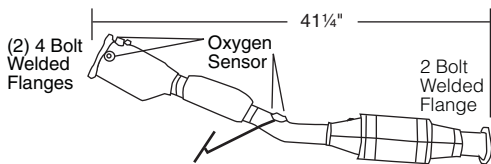
**54583**



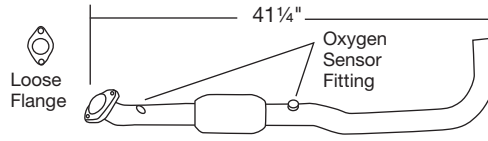
**54584**



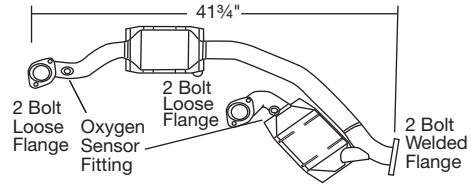
**54585**



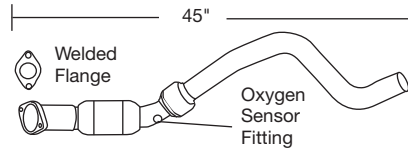
**54586**



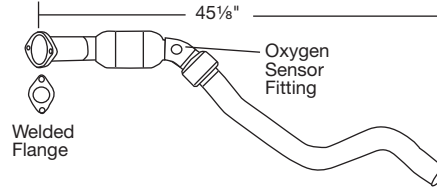
**54597**



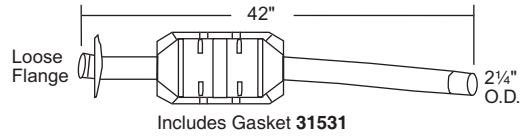
**54604**



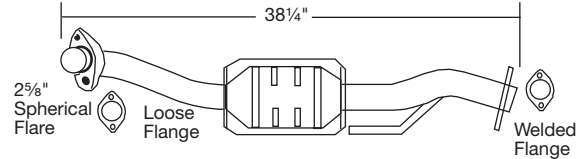
**54605**



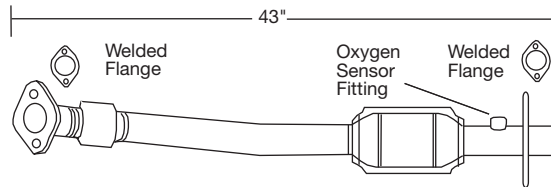
**54612**



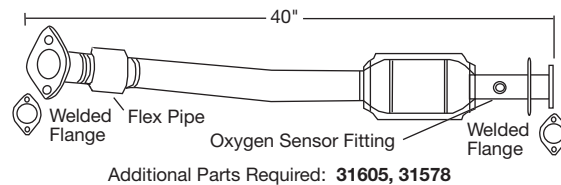
**54613**



**54626**

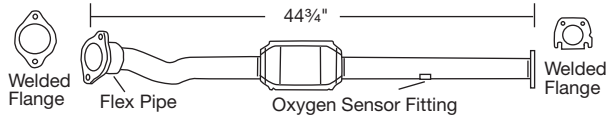


**54627**

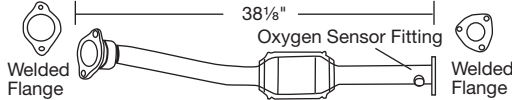


# DIRECT-FIT CONVERTERS - NUMERICAL LISTING

**54628**

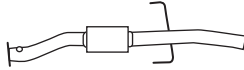


**54629**

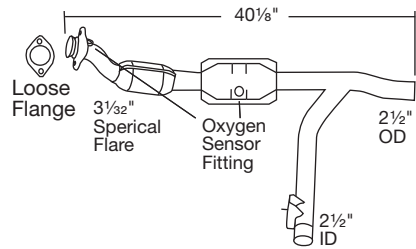


Additional Parts Required: **31602, 31369**

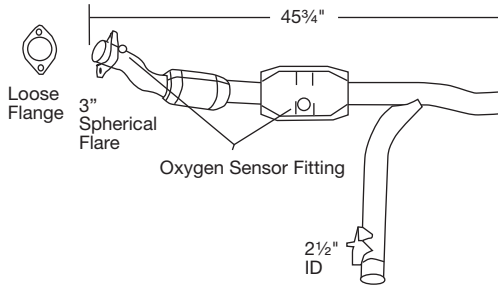
**54648**



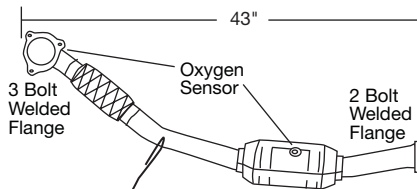
**54655**



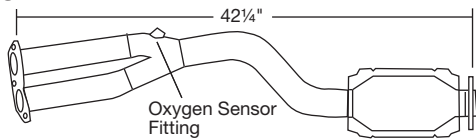
**54656**



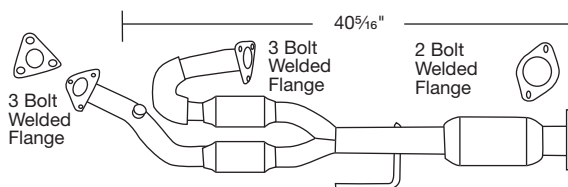
**54662**



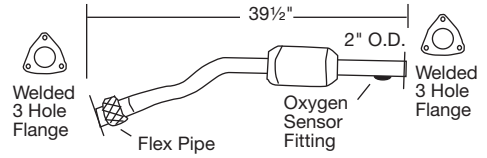
**54666**



**54686**

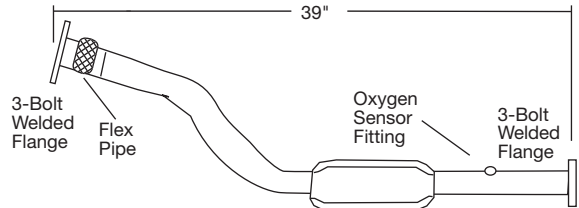


**54691**

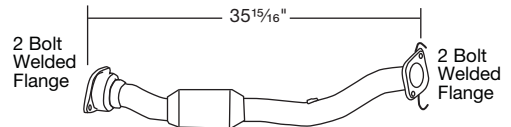


Gasket **31629** and **31369** required to complete installation.

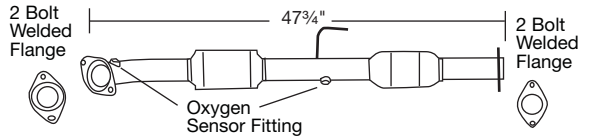
**54692**



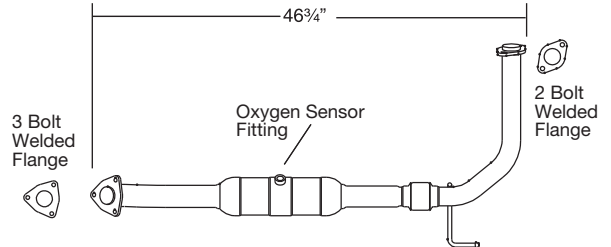
**54693**



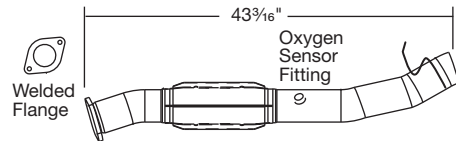
**54702**



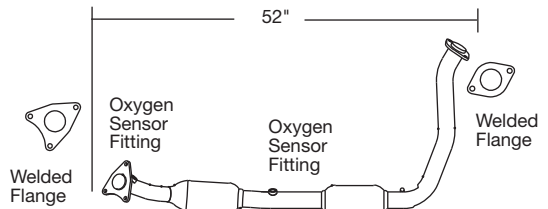
**54705**



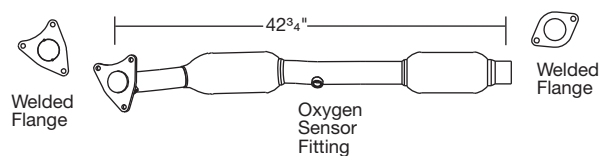
**54718**



**54722**



**54723**



GENERAL INFORMATION

PASSENGER CAR

LIGHT TRUCK

MUFFLER SPECS.

OPTIONAL MUFFLERS

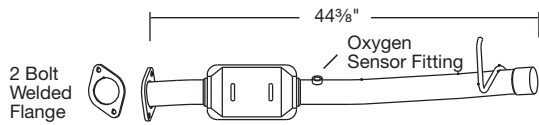
CONVERTER SPECS.

ACCESSORIES

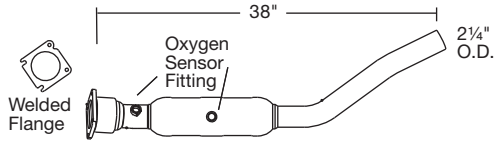
FOOTNOTES

# DIRECT-FIT CONVERTERS - NUMERICAL LISTING

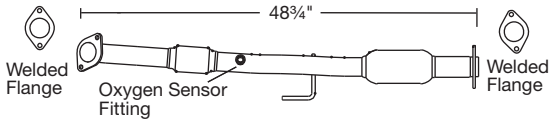
**54725**



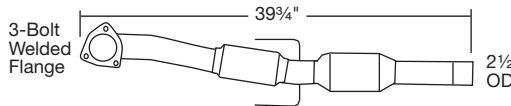
**54735**



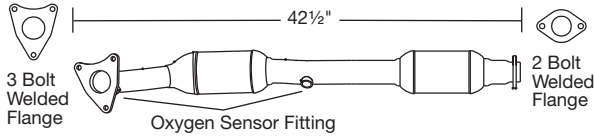
**54737**



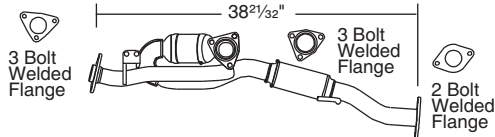
**54746**



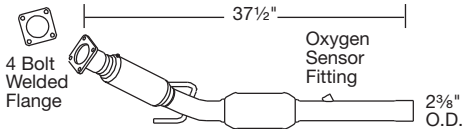
**54748**



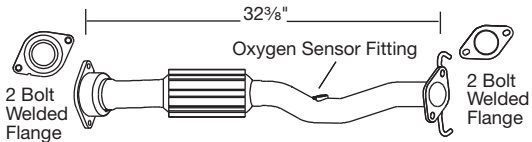
**54750**



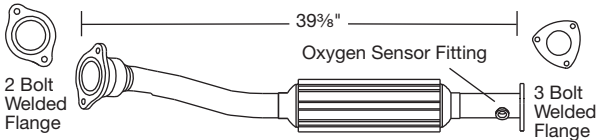
**54751**



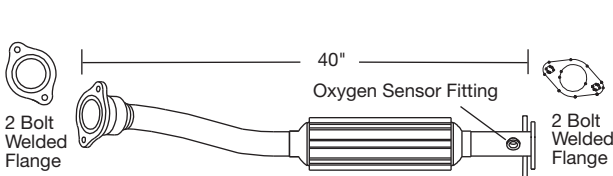
**54752**



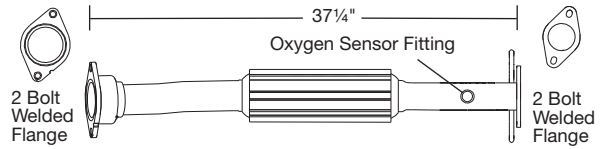
**54756**



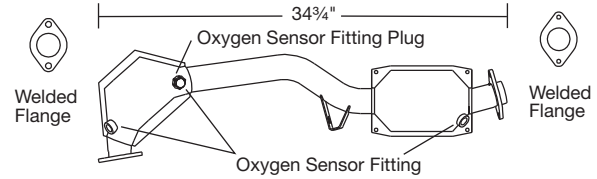
**54757**



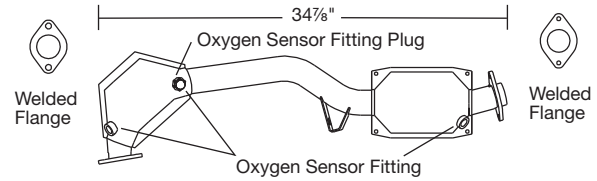
**54758**



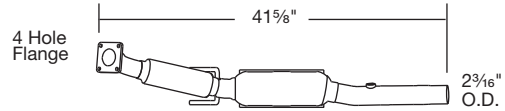
**54759**



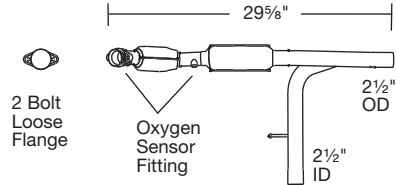
**54760**



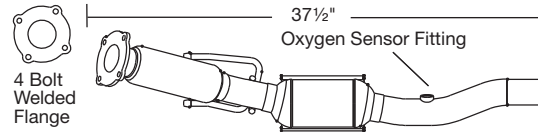
**54761**



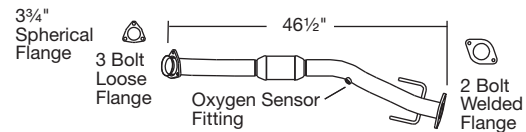
**54764**



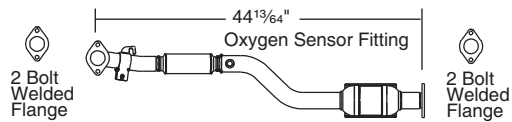
**54771**



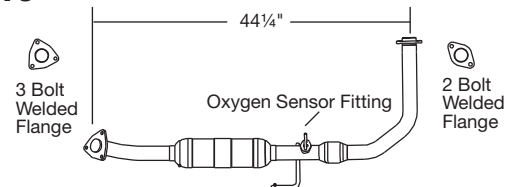
**54772**



**54774**

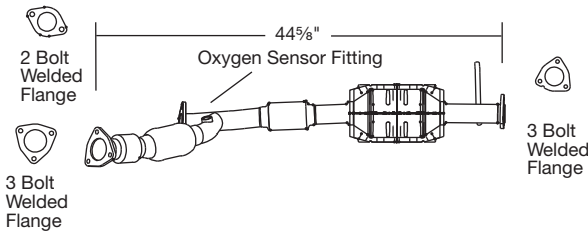


**54775**

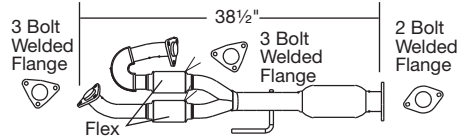


# DIRECT-FIT CONVERTERS - NUMERICAL LISTING

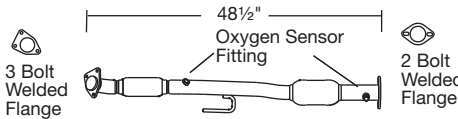
**54780**



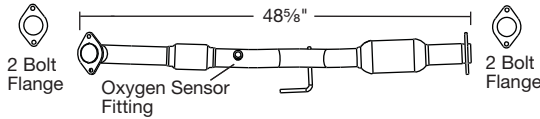
**54781**



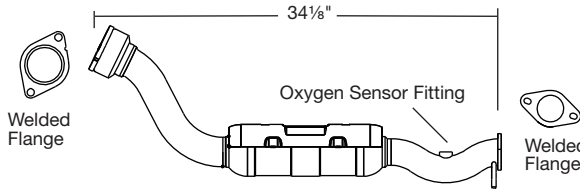
**54782**



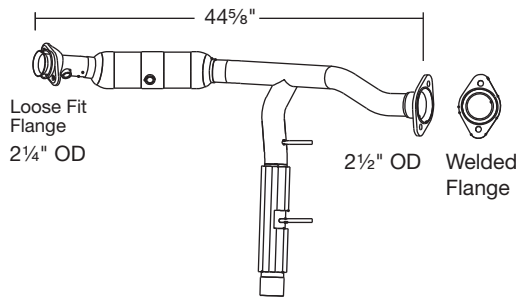
**54787**



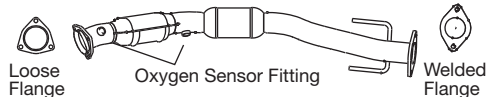
**54793**



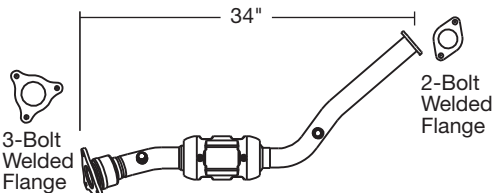
**54801**



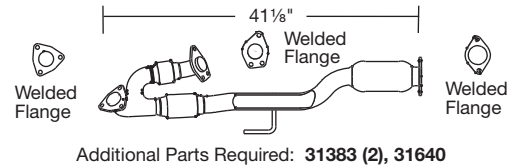
**54802**



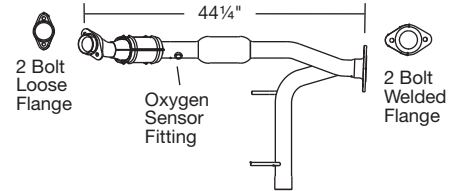
**54807**



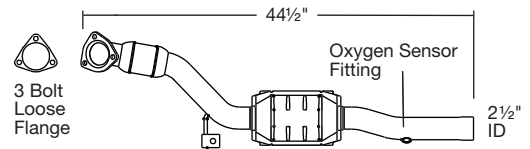
**54809**



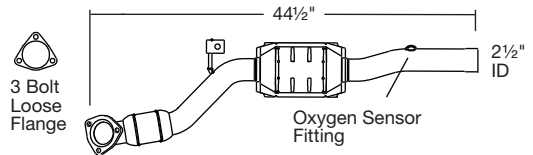
**54816**



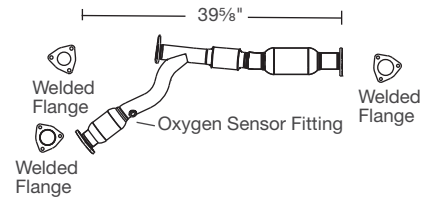
**54817**



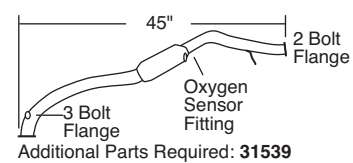
**54818**



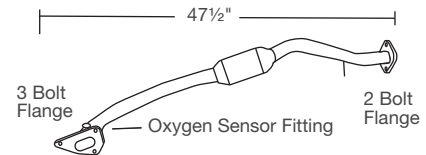
**54833**



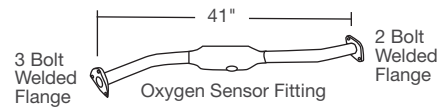
**54834**



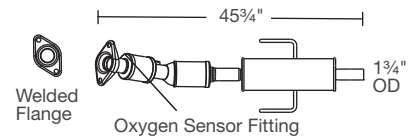
**54836**



**54841**



**54848**



GENERAL INFORMATION

PASSENGER CAR

LIGHT TRUCK

MUFFLER SPECS.

OPTIONAL MUFFLERS

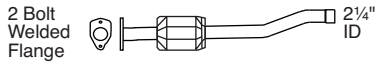
CONVERTER SPECS.

ACCESSORIES

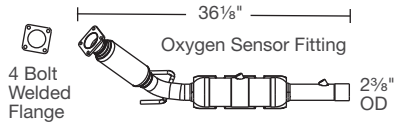
FOOTNOTES

# DIRECT-FIT CONVERTERS - NUMERICAL LISTING

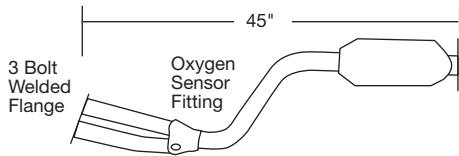
**54850**



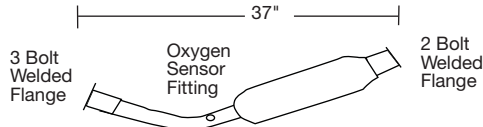
**54857**



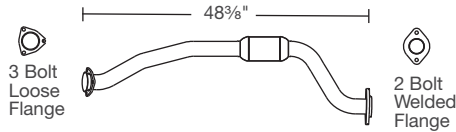
**54867**



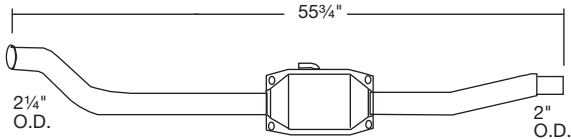
**54868**



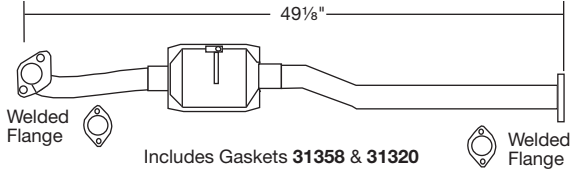
**54874**



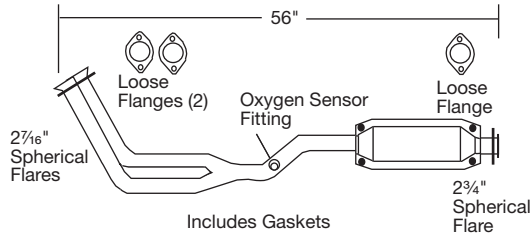
**55106**



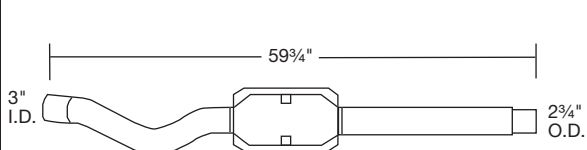
**55108**



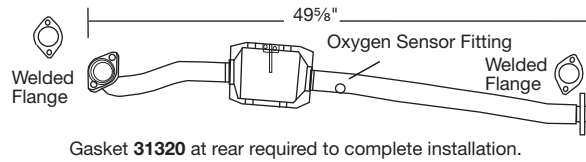
**55109**



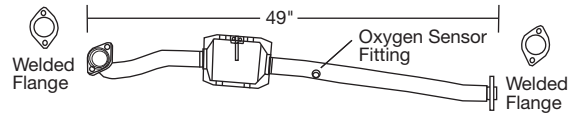
**55131**



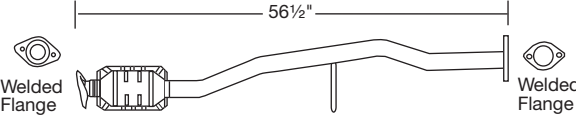
**55157**



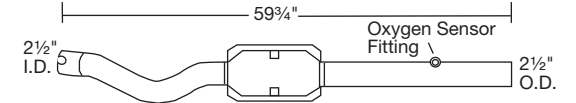
**55174**



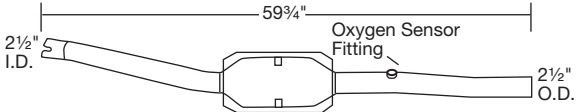
**55189**



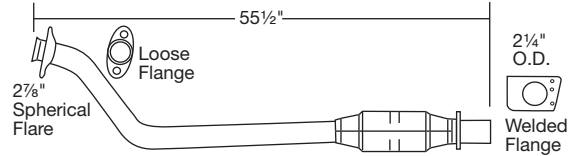
**55190**



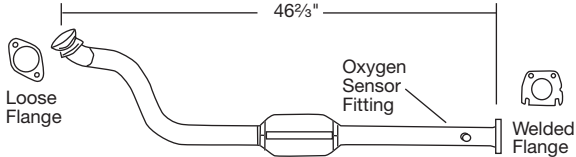
**55191**



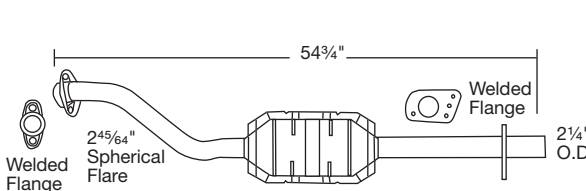
**55192**



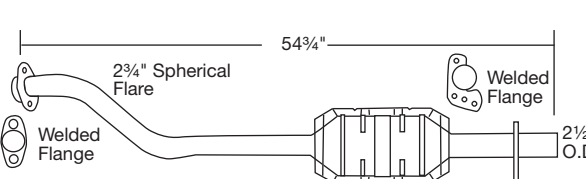
**55216**



**55220**



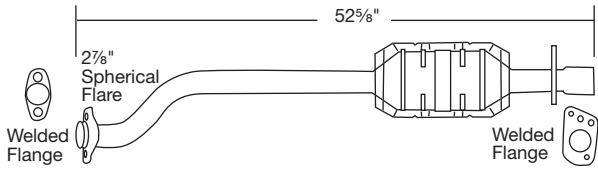
**55229**



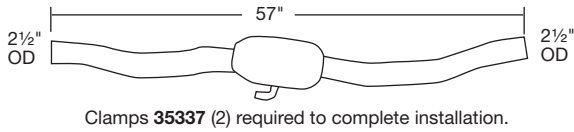


# DIRECT-FIT CONVERTERS - NUMERICAL LISTING

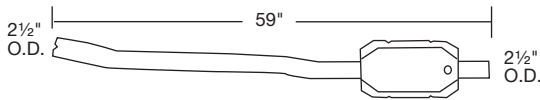
**55230**



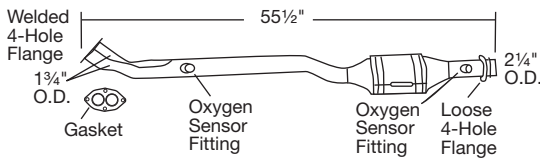
**55236**



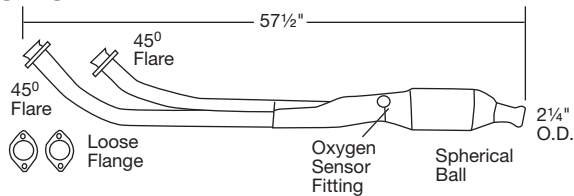
**55239**



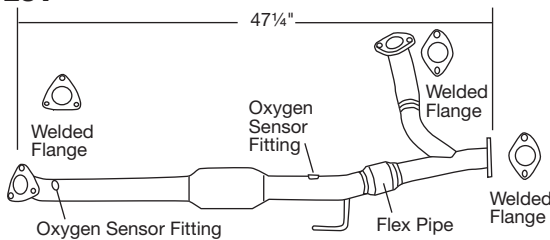
**55241**



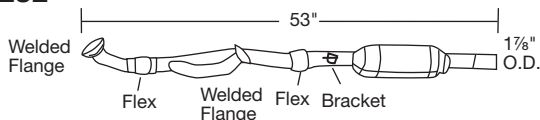
**55243**



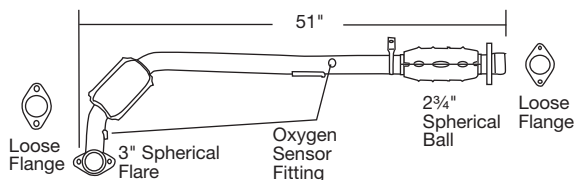
**55251**



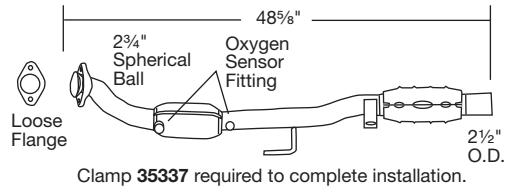
**55252**



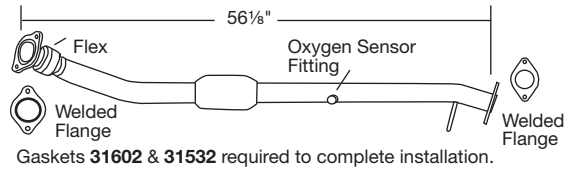
**55257**



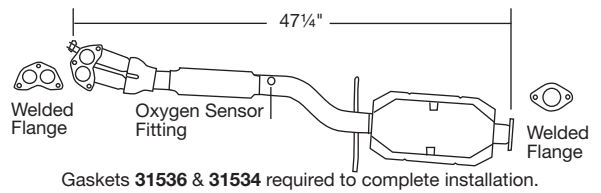
**55258**



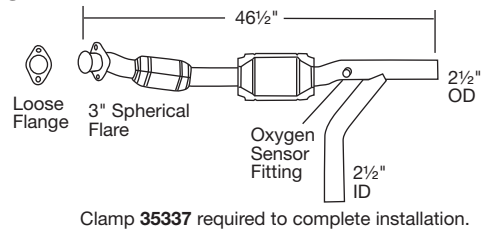
**55274**



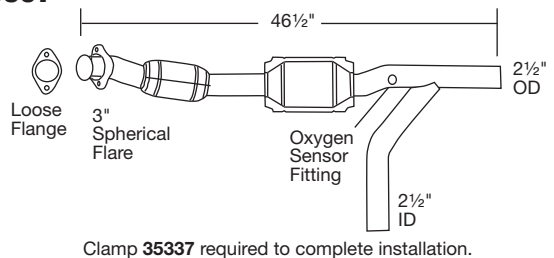
**55304**



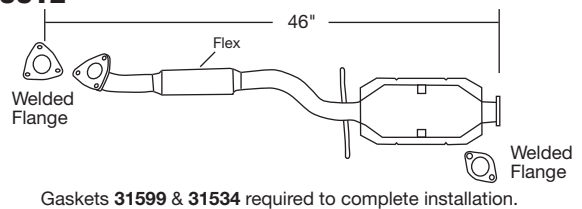
**55306**



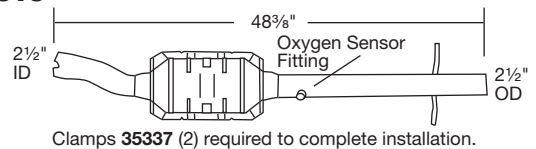
**55307**



**55312**



**55313**



GENERAL INFORMATION

PASSENGER CAR

LIGHT TRUCK

MUFFLER SPECS.

OPTIONAL MUFFLERS

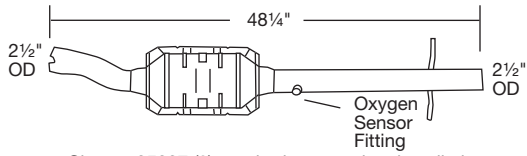
CONVERTER SPECS.

ACCESSORIES

FOOTNOTES

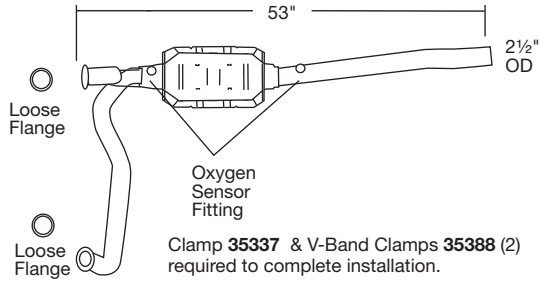
# DIRECT-FIT CONVERTERS - NUMERICAL LISTING

**55314**



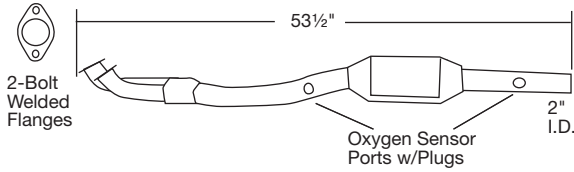
Clamps **35337** (2) required to complete installation.

**55317**

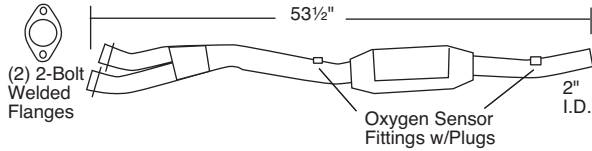


Clamp **35337** & V-Band Clamps **35388** (2) required to complete installation.

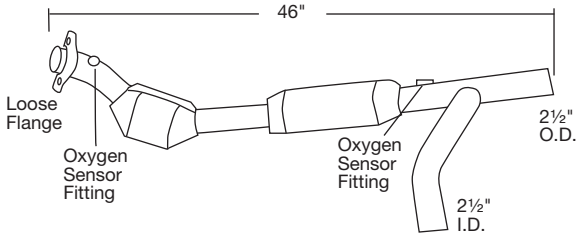
**55324**



**55325**

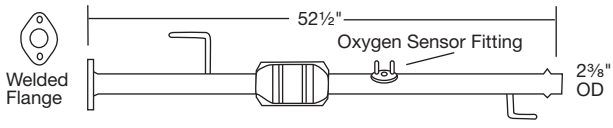


**55328**

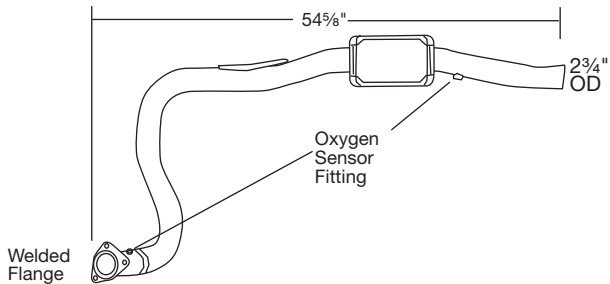


Clamp **35337** required to complete installation.

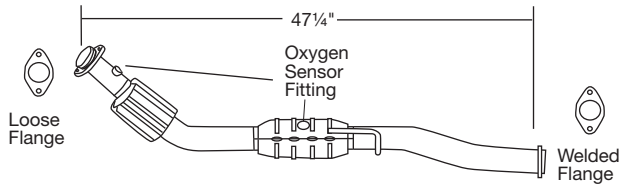
**55330**



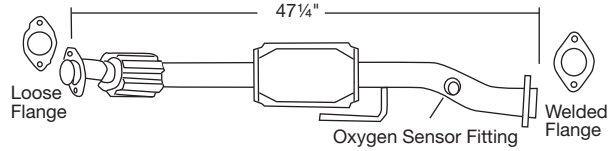
**55335**



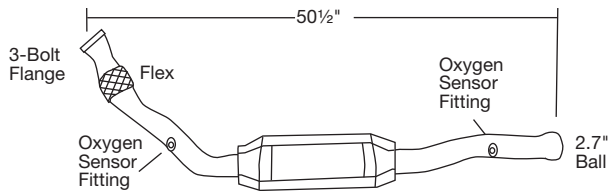
**55344**



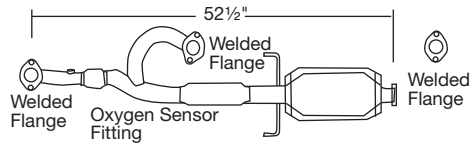
**55366**



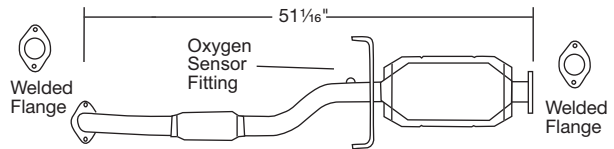
**55368**



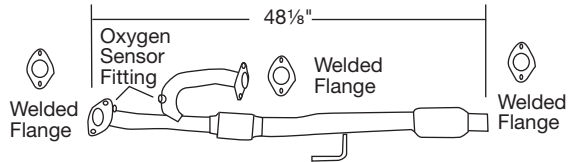
**55370**



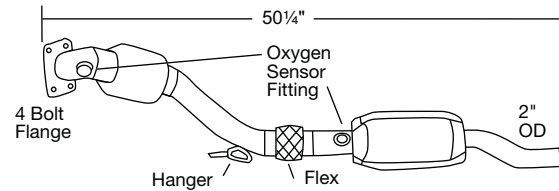
**55371**



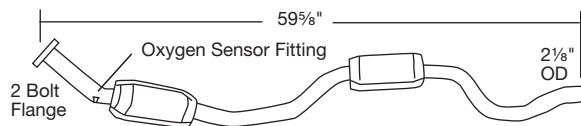
**55380**



**55388**

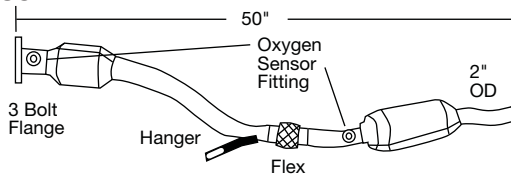


**55389**

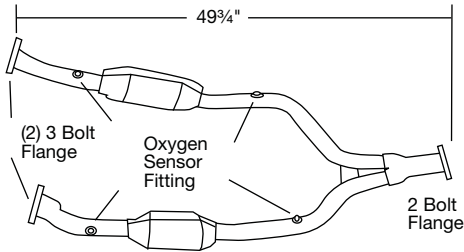


# DIRECT-FIT CONVERTERS - NUMERICAL LISTING

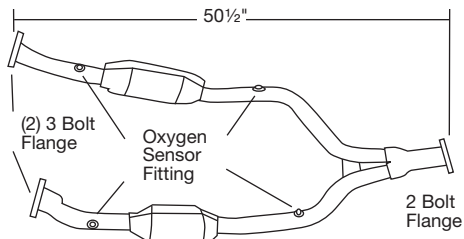
**55390**



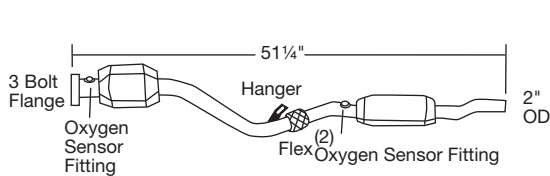
**55400**



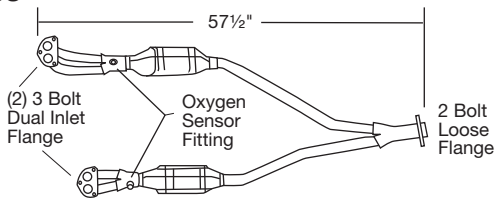
**55401**



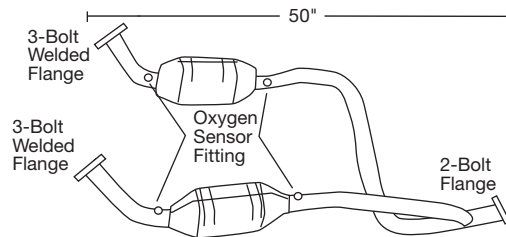
**55402**



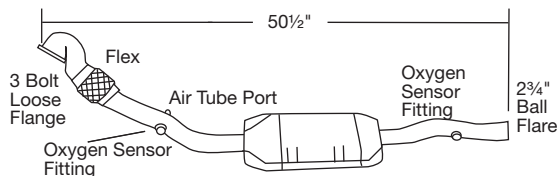
**55409**



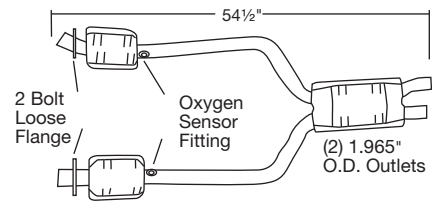
**55410**



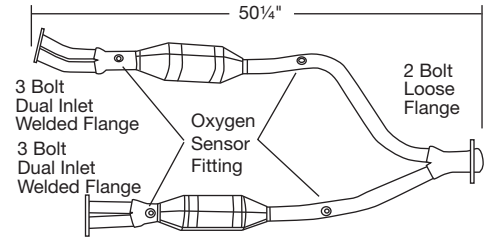
**55415**



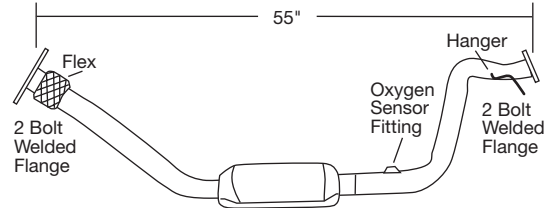
**55416**



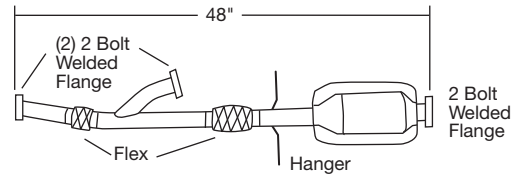
**55417**



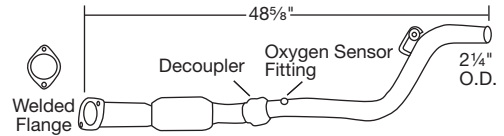
**55418**



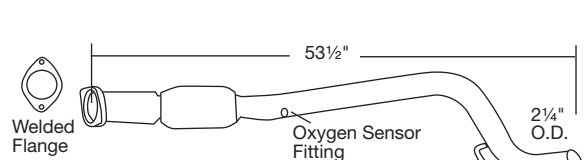
**55427**



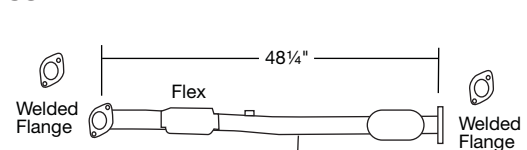
**55433**



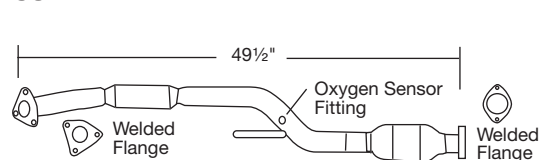
**55434**



**55435**



**55438**



GENERAL INFORMATION

PASSENGER CAR

LIGHT TRUCK

MUFFLER SPECS.

OPTIONAL MUFFLERS

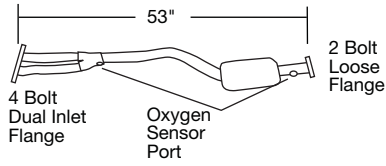
CONVERTER SPECS.

ACCESSORIES

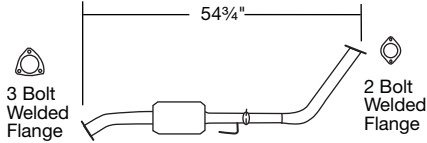
FOOTNOTES

# DIRECT-FIT CONVERTERS - NUMERICAL LISTING

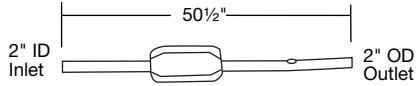
**55439**



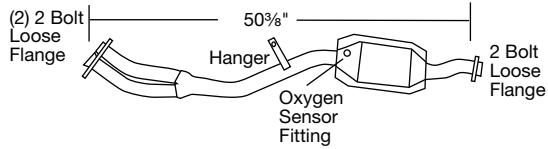
**55443**



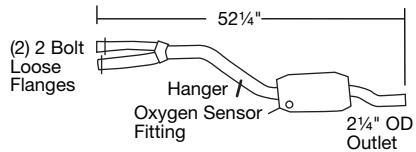
**55447**



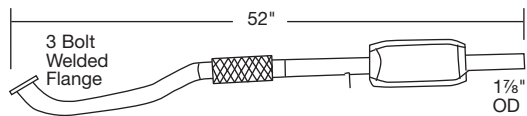
**55448**



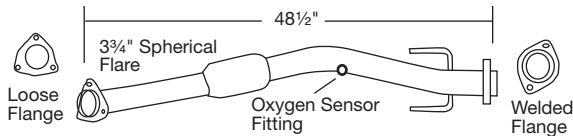
**55449**



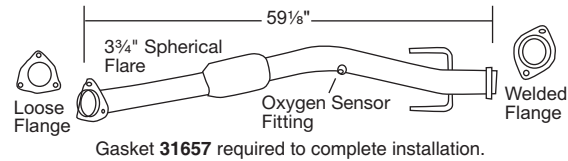
**55454**



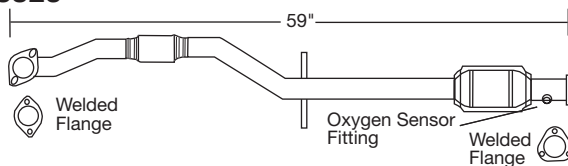
**55476**



**55477**

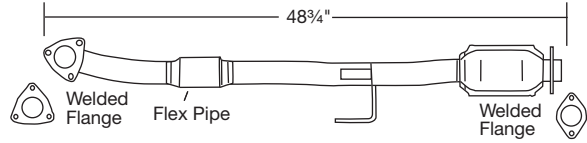


**55526**

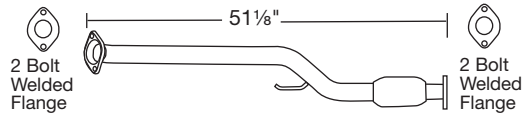


Additional Parts Required: **31643, 31369**

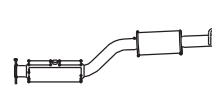
**55527**



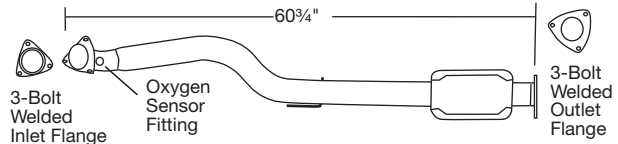
**55528**



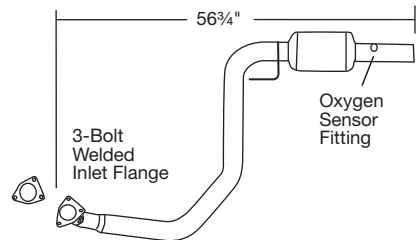
**55531**



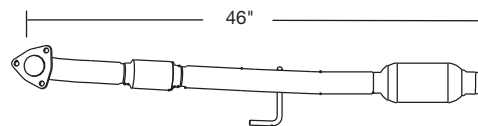
**55533**



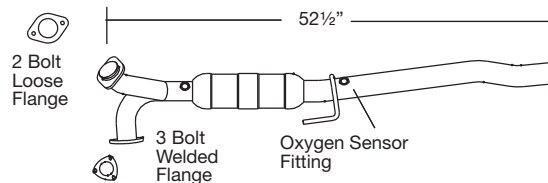
**55534**



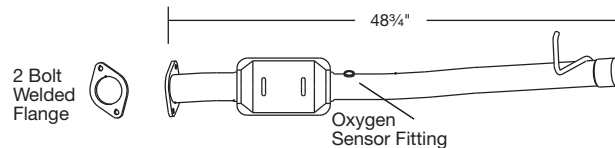
**55537**



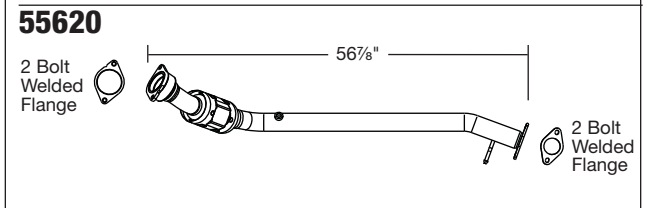
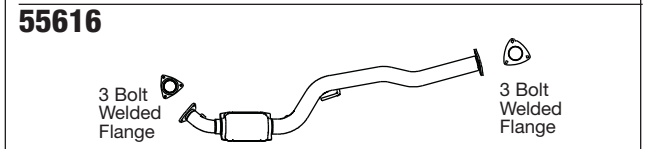
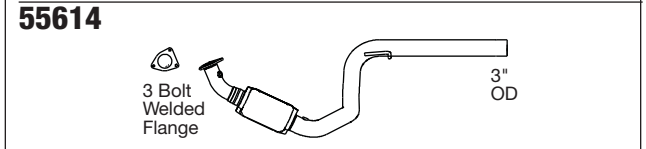
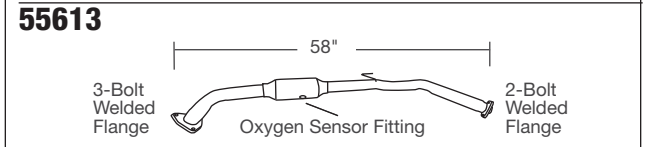
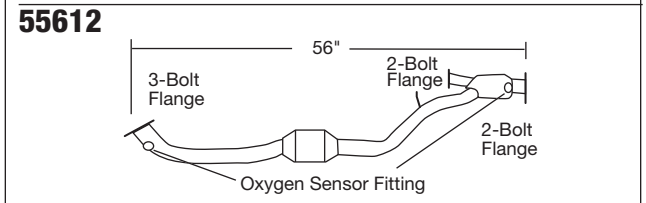
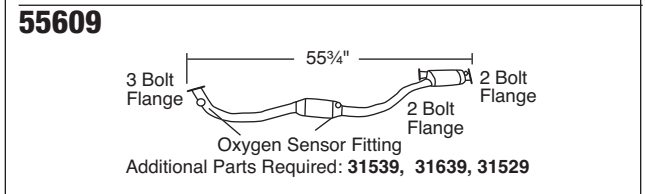
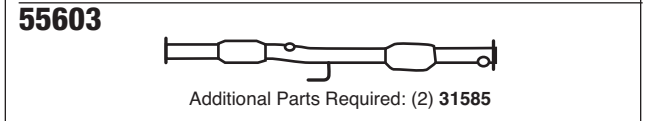
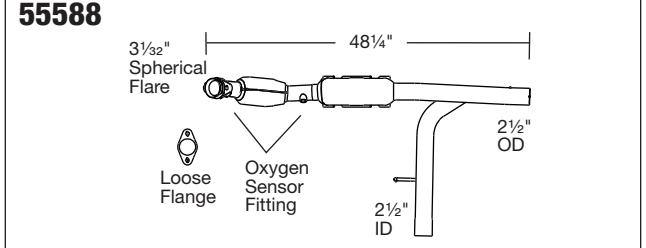
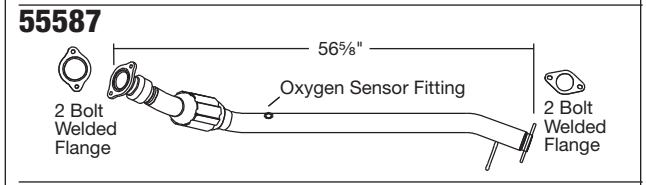
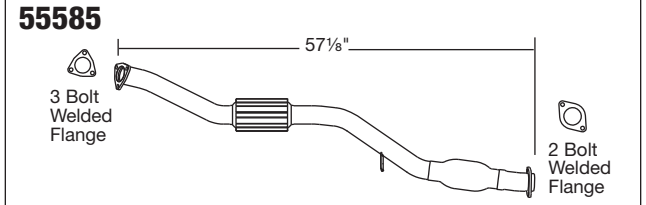
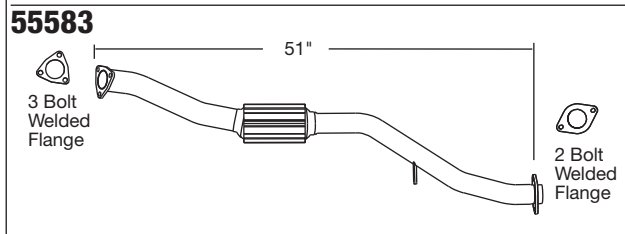
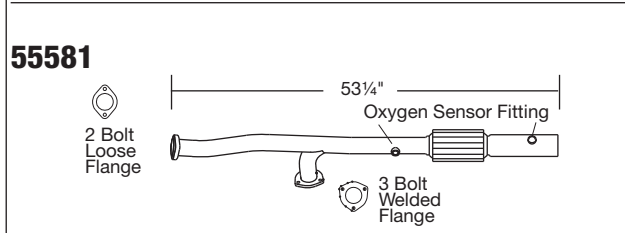
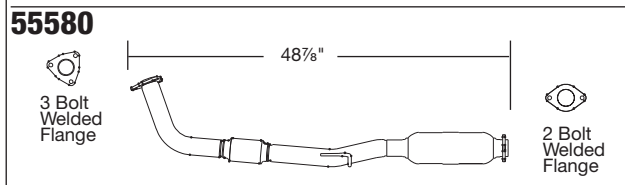
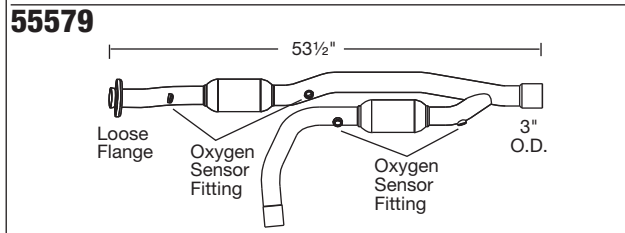
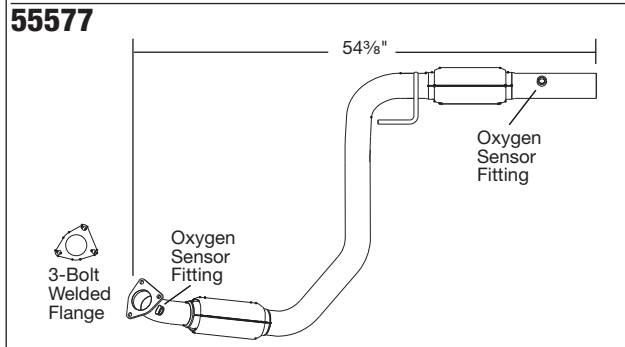
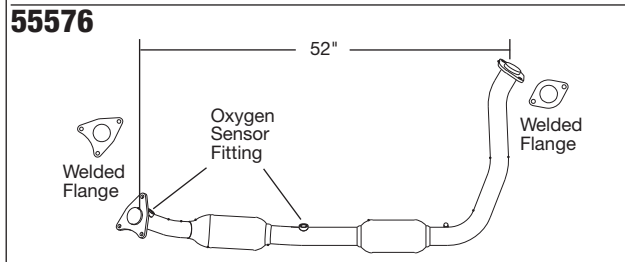
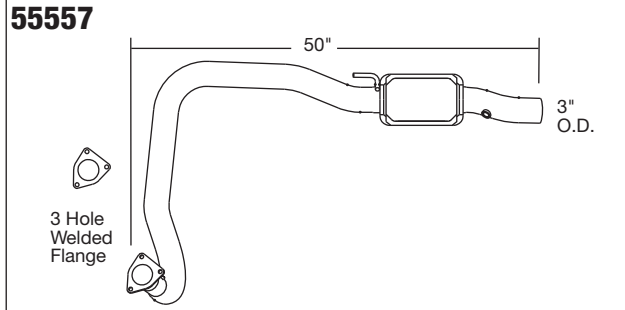
**55543**



**55551**



# DIRECT-FIT CONVERTERS - NUMERICAL LISTING



GENERAL INFORMATION

PASSENGER CAR

LIGHT TRUCK

MUFFLER SPECS.

OPTIONAL MUFFLERS

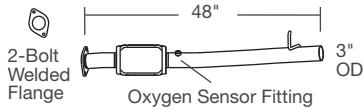
CONVERTER SPECS.

ACCESSORIES

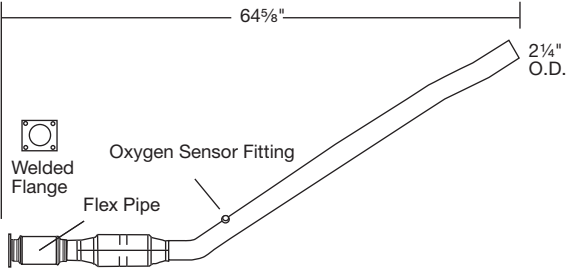
FOOTNOTES

# DIRECT-FIT CONVERTERS - NUMERICAL LISTING

**55622**

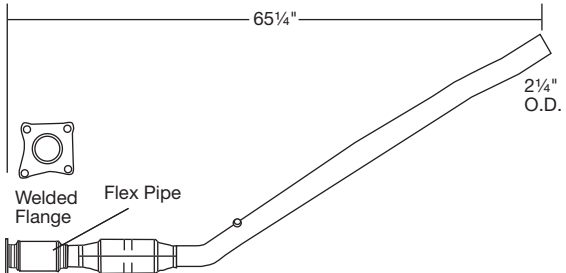


**56013**



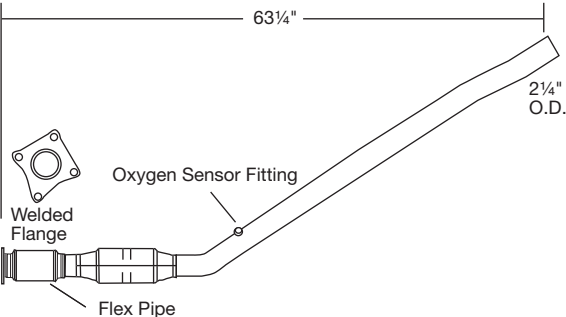
Gasket **31597** required to complete installation.

**56021**



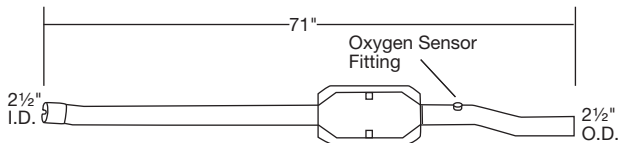
Gasket **31597** required to complete installation.

**56022**

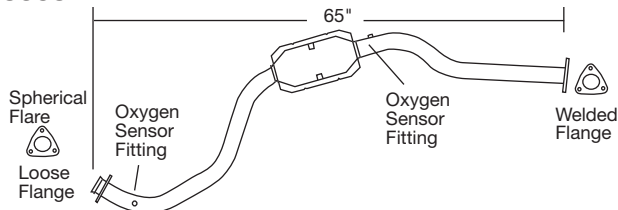


Gasket **31608** required to complete installation.

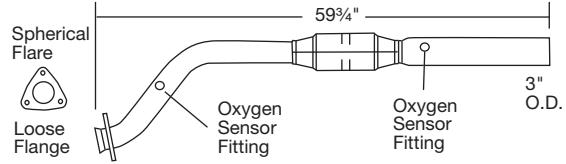
**56024**



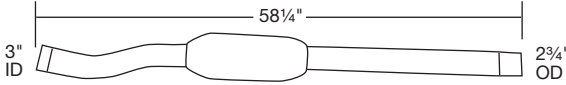
**56057**



**56058**

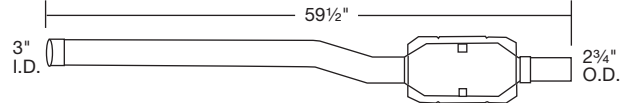


**56059**

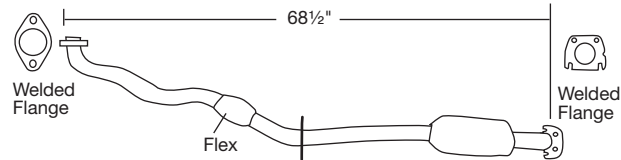


Clamps **35794** & **35793** required to complete installation.

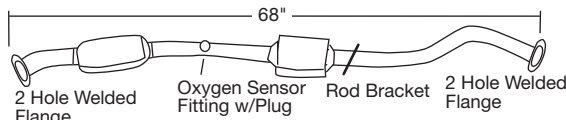
**56060**



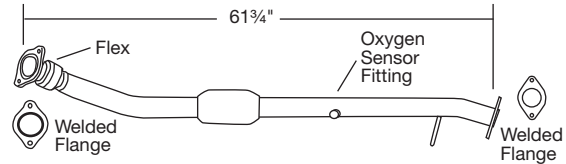
**56061**



**56062**

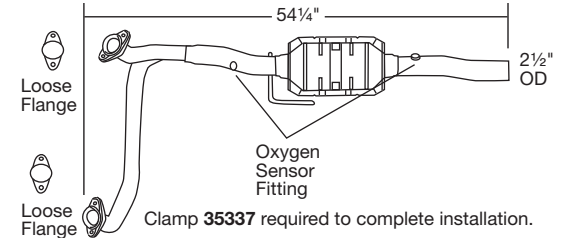


**56077**



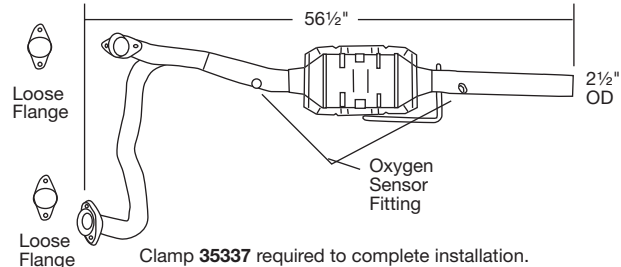
Gaskets **31602** & **31532** required to complete installation.

**56084**



Clamp **35337** required to complete installation.

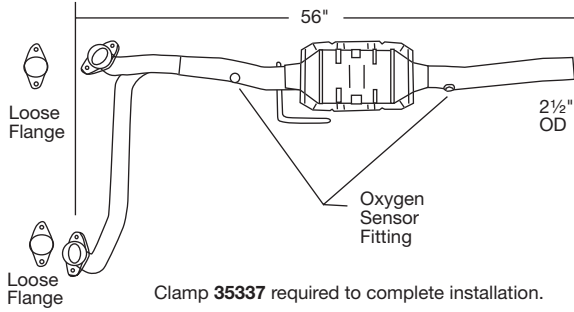
**56086**



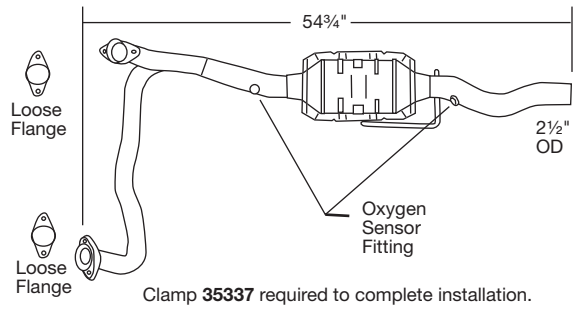
Clamp **35337** required to complete installation.

# DIRECT-FIT CONVERTERS - NUMERICAL LISTING

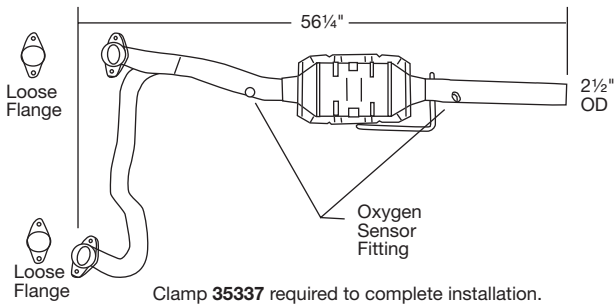
**56087**



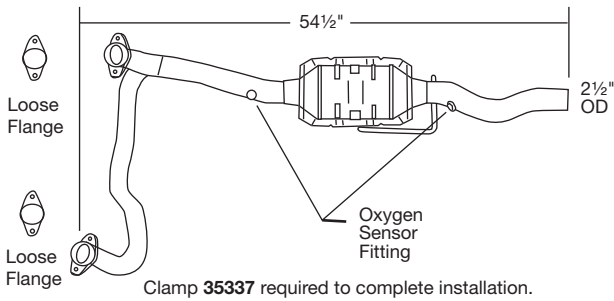
**56090**



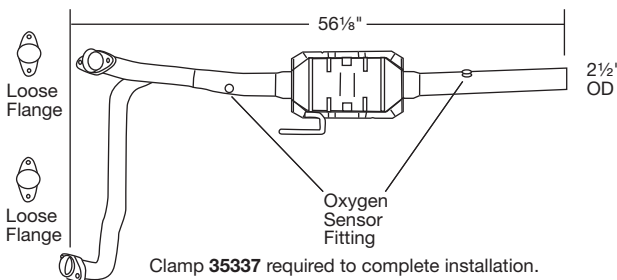
**56091**



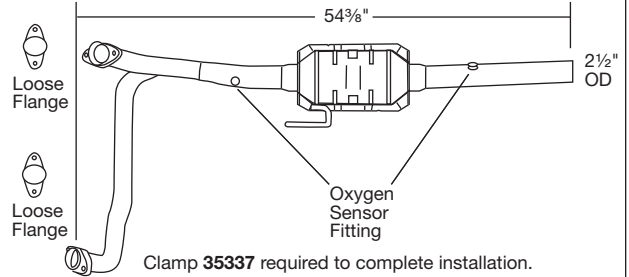
**56092**



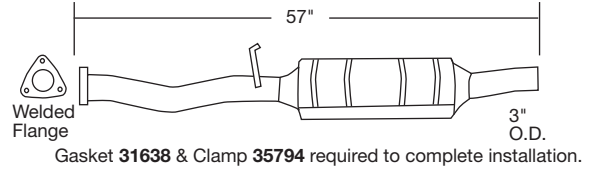
**56094**



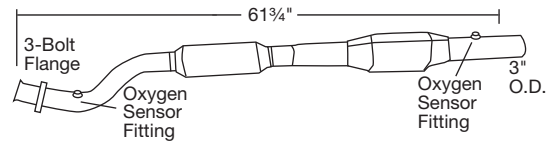
**56095**



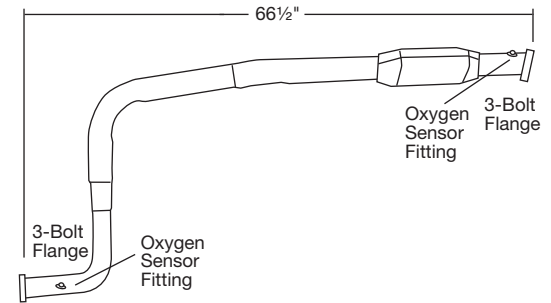
**56102**



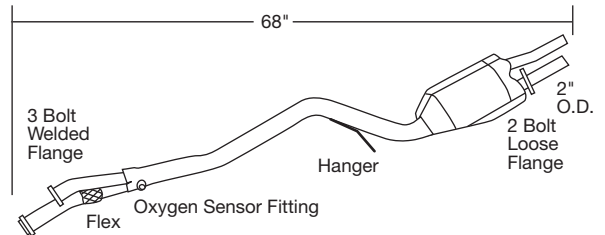
**56131**



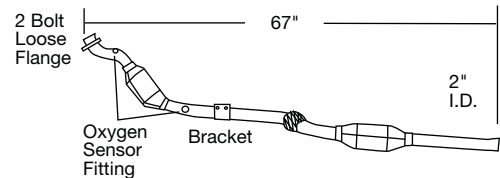
**56132**



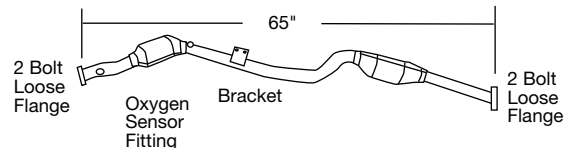
**56153**



**56175**



**56176**



GENERAL INFORMATION

PASSENGER CAR

LIGHT TRUCK

MUFFLER SPECS.

OPTIONAL MUFFLERS

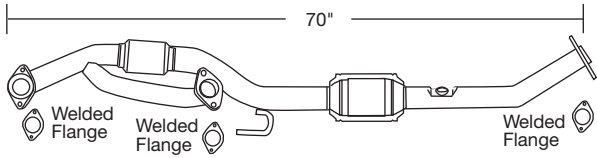
CONVERTER SPECS.

ACCESSORIES

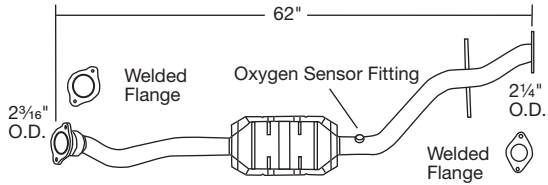
FOOTNOTES

# DIRECT-FIT CONVERTERS - NUMERICAL LISTING

**56187**

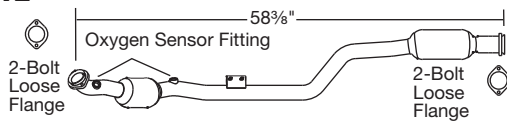


**56203**

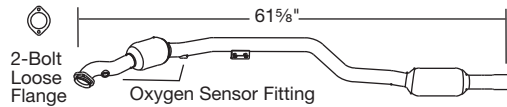


Gaskets 31602 & 31532 required to complete installation.

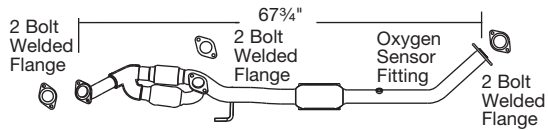
**56212**



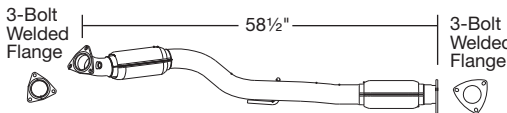
**56213**



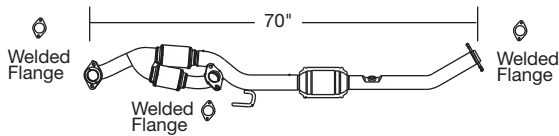
**56215**



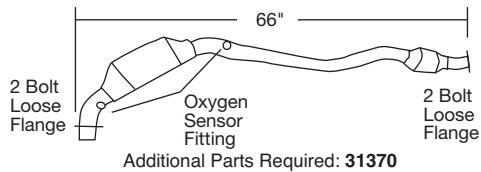
**56220**



**56224**

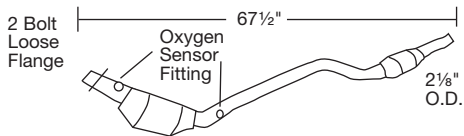


**56240**



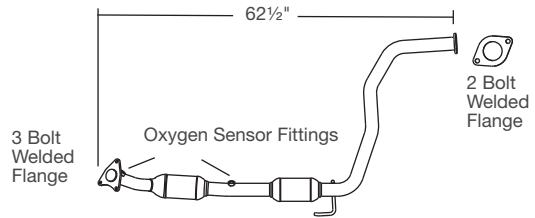
Additional Parts Required: 31370

**56241**

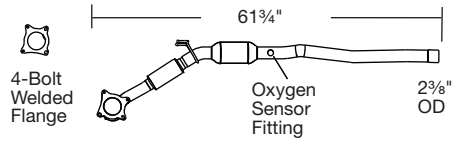


Additional Parts Required: 31884

**56250**



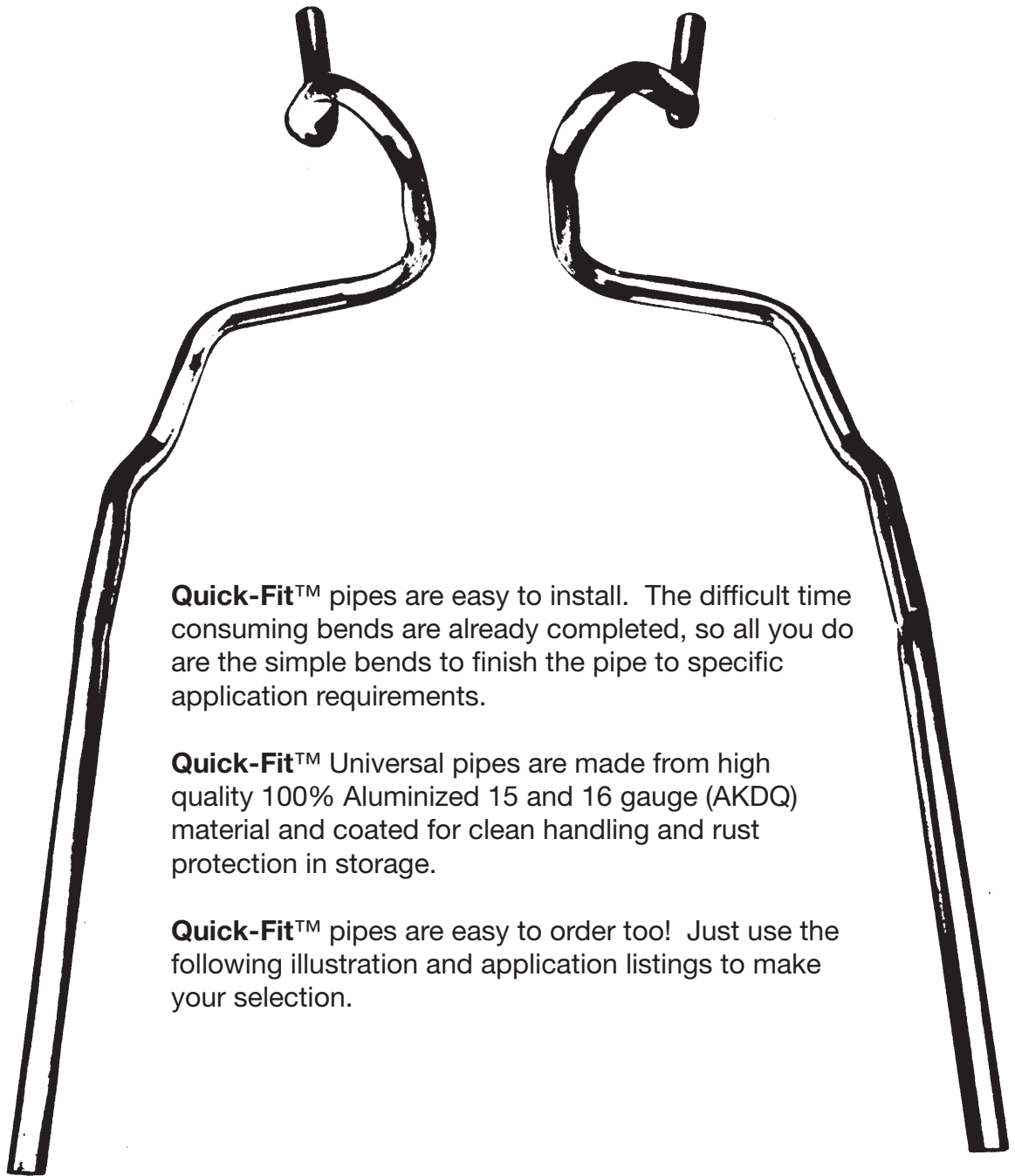
**56255**





# QUICK-FIT

Universal tail & intermediate pipes are specifically designed to maximize today's exhaust professional's profits.



**Quick-Fit™** pipes are easy to install. The difficult time consuming bends are already completed, so all you do are the simple bends to finish the pipe to specific application requirements.

**Quick-Fit™** Universal pipes are made from high quality 100% Aluminized 15 and 16 gauge (AKDQ) material and coated for clean handling and rust protection in storage.

**Quick-Fit™** pipes are easy to order too! Just use the following illustration and application listings to make your selection.

# QUICK-FIT APPLICATION LISTINGS

Make/Model	Years	Size	Part Number
<b>CHEV/GMC</b>			
1500 Pickup, LH	11-09	8	68010
1500 Pickup, RH	11-09	8	67056
C/K 15/25/35, RH	93-88		65007
C/K 15/25/35, RH	93-88		65021
C/K Pickup & SUV	99-88	8	66058
C/K Pickup, LH 2½"	08-99	8	67051
C/K Pickup, LH 2½"	02-87	8	69101
C/K Pickup, LH 2½"	98-95	8	65078
C/K Pickup, LH 2¼"	08-99	8	67049
C/K Pickup, LH 2¼"	02-87	8	69100
C/K Pickup, RH 2½"	02-87	8	68008
C/K Pickup, RH 2½"	98-95	8	65071
C/K Pickup, RH 2¼"	08-99	8	67050
C/K Pickup, RH 2¼"	08-99	8	67052
C/K Pickup, RH 2¼"	02-87	8	68007
Van G20/25	90-88		65001
<b>DODGE</b>			
Dakota Pickup, LH	08-04	8	66054
Dakota Pickup, LH	03-00	8	66056
Dakota Pickup, LH	96-87	8	66060
Dakota Pickup, RH	08-04	8	66055
Dakota Pickup, RH	03-00	8	66057
Dakota Pickup, RH	96-87	8	66061
Ram 1500, LH	08-06	8	67045
Ram 1500, RH	08-06	8	67046
Ram Pickup(under 8800 GVW), LH 2½"	05-02		67039
Ram Pickup(under 8800 GVW), LH 2½"	05-02		67042
Ram Pickup(under 8800 GVW), LH 2¼"	05-02		67038
Ram Pickup(under 8800 GVW), LH 2¼"	05-02		67040
Ram Pickup, LH	96-94		68005
Ram Pickup, LH 2½"	04-87	8	69101
Ram Pickup, LH 2¼"	04-87	8	69100
Ram Pickup, RH	96-94		68006
Ram Pickup, RH 2½"	04-87	8	68008
Ram Pickup, RH 2¼"	04-87	8	68007

Make/Model	Years	Size	Part Number
<b>FORD</b>			
Crown Victoria, LH	09-03	8	66051
Crown Victoria, LH	97-90		66038
Crown Victoria, RH	09-03	8	66053
Crown Victoria, RH	97-90		66003
E-Series Van	95-87		67012
F-150 Pickup, LH	10-09	8	68010
F-150 Pickup, LH	08-04	6-8	67047
F-150 Pickup, RH	10-09	8	67056
F-150 Pickup, RH	08-04	6-8	67048
F-150 Pickup, RH	94-88		67018
F-Series Pickup	95-87		66034
F-Series Pickup, LH 2½"	02-87	8	69101
F-Series Pickup, LH 2¼"	02-87	8	69100
F-Series Pickup, RH 2½"	02-87	8	68008
F-Series Pickup, RH 2¼"	02-87	8	68007
Full Size	91-79		60000
Full Size , RH	89-79		66026
LTD Crown Victoria, LH	88-87		66052
LTD Crown Victoria, RH	88-87		66050
LTD, LH	86-80		66052
LTD, RH	86-80		66050
Mustang, LH	04-84		65069
Mustang, RH	04-84		65070
Ranger, 108, 125"WB	92-82		65014
Ranger, 114"WB	92-82		65013
Ranger, LH	00-93	6	67053
Ranger, RH	00-93	6	66059
Tempo	94-84		68003
<b>GENERAL MOTORS</b>			
Camaro/Firebird	92-82		66025
Century/Celebrity/Ciera/6000	92-82		66018
Chev/GMC C/K Truck	95-88		63013
Full Size (Exc. Sta. Wag), LH	90-77		65028
Full Size (Exc. Sta. Wag), RH	90-77		66006
Full Size Truck, RH	96-88		66039
J, N Body Card	91-84		66030
Mid Size, LH	77-73		66007
Mid Size, LH	72-64		65028

# QUICK-FIT APPLICATION LISTINGS

Make/Model	Years	Size	Part Number
<b>GENERAL MOTORS (Cont.)</b>			
Mid Size, RH	90-77		66006
Mid Size, RH	77-73		66005
Truck Bumper Outlet, LH 2¼"	95-88		67014
<b>JEEP</b>			
Cherokee, Wagoneer	91-86		65020
<b>LINCOLN</b>			
Continental, LH	83-82		66052
Continental, RH	83-82		66050
Full Size	91-79		60000
Full Size , RH	89-79		66026
Mark VI, LH	81-80		66052
Mark VI, RH	81-80		66050
Town Car, LH	97-90		66038
Town Car, LH	88-82		66052
Town Car, RH	97-90		66003
Town Car, RH	88-82		66050
<b>MERCURY</b>			
Full Size	91-79		60000
Full Size , RH	89-79		66026
Grand Marquis, LH	09-03	8	66051

Make/Model	Years	Size	Part Number
<b>MERCURY (Cont.)</b>			
Grand Marquis, LH	97-90		66038
Grand Marquis, LH	88-80		66052
Grand Marquis, RH	09-03	8	66053
Grand Marquis, RH	97-90		66003
Grand Marquis, RH	88-80		66050
Topaz	94-84		68003
<b>NISSAN</b>			
Titan, 140" WB – LH	08-07		65075
Titan, 140" WB – RH	08-07		65077
Titan, 160" WB – LH	08-07		66047
Titan, 160" WB – RH	08-07		66049
Titan, LH	06-4	8	67054
Titan, RH	06-4	8	67043
<b>TOYOTA</b>			
Pickup	94-84		64507
Tundra, LH	10-07	8	67055
Tundra, LH	06-00		67044
Tundra, RH	10-07	8	68009
Tundra, RH	06-00		67041

GENERAL INFORMATION

PASSENGER CAR

LIGHT TRUCK

MUFFLER SPECS.

OPTIONAL MUFFLERS

CONVERTER SPECS.

ACCESSORIES

FOOTNOTES

# TAIL PIPES

## CHRYSLER/DODGE/PLYMOUTH

<p><b>2008-04 Dodge Dakota 131" W.B.</b></p> <p>2 1/2" OD 2 1/2" OD</p> <p>66054 (L.H.)      66055 (R.H.)</p>	<p><b>2002-00 Dodge Dakota w/2.5L 2003-00 Dodge Dakota w/3.9L, 4.7L, 5.9L</b></p> <p>2 1/2" OD 2 1/2" OD</p> <p>66056 (L.H.)      66057 (R.H.)</p>
<p><b>1996-87 Dodge Dakota</b></p> <p>2 1/4" OD 2 1/4" OD</p> <p>66060 (L.H.)      66061 (R.H.)</p>	
<p><b>2005-04 Dodge Ram 1500 120" W.B. 2003-02 Dodge Ram 1500 Pickup 120" W.B.</b></p> <p>2 1/4" OD 2 1/4" OD</p> <p>67038 (L.H.)      67040 (R.H.)</p>	<p><b>2005-04 Dodge Ram 1500 120" W.B. 2003-02 Dodge Ram 1500 Pickup 120" W.B.</b></p> <p>2 1/2" OD 2 1/2" OD</p> <p>67039 (L.H.)      67042 (R.H.)</p>
<p><b>2008-06 Dodge Ram 1500</b></p> <p>2 1/2" OD 2 1/2" OD</p> <p>67045 (L.H.)      67046 (R.H.)</p>	
<p><b>1996-94 Ram Pickup</b></p> <p>2 1/2" OD 2 1/2" OD</p> <p>68005 (L.H.)      68006 (R.H.)</p>	

L.H. Left Hand  
R.H. Right Hand

# TAIL PIPES

## CHRYSLER/DODGE/PLYMOUTH (Cont.)

<p><b>2004-87 Dodge Ram Pickup</b></p> <p>2 1/4" OD (L.H.)      2 1/4" OD (R.H.)</p> <p>69100 (L.H.)      68007 (R.H.)</p>		<p><b>2004-87 Dodge Ram Pick-Up</b></p> <p>2 1/2" OD (L.H.)      2 1/2" OD (R.H.)</p> <p>69101 (L.H.)      68008 (R.H.)</p>	
--	--	---	--

## FORD/LINCOLN/MERCURY

<p><b>1992-82 Ranger 114" W.B.</b></p> <p>2" ID      2" OD</p> <p>65013</p>	<p><b>1992-82 Ranger 108", 125" W.B.</b></p> <p>2" ID      2" OD</p> <p>65014</p>
---	---

<p><b>2004-96 Ford Mustang w/4.6L</b> <b>1995-84 Ford Mustang w/5.0L</b></p> <p>2 1/4" OD (L.H.)      2 1/4" OD (R.H.)</p> <p>65069 (L.H.)      65070 (R.H.)</p>	
--	--

<p><b>1989-79 Full Size</b></p> <p>2" OD      2" OD</p> <p>66026 (R.H.)</p>
---

<p><b>1995-87 F-Series Pickup</b></p> <p>2 1/4" OD      2 1/4" OD</p> <p>66034</p>
--

L.H. Left Hand  
R.H. Right Hand

GENERAL INFORMATION

PASSENGER CAR

LIGHT TRUCK

MUFFLER SPECS.

OPTIONAL MUFFLERS

CONVERTER SPECS.

ACCESSORIES

FOOTNOTES

# TAIL PIPES

## FORD/LINCOLN/MERCURY (Cont.)

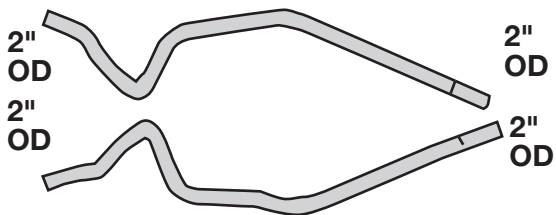
1997-90 Crown Victoria/  
Town Car/Grand Marquis



66038 (L.H.)

66003 (R.H.)


1982-81 Ford LTD w/4.2L  
1986-80 Ford LTD w/5.0L, 5.8L  
1988-87 Ford LTD Crown Victoria w/5.0L, 5.8L  
1983-82 Lincoln Continental w/5.0L  
1981-80 Lincoln Mark VI w/5.0L, 5.8L  
1988-82 Lincoln Town Car w/5.0L  
1982-81 Mercury Grand Marquis w/4.2L  
1988-80 Mercury Grand Marquis w/5.0L, 5.8L



66050 (L.H.)

66052 (R.H.)

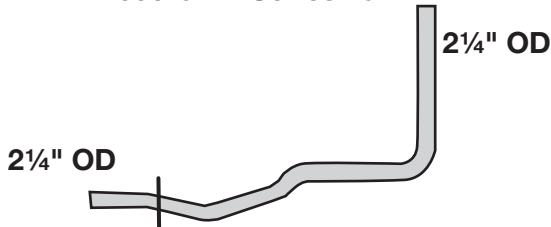
2009-03 Ford Crown Victoria w/4.6L Eng.  
2009-03 Mercury Grand Marquis w/4.6L Eng.



66051 (L.H.)

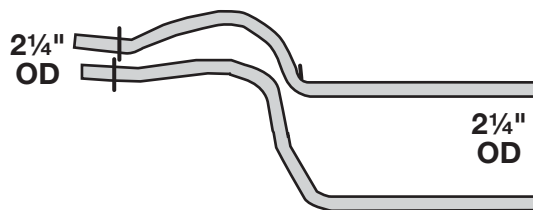
66053 (R.H.)

1995-87 E-Series Van



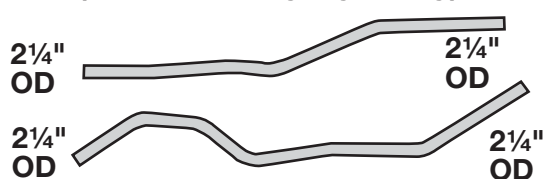
67012

1994-88 F150 Pickup



67018 (R.H.)

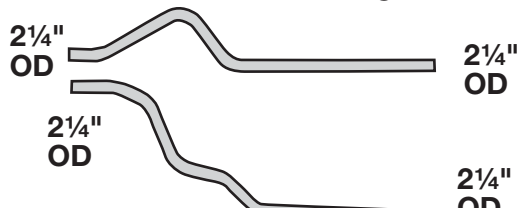
2008-04 Ford F-150 w/4.6L, 5.4L  
(2004 New Body Style Only)



67047 (L.H.)

67048 (R.H.)

2000-93 Ford Ranger



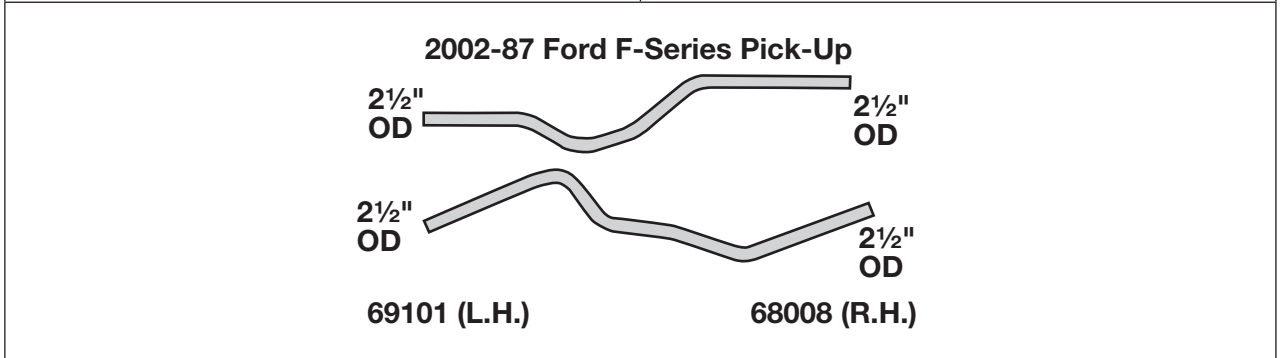
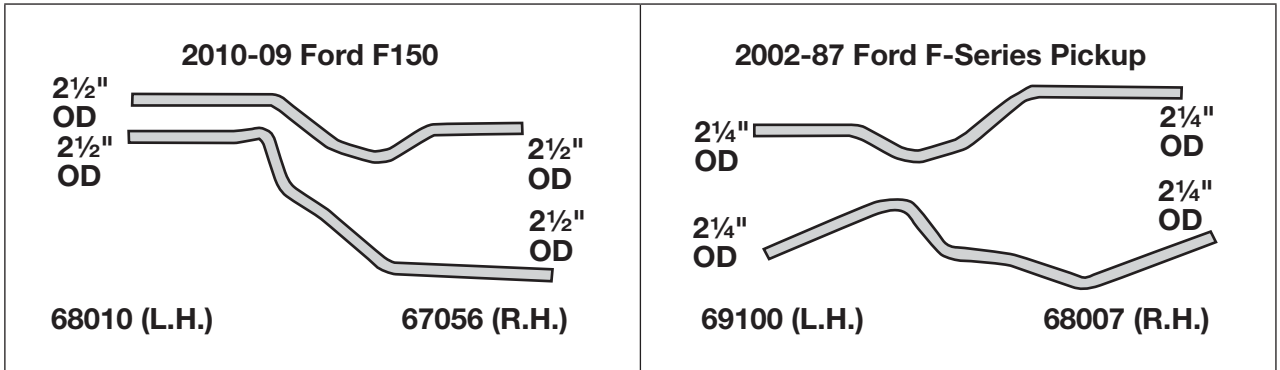
67053 (L.H.)

66059 (R.H.)

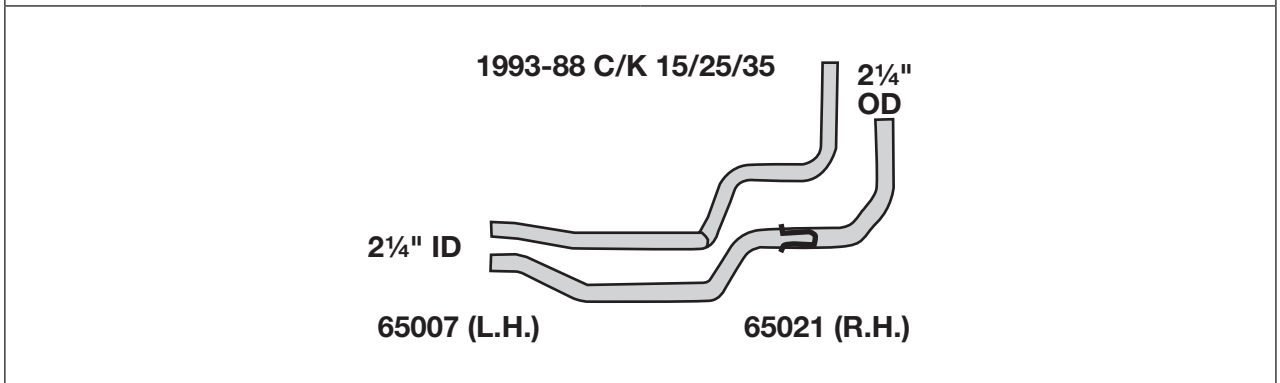
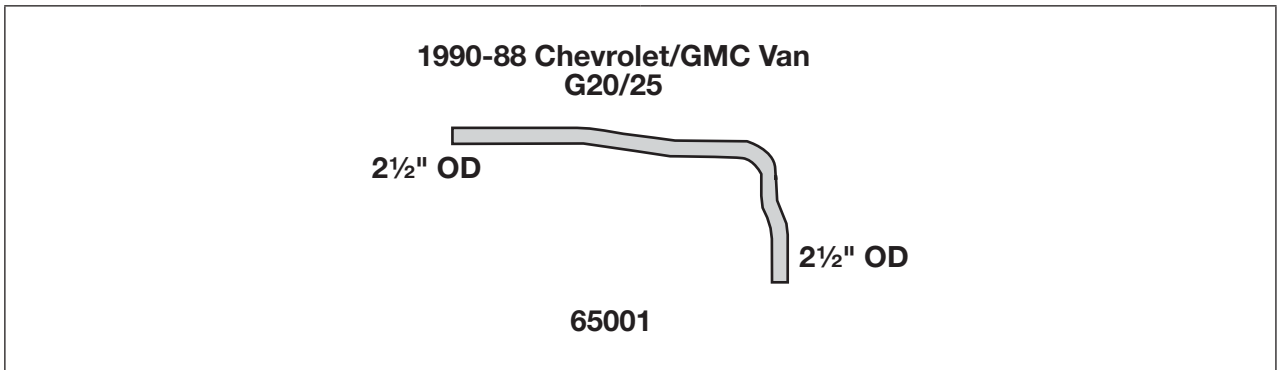
L.H. Left Hand  
R.H. Right Hand

# TAIL PIPES

## FORD/LINCOLN/MERCURY (Cont.)



## GENERAL MOTORS



L.H. Left Hand  
R.H. Right Hand

GENERAL INFORMATION
PASSENGER CAR
LIGHT TRUCK
MUFFLER SPECS.
OPTIONAL MUFFLERS
CONVERTER SPECS.
ACCESSORIES
FOOTNOTES

# TAIL PIPES

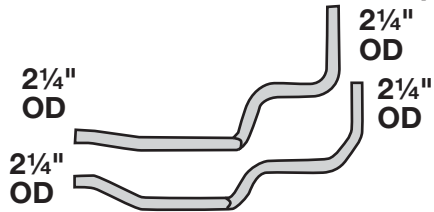
## GENERAL MOTORS (Cont.)

1990-77 Full Size (Exc. Sta. Wag.)  
1972-64 Mid Size



65028 (L.H.)

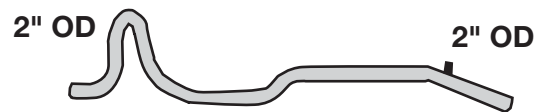
1998-95 Chev/GMC C/K Pickup



65078 (L.H.)

65071 (R.H.)

1990-77 Full Size (Exc. Sta. Wag.)  
1972-64 Mid Size



66006 (R.H.)

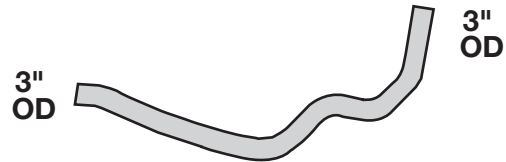
1977-73 Mid Size



66007 (L.H.)

66005 (R.H.)

1996-88 Chevrolet/GMC  
Full Size Truck



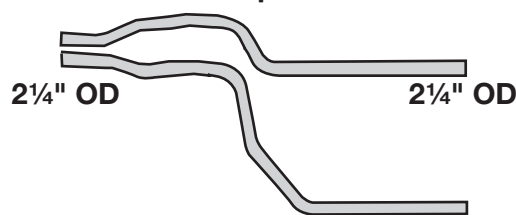
66039 (R.H.)

1999-88 Chev/GMC C/K Pickup & SUV  
w/5.7L Eng. (Exc. 1990-88 Suburban)  
(1999 Old Body Style)



66058

1995-88 Chevrolet/GMC Truck  
Bumper Outlet



67014 (L.H.)


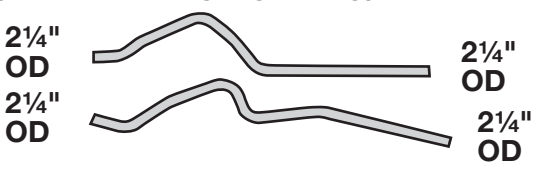
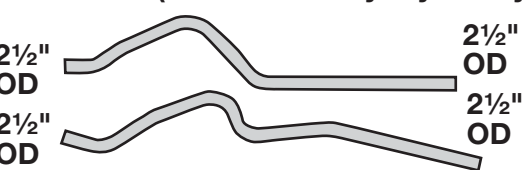
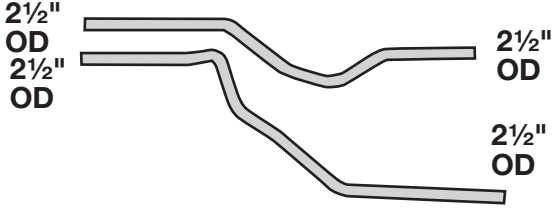
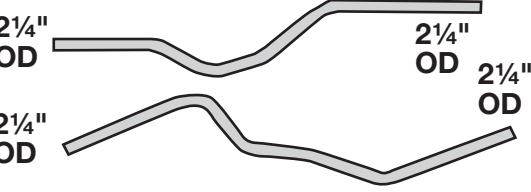
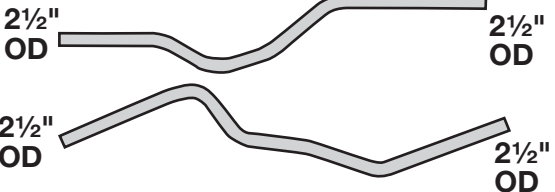
67015 (R.H.)

L.H. Left Hand  
R.H. Right Hand




# TAIL PIPES

## GENERAL MOTORS (Cont.)

<p><b>1995-88 Chevrolet/GMC Truck Bumper Outlet</b></p>  <p>2 1/2" OD                      2 1/2" OD</p> <p>67016 (L.H.)                      67017 (R.H.)</p>	<p><b>2008-99 Chev/GMC C/K 1500, 2500 w/4.3L, 5.3L Eng. 119", 133", 143.5" W.B. (1999 New Body Style Only)</b></p>  <p>2 1/4" OD                      2 1/4" OD</p> <p>2 1/4" OD                      2 1/4" OD</p> <p>67049 (L.H.)                      67050 (R.H.)</p>	GENERAL INFORMATION
<p><b>2008-1999 Chev/GMC C/K 1500, 2500 w/4.3L, 4.8L, 5.3L Eng. 119", 133", 143.5" W.B. (1999 New Body Style Only)</b></p>  <p>2 1/2" OD                      2 1/2" OD</p> <p>2 1/2" OD                      2 1/2" OD</p> <p>67051 (L.H.)                      67052 (R.H.)</p>	<p><b>2011-09 Chev/GMC Silverado/Sierra 1500</b></p>  <p>2 1/2" OD                      2 1/2" OD</p> <p>2 1/2" OD                      2 1/2" OD</p> <p>68010 (L.H.)                      67056 (R.H.)</p>	PASSENGER CAR
<p><b>2002-87 Chev/GMC C/K Pickup</b></p>  <p>2 1/4" OD                      2 1/4" OD</p> <p>2 1/4" OD                      2 1/4" OD</p> <p>69100 (L.H.)                      68007 (R.H.)</p>	<p><b>2002-87 Chev/GMC C/K Pick-Up</b></p>  <p>2 1/2" OD                      2 1/2" OD</p> <p>2 1/2" OD                      2 1/2" OD</p> <p>69101 (L.H.)                      68008 (R.H.)</p>	LIGHT TRUCK
		MUFFLER SPECS.
		OPTIONAL MUFFLERS
		CONVERTER SPECS.

## JEEP

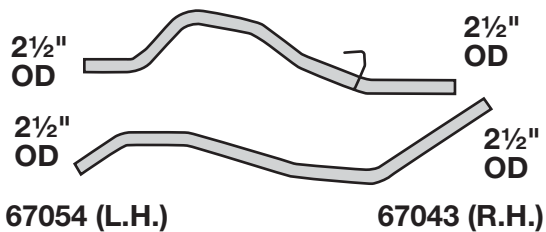
<p><b>1991-86 Cherokee, Wagoneer, Sportwagon</b></p>  <p>2 1/4" ID                      2 1/4" OD</p> <p>65020</p>	ACCESSORIES
	FOOTNOTES

L.H. Left Hand  
R.H. Right Hand

# TAIL PIPES

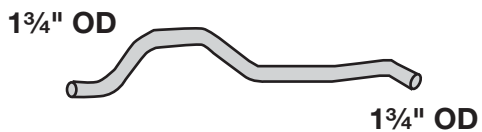
## NISSAN

2006-04 Nissan Titan w/5.6L (King Cab, Crew Cab - XE, SE, LE) Exc. California



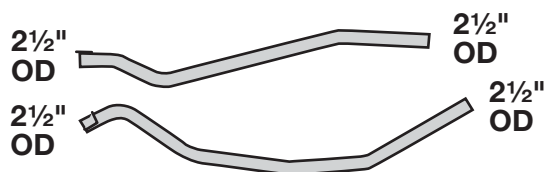
## TOYOTA

1994-84 Pickup



64507

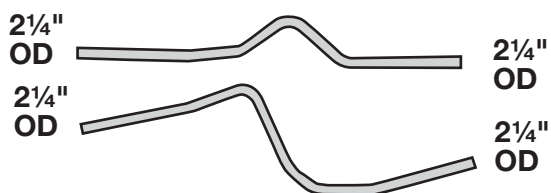
2006-00 Toyota Tundra w/3.4L, 4.7L (Exc. California)



67044 (L.H.)

67041 (R.H.)

2010-07 Toyota Tundra



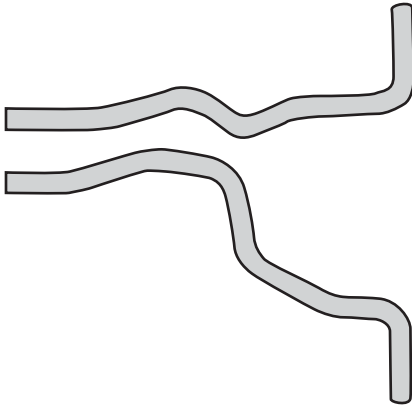
67055 (L.H.)

68009 (R.H.)

L.H. Left Hand  
R.H. Right Hand

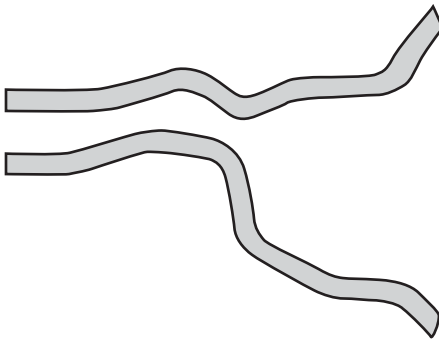
# FULL SIZE TRUCK PIPES

## 90 degree exit - Behind rear wheels



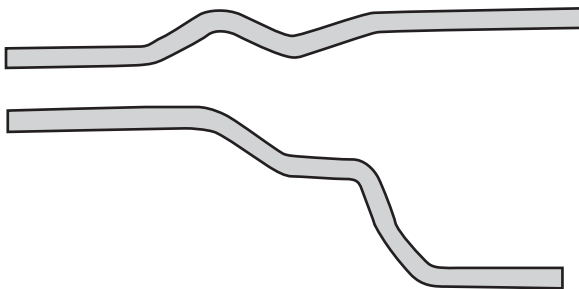
Part No.	Pipe Diameter	Description
67034	2½"	Smooth Bend - Right Side
67035	2½"	Smooth Bend - Left Side
67024	3"	Smooth Bend - Right Side
67025	3"	Smooth Bend - Left Side
66044	3"	Compression Bend - Right Side
66045	3"	Compression Bend - Left Side

## 45 degree exit - Behind rear wheels



Part No.	Pipe Diameter	Description
67026	2¼"	Smooth Bend - Right Side
67027	2¼"	Smooth Bend - Left Side
67028	2½"	Smooth Bend - Right Side
67029	2½"	Smooth Bend - Left Side
66046	3"	Compression Bend

## Rear Bumper Exit



Part No.	Pipe Diameter	Description
67020	2¼"	Compression Bend - Right Side
67021	2¼"	Compression Bend - Left Side
67022	2½"	Compression Bend - Right Side
67023	2½"	Compression Bend - Left Side

GENERAL INFORMATION

PASSENGER CAR

LIGHT TRUCK

MUFFLER SPECS.

OPTIONAL MUFFLERS

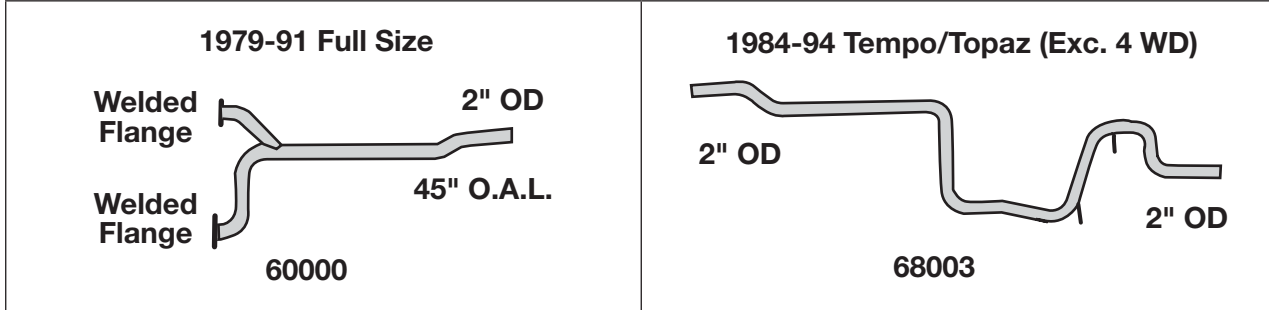
CONVERTER SPECS.

ACCESSORIES

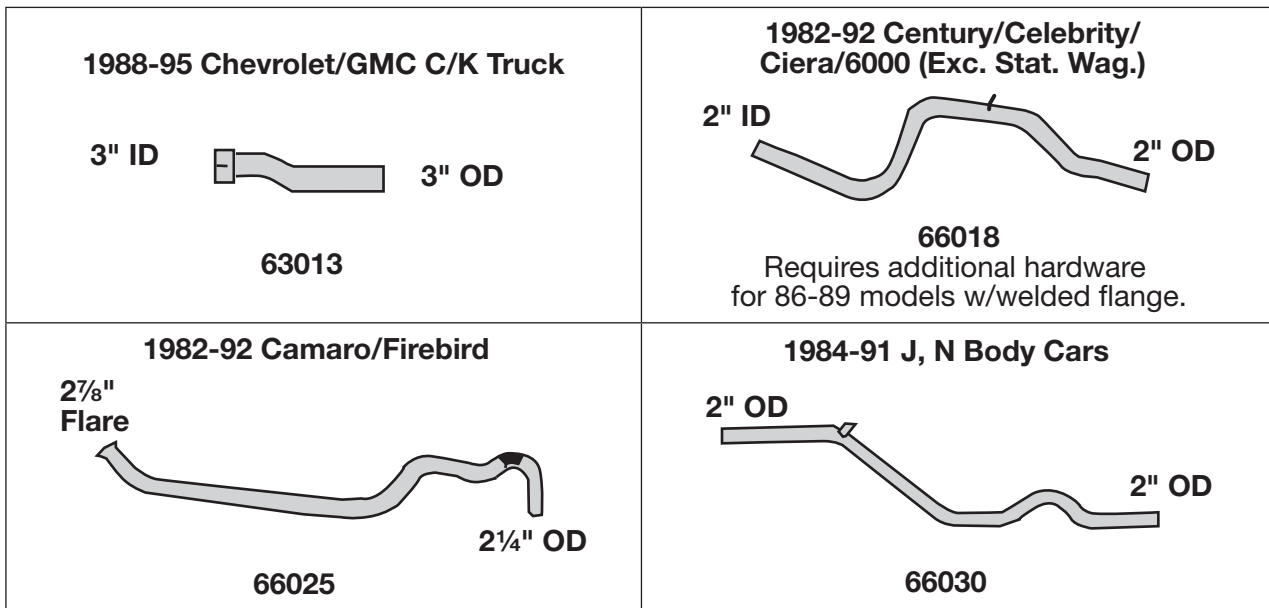
FOOTNOTES

# INTERMEDIATE PIPES

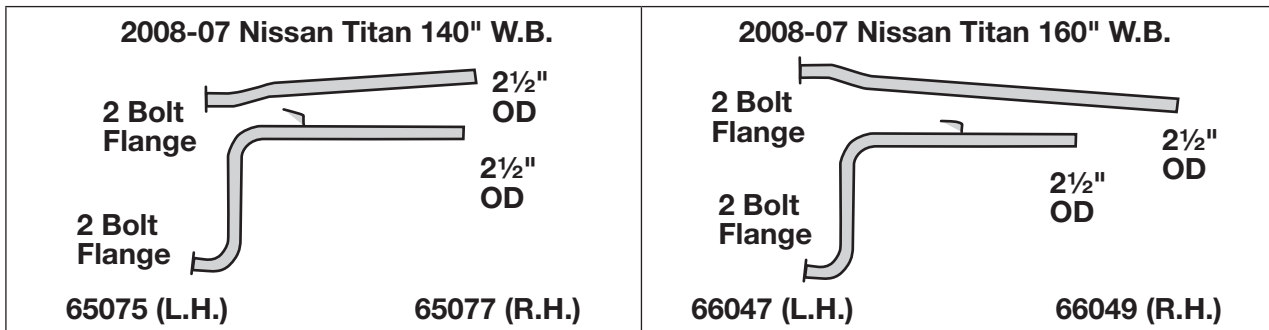
## FORD/LINCOLN/MERCURY



## GENERAL MOTORS



## NISSAN



L.H. Left Hand  
R.H. Right Hand

# CONVERTER REPAIR PIPE APPLICATION LISTINGS

Make/Model	Years	Size	Part Number
<b>BUICK</b>			
Century	04-97		65040
Regal	03-97		65037
Skylark	98-96		65044
Skylark	98-96		65061
<b>CHEVROLET</b>			
Cavalier	05-95	4	65064
Cavalier	02-99		65042
Cavalier	02-99		65048
Cavalier	99-96		65044
Cavalier	98-96		65045
Cavalier	98-96		65046
Cobalt	08-05	4	65064
HHR	07-06	4	65064
Impala	04-00		65040
Impala	03-00		65037
Lumina	99-98		65062
Lumina APV	01-99		65059
Lumina APV	98-97		65049
Malibu	03-99		65041
Malibu	00-99		65048
Malibu	97-98		65044
Malibu, With Inner Braid Fles	98-97		65045
Malibu, Without Inner Braid Fles	98-97		65046
Monte Carlo	04-00		65040
Monte Carlo	99-98		65062
S-10	00-98		65039
S-10	97-96		65047
Venture	01		65059
Venture	00-97		65049
<b>CHRYSLER</b>			
Cirrus	00-95		65060
Sebring	00-95		65060
Town & Country	00-96		65052
Town & Country	99-96		65055
<b>DODGE</b>			
Caravan	00-96		65052
Caravan	99-96		65055
Neon	02-00		65052
Stratus	97-95		65060

Make/Model	Years	Size	Part Number
<b>FORD</b>			
Contour	98-97		65056
<b>GEO</b>			
Tracker	94-89		65057
<b>GMC</b>			
S15 Sonoma	00-98		65039
S15 Sonoma	97-96		65047
<b>ISUZU</b>			
Hombre	97-96		65047
<b>MERCURY</b>			
Mystique	98-97		65056
<b>OLDSMOBILE</b>			
Achieva	99-96		65044
Achieva	98-96		65061
Alero	04-99		65041
Alero	01-99		65048
Cutlass	99-98		65041
Intrigue	99-98		65037
Silhouette	01		65059
Silhouette	00-97		65049
<b>PLYMOUTH</b>			
Breeze	00-98		65060
Voyager	00-96		65052
Voyager	99-96		65055
<b>PONTIAC</b>			
G-5	07	4	65064
Grand AM	03-99		65041
Grand Am	01-99		65048
Grand Am	99-96		65044
Grand AM	98-96		65061
Grand Prix	03-97		65037
Grand Prix	03-97		65040
Montana	01		65059
Montana	00-99		65049
Sunfire	02-99		65042
Sunfire	02-99		65048
Sunfire	99-96		65044
Sunfire	98-96		65045
Sunfire	98-96		65046
Transport	98-97		65049

GENERAL INFORMATION

PASSENGER CAR

LIGHT TRUCK

MUFFLER SPECS.

OPTIONAL MUFFLERS

CONVERTER SPECS.

ACCESSORIES














FOOTNOTES

# CONVERTER REPAIR PIPE APPLICATION LISTINGS

Make/Model	Years	Size	Part Number
<b>SATURN</b>			
Ion	07-03	4	65064
L Series	04-00		65051
<b>SUZUKI</b>			
Sidekick	94-89		65057

Make/Model	Years	Size	Part Number
<b>TOYOTA</b>			
Camry	01-97		65038
Camry	96-94		65043
Echo	02-00		65050
Previa	95-92		65058
Solara	00-99		65038
Tercel	97-95		65050

# CONVERTER REPAIR PIPE INTERCHANGE

Replacement For Part Number	Repair Pipe Part Number	Application	Picture
15847	65050	2002-00 Toyota Echo 1.5L 1997-95 Toyota Tercel 1.5L	
53240	65047	1997-96 Chevrolet S-10 2.2L 1997-96 GMC S15 Sonoma 2.2L 1997-96 Isuzu Hombre 2.2L	
54204 or 54626	65040	2004-97 Buick Century 3.1L 2004-00 Chevrolet Impala & Monte Carlo 3.4L 2003-97 Pontiac Grand Prix 3.1L	
54250 or 54627	65037	2003-97 Buick Regal 3.8L 2003-00 Chevy Impala 3.8L 2003-97 Pontiac Grand Prix 3.8L 1999-98 Oldsmobile Intrigue 3.8L	
54262	65044	1999-96 Pontiac Sunfire, Grand Am, Chevrolet Cavalier 2.4L 1998-97 Chevrolet Malibu 2.4L 1999-96 Oldsmobile Achieva 2.4L 1998-96 Buick Skylark 2.4L	
54298 or 54629	65041	2004-99 Oldsmobile Alero 3.4L 2003-99 Pontiac Grand Am 3.4L 2003-98 Chevrolet Malibu 3.4L 1999-98 Oldsmobile Cutlass 3.4L	
54317	65062	1999-98 Chevrolet Lumina 3.8L 1999-98 Chevrolet Monte Carlo 3.8L	
54343 or 54691	65048	2002-99 Chevrolet Cavalier 2.4L 2000-99 Chevrolet Malibu 2.4L 2001-99 Pontiac Grand Am 2.4L 2002-99 Pontiac Sunfire 2.4L 2001-99 Oldsmobile Alero 2.4L	
54376	65060	2000-95 Chrysler Cirrus, Sebring 2.4L 1997-95 Dodge Stratus 2.4L 2000-98 Plymouth Breeze 2.4L	
54474	65051	2004-00 Saturn L Series 2.2L	
54475	65064	2005-95 Chevrolet Cavalier 2.2L 2008-05 Chevrolet Cobalt 2.2L 2007-06 Chevrolet Cobalt 2.4L 2007-06 Chevrolet HHR 2.2L, 2.4L 2007 Pontiac G-5 2.2L, 2.4L 2007-03 Saturn Ion 2.2L 2007 Saturn Ion 2.4L	
54499	65060	2000-95 Chrysler Cirrus, Sebring 2.5L 1997-95 Dodge Stratus 2.5L	
55134 or 55526	65042	2002-99 Chevrolet Cavalier 2.2L 2002-99 Pontiac Sunfire 2.2L	

GENERAL INFORMATION

PASSENGER CAR

LIGHT TRUCK

MUFFLER SPECS.







OPTIONAL MUFFLERS

CONVERTER SPECS.

ACCESSORIES

FOOTNOTES

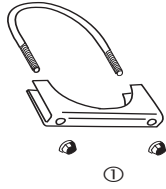
# CONVERTER REPAIR PIPE INTERCHANGE

Replacement For Part Number	Repair Pipe Part Number	Application	Picture
55205 or 55527	65038	2001-97 Toyota Camry 2.2L 2000-99 Toyota Solara 2.2L	
56013	65052	2000-96 Chrysler Town & Country, Dodge Caravan, Plymouth Voyager 3.3L, 3.8L	
56021	65055	2000-96 Dodge Caravan 3.0L 2000 Plymouth Voyager 3.0L 2000-96 Dodge Caravan 2.4L 2000-96 Plymouth Voyager 2.4L	
56022	65055	2000-96 Chrysler Town & Country, Dodge Caravan, Plymouth Voyager 3.0L 2000 Grand Voyager/Voyager 3.0L	
56033 or 56203	65049	1998-97 Chevrolet Lumina APV 3.4L 2000-97 Oldsmobile Silhouette 3.4L 2000-99 Pontiac Montana 3.4L 1998-97 Pontiac Transport 3.4L 2000-97 Chevrolet Venture 3.4L	
56077	65059	2001-99 Chevrolet Lumina APV, 2001 Chevrolet Venture, 2001 Oldsmobile Silhouette, 2001 Pontiac Montana	

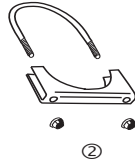


# ACCESSORIES

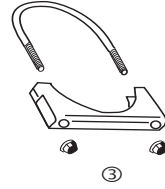
## CLAMPS



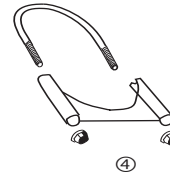
(Standard)  
5/16" U-Bolt



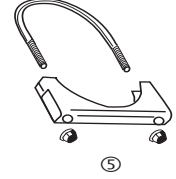
(Heavy Duty)  
3/8" U-Bolt



(Heavy Duty w/  
Welded Saddle)  
3/8" U-Bolt



(Guillotine)  
3/8" U-Bolt



(Flat Strap U-Bolt)  
3/8" U-Bolt

Size	① STANDARD DUTY CLAMP		② HEAVY DUTY CLAMP		③ HEAVY DUTY CLAMP w/WELDED SADDLE	④ GUILLOTINE CLAMP		⑤ FLAT STRAP 3/8" U-BOLT CLAMP	
	Indiv. Pkg.	Bulk Pkg.	Indiv. Pkg.	Bulk Pkg.	Indiv. Pkg.	Indiv. Pkg.	Bulk Pkg.	Indiv. Pkg.	Bulk Pkg.
1 1/8	35322#	35599▲	—	—	—	—	—	—	—
1 1/4	35323#	—	—	—	—	—	—	—	—
1 3/8	35324#	—	—	—	—	—	—	—	—
1 1/2	35325#	34112#	36509	33112#	—	—	—	—	—
1 5/8	35405#	34158#	36510	—	—	—	—	—	—
1 3/4	35406#	34134#	35343#	33134#	—	—	—	—	—
1 7/8	35407#	34178#	35344#	33178#	—	—	—	—	—
2	35408#	34200#	35335#	33200#	—	36145	—	—	—
2 1/8	35334#	34218#	35364#	33218#	—	—	—	—	—
2 1/4	35413#	34214#	35336#	33214#	—	—	—	—	—
2 1/2	35414#	34212#	35337# 35354 ✓#	33212#	36248+	35304‡	—	—	—
2 3/4	—	—	35793	—	—	36147	—	—	—
3	—	—	35794	33300#	35772 36249+	35786‡	—	35624‡	35444‡ §
3 1/4	—	—	—	—	35760#	35445‡	—	—	—
3 1/2	—	—	35753	—	35773 36482+#	35787‡	—	35696‡	35694‡ §
3 3/4	—	—	—	—	—	—	—	—	—
4	—	—	35752+	33304▲+	35774	35788+‡	35456‡ §	35799‡	35776‡ §
4 1/16	—	—	—	—	35758	35410	—	—	—
4 1/2	—	—	35424	—	—	35373‡	—	—	—
5	—	—	35775 ✓+	33305▲+	35757	35789+‡	35457‡ §	35800‡	35777‡ §
5 1/2	—	—	—	—	—	35447‡	—	35446‡	—
6	—	—	—	—	35795	35409	35497‡ §	35693‡	35692‡ §

‡ Order in Qty. of 10. ▲ Order in Qty. of 25. # Order in Qty. of 50. + Zinc Plated. ✓ Longer U Bolt. § Chrome Plated.

GENERAL  
INFORMATION

PASSENGER  
CAR

LIGHT  
TRUCK

MUFFLER  
SPECS.

OPTIONAL  
MUFFLERS

CONVERTER  
SPECS.

ACCESSORIES

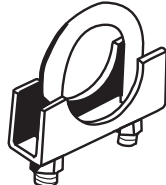
FOOTNOTES

# ACCESSORIES

## CLAMPS



Heavy Duty  
Slotted



Stainless Steel  
U-Clamps

Size	HEAVY DUTY	STAINLESS STEEL U-CLAMPS
	w/Slotted U-Bolt Holes 11 Gauge Saddle 3/8" U-Bolt	T-304 Stainless Steel 11 Gauge Saddle 3/8" U-Bolt
1 1/2"	32112#	—
1 5/8"	—	—
1 3/4"	32134#	32215‡
1 7/8"	32178#	—
2"	32200#	32216‡
2 1/8"	—	—
2 1/4"	32214#	32217‡
2 1/2"	32212#	32218‡
3"	32300#	32219‡

# Order in Qty. of 50.

‡ Order in Qty. of 10.

## AccuSeal™

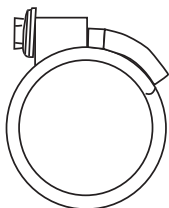
Narrow Band One Bolt Clamp



Size	Aluminized Steel Part No.	430 Bright Stainless Steel Part No.
2 1/4"	36433	36437
2 1/2"	36434	36438
2 3/4"	36460	36461
3"	36435	36439
3 1/2"	36436	36440
4"	35227‡	36441
5"	35228‡	36442

‡ Order in Qty. of 10.

™ AccuSeal is a registered trademark of Torca, Auburn Hills, MI.



## Heavy Duty 1/4" Wire Ring Clamp Zinc Plated

Size Range	Part No.
2 5/16" to 2 1/2"	35723
2 9/16" to 2 3/4"	35510

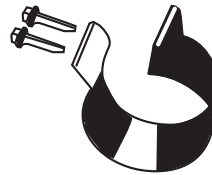
## BAND CLAMPS



### LAP JOINT

Connects OD to ID Pipes

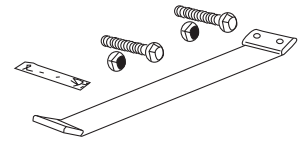
Size	Walker MEGA Clamps	
	Aluminized	Stainless
2	33974‡	33230‡
2¼	33975‡	33231‡
2½	33976‡	33226‡
2¾	33977‡	33227‡
3	33284‡	33272‡
3½	33285‡	33273‡
4	33286‡	33274‡
4	33319‡□	33260‡□
4½	33287‡	33275‡
5	33288‡	33276‡
5	33321‡□	33262‡□
6	33289‡	33277‡



### BUTT JOINT


Connects OD to OD or ID to ID Pipes

Size	Walker MEGA Clamps	
	Aluminized	Stainless
2	33978‡	33228‡
2¼	33979‡	33229‡
2½	36418‡	33240‡
2¾	36149‡	33241‡
3	33310‡	33278‡
3½	33311‡	33279‡
4	33312‡	33280‡
4½	—	33281‡
5	33314‡	33282‡
6	33315‡	33283‡



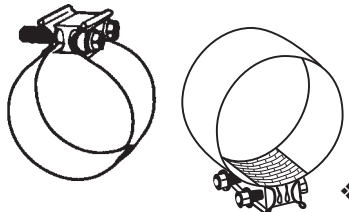
Size	Seal Clamp® Flat Band Clamps	
	Aluminized	Stainless
3	—	35934‡
3½	35291‡	35936‡
4	35292‡	35937‡
5	35293‡	35938‡
6	—	35939‡

Seal Clamp® is a registered trademark of the Donaldson Company.



EASY SEAL®	
Size	Stainless
2	35620‡
2¼	35621‡
2½	35979‡
2¾	35622‡
3	35978‡
3¼	35415‡
3½	35977‡
3¾	35416‡
4	35976‡
4½	35423‡
5	35975‡
6	35980‡

EASY SEAL® is a registered trademark of Torca.



TORCITE® PREFORMED CLAMPS		
Size	Aluminized Lap Joint	Stainless Lap Joint
2½	—	33220‡
3	33967‡	33222‡
3¼	—	—
3½	33968‡	33223‡
3¾	—	—
4	33969‡	33224‡
4	33980‡X	33981‡X
5	33970‡	33225‡
5	—	33983‡X
6	—	33271X

❖ With Fiberglass Gasket.  
Torcite® registered trademark of Torca, Auburn Hills, MI.

NormaConnect PREFORMED CLAMPS	
Size	Stainless Lap Joint
2¾	36523
2¾	36522

TORCA COUPLER 409 STAINLESS STEEL	
I.D. Size	Part No.
45mm	36538
50mm	36534
55mm	36535
60mm	36528
65mm	36536
2¼	36529
2½	36530
2¾	36531
3	36532
3½	36533

X - Order in Qty of 1.

‡ - Order in Qty of 10.

□ - Packaged Bulk

GENERAL INFORMATION

PASSENGER CAR

LIGHT TRUCK

MUFFLER SPECS.

OPTIONAL MUFFLERS

CONVERTER SPECS.

ACCESSORIES

FOOTNOTES

# ACCESSORIES

## STRAIGHT TUBING



Bendable Aluminum Killed Draw Quality (AKDQ) Steel Tubing																	
OD	Low Carbon								Aluminized								
Length	7'		7' 6"		10'				7' 6"				10'				13'
Gauge	16	14	16	14	17	16	14	13	17	16	14	13	17	16	14	13	14
Thickness	0.060"	0.069"	0.060"	0.069"	0.050"	0.060"	0.075"	0.082"	0.050"	0.060"	0.069"	0.082"	0.050"	0.060"	0.069"	0.082"	0.069"
1 1/2	—	—	47980	—	—	49021	—	—	47968	—	—	—	49045	49243	—	—	—
1 3/4	—	—	47982	—	—	49022	—	—	47971	—	—	—	49046	49241	—	—	—
1 7/8	—	—	47983	—	—	49023	—	—	47969	—	—	—	49057	49242	—	—	—
2	47993	—	47984	47989	49016	49024	49043	—	—	47972	—	47960	—	49047	—	49069	—
2 1/4	—	—	—	47986	49007	—	49025	—	—	—	47973	47961	—	—	49048	49068	—
2 1/2	—	47996	—	47987	49008	—	49026	—	—	—	47974	47962	—	—	49049	49067	—
2 3/4	—	—	—	—	49009	—	49040	—	—	—	—	—	—	—	49195	—	49050
3	—	—	—	—	—	49010	49041	49066	—	—	47963	47967	—	—	49159	49065	49051
3 1/2	—	—	—	—	—	49011	—	—	—	—	—	—	—	49098	49160	—	—
4	—	—	—	—	—	49012	—	—	—	—	—	—	—	49099	49161	—	49052
5	—	—	—	—	—	—	—	—	—	—	—	—	—	49064	49162	—	—
6	—	—	—	—	—	—	—	—	—	—	—	—	—	—	49062	—	—

## BENDABLE TUBING CHART

Tubing Part #	Emboss	OAL (In.)
47960	AK200HA	90
47961	AK214HA	90
47962	AK212HA	90
47963	AK300A	90
47967	AK300HA	90
47968	AK112A	90
47969	AK178A	90
47971	AK134A	90
47972	AK200A	90
47973	AK214A	90
47974	AK212A	90
47980	AK112	90
47982	AK134	90
47983	AK178	90
47984	AK200	90
47986	AK214	90
47987	AK212	90
47989	AK200H	90

Tubing Part #	Emboss	OAL (In.)
47993	AK200	84
47996	AK212	84
49007	AK214	120
49008	AK212	120
49009	AK234	120
49010	AK300	120
49011	AK312	120
49012	AK400	120
49016	AK200	120
49021	AK112	120
49022	AK134	120
49023	AK178	120
49024	AK200	120
49025	AK214	120
49026	AK212	120
49040	AK234	120
49041	AK300	120
49043	AK200H	120

Tubing Part #	Emboss	OAL (In.)
49045	AK112A	120
49046	AK134A	120
49047	AK200A	120
49048	AK214A	120
49049	AK212A	120
49050	AK234A	156
49051	AK300A	156
49052	AK400A	156
49057	AK178A	120
49062	AK600A	120
49064	AK500	120
49065	AK300HA	120
49066	AK300H	120
49067	AK212HA	120
49068	AK214HA	120
49069	AK200HA	120
49098	AK312A	120
49099	AK400A	120

Tubing Part #	Emboss	OAL (In.)
49159	AK300A	120
49160	AK312A	120
49161	AK400A	120
49162	AK500HA	120
49195	AK234A	120
49241	AK134HA	120
49242	AK178HA	120
49243	AK112HA	120

Emboss	Tubing Part #	OAL (In.)
AK112	47980	90
AK112	49021	120
AK112A	47968	90
AK112A	49045	120
AK112HA	49243	120
AK134	47982	90
AK134	49022	120
AK134A	47971	90
AK134A	49046	120
AK134HA	49241	120
AK178	47983	90
AK178	49023	120
AK178A	47969	90
AK178A	49057	120
AK178HA	49242	120
AK200	47993	84
AK200	47984	90

Emboss	Tubing Part #	OAL (In.)
AK200	49016	120
AK200	49024	120
AK200A	47972	90
AK200A	49047	120
AK200H	47989	90
AK200H	49043	120
AK200HA	47960	90
AK200HA	49069	120
AK212	47996	84
AK212	47987	90
AK212	49008	120
AK212	49026	120
AK212A	47974	90
AK212A	49049	120
AK212HA	47962	90
AK212HA	49067	120
AK214	47986	90

Emboss	Tubing Part #	OAL (In.)
AK214	49007	120
AK214	49025	120
AK214A	47973	90
AK214A	49048	120
AK214HA	47961	90
AK214HA	49068	120
AK234	49009	120
AK234	49040	120
AK234A	49050	156
AK234A	49195	120
AK300	49010	120
AK300	49041	120
AK300A	47963	90
AK300A	49159	120
AK300A	49051	156
AK300H	49066	120
AK300HA	47967	90

Emboss	Tubing Part #	OAL (In.)
AK300HA	49065	120
AK312	49011	120
AK312A	49098	120
AK312A	49160	120
AK400	49012	120
AK400A	49099	120
AK400A	49161	120
AK400A	49052	156
AK500A	49064	120
AK500HA	49162	120
AK600A	49062	120

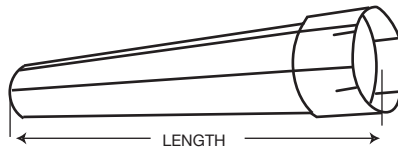
## FLEX TUBING

I.D.	6 FOOT LENGTHS*				10 FOOT LENGTHS*				25 FOOT LENGTHS*			
	Stain.	Alz.	Galv.		Stain.	Alz.	Galv.		Stain.	Alz.	Galv.	
	Standard Thickness	H.D. Thickness	Standard Thickness	H.D. Thickness	Standard Thickness	H.D. Thickness	Standard Thickness	H.D. Thickness	Standard Thickness	H.D. Thickness	Standard Thickness	H.D. Thickness
1	—	—	—	—	—	—	—	—	—	—	40000	—
1¼	—	—	—	—	—	—	—	—	—	—	40001	—
1½	—	—	46971†	—	—	—	—	—	—	—	40002	—
1⅝	—	—	—	—	—	—	—	—	—	—	40013	—
1¾	—	—	46972†	—	—	—	—	—	—	—	40003	—
2	—	—	46973†	—	49060	—	49042	49077	—	—	40005	—
2⅝	—	—	56026†	—	—	—	—	—	—	—	40014	—
2¾	—	—	46974†	—	49061	—	49074	—	—	—	40006	50006
2½	—	—	46975†	—	49044	—	49075	49078	—	—	40007	40030
2¾	—	—	—	—	—	—	49076	49037	—	—	—	—
3	—	—	—	—	49032	49105	49089	49028	40020	50010	40008	40009
3½	—	—	—	—	49033	49106	49090	49029	40021	50011	40024	40010
4	46917	46915	46911	46913	49034	49070	49091	49030	40022	50012	40025	40011
5	46918	46916	46912	46914	49035	49071	49092	49031	40023	50013	40026	40012
6	—	—	—	—	49063	—	—	49036	50015	—	50009	50008

\* Fully Extended

† Packed - 6 per carton, individually labeled.

## ALUMINIZED STEEL TUBING



ONE END SWAGED  
& SLOTTED  
OTHER END - O.D.

Size	Part No.	Length
4	49214	10
5	49215	10

GENERAL INFORMATION

PASSENGER CAR

LIGHT TRUCK

MUFFLER SPECS.

OPTIONAL MUFFLERS

CONVERTER SPECS.

ACCESSORIES

FOOTNOTES

# ACCESSORIES

## STANDARD STRAIGHT TUBING Non-Bendable

Length	Low Carbon Steel		
	10'		
Gauge	18	17	15
Thickness	0.042"	0.054"	0.065"
OD			
1½	49002	—	—
1⅝	49003	—	—
1¾	49004	—	—
1⅞	49005	—	—
2	49006	—	—
2⅛	49013	—	—
2¼	—	—	—
2½	—	—	—
2¾	—	—	—
3	—	—	—
3¼	—	49058	—
3½	—	—	—
4	—	—	—
4½	—	49056	—
5	—	—	49015
5½	—	—	—
6	—	49027	—

Comparison of Gauge to Decimal	
Gauge	Decimal
13	0.082
14	0.069/0.075
15	0.065
16	0.055/0.060
17	0.050/0.054
18	0.042

## STAINLESS STEEL STRAIGHT TUBING

OD	Bendable 409 Stainless Steel Tubing		Aluminized Stainless Steel Tubing			
	10'		4'	10'		
Gauge	14	15	17	14	15	17
Thickness	0.071"	0.065"	0.054"	0.071"	0.065"	0.054"
2	—	—	—	—	—	49184
2¼	—	—	—	—	—	49185
2½	—	—	54762	—	—	49186
3	49095	—	54763	—	—	—
3½	49096	—	—	—	—	—
4	49097	—	—	—	—	—
5	—	49263	—	—	—	—

Note: Bending characteristics of stainless steel tubing are substantially different than low carbon steel tubing. Listed below are important factors in successfully bending stainless steel tubing.

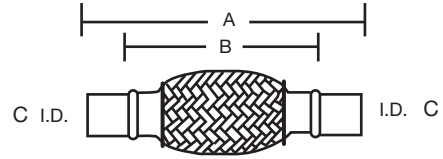
1. Wing die (back) pressure may need to be increased to prevent backwall collapse.
2. The tube weld seam should be located 90° from the inside and outside of any severe bends.
3. Wing dies must be in good condition and in alignment throughout the entire bending arc.
4. Bends should be made in one continuous operation at a slow rate of speed.
5. Bends should not be made tighter than two times pipe diameter.
6. Equipment must be in proper operating condition.

# ACCESSORIES

## UNIVERSAL FLEX PIPES WITH BUSHINGS

Used to repair exhaust pipes.  
Features a stainless steel flex portion and aluminized AKDQ expandable bushings.

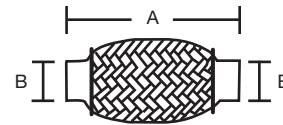
Part No.	A	B	C
41452	11	8	1¾
41597	10	6	1¾
42215	14¼	10¼	1¾
42216	14	10	2
51023	8½	4	1¾
51024	8½	4	2
51025	10½	6	2
51083	10½	6½	2¼
52252	12½	8	2



## UNIVERSAL FLEX PIPES WITHOUT BUSHINGS

Used to repair exhaust pipes.  
Features a stainless steel flex portion for welded applications.

Part No.	A	B
41791	4	1¾
41792	6	1¾
41793	8	1¾
51015	4	2
51021	6	2
51022	8	2
51082	10	2
51107	6	3
51108	8	2½
51109	6	2½
51110	8	2¼
51111	4	2¼



### 36339



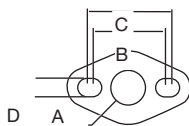
**Threaded Adapter Nut**  
Welds to Exhaust Pipe for installing  
Replacement Oxygen Sensors  
Order in Qty. of 10.

### 35299



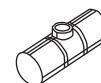
**Plug**  
Used for HEGO Connector  
when oxygen sensor not required.

### 31564



Gasket No.	A	B	C	D
31564	¾	1½	1¾	¾
31676	1	2⅛	—	¾

Must be used with 31958 Flange Adapter



Product Description	2¼" DIA.	2½" DIA.
Univ. Oxygen Sensor Pipe ID-ID 6" OAL	41820	41821

GENERAL  
INFORMATION

PASSENGER  
CAR

LIGHT  
TRUCK

MUFFLER  
SPECS.

OPTIONAL  
MUFFLERS

CONVERTER  
SPECS.

ACCESSORIES

FOOTNOTES

# ACCESSORIES

## UNIVERSAL Y-CONNECTOR PIPE

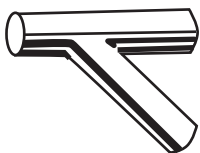
Made of aluminized AKDQ expandable material.



41710 - Overall length 12"

## UNIVERSAL Y-CONNECTORS

Made of AKDQ expandable material.



45°



180°



180°

Part No.	Size	Part No.	Size	Part No.	Size
41355	2 1/4" O.D.	41356	1 7/8" O.D.	41357	1 7/8" O.D. x 1 5/8" O.D.

## CHRYSLER HANGER PART NO. 35741

The following illustrations show how to replace the O.E. clamp/hanger on various Chrysler applications.

### Applications:

#### Chrysler

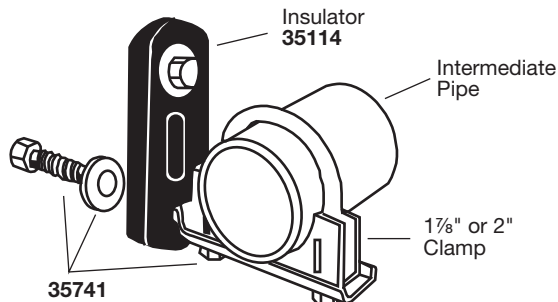
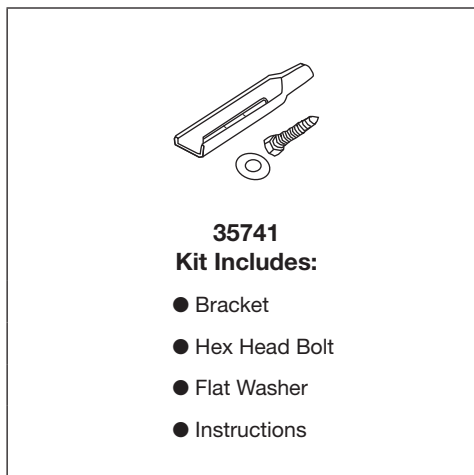
1985 - 1983 New Yorker  
1984 - 1983 E-Class  
1985 - 1984 Laser  
1985 - 1982 LeBaron

#### Dodge

1986 - 1983 600  
1985 - 1981 Aries-400  
1985 - 1984 Daytona  
1985 Lancer  
1990 - 1981 Omni-024-Charger

#### Plymouth

1985 Caravelle  
1990 - 1981 Horizon-TC3-Turismo  
1985 - 1981 Reliant



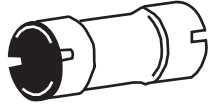


# ACCESSORIES

## CONNECTORS – REDUCERS

### I.D.-I.D. CONNECTOR

Connects O.D. Pipes and/or tubing of the same size.



Part No.	I.D. - I.D.	Lgth.
41919	1½-1½	4
41921	1⅝-1⅝	4
41926	1¾-1¾	4
41933	1⅞-1⅞	4
41940	2-2	4
41948	2⅛-2⅛	4
41951	2¼-2¼	4
41957	2½-2½	4
41967	2¾-2¾	4
41812	3-3	4
41892	3-3	6
41893	3½-3½	6
51064	4-4	4
41895	4-4	8
41899	5-5	8
41557	6-6	8

### O.D.-O.D. CONNECTOR


Connects I.D. Pipes and/or tubing of the same size. Also used on manifold outlet.



Part No.	O.D. - O.D.	Lgth.
41945	2-2	4½
41964	2½-2½	4½
41971	3-3	6
41979	3½-3½	6
41987	4-4	8
41992	5-5	8

### I.D.-O.D. CONNECTOR


Connects O.D. & I.D. pipes and/or tubing of the same size



Part No.	I.D. - O.D.	Lgth.
41810	1½-1½	4
41920	1½-1½	12
41882	1¾-1¾	5
41931	1¾-1¾	12
41759	1⅞-1⅞	4
41944	2-2	4½
41902	2-2	10
41947	2-2	12
41954	2¼-2¼	4½
41956	2¼-2¼	12
41965	2½-2½	4½
41966	2½-2½	12
42596	2½-2½	18
41811	3-3	4
41970	3-3	6
41976	3-3	12
42606	3-3	18
41978	3½-3½	6
41983	3½-3½	12
42127	3½-3½	18
41896	4-4	8
42891	4-4	18
42531	4-4	24
41780	4½-4½	4¾
41897	5-5	8
42126	5-5	18
42530	5-5	24
41889	6-6	8

### REDUCING BUSHING

Reduces the I.D. of a muffler inlet or outlet without increasing the muffler overall length.



Part No.	O.D. - I.D.
36275	1½-1⅝
35253†	2-1⅞
35254†	2⅞-2

† Order in Qty. of 6

GENERAL INFORMATION

PASSENGER CAR

LIGHT TRUCK

MUFFLER SPECS.

OPTIONAL MUFFLERS

CONVERTER SPECS.

ACCESSORIES


FOOTNOTES

# ACCESSORIES

## CONNECTORS – REDUCERS

### I.D.-I.D. REDUCER

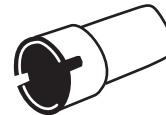
Reduces O.D. Pipe and/or tubing of different size.



Part No.	I.D. - I.D.	Lgth.
41922	1 $\frac{5}{8}$ -1 $\frac{1}{2}$	4 $\frac{1}{2}$
41927	1 $\frac{3}{4}$ -1 $\frac{1}{2}$	4 $\frac{1}{2}$
41929	1 $\frac{3}{4}$ -1 $\frac{5}{8}$	4 $\frac{1}{2}$
41934	1 $\frac{7}{8}$ -1 $\frac{3}{4}$	4 $\frac{1}{2}$
41886	2-1 $\frac{1}{2}$	4
41941	2-1 $\frac{3}{4}$	4 $\frac{1}{2}$
41943	2-1 $\frac{7}{8}$	4 $\frac{1}{2}$
41952	2 $\frac{1}{4}$ -2	4 $\frac{1}{2}$
41958	2 $\frac{1}{2}$ -2	4 $\frac{1}{2}$
41961	2 $\frac{1}{2}$ -2 $\frac{1}{4}$	4 $\frac{1}{2}$
41973	3-2 $\frac{1}{2}$	6
41687	3-2 $\frac{3}{4}$	6
41981	3 $\frac{1}{2}$ -3	6
41989	4-3	6
41894	4-3 $\frac{1}{2}$	6
41898	5-4	8
41879	5-4 $\frac{1}{2}$	6
41998	6-5	6

### I.D.-O.D. REDUCER


Reduces larger O.D. pipe and/or tubing to smaller I.D. pipe. Also used as muffler bushing or manifold outlet.



Part No.	I.D. - O.D.	Lgth.
41855	1 $\frac{1}{2}$ -1 $\frac{3}{8}$	4
41923	1 $\frac{5}{8}$ -1 $\frac{1}{2}$	4 $\frac{1}{2}$
41928	1 $\frac{3}{4}$ -1 $\frac{1}{2}$	4 $\frac{1}{2}$
41930	1 $\frac{3}{4}$ -1 $\frac{5}{8}$	4 $\frac{1}{2}$
41932	1 $\frac{7}{8}$ -1 $\frac{3}{4}$	2 $\frac{5}{8}$
41939	2-1 $\frac{3}{4}$	2 $\frac{5}{8}$
41942	2-1 $\frac{7}{8}$	4 $\frac{1}{2}$
41949	2 $\frac{1}{8}$ -2	4 $\frac{1}{2}$
41888	2 $\frac{1}{4}$ -1 $\frac{7}{8}$	4
41955	2 $\frac{1}{4}$ -2	4 $\frac{1}{2}$
41854	2 $\frac{1}{4}$ -2 $\frac{1}{8}$	4
41959	2 $\frac{1}{2}$ -2	4 $\frac{1}{2}$
51065	2 $\frac{1}{2}$ -2 $\frac{1}{32}$	4
41962	2 $\frac{1}{2}$ -2 $\frac{1}{4}$	4 $\frac{1}{2}$
41999	2 $\frac{3}{4}$ -2 $\frac{1}{2}$	8
41974	3-2 $\frac{1}{2}$	6
41982	3 $\frac{1}{2}$ -3	6
41563	4-3	6
41984	4-3 $\frac{1}{2}$	6
41909	5-4	6
41997	6-5	6

### O.D.-O.D. REDUCER

Reduces I.D. pipe and/or tubing of different sizes.



Part No.	O.D. - O.D.	Lgth.
41908	2-1 $\frac{7}{8}$	5 $\frac{1}{4}$
41937	2-1 $\frac{13}{16}$	4 $\frac{1}{2}$
41700	2 $\frac{1}{4}$ -2	4 $\frac{1}{2}$
41917	2 $\frac{1}{2}$ -2	4 $\frac{1}{2}$
41918	2 $\frac{1}{2}$ -2 $\frac{1}{4}$	4 $\frac{1}{2}$
41890	4-3	8
41891	5-4	8
41845	5-4 $\frac{1}{2}$	6
41844	6-4	6
41515	6-5	8

### O.D.-I.D. REDUCER

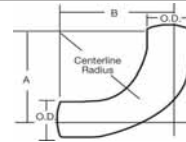
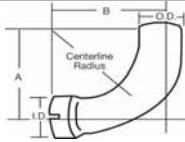
Reduces larger I.D. pipe and/or tubing to smaller O.D. pipe. Also used as muffler bushing or manifold outlet.



Part No.	O.D. - I.D.	Lgth.
41883	1 $\frac{1}{2}$ -1 $\frac{3}{8}$	4
41924	1 $\frac{5}{8}$ -1 $\frac{1}{2}$	4 $\frac{1}{2}$
41925	1 $\frac{3}{4}$ -1 $\frac{5}{8}$	2 $\frac{5}{8}$
41885	1 $\frac{7}{8}$ -1 $\frac{1}{2}$	4 $\frac{1}{2}$
41935	1 $\frac{7}{8}$ -1 $\frac{3}{4}$	4 $\frac{1}{2}$
41946	2-1 $\frac{3}{4}$	5 $\frac{3}{8}$
41950	2 $\frac{1}{8}$ -2	4 $\frac{1}{2}$
41400	2 $\frac{1}{4}$ -1 $\frac{3}{4}$	4 $\frac{1}{2}$
41953	2 $\frac{1}{4}$ -2	4 $\frac{1}{2}$
41960	2 $\frac{1}{2}$ -2	4 $\frac{1}{2}$
41963	2 $\frac{1}{2}$ -2 $\frac{1}{4}$	4 $\frac{1}{2}$
41968	2 $\frac{3}{4}$ -2 $\frac{1}{2}$	4 $\frac{1}{2}$
41972	3-2 $\frac{1}{2}$	6
41975	3-2 $\frac{3}{4}$	6
41980	3 $\frac{1}{2}$ -3	6
41988	4-3	6
41991	4-3 $\frac{1}{2}$	6
41994	5-4	6
41786	5-4 $\frac{1}{2}$	6
41514	6-5	8

# ACCESSORIES

## 90° ELBOWS



Style ID-OD						
Dia.	Centerline Length A-B	Rad.	ALZ.	Chrome	Stainless	
1½	6¾-6¾	4	41231	-	-	
1¾	6¾-6¾	4	41000	-	-	
1⅞	6¾-6¾	4	41230	-	-	
2	6¾-6¾	4	41001	-	-	
	7⅞-6¾	4	41154	-	-	
	9-9	4½	41558+	-	-	
2¼	6-6	4	41098+	-	-	
2½	6¼-6¼	4	41002	-	-	
	12-12	5	41441	-	-	
2¾	6¾-6¾	5	41099	-	-	
	12-12	5	41442+	-	-	
3	8-8	6	41365+	-	-	
	10-12	5	41535+	-	-	
	12-12	5	41534+	-	-	
	14-14	8	42759+	-	-	
3½	14-14	6	42445+	-	-	
	6½-6½	3½	41633+	-	-	
	10¼-10¼	5	41768	-	-	
	9-9	7	41366+	-	-	
4	16-16	5	42185+	-	-	
	6-6	4	41630+	-	-	
	8½-13	5	42085	-	-	
	10-10	5	41378+	-	-	
	10-10	8	41367+	-	-	
	12-12	6	41472	29109	-	
	15-9	4	52415+	-	-	
	16-16	8	53094+	29211+	52059	
4½	18-18	8	42937+	-	-	
	25-32	8	43168+	-	-	
	13-13	6	42356+	-	-	
	5	8½-8½	6	41769	-	-
		9½-9½	5½	42763+	29108+	-
		11½-26¾	5½	43613	-	-
		12-12	6	41532+	29210+	-
		15-15	5½	42272+	-	-
15-15		8	42858+	-	-	
16½-16½		10	43348+	-	-	
18-18		10	42938+	-	-	
6	32-25	8	43438+	-	-	
	12-12	10	52058	-	-	
	15-15	10	42944+	-	-	
26-26	10	44569+	-	-		

Style OD-OD				
Dia.	Centerline Length A-B	Rad.	ALZ	Chrome
2	9-9	4½	41631+	-
2¼	12-12	5	41762	-
2½	12-12	5	41432+	-
2¾	12-12	5	41433+	-
3	3-3	3	41221+	-
	6-6	3	41685+	-
	7-7	3	41536+	-
	10-10	6	41434+	-
3½	14-14	8	42344+	-
	3½-3½	3½	41222+	-
	6-6	3½	41537+	-
	6½-6½	3½	41637+	-
	12-12	7	41435	-
	16-16	8	42288+	-
	4-4	4	41223+	-
	7-7	5	41256+	-
4	7½-7½	6	51039+	-
	8-5	4	41778+	-
	8-8	4	41474+	-
	8¼-10½	4	52138+	-
	9-16	5	42936+	-
	10-10	5	51060+	-
	10-10	6	52119+	29127
	10-13½	6	42407+	-
	12-12	5	41638+	-
	12-12	6	41473+	-
	16-16	8	43698+	-
	18-18	8	42857	-
5	22½-30	8	44112+	-
	5-5	5½	41224+	-
	7½-13½	5½	42253+	-
	8-9	5	52375+	-
	8 <sup>13</sup> / <sub>32</sub> -12 <sup>5</sup> / <sub>8</sub>	6	42081	-
	8½-8½	6	41538+	-
	8½-11	6	52429+X	-
	8¾-14¼	5½	42186	-
	9-9	5½	51056+	-
	9-11½	5½	53095	-
6	9½-9½	6	41832+	-
	10-16	6	42147+	-
	11-9	6	51057+	-
	11-16	5½	42125+	-
	12-12	6	41436+	-
	15-15	5½	42274+	-
	12-12	8	-	29121+
	15-15	8	42939+	-
	17½-17½	10	43699+	-
	18-18	10	42940+	-
6	6½-6½	6½	41583+	-
	10-10	10	41559+	-
	12-12	10	41560+	-
	15-15	10	42562+	-

GENERAL INFORMATION

PASSENGER CAR

LIGHT TRUCK

MUFFLER SPECS.

OPTIONAL MUFFLERS

CONVERTER SPECS.

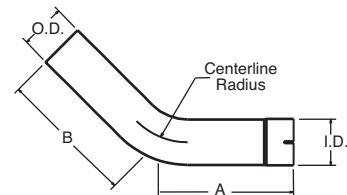
ACCESSORIES

FOOTNOTES

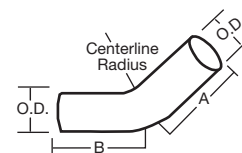
# ACCESSORIES

## 45° ELBOWS

Style ID-OD						
Diameter	Bend Angle	Style	Length A-B	Radius	ALZ. Part No.	Chrome Part No.
1½	45	ID-OD	6-6	4	41733	-
1¾	45	ID-OD	6-6	4	41734	-
1⅞	45	ID-OD	6-6	4	41735	-
2	45	ID-OD	6-6	4	41187	-
2¼	45	ID-OD	6-6	4½	41188	-
2½	45	ID-OD	6-6	5	41189	-
2¾	45	ID-OD	6-6	5	41439	-
3	45	ID-OD	7-7	6	42760+	-
3½	45	ID-OD	8-8	7	42761+	-
4	45	ID-OD	5-5	4	41639+	-
	45	ID-OD	6-6	6	41686+	-
	45	ID-OD	9⅝-9⅝	8	42758+	-
	45	ID-OD	12-12	6	42246+	-
5	45	ID-OD	6-6	5½	41640+	-
	45	ID-OD	7-7	8	42355+	-
	45	ID-OD	8-8	10	41477+	-
	45	ID-OD	12-12	8	42855+	-
	45	ID-OD	12-12	10	42453+	29200+
	45	ID-OD	15-15	8	53042+	-
6	45	ID-OD	7-7	10	52053+	-

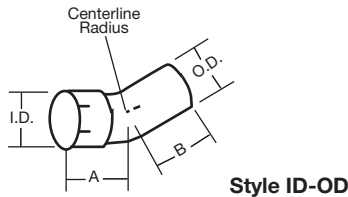


Style OD-OD						
Diameter	Bend Angle	Style	Length A-B	Radius	ALZ. Part No.	Chrome Part No.
2½	45	OD-OD	6-6	4	41438+	-
2¾	45	OD-OD	6-6	5	41440	-
3	45	OD-OD	4-4	3	41641+	-
	45	OD-OD	7-7	6	41428+	-
3½	45	OD-OD	8-8	7	41429+	-
4	45	OD-OD	6-6	6	41632+	-
	45	OD-OD	8-8	5	41430+	-
	45	OD-OD	8-8	8	41475+	-
	45	OD-OD	12-12	6	42247+	-
5	45	OD-OD	8 - 13	6	52406+	-
	45	OD-OD	8-8	5½	41612+	-
	45	OD-OD	8-8	8	41431+	-
	45	OD-OD	8-8	10	41476+	-
	45	OD-OD	15-15	8	42249+	-
6	45	OD-OD	7-7	10	52134+	-

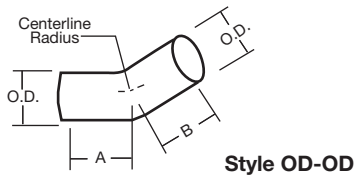


# ACCESSORIES

## MISCELLANEOUS ELBOWS



Style ID-OD						
Diameter	Bend Angle	Style	Length A-B	Radius	ALZ. Part No.	Chrome Part No.
1½	20	ID-OD	6-6	4	41813	-
1¾	20	ID-OD	6-6	4	41814	-
1⅞	20	ID-OD	6-6	4	41815	-
2	20	ID-OD	6-6	4	41816	-
2¼	20	ID-OD	6-6	4	41817	-
2½	20	ID-OD	6-6	4	41437+	-
	20	ID-OD	6-6	5	41818	-
3½	30	ID-OD	4-4	5	41618+	-
	60	ID-OD	8-8	5	41626+	-
4	30	ID-OD	4 - 4	5	41619+	-
	30	ID-OD	5 - 4	6	51049+	-
	60	ID-OD	8 - 8	5	41627+	-
	85	ID-OD	20 - 13	6	52393+	-
5	30	ID-OD	4 - 4	6	41620+	-
	30	ID-OD	5 - 5	6	51050+	-
	35	ID-OD	4½ - 3	6	41833+	-
	35	ID-OD	7 - 4	6	51046+	-
	60	ID-OD	8 - 8	6	41628+	-
	70	ID-OD	7½ - 11	8	42252+	-



Style OD-OD						
Diameter	Bend Angle	Style	Length A-B	Radius	ALZ. Part No.	Chrome Part No.
3½	30	OD-OD	4-4	5	41614	-
	60	OD-OD	8-8	5	41622+	-
4	15	OD-OD	2 - 2	8	41204+	-
	30	OD-OD	4 - 4	5	41615+	-
	60	OD-OD	8 - 8	5	41623+	-
	80	OD-OD	8 - 13	5	52391+	-
	92	OD-OD	13 - 12	6	52414+	-
5	15	OD-OD	4 - 4	8	41217+	-
	28	OD-OD	26 - 11	8	53594+	-
	30	OD-OD	4 - 4	6	41616+	-
	60	OD-OD	8 - 8	6	41624+	-
	67	OD-OD	7½ - 11	8	42856+	29209+

GENERAL INFORMATION

PASSENGER CAR

LIGHT TRUCK

MUFFLER SPECS.

OPTIONAL MUFFLERS

CONVERTER SPECS.

ACCESSORIES

FOOTNOTES

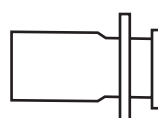
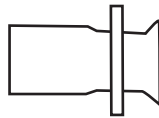
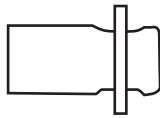
# ACCESSORIES

## EXTENSION PIPES, RESONATOR SUB PIPES, TAIL SPOUTS

Product Description	1½" Dia.	1⅝" Dia.	1¾" Dia.	1⅞" Dia.	2" Dia.	2⅝" Dia.	2¼" Dia.	2½" Dia.
Extension Pipe ID-OD 12" OAL	41920	—	41931	—	41947	—	41956	41966
Extension Pipe ID-OD 18" OAL	52001	52183	52002	52003	52004	52006	52005	42596
Extension Pipe ID-OD 26" OAL	52007	—	52008	52009	52010	52013	52011	52012
Sub Pipe ID-ID 18" OAL	—	—	—	52186	52014	—	52015	52016
Tail Spout ID One End 12" OAL	41784	—	41807	—	42536	41808	52018	41809

## APAPTERS

8" Overall Length with Inlet Flange



Male  
Ball

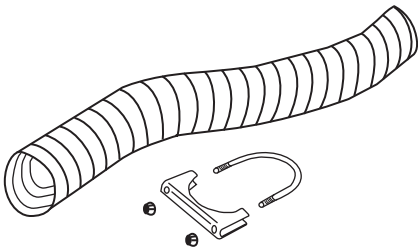
Female  
Ball

Flat  
Ball

Dia.	Male Ball	Female Ball	Flat Ball
2	—	41724	41727
2¼	41722	41725	—
2½	41723	41726	—

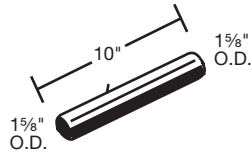
## EXHAUST REPAIR KIT

18" Galvanized Flex Tubing with Clamp

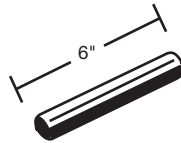


PART NO.	I.D.
36319	1½
36320	1¾
36321	1⅞
36322	2
36323	2⅝
36324	2¼
36325	2⅜
36326	2½

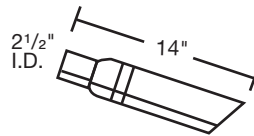
## CHROME TAIL SPOUTS Individually Cartonized



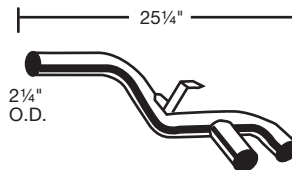
**35100\***  
1974-55 VW Beetle



**35594** (Fits 1 3/8" - 1 1/2" O.D. Pipes)  
**35595** (Fits 1 5/8" - 1 3/4" O.D. Pipes)  
**35596** (Fits 1 7/8" - 2" O.D. Pipes)  
Universal Import Spouts



**35851**  
Dodge V-10 Pickup



**43821, 43822**  
1981-80 Pontiac Firebird  
1981-80 Chevrolet Camaro

\* Two per car.

GENERAL  
INFORMATION

PASSENGER  
CAR

LIGHT  
TRUCK

MUFFLER  
SPECS.

OPTIONAL  
MUFFLERS

CONVERTER  
SPECS.

ACCESSORIES

FOOTNOTES

# ACCESSORIES

## CHROME TAIL SPOUTS Bulk Cartonized

### ANGLE CUT



Part No.	Size	Fits	Qty./ Carton
35837	2 1/8" x 9"	2"	12
35838	2 3/8" x 9"	2 1/4"	12
35833	2 1/2" x 18"	2"	12
35834	3" x 16"	2"	12
35835	3" x 22"	2"	6
35836	3 1/2" x 22"	2"	6
35986	3 1/2" x 12"	3" O.D.	6
35981	3 1/2" x 18"	2" O.D.	6

### CURVE DOWN



Part No.	Size	Fits	Qty./ Carton
35846	2 1/8" x 9"	2"	12
35847	2 3/8" x 9"	2 1/4"	12

### PENCIL CUT



Part No.	Size	Fits	Qty./ Carton
35840	1 3/4" x 9"	1 5/8"	12
35842	2 1/8" x 9"	2"	12
35843	2 3/8" x 9"	2 1/4"	12
35956	2 5/8" x 9"	2 1/2"	12
35156	3 1/2" x 12"	3" O.D.	6

### CHEVELLE



Part No.	Size	Fits	Qty./ Carton
35859	2 1/8" x 9"	2"	12



# ACCESSORIES

## ALUMINIZED TAIL SPOUTS



Style A (OD)

Dia. (OD)	Style	Overall Length	Aluminized
2	A	9	41013
2	A	9½	41422
2	A	12	41134
2¼	A	11	41206
2¼	A	12	41245
2½	A	10	41094
2½	A	24	42534
2¾	A	12	41233
3	A	12	41095+
4	A	12	41097+
4	A	18	42129+
5	A	18	42130
5	A	24	42543
6	A	20	42594

+ Mandrel Bent.

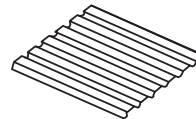
Style B (ID)

Dia. (ID)	Style	Overall Length	Aluminized
1½	B	12	41784
1¾	B	6	41126
1¾	B	12	41807
1⅞	B	12	41299
2	B	12	42536
2⅞	B	10	41062
2⅞	B	12	41808
2¼	B	30	52181
2½	B	12	41809
2½	B	30	52182
3	B	12	42448+
3½	B	12	42449+
4	B	12	42447+
5	B	20	42377
6	B	20	42128

## UNIVERSAL HEAT SHIELDS & STRAPS

Two popular sizes replace most O.E. Style Heat Shields.

Part No.	Width	Lengths	Requires Strap No.
35567	8⅞	18	35564
35569	8⅞	14	35564



35567  
35569



35564

GENERAL INFORMATION

PASSENGER CAR

LIGHT TRUCK

MUFFLER SPECS.

OPTIONAL MUFFLERS

CONVERTER SPECS.

ACCESSORIES

FOOTNOTES

# ACCESSORIES

## FLANGE IDENTIFICATION CHARTS

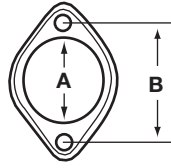


Figure 1

Flange No.	A	B	Type
31800 <sup>4</sup>	2 1/16	3	Stamped
31801	2 5/16	3 1/4	Formed
31802 <sup>1</sup>	2 1/8	3 1/8	Formed
31805	1 13/16	3	Formed
31806	2 1/16	3 1/8	Formed
31807	1 11/16	2 11/16	Stamped
31808 <sup>2</sup>	2 1/8	3 1/8	Stamped
31851 <sup>3</sup>	2 1/8	3 1/8	Formed
31853	2 3/4	4 1/16	Formed
31854	2 1/4	3 5/8	Formed
31855	2 1/2	3 7/8	Formed
31859	2 13/32	3 3/4	Formed
31860	2 1/8	3 13/32	Formed
31862 <sup>6</sup>	2 3/8	3 11/16	Formed
31864	2 5/16	3 9/16	Formed
31865	2 11/16	3 3/4	Formed
31867	2 3/32	3 25/32	Formed
31880	2	2 15/16 †	Stamped
31882	2 7/16	3 25/32	Formed
31885	2 5/16	4	Formed
31886	2 3/8	4 #	Stamped
31887	2 19/32	3 3/4	Formed
31890	2 1/8	3 3/4	Formed
31896	2 9/16	4	Formed
31897	2 3/32	3 1/2 #	Stamped
31899	1 13/16	3 5/32	Formed
31905	2 1/8	4 1/4	Formed
31918	2 1/8	3 7/16	Stamped
31921	2 1/16	3	Stamped
31926	1 7/8	3	Stamped
31928	2 21/32	4 25/32	Formed
31930	2 3/4	4 1/8 #	Stamped
31934	2 1/4	3 1/2 †	Stamped
31937	2 5/32	3 1/2	Stamped
31942	3 3/32	4 1/4	Formed
31943 †	2 5/16	4 1/8	Formed
31944 †	2 1/2	4 1/4	Stamped
31961	2 3/8	3 7/8	Formed
31964	2 1/4	3 1/4	Formed

- 1 .12 Material Thickness.
- 2 .38 Material Thickness.
- 3 .15 Material Thickness.
- 4 .45 Material Thickness.

- 6 7/8" Bolt Holes.
- # Slotted Bolt Holes.
- † Two Slotted Bolt Holes.
- ‡ Individually Boxed.

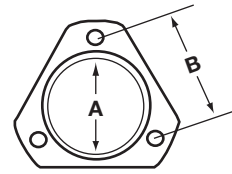


Figure 2

Flange No.	A	B	Type
31803	2 1/8	2 3/4	Formed
31850	2 3/8	3	Formed
31866	2 23/32	3 1/8	Formed
31875	2 7/16	3 11/16	Formed
31877	2	2 13/16 #	Stamped
31883	2 5/8	3 1/16	Formed
31891	2 1/8	2 5/8	Stamped
31900	2 1/2	3 1/8	Stamped
31923	2 11/16	3	Stamped
31927	1 7/8	2 11/16	Formed
31940	2 1/4	2 23/32	Stamped
31952	2 5/8	3 1/4	Stamped
31965	2	2 13/16 †	Stamped

† Individually Boxed. # Slotted Bolt Holes.

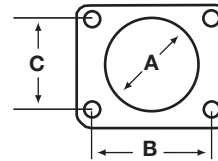


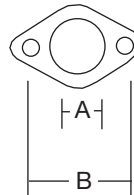
Figure 3

Flange No.	A	B	C	Type
31914	2 3/8	2 13/16 #	2 15/32	Stamped

# Slotted Bolt Holes.

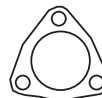
## UNIVERSAL FLANGES

Slotted  
2 - Bolt Holes  
10/carton



Part No.	A	B
31878 -	2 1/2"	4"
31879 -	2 1/4"	4"
31880 -	2"	3 1/8"
31881 -	1 3/4"	3 1/8"
31924 -	2 3/8"	3 7/8"
31946 -	2"	3 3/4"
31947 -	2 1/8"	3 1/2"

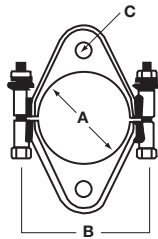
3 - Bolt Holes  
10/carton



- 31876 - 2 1/4" Dia.
- 31877 - 2" Dia. Slotted
- 31919 - 2 1/2" Dia.

# ACCESSORIES

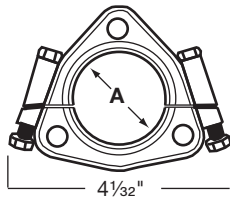
## GENERAL MOTORS UNIVERSAL SPLIT FLANGE



Flange No.	A	B	C
36130	2½	3⅛	⅞
36131	2¼	3 <sup>27</sup> / <sub>64</sub>	7/16 X 37/64§
36132	2	3 <sup>1</sup> / <sub>16</sub>	7/16 X 37/64§

§ Oblong Holes

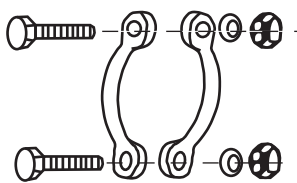
## VOLKSWAGEN - AUDI SPLIT FLANGE



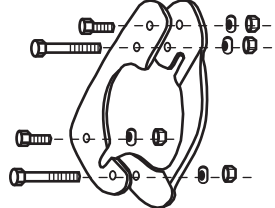
Flange No.	A
36133	2 <sup>7</sup> / <sub>16</sub>
36134	1 <sup>7</sup> / <sub>8</sub>

## SPLIT CONVERTER FLANGE

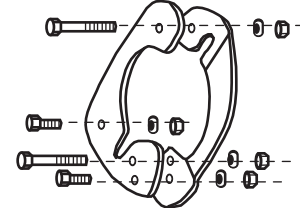
Split design allows the old worn-out flange to be replaced without damaging or cutting the catalytic converter. Low installation time - no welding required. Provides solid support for the entire exhaust system. Four popular sizes.



31871 (2½" - 2½")  
31884 (1¾" - 2")



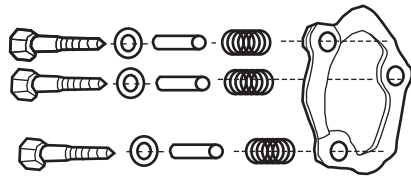
31901  
(1986-80 General Motors)



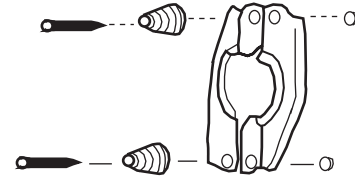
31925  
(1987-82 General Motors)

## SPLIT EXHAUST PIPE FLANGES

Split design allows the burned out flange to be replaced without removing the exhaust pipe. Saves installation time.

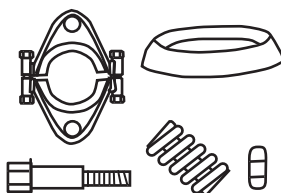


31902 (2½")  
(1987-75 General Motors)



31953 (1<sup>7</sup>/<sub>8</sub>")  
(Chrysler w/o Turbo)

## FLANGE MOUNTING KIT



- 36128 1994-89 Taurus SHO, 3.0L  
1994-86 Taurus, 3.0L  
1994-91 Taurus Police Sedan, 3.8L  
1994-86 Sable, 3.0L
- 35455 1985-83 Escort, Lynx, 1.6L  
1990-85 Escort, Lynx, 1.9L  
1990-86 Sable, Taurus, 2.5L  
1991-82 Tempo, Topaz, 2.3L

GENERAL INFORMATION

PASSENGER CAR

LIGHT TRUCK

MUFFLER SPECS.

OPTIONAL MUFFLERS

CONVERTER SPECS.

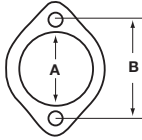
ACCESSORIES

FOOTNOTES

# ACCESSORIES

## GASKET IDENTIFICATION CHARTS

Figure 1

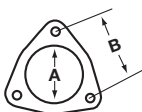


Gasket No.	A	B
31301	2 1/8	2 7/8
31307†	2 1/4	3 1/2
31309	1 7/8	3
31310	2	3 1/2
31311	2 7/16	3 29/32
31313	2 1/16	3 3/8
31335	2	2 23/32
31336†	2 1/8	3 1/2*
31337	2 1/2	4
31356	1 1/2	2 13/16
31367†	2	3 3/16
31386	2 1/4	3 1/2*
31388	2	3 11/32
31512	2 5/8	4 1/4
31532	2 3/8	4 5/16
31534	2 1/8	3 5/8
31537	2 3/8	3 5/8
31540	2 15/32	4 1/8
31547	2 7/16	3 17/32
31560	2 1/16	4 5/16
31564	3/4	1 1/2*
31574	3 1/32	5 5/32
31578	2 25/64	4 9/64
31605	2 13/16	5 5/32
31632	2 1/8	4
31640	2 41/64	4 1/16
31652	2 5/8	4 15/16
31671	1 5/8	2 7/8
31676	1	2 1/8
31678	2 7/16	3 1/4
31712	2 13/16	4 3/8

† Shipped in lots of 10 - Std. Carton.

\* Slotted Bolt Holes

Figure 2



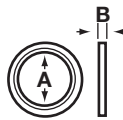
Gasket No.	A	B
31305	2 9/32	2 3/4
31312	2 7/16	2 3/4
31327	1 7/8	2 5/8
31342	2 1/4	2 1/2
31348	2 15/32	3 1/32
31366	2 1/8	2 5/8
31369†	2 15/32	3 1/4
31383	2 1/8	2 7/8

† Shipped in lots of 10 - Std. Carton.

Figure 2 (Continued)

Gasket No.	A	B
31390	2 1/4	2 7/8
31553	2 3/32	2 7/16
31559	2 1/16	2 13/16
31571	2 13/16	4 7/16
31582	2	2 3/8
31589	2 19/32	3 13/32
31595	2 3/32	3 5/64
31599	2 9/32	3 3/8
31611	2 13/16	3 7/32
31638	3	3 13/16
31641	2	4
31650	2 7/16	3 1/4
31711	2 1/2	3
31723	5	5 1/4
31726	2 7/8	3 9/16
31727	2 7/8	3 5/8
31728	2 1/4	3 13/32
36491	4	5 1/4
36496	4 1/2	5 1/4

Figure 3



Gasket No.	A	B
31320†	1 25/32	3/16
31321	1 17/32	3/16
31322	2 1/2	1/16
31331	2	1/8
31332	1 31/32	3/16
31334	1 7/8	—
31350	2 5/8	3/16
31354	2 1/8	5/32
31355	2 13/32	7/32
31374	2 3/16	3/16
31377	2 1/64	3/16
31384	2 9/16	3/32
31396	1 11/16	3/16
31397	1 51/64	3/16
31541	1 1/2	3/16
31549	2 3/4	7/32
31566	2 1/16	3/16
31568	1 23/32	3/16
31576	2 5/32	5/32
31577	1 23/32	3/16
31585	2 13/32	3/16
31586	1 59/64	3/16
31602	2 13/16	5/32

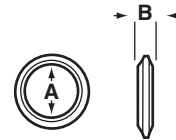
† Shipped in lots of 10 - Std. Carton.

Figure 3 (Continued)

Gasket No.	A	B
31610	2 31/32	5/32
31612	2 37/64	5/32
31616	2 5/8	3/16
31628	2 3/16	3/16
31629	2 31/32	3/16
31631	2 7/16	3/8
31633	2 9/32	3/16
31634	3	3/16
31639	2 3/8	1/2
31656	1 7/16	3/16
31660	2 1/4	1/16
31670	2 1/2	1/16
31696	5	3/16
31703	3	3/16

† Shipped in lots of 10 - Std. Carton.

Figure 4



Gasket No.	A	B
31365 <sup>1</sup>	1 25/32	9/16
31370 <sup>1</sup>	2 9/32	9/16
31385 <sup>4</sup> #	1 3/4	1
31392	1 13/16	3/4
31400†	2 1/32	19/32
31401	1 29/32	9/16
31403	1 25/32	19/32
31405†	2 3/8	9/16
31416 <sup>1</sup>	2 1/32	17/32
31500	2 17/32	2 1/32
31503	2 5/32	3/4
31508 <sup>1</sup>	2 9/16	1/2
31626	1 25/32	13/32
31627	1 15/16	37/64

# For Spherical Flare Use.

<sup>1</sup> Sintered Iron Material.

<sup>4</sup> Formed Metal Material.

† Shipped in lots of 10 - Std. Carton.

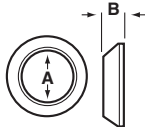
## GASKET IDENTIFICATION CHARTS

Figure 4 (Continued)

Gasket No.	A	B
31661	1 $\frac{3}{8}$	1 $\frac{3}{32}$
31669	2 $\frac{1}{4}$	$\frac{3}{4}$
31677 <sup>2</sup>	2	1 $\frac{1}{4}$
31684	2	$\frac{3}{4}$
31713 <sup>2</sup>	2 $\frac{3}{8}$	1 $\frac{3}{16}$

2 Graphoil Material.

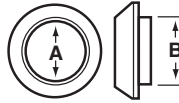
Figure 5



Gasket No.	A	B
31357 <sup>2</sup>	2	$\frac{1}{2}$
31358 <sup>2</sup>	1 $\frac{3}{4}$	$\frac{1}{2}$
31360 <sup>2</sup>	1 $\frac{25}{32}$	2 $\frac{1}{32}$
31362 <sup>3</sup>	2 $\frac{1}{32}$	$\frac{9}{16}$
31364 <sup>3</sup>	2 $\frac{27}{32}$	$\frac{9}{16}$
31372 <sup>2</sup>	2 $\frac{5}{16}$	1 $\frac{1}{16}$
31378 <sup>2</sup>	2 $\frac{1}{32}$	$\frac{5}{8}$
31379 <sup>3</sup>	2 $\frac{9}{32}$	$\frac{3}{4}$
31387	1 $\frac{7}{8}$	$\frac{1}{2}$
31391	2 $\frac{1}{4}$	$\frac{1}{2}$
31417 <sup>1</sup>	2 $\frac{1}{8}$	1 $\frac{7}{32}$
31522 <sup>2</sup>	1 $\frac{3}{4}$	1 $\frac{7}{32}$
31531	2 $\frac{17}{32}$	$\frac{3}{4}$
31533	2 $\frac{1}{8}$	$\frac{9}{16}$
31550	2	$\frac{3}{4}$
31555	2 $\frac{17}{32}$	$\frac{9}{16}$
31556	3	1 $\frac{9}{32}$
31557	2 $\frac{1}{4}$	$\frac{9}{16}$
31596 <sup>2</sup>	2 $\frac{1}{8}$	$\frac{5}{8}$
31598	2 $\frac{9}{32}$	$\frac{1}{2}$
31600	2 $\frac{11}{32}$	1 $\frac{1}{16}$
31604	1 $\frac{15}{16}$	$\frac{3}{8}$
31614	1 $\frac{15}{16}$	1 $\frac{9}{32}$
31615	2 $\frac{17}{64}$	4 $\frac{1}{64}$
31619	2	$\frac{9}{16}$
31622	2 $\frac{31}{32}$	1 $\frac{7}{32}$
31630	2 $\frac{9}{16}$	4 $\frac{1}{64}$
31658	2 $\frac{3}{4}$	$\frac{1}{2}$
31673	2 $\frac{5}{8}$	$\frac{5}{8}$
31687	3 $\frac{3}{8}$	9 $\frac{3}{32}$
31689	2 $\frac{1}{4}$	$\frac{1}{4}$
31690	1 $\frac{1}{2}$	$\frac{1}{2}$
31697	1 $\frac{3}{16}$	$\frac{5}{8}$
31709	2	$\frac{1}{2}$

1 Sintered Iron Material.  
2 Graphoil Material.  
3 Metal Mesh Material.

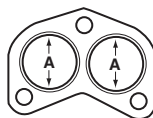
Figure 6



Gasket No.	A	B
31381 <sup>2</sup>	1 $\frac{25}{32}$	1 $\frac{7}{8}$
31394	2 $\frac{1}{4}$	2 $\frac{1}{2}$
31398	2 $\frac{1}{8}$	2 $\frac{3}{8}$
31404	1 $\frac{27}{32}$	1 $\frac{29}{32}$
31413	2 $\frac{11}{32}$	2 $\frac{19}{32}$
31418 <sup>1</sup>	2 $\frac{1}{8}$	2 $\frac{5}{16}$
31507	2 $\frac{1}{8}$	2 $\frac{5}{16}$
31511 <sup>2</sup>	2 $\frac{11}{32}$	2 $\frac{19}{32}$
31520 <sup>2</sup>	1 $\frac{3}{4}$	2
31523 <sup>2</sup>	2	2 $\frac{3}{16}$
31524 <sup>2</sup>	1 $\frac{9}{16}$	1 $\frac{11}{16}$
31554	2 $\frac{15}{32}$	2 $\frac{9}{16}$
31657	2 $\frac{1}{2}$	2 $\frac{3}{4}$
31654	2 $\frac{1}{4}$	2 $\frac{1}{2}$
31657	2 $\frac{1}{2}$	2 $\frac{3}{4}$

1 Sintered Iron Material.  
2 Graphoil Material.

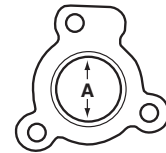
Figure 7



Gasket No.	A
31376	2
31517	1 $\frac{3}{4}$
31535	1 $\frac{9}{16}$ @
31536	1 $\frac{23}{32}$
31542	1 $\frac{9}{16}$
31565	1 $\frac{23}{32}$
31567	1 $\frac{45}{64}$
31593	1 $\frac{7}{16}$
31594	1 $\frac{13}{16}$
31613	1 $\frac{27}{32}$
31646	1 $\frac{27}{32}$
31651	2
31674	1 $\frac{1}{2}$
31693	1 $\frac{1}{2}$
31701	1 $\frac{3}{8}$

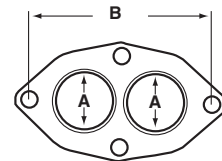
@ Holes are connected..

Figure 8



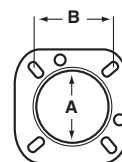
Gasket No.	A
31333	1 $\frac{13}{16}$
31561	2 $\frac{1}{16}$
31570	1 $\frac{7}{8}$

Figure 9



Gasket No.	A	B
31558	1 $\frac{23}{32}$	4 $\frac{15}{16}$
31680	2	5 $\frac{3}{16}$
31683	1 $\frac{3}{4}$	4 $\frac{3}{4}$

Figure 10



Gasket No.	A	B
31347	2 $\frac{15}{16}$	2 $\frac{3}{4}$ *

\* Slotted Bolt Holes.

GENERAL INFORMATION

PASSENGER CAR

LIGHT TRUCK

MUFFLER SPECS.

OPTIONAL MUFFLERS

CONVERTER SPECS.

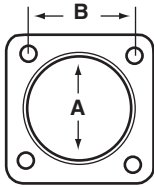
ACCESSORIES

FOOTNOTES

# ACCESSORIES

## GASKET IDENTIFICATION CHARTS

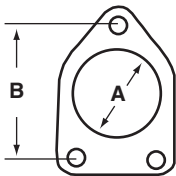
Figure 11



Gasket No.	A	B
31414	2 <sup>5</sup> / <sub>16</sub>	2 <sup>3</sup> / <sub>8</sub>
31519†	2 <sup>3</sup> / <sub>4</sub>	2 <sup>13</sup> / <sub>16</sub>
31597	2 <sup>19</sup> / <sub>32</sub>	3 <sup>3</sup> / <sub>16</sub>
31649	2 <sup>1</sup> / <sub>8</sub>	2 <sup>3</sup> / <sub>4</sub>
31662	2 <sup>1</sup> / <sub>2</sub>	2 <sup>5</sup> / <sub>8</sub>
31665	1 <sup>3</sup> / <sub>4</sub>	2
31682	2 <sup>1</sup> / <sub>8</sub>	2 <sup>1</sup> / <sub>2</sub>
31698	3 <sup>9</sup> / <sub>16</sub>	3 <sup>3</sup> / <sub>16</sub>

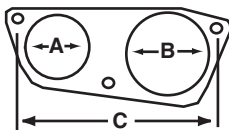
† Shipped in lots of 10 - Std. Carton.

Figure 12



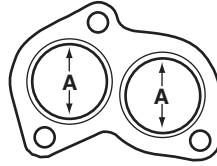
Gasket No.	A	B
31371	2	3
31528	2 <sup>3</sup> / <sub>16</sub>	3 <sup>3</sup> / <sub>16</sub>
31592	2 <sup>21</sup> / <sub>32</sub>	3 <sup>21</sup> / <sub>32</sub>
31644	2 <sup>1</sup> / <sub>2</sub>	4
31645	2	3 <sup>1</sup> / <sub>4</sub>
31650	2 <sup>7</sup> / <sub>16</sub>	3 <sup>1</sup> / <sub>4</sub>
31688	2 <sup>1</sup> / <sub>4</sub>	3

Figure 13



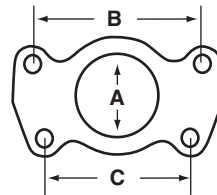
Gasket No.	A	B	C
31618	3 <sup>1</sup> / <sub>8</sub>	3 <sup>5</sup> / <sub>8</sub>	9 <sup>7</sup> / <sub>8</sub>

Figure 14



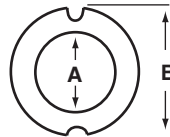
Gasket No.	A
31314	1 <sup>13</sup> / <sub>16</sub>
31395	2

Figure 15



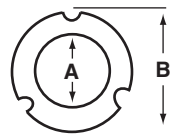
Gasket No.	A	B	C
31606	2	4 <sup>5</sup> / <sub>16</sub>	3 <sup>11</sup> / <sub>16</sub>

Figure 16



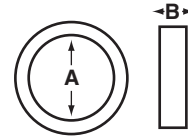
Gasket No.	A	B
31373	2 <sup>5</sup> / <sub>32</sub>	3 <sup>13</sup> / <sub>16</sub>
31679	2	3 <sup>3</sup> / <sub>8</sub>

Figure 17



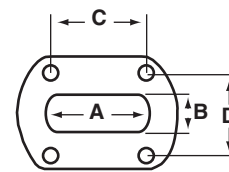
Gasket No.	A	B
31526	2 <sup>9</sup> / <sub>16</sub>	4 <sup>7</sup> / <sub>32</sub>

Figure 18



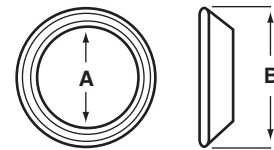
Gasket No.	A	B
31399	2 <sup>5</sup> / <sub>32</sub>	5 <sup>5</sup> / <sub>8</sub>
31527	1 <sup>31</sup> / <sub>32</sub>	5 <sup>5</sup> / <sub>8</sub>
31715	1 <sup>29</sup> / <sub>32</sub>	5 <sup>5</sup> / <sub>8</sub>

Figure 19



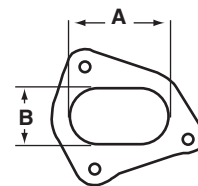
Gasket No.	A	B	C	D
31530	5 <sup>1</sup> / <sub>2</sub>	2 <sup>1</sup> / <sub>4</sub>	3 <sup>1</sup> / <sub>4</sub>	4 <sup>3</sup> / <sub>16</sub>
31624	3 <sup>9</sup> / <sub>16</sub>	2 <sup>1</sup> / <sub>2</sub>	4 <sup>3</sup> / <sub>8</sub>	2 <sup>5</sup> / <sub>8</sub>
31724	2 <sup>21</sup> / <sub>64</sub>	1 <sup>13</sup> / <sub>16</sub>	2 <sup>3</sup> / <sub>8</sub>	2 <sup>1</sup> / <sub>2</sub>

Figure 20



Gasket No.	A	B
31543	1 <sup>9</sup> / <sub>16</sub>	2 <sup>5</sup> / <sub>8</sub>

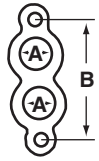
Figure 21



Gasket No.	A	B
31545	3 <sup>15</sup> / <sub>32</sub>	2 <sup>7</sup> / <sub>16</sub>

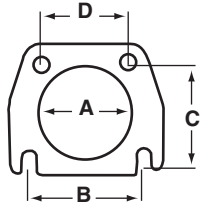
## GASKET IDENTIFICATION CHARTS

Figure 22



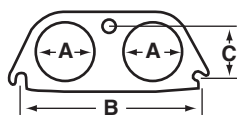
Gasket No.	A	B
31548	$1\frac{15}{16}$	$3\frac{15}{16}$

Figure 23



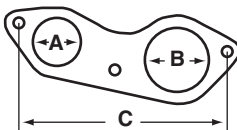
Gasket No.	A	B	C	D
31546	$2\frac{21}{32}$	$3\frac{3}{16}$	$2\frac{9}{16}$	$2\frac{7}{16}$
31601	2	$2\frac{11}{16}$	$2\frac{11}{16}$	$1\frac{63}{64}$

Figure 24



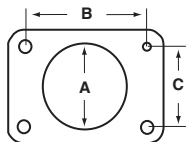
Gasket No.	A	B	C
31573	$2\frac{9}{16}$	$8\frac{3}{4}$	$2\frac{9}{16}$

Figure 25



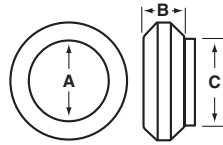
Gasket No.	A	B	C
31575	$2\frac{9}{16}$	$2\frac{3}{4}$	$9\frac{3}{16}$

Figure 26



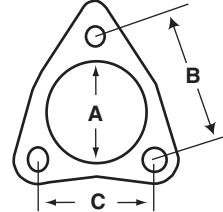
Gasket No.	A	B	C
31587	$3\frac{3}{32}$	$4\frac{15}{32}$	$2\frac{29}{32}$
31591	$3\frac{1}{2}$	$4\frac{3}{4}$	$3\frac{3}{32}$
31648	$2\frac{1}{2}$	3	2
31694	3	$4\frac{3}{8}$	$1\frac{15}{16}$
31699	3	$3\frac{1}{2}$	$3\frac{1}{16}$

Figure 27



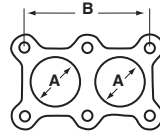
Gasket No.	A	B	C
31588	$1\frac{3}{4}$	$1\frac{15}{16}$	$1\frac{15}{16}$
31668	$2\frac{1}{4}$	$\frac{3}{4}$	$2\frac{1}{2}$
31710	$2\frac{1}{4}$	$1\frac{1}{16}$	$2\frac{1}{2}$

Figure 28



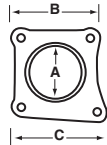
Gasket No.	A	B	C
31590	$2\frac{1}{8}$	$2\frac{7}{8}$	$2\frac{7}{16}$
31607	$2\frac{35}{64}$	$4\frac{53}{64}$	$4\frac{31}{64}$
31620	$2\frac{3}{4}$	$5\frac{1}{16}$	$3\frac{1}{16}$
31647	$2\frac{3}{4}$	$4\frac{3}{16}$	$3\frac{41}{64}$
31686	$2\frac{3}{8}$	$3\frac{3}{8}$	$4\frac{1}{8}$
31688	$2\frac{1}{4}$	3	$2\frac{3}{4}$
31691	$1\frac{9}{16}$	$2\frac{3}{8}$	$2\frac{1}{4}$
31700	$3\frac{3}{16}$	$3\frac{1}{8}$	$4\frac{1}{8}$
31718	$2\frac{3}{4}$	$4\frac{1}{8}$	3
31721	$2\frac{3}{4}$	$4\frac{7}{8}$	$2\frac{7}{8}$

Figure 29



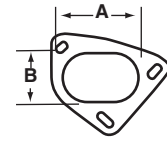
Gasket No.	A	B
31603	$2\frac{3}{32}$	5
31719	$3\frac{1}{8}$	$6\frac{1}{4}$

Figure 30



Gasket No.	A	B	C
31608	$2\frac{1}{2}$	$3\frac{3}{32}$	$3\frac{1}{2}$

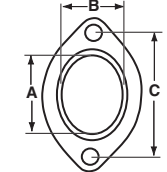
Figure 31



Gasket No.	A	B
31609*	$3\frac{15}{32}$	$2\frac{7}{16}$

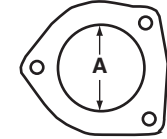
\* Slotted bolt holes.

Figure 32



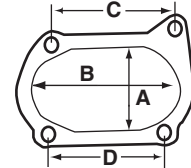
Gasket No.	A	B	C
31623	$2\frac{55}{64}$	$2\frac{5}{32}$	$4\frac{15}{16}$
31692	$2\frac{7}{8}$	$2\frac{3}{8}$	$4\frac{1}{2}$

Figure 33



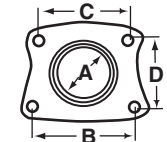
Gasket No.	A
31625	$2\frac{9}{16}$
31702	$2\frac{1}{8}$
31708	$2\frac{11}{16}$

Figure 34



Gasket No.	A	B	C	D
31617	$4\frac{15}{32}$	$2\frac{41}{64}$	$3\frac{3}{4}$	$3\frac{3}{16}$

Figure 35



Gasket No.	A	B	C	D
31635	$2\frac{21}{32}$	$4\frac{5}{32}$	$3\frac{21}{32}$	$2\frac{23}{32}$
31714	$2\frac{3}{4}$	$2\frac{5}{8}$	$2\frac{1}{4}$	$3\frac{1}{16}$

GENERAL INFORMATION

PASSENGER CAR

LIGHT TRUCK

MUFFLER SPECS.

OPTIONAL MUFFLERS

CONVERTER SPECS.

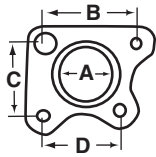
ACCESSORIES

FOOTNOTES

# ACCESSORIES

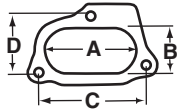
## GASKET IDENTIFICATION CHARTS

Figure 36



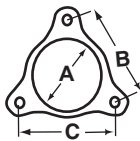
Gasket No.	A	B	C	D
31636	2 <sup>1</sup> / <sub>32</sub>	3 <sup>1</sup> / <sub>16</sub>	2 <sup>1</sup> / <sub>2</sub>	2 <sup>13</sup> / <sub>32</sub>

Figure 37



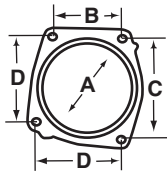
Gasket No.	A	B	C	D
31637	4 <sup>3</sup> / <sub>4</sub>	2 <sup>3</sup> / <sub>8</sub>	5 <sup>9</sup> / <sub>16</sub>	2 <sup>15</sup> / <sub>16</sub>

Figure 38



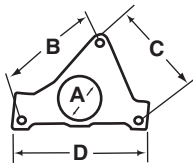
Gasket No.	A	B	C
31643	3 <sup>1</sup> / <sub>4</sub>	4 <sup>3</sup> / <sub>8</sub>	4 <sup>3</sup> / <sub>8</sub>
31666	3	3	3 <sup>1</sup> / <sub>2</sub>
31705	2 <sup>1</sup> / <sub>4</sub>	3 <sup>1</sup> / <sub>8</sub>	3 <sup>1</sup> / <sub>8</sub>

Figure 39



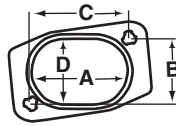
Gasket No.	A	B	C	D
31653	4 <sup>11</sup> / <sub>16</sub>	3 <sup>1</sup> / <sub>2</sub>	5	4 <sup>1</sup> / <sub>4</sub>

Figure 40



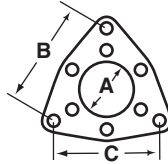
Gasket No.	A	B	C	D
31672	2 <sup>1</sup> / <sub>4</sub>	6 <sup>1</sup> / <sub>8</sub>	4	4 <sup>1</sup> / <sub>2</sub>

Figure 41



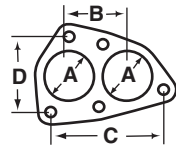
Gasket No.	A	B	C	D
31659	2 <sup>25</sup> / <sub>32</sub>	6 <sup>29</sup> / <sub>32</sub>	2 <sup>27</sup> / <sub>32</sub>	1 <sup>7</sup> / <sub>8</sub>

Figure 42



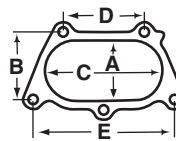
Gasket No.	A	B	C
31667	2 <sup>3</sup> / <sub>32</sub>	4 <sup>1</sup> / <sub>32</sub>	4

Figure 43



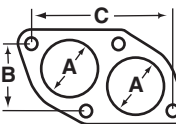
Gasket No.	A	B	C	D
31675	1 <sup>13</sup> / <sub>16</sub>	2 <sup>1</sup> / <sub>8</sub>	4 <sup>1</sup> / <sub>8</sub>	2 <sup>3</sup> / <sub>4</sub>

Figure 44



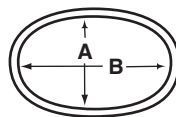
Gasket No.	A	B	C	D	E
31681	2 <sup>11</sup> / <sub>32</sub>	2 <sup>5</sup> / <sub>8</sub>	4 <sup>9</sup> / <sub>16</sub>	3 <sup>1</sup> / <sub>8</sub>	5 <sup>1</sup> / <sub>2</sub>

Figure 45



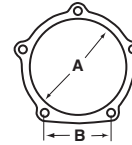
Gasket No.	A	B	C
31685	2 <sup>1</sup> / <sub>8</sub>	2 <sup>7</sup> / <sub>16</sub>	5 <sup>1</sup> / <sub>8</sub>

Figure 46



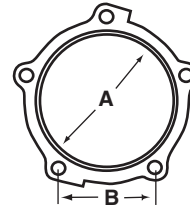
Gasket No.	A	B
31695	2	4

Figure 47



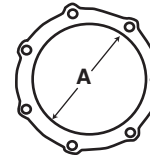
Gasket No.	A	B
31704	4 <sup>5</sup> / <sub>8</sub>	3 <sup>1</sup> / <sub>8</sub>
31720	3	2 <sup>3</sup> / <sub>4</sub>

Figure 48



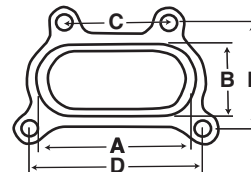
Gasket No.	A	B
31706	4	2 <sup>27</sup> / <sub>32</sub>

Figure 49



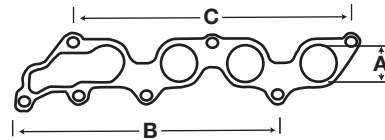
Gasket No.	A
36495	6 <sup>37</sup> / <sub>64</sub>

Figure 50



Gasket No.	A	B	C	D	E
31722	3 <sup>1</sup> / <sub>2</sub>	2 <sup>1</sup> / <sub>8</sub>	2 <sup>1</sup> / <sub>2</sub>	4 <sup>1</sup> / <sub>8</sub>	2 <sup>1</sup> / <sub>2</sub>

Figure 51



Gasket No.	A	B	C
31725	1 <sup>1</sup> / <sub>4</sub>	12 <sup>1</sup> / <sub>4</sub>	13 <sup>1</sup> / <sub>4</sub>



# ACCESSORIES

## GASKET & FLANGE USAGE CHART

Exhaust Pipe No.	Gasket No.	Flange No.	Exhaust Pipe No.	Gasket No.	Flange No.	Exhaust Pipe No.	Gasket No.	Flange No.	Exhaust Pipe No.	Gasket No.	Flange No.	Exhaust Pipe No.	Gasket No.	Flange No.
19050	31360	—	40483	31336	—	42309	31528	—	43215	31311	—	44135	31332	—
19051	31360	—	40490	31336	—	42324	31333	—	43222	31332	—	44147	31520	—
19052	31614	—	40492	31336	—	42324	31313	—	43223	31360	—	44150	31332	—
19053	31332	—	40516	31405	—	42354	31313	31850	43224	—	31882	44176	31403	—
19054	31571	—	40562	31416	—	42371	31405	31801	43226	31371	—	44193	31372	—
40041	31547	—	40565	31512	—	42388	—	31850	43236	31512 (2)	—	44217	31367	—
40060	31377	—	40571	31398	—	42393	31417	—	43245	31512	—	44218	31386	—
40061	31331	—	40572	31530	—	42393	—	31875	43246	31360	—	44220	31311	—
40079	31311	—	40573	31512	—	42408	31332	—	43265	31385	—	44252	31367	—
40093	31367	—	40574	31336	—	42503	31528	—	43281	—	31928	44267	31355	—
40202	31398	—	40579	31533	—	42516	31537	—	43282	—	31928	44320	31519	—
40203	31398	—	40582	31398	—	42679	31320	—	43287	31522	—	44328	31519	—
40204	31398	—	40583	31398	—	42688	31364	—	43301	31360	—	44336	31372	—
40205	31545	—	40584	31530	—	42783	—	31885	43304	31337	—	44345	31384	—
40210	31374 (2)	—	40585	31530	—	42795	—	31885	43304	31311	—	44354	31520	—
40211	31394	—	40588	31530	—	42796	—	31885	43310	31332	—	44359	31394	—
40212	31398 (2)	—	40614	31336	—	42803	31332	—	43313	31332	—	44360	31367	—
40213	31398 (2)	—	40620	31336	—	42810	31311	—	43317	31332	—	44378	31520	—
40214	31545	—	40625	31520	—	42835	—	31885	43318	31332	—	44453	31384	—
40259	31400	—	41248	31413	31866	42836	31320	—	43326	31337	—	44466	31523	—
40272	31416	—	41381	31511	31866	42850	—	31885	43326	31311	—	44466	31357	—
40282	31524	—	41454	31342	—	42852	—	31885	43332	31360	—	44477	31381	—
40288	31523	—	41457	—	31928	42853	—	31885	43340	31370	—	44477	31369	—
40290	31398	—	41471	31332	—	42859	31364	—	43343	31388	—	44479	31523	—
40294	31394	—	41492	31374	—	42859	31327	—	43344	31388	—	44479	31369	—
40295	31398	—	41550	31528	—	42869	31526	—	43353	31377	—	44484	31314	—
40296	31398	—	41672	31372	—	42869	31378	—	43427	31391	—	44484	31416	—
40297	31523	—	41682	31528	—	42887	31332	—	43430	31523	—	44485	31314	—
40298	31523	—	41779	31595	—	42892	—	31927	43437	31372	—	44485	31416	—
40309	31398	—	41779	31596	—	42906	31332	—	43443	31397	—	44489	31354	—
40310	31523	—	41785	31336	—	42907	31332	—	43443	31540	—	44489	31355	—
40314	31524	—	41831	31372	—	42909	31332	—	43445	31372	—	44493	31355	—
40315	31550	—	42074	31386	—	42916	—	31928	43449	31354	—	44493	31311	—
40316	31301	—	42074	31519	—	42917	—	31928	43453	31405	31801	44511	31500	—
40317	31398	—	42082	31320	—	42919	—	31928	43455	31332	—	44525	31320	—
40325	31398	—	42087	31401	—	42928	31337	—	43469	31360	—	44525	31320	—
40327	31336 (2)	—	42087	31400	—	42928	31311	—	43469	31540	—	44539	31558	—
40336	31400	—	42113	—	31896	42929	31337	—	43470	31372	—	44539	31373	—
40342	31398	—	42114	—	31896	42929	31311	—	43474	31561	—	44540	31559	—
40343	31394	—	42115	31541	—	42930	31332	—	43474	31388	—	44540	31373	—
40346	31400	—	42123	31400	31803	42934	31313	—	43483	31512	—	44552	31372	—
40353	31333 (2)	—	42124	31400	31803	42935	31332	—	43489	31360	—	44554	31372	—
40353	31313	—	42187	31333	—	42946	31372	—	43534	31374	—	44572	31355	—
40353	31386	—	42187	31360	—	42951	31367	—	43534	31332	—	44572	31377	—
40357	31398	—	42188	31333	—	42965	31367	—	43611	31386	—	44626	31391	—
40362	31336	—	42188	31360	—	42991	31372	—	43611	31311	—	44626	31519	—
40363	31336	—	42189	31333	—	42996	31570	—	43638	31372	—	44627	31520	—
40365	31400	—	42189	31313	—	42996	31560	—	43651	31400	31803	44628	31388	—
40371	31400	—	42214	31332	31928	42997	31377	—	43658	—	31865	44646	31336	—
40372	31400	—	42224	31388	—	43041	—	31885	43715	—	31928	44647	31566	—
40373	31311	—	42225	31320	—	43056	31320	—	43717	—	31928	44647	31519	—
40373	31311	—	42227	31360	—	43056	31332	—	43720	—	31928	44654	—	31882
40383	31336 (2)	—	42232	31541	—	43094	31367	—	43724	—	31928	44680	31519	—
40402	31336 (2)	—	42233	31374	—	43113	31360	—	43897	—	31885	44694	31520	—
40407	31507	—	42236	31332	—	43155	31522	—	43907	—	31885	44703	—	31882
40408	31400	—	42238	31360	—	43159	31512	—	43922	31337	—	44705	—	31882
40411	31520	—	42268	31360	—	43162	31520	—	43952	31337	—	44710	31512 (2)	—
40412	31520	—	42271	31355	—	43173	31512	—	43987	31366	—	44767	31520	—
40415	31311	—	42271	31357	—	43178	31332	—	43990	31372	—	44821	—	31865
40415	31313	—	42277	31391	—	43182	31372	—	44043	31321	—	44822	—	31882
40418	31336	—	42278	—	31855	43183	31372	—	44043	31374	—	44870	31332	—
40423	31520	—	42281	31396	—	43190	31534	—	44044	31314	—	44870	31355	—
40425	31512	—	42281	31360	—	43204	31374	—	44044	31390	—	44873	31401	—
40435	31400	—	42287	31309	—	43204	31332	—	44053	31362	—	44887	31519	—
40453	31400	—	42292	31554	—	43205	31391	—	44066	31332	—	44887	31307	—
40467	31336	—	42300	31372	—	43205	31519	—	44089	31354	—	44890	31376	—
40471	31332	—	42306	31371	—	43214	31354	—	44089	31360	—	44890	31337	—
40473	31336	—	42307	31320	—	43215	31386	—	44123	31332	—	44915	—	31865

GENERAL INFORMATION

PASSENGER CAR

LIGHT TRUCK

MUFFLER SPECS.

OPTIONAL MUFFLERS

CONVERTER SPECS.

ACCESSORIES

FOOTNOTES

# ACCESSORIES

## GASKET & FLANGE USAGE CHART

Exhaust Pipe No.	Gasket No.	Flange No.	Exhaust Pipe No.	Gasket No.	Flange No.	Exhaust Pipe No.	Gasket No.	Flange No.	Exhaust Pipe No.	Gasket No.	Flange No.	Exhaust Pipe No.	Gasket No.	Flange No.
44947	31321	—	46632	31520	—	46927	31354	—	47713	31371	—	48237	31383	—
44947	31332	—	46635	31332	—	46927	31360	—	47717	31540	—	48247	—	31882
44949	31517	—	46647	31332	—	46928	31320	—	47717	31377	—	48290	31360	—
44949	31307	—	46648	31332	—	46931	31369	—	47721	31354	—	48290	31360	—
44958	31307	—	46708	31332	—	46933	31369	—	47721	31357	—	48292	31383	—
44959	31517	—	46708	31320	—	46940	31332	—	47722	31337	—	48293	31383	—
44971	31367	—	46726	31360	—	46940	31320	—	47722	31576	—	48294	31383	—
45027	31332	—	46730	31354	—	46941	31369	—	47723	31307	—	48295	31383	—
45067	31388	—	46730	31360	—	46942	31369	—	47723	31528	—	48305	31332 (2)	—
45069	31365	—	46735	31332	—	46943	31354	—	47724	31360 (2)	—	48308	31350	—
45108	31512	—	46735	31320	—	46943	31360	—	47731	31342	—	48308	31374	—
45109	31313	—	46739	31354	—	46944	31369	—	47732	31342	—	48310	31350	—
45114	31313	—	46739	31320	—	46956	31357	—	47736	31354	—	48310	31374	—
45114	31371	—	46741	31332	—	46956	31331	—	47736	31357	—	48311	31350	—
45115	31512	—	46741	31320	—	46961	31332	—	47737	31354	—	48311	31374	—
45193	31332	—	46742	31369	—	46961	31320	—	47737	31357	—	48315	31311	—
45193	31320	—	46743	31320	—	46963	31369	—	47748	31369	—	48317	31311	—
45203	31337	—	46745	31332	—	46964	31332	—	47748	31336	—	48319	31374	—
45203	31541	—	46745	31320	—	46964	31320	—	47752	31311	—	48319	31332	—
45207	31355	—	46746	31355	—	46965	31320	—	47757	31540	—	48320	31374 (2)	—
45224	—	31865	46746	31332	—	46965	31360	—	47757	31541	—	48321	31354	—
45265	31321	—	46748	31365	—	46970	31354	—	47758	31578	—	48321	31360	—
45265	31332	—	46752	31520	—	46970	31360	—	47760	31578	—	48322	31540	—
45275	31332	—	46753	31520	—	46976	31355 (2)	—	47761	31334	—	48322	31377	—
45284	31394	—	46754	31520	—	46976	31534	—	47762	31578	—	48323	31350	—
45287	31520	—	46755	31520	—	46991	31537	—	47763	31534 (2)	—	48323	31374	—
45298	31332	—	46759	31367	—	46992	31332	—	47769	31578	—	48324	31540	—
45304	31332	—	46760	31367	—	46993	31374	—	47769	31334	—	48331	31585	—
45304	31320	—	46762	31512	—	46993	31596	—	47770	31540	—	48331	31374	—
45358	—	31862	46763	31512	—	46996	31310	—	47771	31540	—	48341	31585	—
45382	31332	—	46779	31369	—	46996	31557	—	47772	31354	—	48341	31332	—
45382	31320	—	46781	31354	—	46998	31307	—	47773	31354	—	48342	31350	—
45405	31321	—	46797	31355	—	46998	31528	—	47773	31360	—	48342	31335 (2)	—
45405	31374	—	46797	31331	—	47268	31500	—	47775	31337	—	48343	31383	—
45410	31321	—	46802	31520	—	47510	—	31867	47778	31614	—	48343	31360	—
45410	31374	—	46809	31388	—	47521	—	31865	47780	—	—	48344	31383	—
45413	31520	—	46814	31369	—	47523	31400	—	47782	31534	—	48344	31360	—
45420	31397 (2)	—	46823	31360	—	47558	—	31882	47784	31369	—	48345	—	—
45420	31540	—	46824	31360	—	47559	—	31882	47791	31534	—	48345	31391	—
45428	31517	—	46825	31540	—	47599	31405	—	47799	—	—	48346	31585	—
45428	31386	—	46836	31547	—	47609	31332	—	47799	31540	—	48346	31332 (2)	—
45501	31397	—	46836	31388	—	47613	31367	—	47810	31589	—	48348	31652	—
45501	31311	—	46838	31354	—	47614	31354	—	47812	31532	—	48349	31539	—
45519	—	31865	46838	31331	—	47614	31360	—	47812	31534	—	48349	31354 (2)	—
45520	—	31865	46839	31311	—	47615	31332	—	47817	31374	—	48350	—	—
45532	31500	—	46839	31377	—	47632	31311	—	47818	31537	—	48350	31354	—
45770	31320	—	46841	31354	—	47639	31354	—	47819	31337	—	48352	31539	—
45853	31332	—	46841	31360	—	47639	31332	—	47820	31540	—	49167	31517	—
45853	31320	—	46846	31374	—	47646	31354	—	47821	31512	—	49168	31520	—
45869	31520	—	46846	31332	—	47646	31360	—	47822	31540	—	49230	31307	—
45870	31520	—	46848	31388	—	47654	31354	—	47831	31540	—	49236	31331	—
45917	31342	—	46848	31528	—	47654	31397	—	47835	31640	—	49236	31383	—
45920	31367	—	46849	31369	—	47656	31365	—	47838	31332 (2)	—	49237	31331	—
45971	31517	—	46858	31354	—	47660	31520	—	47838	31631	—	49239	31532	—
45971	31307	—	46858	31360	—	47663	31520	—	47839	31639	—	49239	31367	—
45985	31367	—	46860	31532	—	47666	31354	—	47839	31388 (2)	—	49240	31532	—
45985	31307	—	46860	31534	—	47666	31360	—	47840	31614	—	49240	31367	—
45987	31321	—	46863	31355	—	47673	31332	—	47840	31388 (2)	—	49244	31596	—
45987	31332	—	46863	31397	—	47673	31320	—	47842	31540	—	49244	31307	—
45990	31520	—	46865	31354	—	47677	31532	—	47843	31540	—	49245	31383	—
46163	31400	31806	46865	31360	—	47677	31534	—	47843	31585	—	49245	31334 (2)	—
46233	31500	—	46868	31532	—	47680	31354	—	47844	31639	—	49246	31540	—
46243	31405	—	46868	31537	—	47680	31360	—	47845	31589	—	49251	31540	—
46488	31400	31806	46890	31578	—	47681	31354	—	47857	31388	—	49264	31640	—
46557	31332	—	46924	31383	—	47681	31360	—	47858	31534	—	49264	31307	—
46598	31332	—	46924	31357	—	47682	31354	—	48111	—	31851	50061	31533	—
46604	31332	—	46926	31540	—	47683	31369	—	48210	31500	—	50064	31589	—
46631	31520	—	46926	31541	—	47713	31388	—	48235	—	31865	50067	31534	—

# ACCESSORIES

## GASKET & FLANGE USAGE CHART

Exhaust Pipe No.	Gasket No.	Flange No.	Exhaust Pipe No.	Gasket No.	Flange No.	Exhaust Pipe No.	Gasket No.	Flange No.	Exhaust Pipe No.	Gasket No.	Flange No.	Exhaust Pipe No.	Gasket No.	Flange No.
50068	31534	—	50480	31537 (2)	—	52241	31360	—	52518	—	—	53241	31307	—
50069	31534	—	50484	31337	—	52242	31337 (2)	—	52519	—	—	53243	31536	—
50200	31632 (2)	—	50484	31712	—	52243	31337 (2)	—	52520	31639	—	53243	31307	—
50201	31367 (2)	—	50485	—	—	52244	31605	—	52521	31332	—	53253	31374	—
50213	31519	—	50552	—	—	52244	31587	—	52521	31332	—	53256	31374	—
50213	31335	—	50552	31331	—	52247	31596	—	52538	—	—	53257	31383	—
50213	31374	—	50563	31337	—	52251	31396	—	52541	—	—	53258	31334	—
50213	31639	—	50563	31337	—	52251	31360	—	52542	—	—	53259	31334	—
50214	31632	—	51004	31620 (2)	—	52256	31571	—	52544	—	—	53260	31334	—
50214	31709	—	51028	31595	—	52257	31571	—	52545	—	—	53262	31534	—
50216	31638	—	51032	31533	—	52258	31571	—	52549	31369	—	53264	31590	—
50304	31313 (2)	—	51032	31566	—	52259	31383	—	52549	31574	—	53264	31537	—
50304	31519	—	51033	31357	—	52261	31571	—	52550	31632	—	53265	31372	—
50311	—	—	51042	31540	—	52262	31532	—	52550	31574	—	53266	31311 (2)	—
50323	31398 (2)	—	51042	31374	—	52320	31357	—	52553	—	—	53285	31367	—
50340	31534	—	51088	—	—	52348	31397	—	52554	31640	—	53294	31566	—
50340	31337	—	51096	—	—	52349	31364	—	52555	—	—	53294	31369	—
50341	31383 (2)	—	51097	—	—	52349	31644	—	52556	31574	—	53301	31334	—
50341	31615	—	51098	—	—	52351	31397	—	52557	—	—	53302	31571	—
50346	31534	—	51099	—	—	52360	31595	—	53066	31372	—	53323	31559	—
50349	31307	—	51100	—	—	52364	31595	—	53069	31534	—	53324	31559	—
50349	31337	—	51101	—	—	52368	31613	—	53073	31534 (2)	—	53325	31559	—
50349	31652	—	51105	—	—	52368	31613	—	53080	31571	—	53344	31374	—
50356	31307	—	51112	—	—	52383	31357	—	53081	31571	—	53345	31559	—
50356	31310	—	52046	31571	—	52383	31367	—	53105	31571	—	53345	31311	—
50356	31337	—	52047	31571	—	52384	31589 (2)	—	53109	31534	—	53351	31307 (2)	—
50358	31639	—	52076	31372	—	52384	31596	—	53110	31534	—	53352	31307 (2)	—
50361	31337	—	52077	31372	—	52401	31332 (2)	—	53113	31574	—	53353	31377 (2)	—
50361	31598	—	52078	31372	—	52401	31639	—	53114	31575	—	53356	31534 (2)	—
50362	31386 (2)	—	52082	—	31896	52418	31534	—	53115	31369	—	53364	31397	—
50362	31540	—	52087	31532	—	52418	31534	—	53116	31369	—	53366	31396	—
50365	31388 (2)	—	52088	31571	—	52433	31622	—	53117	31365 (2)	—	53366	31540	—
50411	31336	—	52091	31885	—	52433	31644	—	53135	31575	—	53377	31374	—
50412	31336	—	52092	31885	—	52434	31534	—	53136	31371	—	53379	31571	—
50421	31336 (2)	—	52094	31512	—	52434	31534	—	53137	31360	—	53380	31571	—
50422	31336 (2)	—	52098	31574	—	52436	31540	—	53138	31321	—	53381	31571	—
50426	31311 (2)	—	52099	31575	—	52436	31540	—	53140	31388	—	53382	31571	—
50426	31540	—	52100	31369	—	52439	31625	—	53141	31575	—	53385	31571	—
50427	31332	—	52101	31311 (2)	—	52444	31372	—	53144	31386	—	53398	31374	—
50450	—	—	52102	31311 (2)	—	52447	31372	—	53145	31386	—	53399	31374	—
50450	31331	—	52103	31311 (2)	—	52453	31533	—	53151	31571	—	53454	31374	—
50452	31709 (2)	—	52105	31374	—	52454	31372	—	53157	31360	—	53518	31377 (2)	—
50453	—	—	52147	31354	—	52455	31369	—	53159	31320	—	53518	31602	—
50453	31350	—	52147	31357	—	52455	31578	—	53162	31360	—	53526	31311	—
50455	31534 (2)	—	52158	31571	—	52456	31369	—	53163	31320	—	53527	31357	—
50455	31337	—	52165	31559	—	52456	31532	—	53164	31320	—	53531	31357	—
50459	31332 (2)	—	52166	31559	—	52460	31348	—	53165	31320	—	53532	31357	—
50459	31631	—	52167	31374	—	52471	31585	—	53170	31585	—	53540	31561	—
50461	—	—	52168	31585	—	52473	—	—	53172	31320	—	53541	31383	—
50461	31350	—	52188	31311	—	52473	31644	—	53183	31360	—	53542	31377 (2)	—
50465	31632	—	52192	31374	—	52483	31557	—	53184	31590	—	53547	31383	—
50465	31578	—	52192	31357	—	52488	31540	—	53184	31537	—	53564	31534	—
50466	31309 (2)	—	52193	31586 (2)	—	52488	31632	—	53189	31377 (2)	—	53565	31534	—
50466	31534	—	52193	31357	—	52489	31540	—	53189	31354	—	53566	31534	—
50467	31309 (2)	—	52205	31590	—	52489	31632	—	53191	31311	—	53567	31534	—
50467	31534	—	52205	31596	—	52492	31388	—	53212	31332 (2)	—	53576	31374	—
50471	31309 (2)	—	52209	31372	—	52493	31388	—	53213	31332 (2)	—	53599	31377 (2)	—
50471	31534	—	52210	31372	—	52494	31337	—	53214	31593	—	53599	31602	—
50472	31332 (2)	—	52211	31311 (2)	—	52494	31337	—	53214	31534	—	53602	31374	—
50472	31631	—	52212	31311 (2)	—	52495	31337	—	53217	31594	—	53606	—	—
50475	31362 (2)	—	52213	31311 (2)	—	52504	31332	—	53217	31534	—	53606	31374	—
50475	31709	—	52214	—	31885	52504	31332	—	53224	31370 (2)	—	53617	31557	—
50476	31309 (2)	—	52215	—	31885	52505	31540	—	53225	31331	—	53618	31377 (2)	—
50476	31337	—	52224	31603	—	52508	31348	—	53226	31307 (2)	—	53618	31602	—
50477	31534	—	52224	31611	—	52508	31596	—	53233	31332 (2)	—	53622	31571	—
50477	31388	—	52226	—	31896	52509	31540	—	53240	31307	—	53624	31332	—
50478	31362 (2)	—	52227	31571	—	52511	31574	—	53240	31369	—	53624	31332	—
50478	31574	—	52241	31586	—	52516	—	—	53241	31388	—	53645	31331	—

GENERAL INFORMATION
PASSENGER CAR
LIGHT TRUCK
MUFFLER SPECS.
OPTIONAL MUFFLERS
CONVERTER SPECS.
ACCESSORIES
FOOTNOTES

# ACCESSORIES

## GASKET & FLANGE USAGE CHART

Exhaust Pipe No.	Gasket No.	Flange No.	Exhaust Pipe No.	Gasket No.	Flange No.	Exhaust Pipe No.	Gasket No.	Flange No.	Exhaust Pipe No.	Gasket No.	Flange No.	Exhaust Pipe No.	Gasket No.	Flange No.
53648	31331	—	53899	—	—	54252	31337 (2)	—	54632	31371	—	54842	31332	—
53655	31337	—	53900	31350	—	54253	31332 (2)	—	54633	31589	—	54844	—	—
53655	31540	—	53901	—	—	54254	31332	—	54634	31311 (2)	—	54845	31360	—
53664	31310	—	53907	31379	—	54260	31360	—	54634	31540	—	54847	—	—
53664	31388	—	53908	31379	—	54261	31360	—	54635	31307	—	54849	—	—
53666	31576	—	53909	—	—	54262	31629	—	54635	31311	—	54853	—	—
53666	31540	—	53910	—	—	54262	31369	—	54640	31397 (2)	—	54855	—	—
53667	31576	—	53911	—	—	54277	31331	—	54640	31397	—	54860	—	—
53667	31540	—	53912	—	—	54278	31566	—	54641	31332	—	54862	—	—
53669	31337	—	53913	—	—	54278	31388	—	54641	—	—	54863	31337	—
53672	31600	—	53916	—	—	54279	31388	—	54644	31540	—	54864	—	—
53672	31374	—	53920	31311	—	54280	31388 (2)	—	54645	31307 (2)	—	54866	31534	—
53678	31533	—	53927	31534	—	54285	31311	—	54645	31307	—	54878	31657	—
53681	31331	—	54042	31360	—	54292	31334	—	54646	31337	—	55028	31383	—
53685	31332	—	54062	31358	—	54292	31369	—	54646	31592	—	55028	31383	—
53688	31534	—	54062	31388	—	54293	31388 (2)	—	54647	31337	—	55028	31534	—
53688	31537	—	54080	31574	—	54294	31388	—	54649	31532	—	55029	31578	—
53691	31534	—	54081	31384	—	54295	31374	—	54651	31337	—	55051	31369	—
53692	31332	—	54084	31354	—	54296	31307	—	54651	31337	—	55054	31384 (2)	—
53693	31332	—	54085	31534	—	54301	31592	—	54657	—	—	55061	31332 (2)	—
53695	31534	31559	54087	31519	—	54305	31354 (2)	—	54657	31577	—	55071	31370	—
53697	31391	—	54087	31386	—	54307	31616	—	54658	31577	—	55074	31360	—
53697	31383	—	54088	31332	—	54307	31354	—	54661	31337	—	55078	31332	—
53709	31540	—	54090	31575	—	54312	31360	—	54661	31534	—	55079	31332	—
53719	31540	—	54092	31311	—	54315	31388	—	54667	31534	—	55093	31532	—
53723	31372	—	54099	31365 (2)	—	54319	31388	—	54667	31534	—	55093	31547	—
53724	31585	—	54102	31405	—	54322	31528	—	54668	31360	—	55094	31374	—
53725	31388 (2)	—	54112	31370	—	54324	31360	—	54686	31334 (2)	—	55095	31585	—
53728	31332	—	54113	31332 (2)	—	54328	31577	—	54691	31629	—	55096	31585	—
53729	31332	—	54118	31331	—	54331	31332	—	54691	31369	—	55099	31532	—
53730	31577	—	54119	31534	—	54336	31592	—	54694	31639	—	55099	31534	—
53732	31630	—	54123	31354	—	54337	31592	—	54699	31630	—	55103	31360	—
53732	31374	—	54124	31388	—	54338	31559	—	54701	31374	—	55104	31357	—
53733	31332	—	54125	31388	—	54338	31311	—	54703	31388	—	55119	31331	—
53733	31374	—	54130	31360	—	54349	31332 (2)	—	54721	31639	—	55123	31332	—
53743	31534	—	54131	31337	—	54349	31384	—	54742	31332 (2)	—	55128	31532	—
53744	31537	—	54132	31371	—	54353	31313	—	54742	31639	—	55128	31534	—
53755	31354	—	54141	31571	—	54359	31534 (2)	—	54743	31387	—	55130	31360	—
53756	31354	—	54142	31547	—	54359	31534	—	54743	—	—	55141	31354	—
53757	31387	—	54145	31360	—	54365	31534 (2)	—	54744	31374	—	55141	31357	—
53760	31632	—	54153	31549	—	54370	31589	—	54747	31631	—	55146	31519	—
53767	31332	—	54183	31367	—	54371	31378	—	54749	31387	—	55146	31534	—
53773	31540	—	54186	31590 (2)	—	54372	31534	—	54755	31632	—	55147	31358	—
53776	31362	—	54188	31321	—	54372	31537	—	54765	31534	—	55147	31388	—
53777	31362	—	54188	31374	—	54373	31632	—	54765	31534	—	55148	31697	—
53793	31396	—	54192	31533	—	54400	31332	—	54767	31534	—	55148	31388	—
53802	31374	—	54193	31374	—	54404	31369	—	54784	31384	—	55149	31540	—
53803	31374	—	54199	31528	—	54404	31313	—	54785	31727	—	55173	31334 (2)	—
53818	31388	—	54218	31388	—	54452	31390	—	54785	31307	—	55178	31383	—
53819	31387	—	54218	31528	—	54491	31307	—	54804	—	—	55178	31534	—
53826	31355	—	54220	31388	—	54536	31532	—	54808	31307	—	55179	31388	—
53826	31540	—	54223	31384	—	54543	31377	—	54810	31534	—	55180	31358	—
53841	31540	—	54223	31585	—	54544	31314	—	54810	31534	—	55180	31388	—
53841	31540	—	54230	31332 (2)	—	54547	31397 (2)	—	54813	31358	—	55181	31337	—
53847	31396	—	54231	31397	—	54563	31388	—	54815	31387	—	55182	31332 (2)	—
53861	31388	—	54231	31540	—	54572	31534	—	54821	—	—	55183	31628	—
53867	—	—	54233	31397	—	54588	31589	—	54823	31658	—	55200	31388 (2)	—
53868	31357	—	54233	31311	—	54600	31388	—	54826	31372	—	55201	31388 (2)	—
53870	31534	—	54235	31596	—	54601	31388	—	54830	31358	—	55207	31537	—
53887	31600	—	54236	31388	—	54611	31384	—	54831	—	—	55217	31388 (2)	—
53887	31374	—	54241	31383	—	54614	31332 (2)	—	54832	—	—	55218	31311	—
53888	—	—	54242	31383	—	54614	31639	—	54835	31357	—	55218	31576	—
53889	31712	—	54243	31332 (2)	—	54617	31639	—	54835	31332	—	55219	—	31865
53891	—	—	54243	31354	—	54626	31602	—	54837	31639	—	55231	31357	—
53892	—	—	54246	31534	—	54626	31532	—	54837	31585	—	55231	31388	—
53895	—	—	54246	31383	—	54629	31602	—	54838	—	—	55234	31532	—
53896	—	—	54248	31534	—	54629	31369	—	54839	—	—	55249	31388	—
53897	31630	—	54249	31534	—	54631	31592	—	54840	—	—	55259	31313	—

# ACCESSORIES

## GASKET & FLANGE USAGE CHART

Exhaust Pipe No.	Gasket No.	Flange No.	Exhaust Pipe No.	Gasket No.	Flange No.	Exhaust Pipe No.	Gasket No.	Flange No.	Exhaust Pipe No.	Gasket No.	Flange No.	Exhaust Pipe No.	Gasket No.	Flange No.
55267	31528	—	55578	31534	—	56001	31528	—	56042	31592	—	56122	31370	—
55290	31354	—	55584	31615	—	56002	31374	—	56043	31354	—	56124	31378	—
55339	31622	—	55584	31534	—	56002	31332	—	56044	31614	—	56144	—	—
55425	31357	—	55589	31639	—	56003	31585	—	56044	31388	—	56144	31397	—
55460	31537	—	55589	31384	—	56004	31534 (2)	—	56045	31307	—	56150	—	—
55461	—	—	55596	31383	—	56005	31546	—	56045	31528	—	56150	31397	—
55485	31337	—	55596	31358	—	56009	31354	—	56056	31336	—	56154	31311	—
55485	31540	—	55597	—	—	56009	31331	—	56056	31592	—	56158	31332	—
55486	31540	—	55598	—	—	56011	31578	—	56063	31388	—	56158	31332	—
55492	31540	—	55599	31534	—	56012	31369	—	56063	31371	—	56160	31534	—
55492	31337	—	55600	—	—	56014	31532	—	56064	31388	—	56160	31534	—
55493	—	—	55601	—	—	56014	31534	—	56064	31371	—	56161	31354	—
55493	31533	—	55602	—	—	56015	31354	—	56065	31383	—	56161	31630	—
55506	31534	—	55604	—	—	56015	31534	—	56065	31354	—	56166	—	—
55529	31540	—	55605	31557	—	56016	31553	—	56068	31619 (2)	—	56166	31374	—
55535	31388 (2)	—	55606	—	—	56017	31553	—	56069	31639 (2)	—	56172	31589	—
55544	—	—	55610	—	—	56018	31311	—	56070	31301 (2)	—	56180	31589	—
55544	31639	—	55611	—	—	56019	31311	—	56073	31534 (2)	—	56235	31602	—
55545	31639	—	55615	—	—	56029	31354	—	56081	31332	—	56237	—	—
55548	31602	—	55618	—	—	56029	31331	—	56081	31332	—	56239	31311	—
55556	31610	—	55619	—	—	56036	31369	—	56085	31540	—	56243	31362	—
55556	31574	—	55621	—	—	56037	31354	—	56085	31397	—	56244	31589	—
55570	31589	—	55623	—	—	56037	31331	—	56089	31374	—	56246	—	—
55571	—	—	55625	—	—	56039	31540	—	56089	31378	—	56247	—	—
55571	31332	—	55627	—	—	56039	31576	—	56101	31360	—	56248	31311	—
55572	31372	—	56000	31337	—	56041	31337	—	56101	31383	—	56252	—	—
55572	31374	—	56000	31576	—	56041	31592	—	56117	31307	—	56253	—	—
55578	31534	—	56001	—	—	56042	31307	—	56117	31309	—	56254	—	—

GENERAL INFORMATION

PASSENGER CAR

LIGHT TRUCK

MUFFLER SPECS.

OPTIONAL MUFFLERS

CONVERTER SPECS.

ACCESSORIES

FOOTNOTES

# ACCESSORIES

## CONVERTER GASKET/FLANGE TABLE

Converter	Hardware	Converter	Hardware	Converter	Hardware
15601	31645, 31383	16128	31645, 31383	16373	31357
15602	31645, 31383	16130	35129	16374	31537 (2)
15618	(2) 31624	16131	31311 (2)	16375	31337 (2)
15633	31416	16132	31374 (2), 31354	16376	31589
15682	31320, 31332	16133	31374	16377	31652
15771	31378, 31383	16137	31587	16380	31337, 31537
15775	31534	16139	31372	16384	31585
15788	31307 (2)	16166	31718, 35337	16385	31332 (2)
15805	31372	16168	35337	16386	31587
15810	31600, 31369	16179	31365	16387	31619, 31383
15817	31587	16185	31307 (2)	16388	31633, 31383
15818	31587	16186	31597	16389	31587
15823	31369 (2)	16187	31597	16390	31332
15826	31585 (2)	16189	31374, 31332	16391	31332
15827	31589, 31571	16190	31625	16392	31332
15828	31372	16191	31332 (2)	16395	31599
15831	31571	16192	31377	16396	31332
15833	31369 (2)	16194	31599, 31596	16397	31334
15842	31533	16195	31653, 31534	16399	31576, 31540
15844	31604	16196	31653, 31534	16400	31576, 31540
15845	31310, 31358	16197	31688, 31386	16408	31642, 31595
15846	31310, 31512	16198	31688, 31386	16409	31313, 31388
15847	31589, 35343	16199	31369, 31388	16410	31632
15848	31307 (2)	16201	31534, 31388	16418	31332 (2)
15851	31540 (2)	16203	31638	16419	31334
15852	31611	16205	31369	16420	31648
15855	31311 (2)	16206	31309	16429	31658
15856	31589, 31571	16208	31307	16432	31374
15857	31589, 31571	16209	31576	16433	31639
15858	31589, 31571	16210	31540 (2)	16434	31372
15860	31571	16211	31533	16436	31644, 31589
15861	31620, 31578	16212	31357, 31383	16438	31334
15862	31622, 31578	16220	31642, 31595	16439	31357, 31383
15863	31619, 31354	16221	31334	16447	31602, 31589
16008	31369 (2)	16222	31602, 31397	16448	31722, 31391
16018	31512	16286	31377	16450	31724, 31377
16033	31540 (2)	16288	31374	16451	31724, 31377
16047	31596, 31532	16290	31307	16452	31725, 31540
16049	31512	16291	31632	16453	31725, 31540
16063	(2) 31549	16296	31388 (2)	16454	31725, 31540
16064	31619, 31383	16299	31644, 31383	16455	31534 (2)
16067	31378, 31383	16311	31630, 31307	16456	31658, 36454
16070	31619, 31383	16322	31555, 31374	16457	31645, 31383
16085	31625	16323	31644, 31369	16458	31645, 31383
16086	31519 (2)	16326	31540	16459	31619, 31383
16088	31537 (2)	16332	31719, 31541 (2)	16460	31633, 31383
16089	31310 (2)	16335	31630, 31532	16461	31310 (2)
16090	31310, 31358	16336	31512	16462	31673, 31383
16092	35335 (4)	16337	31379	16464	31534 (2)
16094	31383	16339	31614	16467	31576 (2)
16098	31374	16342	31348, 31566	16468	31576 (2)
16101	31533 (2), 35430	16343	31397	16469	31611
16102	31560, 31560	16344	31397	16470	31332
16103	31534, 31383	16350	31639	16473	31540
16110	31720, 31595	16351	31633, 31383	16474	31726, 31727
16111	31357, 31383	16356	31337, 31512	16478	31576
16112	31357, 31383	16359	31310	16479	31576
16113	31397	16361	31633, 31383	16480	31630
16114	31397	16362	31566	16482	31534
16116	31630, 31589	16364	31585	16483	31640
16117	31625	16366	31540, 31337	16486	31559
16119	31533	16368	31540 (2)	16488	31576, 31540
16121	31555	16369	31645, 31383	16489	31576, 31540
16123	31397 (2), 31311	16370	31645, 31383	16490	31632
16125	31307, 31388	16371	31534	16491	31709
16126	31596	16372	31540	16499	31596

# ACCESSORIES

## CONVERTER GASKET/FLANGE TABLE

Converter	Hardware	Converter	Hardware	Converter	Hardware
16500	31559 (2)	40628	31588 (2), 31571	53416	31332 (2)
16502	31559 (2)	40629	31588 (2), 31571	53418	31597, 35335
16506	31598	40630	31588 (2), 31574	53419	31597, 35336
16507	31709	40631	31574	53425	31637, 31372
16508	31602	40632	35336	53434	31669
16509	31574	40633	35336	53574	31374, 31585
16510	31362	40634	35336	53717	31639
16512	31632	47846	31597	53869	35337
16513	31337, 31534	47848	31639, 31387	53880	31589
16518	31332	47855	31374, 31357	53885	31369 (2)
16519	31332	48353	31639, 31357	53890	31337, 31721, 31574
16520	31602 (2)	50300	31398 (2)	53898	31307, 31721, 31311
16524	31534	50316	31618, 35793, 35337	53904	35337
16529	31537	50330	31355 (2), 31616	54173	31531
16530	31537	50336	31610, 31616	54205	36364
16531	31725, 31369	50410	31588 (2), 31575	54206	31606, 31369
16533	31632, 31534	50417	31311	54208	31600, 31369
16534	31585	50434	31532	54262	31606, 31369
16535	31374, 31384	50436	31636, 31512	54266	31600, 31601
16542	31355	50438	31512	54268	31512
16549	31540, 35336	50456	31332 (2), 31374	54281	31603
16550	31622	50483	31332, 31631	54302	31617, 31578
16556	31307 (2)	50486	31554 (RH), 31718 (LH)	54303	31617, 31578
16557	31534	50490	31554 (RH), 31718 (LH)	54317	31605, 31546
16558	31534	50511	31554 (RH), 31718 (LH)	54333	31596, 31320
16561	31534	50522	31355 (2), 31540	54345	31336
16562	31610	50525	31588 (2), 31574	54346	31336
16563	31718	50526	31588 (2), 31571	54360	31658, 31540
16564	31613 (2), 31383	50531	31961, 35336, 35337	54365	31534 (2)
16568	31309	50532	31961, 35336, 35337	54376	31597
16569	31639	50533	31961, 35336, 35337	54381	31597, 35336
16570	31574, 35337	50534	31961, 35336, 35337	54392	35336
16571	31350, 31374	50535	35337	54393	35336
16574	31712 (2)	50536	35337	54396	35337
16575	31374, 31357	50539	31566 (2), 31534	54397	35337
16577	31602, 31632	50546	31588 (2), 31574	54399	31557 (RH), 31383 (LH), 35129
16579	31611	50547	31588 (2), 31574	54401	35337
16581	31602, 31712	50566	31718, 31657	54402	35337
16582	31639	50567	35337	54403	35337
16583	31540	50600	31728 (2)	54405	35337
16585	31337 (2)	52218	31635, 31307	54406	35337
16586	31709	52280	31634, 31337	54413	31557, 35510
16590	31556	52281	31634, 31337	54414	31600, 35510
16591	31540, 35335	52283	31635, 31337	54415	35337
16592	31307 (2)	52284	31634, 31307	54423	31610
16593	31355	52377	31384, 31374	54424	35337
16594	31673	52431	31637, 31372, 36129	54434	31566, 31534
16600	31332	53207	31320 (2), 31374	54435	31638, 35794
16604	31337 (2)	53229	36364	54437	31638, 35794
16605	31540	53255	31609, 31372	54438	31638, 35794
16617	35129	53268	31372, 31332	54573	31310, 31357
16618	31597	53270	31336	54627	31605, 31578
16624	31332	53271	31336	54629	31602, 31369
16625	31332	53275	31512	54691	31629, 31369
16630	31632	53287	31332 (2), 31384	54705	31332 (2)
16631	31602	53292	31531	54723	31374 (2)
16633	31350	53310	31596, 31332	54737	31585 (2)
16634	31639	53346	31559, 31311	54775	31332 (2)
16641	31614	53349	31616	54782	31355, 31540
40234	31512 (2), 31573	53350	31596, 31374	54787	31585 (2)
40236	31334 (RH), 31374 (LH), 31555, 35129	53389	31578, 35335	54788	31639
		53410	31609, 31372	54809	31377 (2), 31640
40594	31588 (2), 31574	53411	35337	54833	31369 (2)
40595	31588 (2), 31574	53412	35337	54841	31332 (2)
40596	31588 (2), 31574	53413	35337	54848	31387
40597	31588 (2), 31574	53414	31332 (2)	54850	31712

GENERAL INFORMATION

PASSENGER CAR

LIGHT TRUCK

MUFFLER SPECS.

OPTIONAL MUFFLERS

CONVERTER SPECS.

ACCESSORIES

FOOTNOTES

# ACCESSORIES

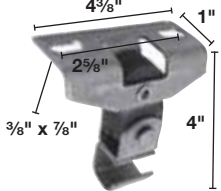

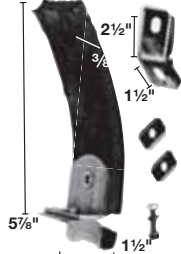


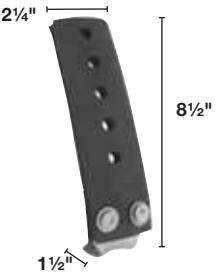



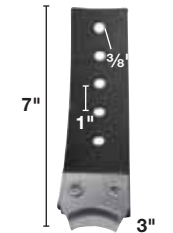
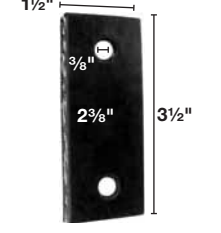
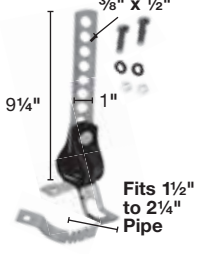
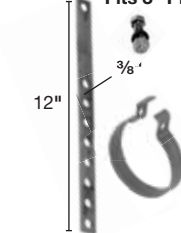

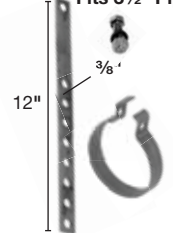
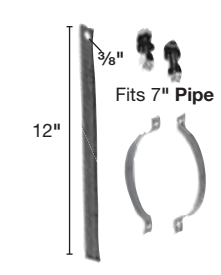
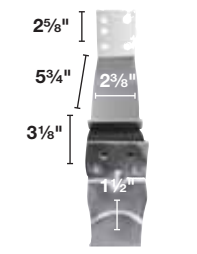


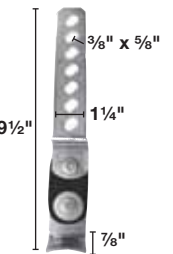
## CONVERTER GASKET/FLANGE TABLE

Converter	Hardware	Converter	Hardware	Converter	Hardware
54868	31332 (2), 31374	55435	31585 (2)	56059	35794, 35793
54874	31531 (2)	55477	31657	56077	31602, 31532
54885	31337, 31534	55526	31643, 31369	56084	35337
55157	31320	55537	31374 (2)	56086	35337
55236	35337 (2)	55583	31383, 31615	56087	35337
55274	31602, 31532	55603	31585 (2)	56090	35337
55304	31536, 31534	55609	31539, 31639, 31529	56091	35337
55306	35337	55613	31332 (2)	56092	35337
55307	35337	55614	31718	56094	35337
55312	31599, 31534	55616	31610, 31571	56095	35337
55313	35337 (2)	55620	31605, 31532	56102	31638, 35794
55314	35337 (2)	55622	31574	56203	31602, 31532
55317	35388 (2), 35337	56013	31597	56240	31370
55328	35337	56021	31597	56241	31399, 31884
55380	31332 (2), 31585	56022	31608	56250	31374 (2)



# ACCESSORIES


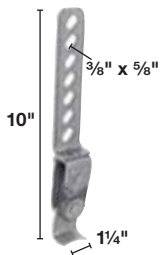
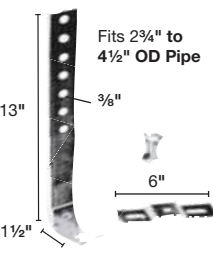
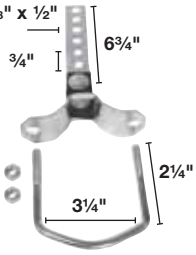

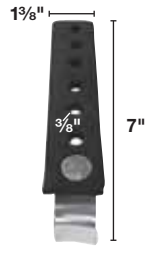
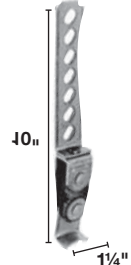
## HANGERS

 <p>35027 50/Carton - Bulk</p>	 <p>35209</p>	 <p>35210</p>	 <p>35261</p>	 <p>35315</p>	GENERAL INFORMATION
 <p>35398 50/Carton - Bulk</p>	 <p>35417 50/Carton - Bulk</p>	 <p>35418 50/Carton - Bulk</p>	 <p>35419 50/Carton - Bulk</p>	 <p>35517</p>	PASSENGER CAR
 <p>35552</p>	 <p>35600 50/Carton</p>	 <p>35606</p>	 <p>35819</p>	 <p>35852</p>	LIGHT TRUCK
 <p>35855</p>	 <p>35880</p>	 <p>35883</p>	 <p>35913 50/Carton - Bulk</p>	 <p>35944 50/Carton - Bulk (35103 - Individual No.)</p>	MUFFLER SPECS.
					OPTIONAL MUFFLERS
					CONVERTER SPECS.
					ACCESSORIES
					FOOTNOTES

NOTE: Units shipped individually, unless otherwise noted.

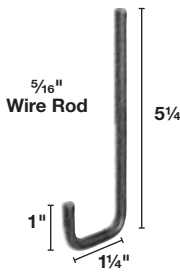
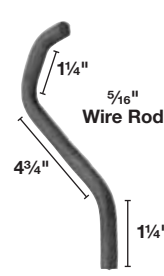
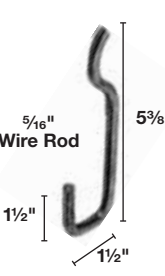
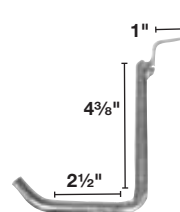
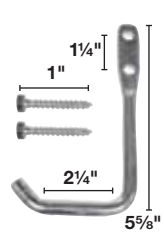
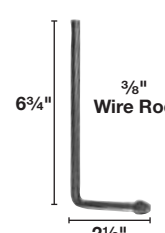



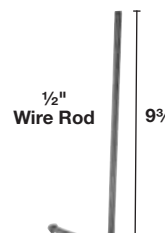
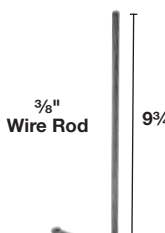
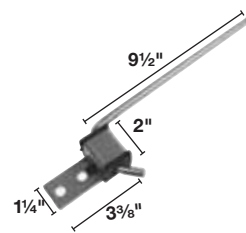

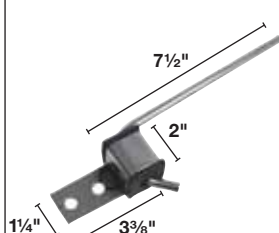
# ACCESSORIES

## HANGERS

 <p>2 1/4" (width) 1 1/2" (hole spacing) 3/8" (hole diameter) 8 5/8" (height) 1 7/8" (base width)</p> <p><b>35945</b> 50/Carton - Bulk</p>	 <p>3/8" x 5/8" (hole size) 10" (height) 1 1/4" (base width)</p> <p><b>35957</b> 50/Carton - Bulk</p>	 <p>13" (height) 3/8" (hole diameter) 6" (width) 1 1/2" (base width)</p> <p>Fits 2 3/4" to 4 1/2" OD Pipe</p> <p><b>35966</b></p>	 <p>3/8" x 1 1/2" (hole size) 6 3/4" (height) 3/4" (width) 2 1/4" (width) 3 1/4" (width)</p> <p><b>36272</b></p>	 <p>3/8" (hole diameter) 11" (height)</p> <p><b>36273</b></p>
 <p>1 3/8" (width) 3/8" (hole diameter) 7" (height)</p> <p><b>36274</b></p>	 <p>10" (height) 1 1/4" (base width)</p> <p><b>36508</b></p>			

# ACCESSORIES

## HANGERS

 <p>5/16" Wire Rod 5 1/4" 1" 1 1/4"</p> <p><b>35004</b> 25/Carton - Bulk</p>	 <p>1 1/4" 5/16" Wire Rod 4 3/4" 1 1/4"</p> <p><b>35005</b> 25/Carton - Bulk</p>	 <p>5/16" Wire Rod 5 3/8" 1 1/2" 1 1/2"</p> <p><b>35026</b> 25/Carton - Bulk</p>	 <p>1" 4 3/8" 2 1/2"</p> <p><b>35236</b></p>
 <p>1 1/4" 1" 2 1/4" 5 5/8"</p> <p><b>35243</b></p>	 <p>6 3/4" 3/8" Wire Rod 2 1/2"</p> <p><b>35411</b></p>	 <p>5/16" Wire Rod 7 3/4" 1 1/4" 1 1/2"</p> <p><b>35629</b></p>	 <p>3/8" Wire Rod 7 3/4" 1" 1 1/2"</p> <p><b>35671</b></p>
 <p>3/8" Wire Rod 8 1/4" 2 1/4"</p> <p><b>35673</b></p>	 <p>1/2" Wire Rod 9 3/4" 2 1/4"</p> <p><b>35691</b></p>	 <p>3/8" Wire Rod 9 3/4" 2 1/4"</p> <p><b>35780</b></p>	 <p>9 1/2" 2" 1 1/4" 3 3/8"</p> <p><b>36516</b> 50/Carton - Bulk</p>
 <p>2 1/2" 2 3/8" 2" 5 1/2"</p> <p><b>36517</b></p>	 <p>7 1/2" 2" 1 1/4" 3 3/8"</p> <p><b>36518</b> 50/Carton - Bulk</p>		

GENERAL INFORMATION

PASSENGER CAR

LIGHT TRUCK

MUFFLER SPECS.

OPTIONAL MUFFLERS

CONVERTER SPECS.

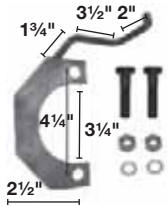
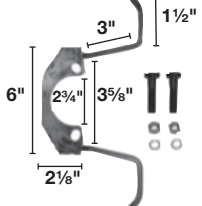
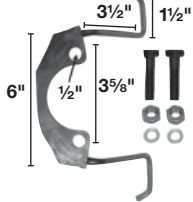
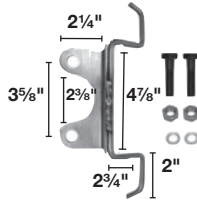
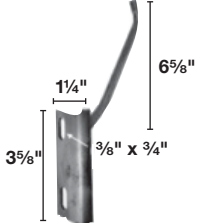
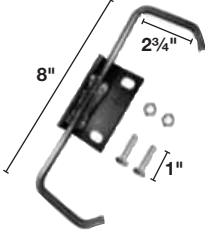
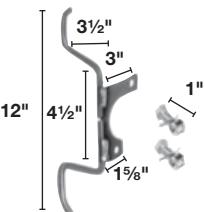
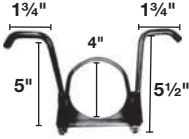
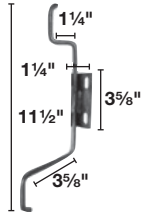
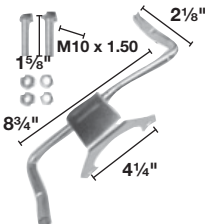
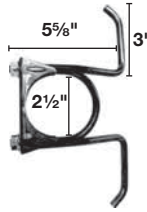
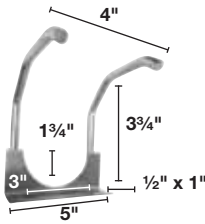

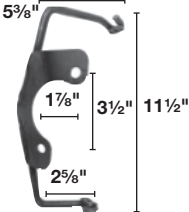
ACCESSORIES

FOOTNOTES

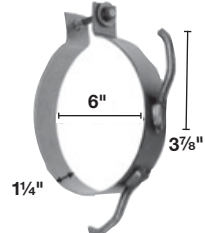
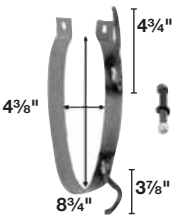
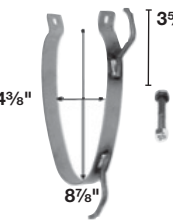
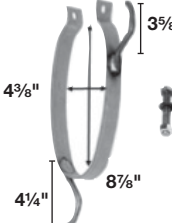
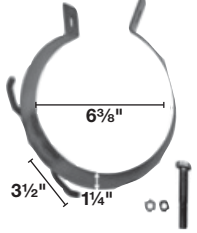
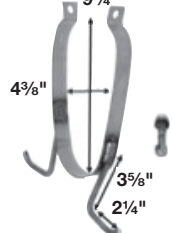
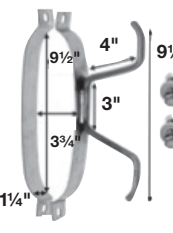
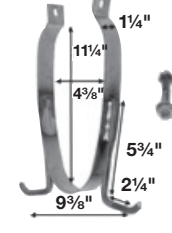
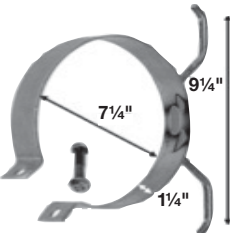
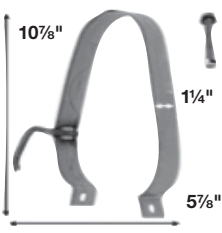
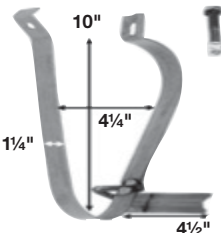
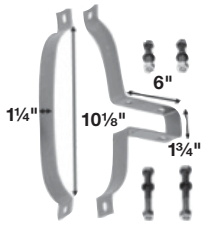
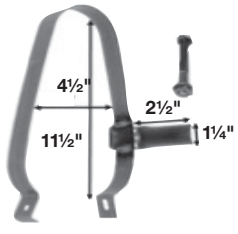
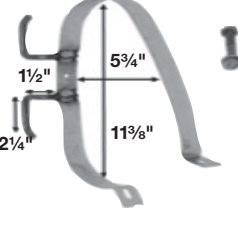
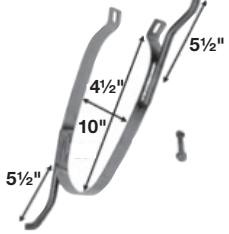
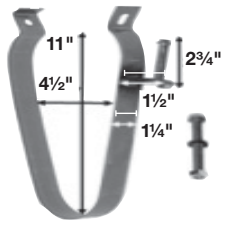
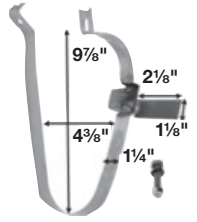
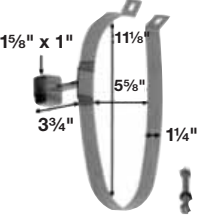
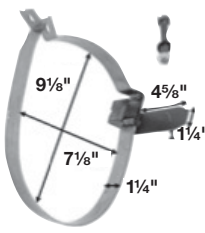
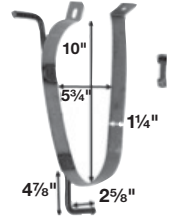
NOTE: Units shipped individually, unless otherwise noted.

# ACCESSORIES

## HANGERS

 <p>35001</p>	 <p>35014</p>	 <p>35035</p>	 <p>35106</p>
 <p>35219</p>	 <p>35489</p>	 <p>35814</p>	 <p>36119</p>
 <p>36126</p>	 <p>36237</p>	 <p>36369</p>	 <p>36370</p>
 <p>36379</p>	 <p>36395</p>		

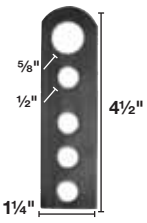
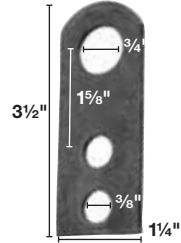
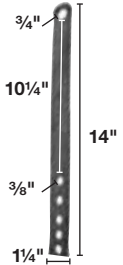

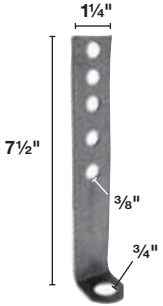



## HANGERS

 <p>6" 1 1/4" 3 7/8"</p> <p><b>35150</b></p>	 <p>4 3/8" 4 3/4" 8 3/4" 3 7/8"</p> <p><b>35151</b></p>	 <p>4 3/8" 8 7/8" 3 5/8"</p> <p><b>35152</b></p>	 <p>4 3/8" 4 1/4" 8 7/8" 3 5/8"</p> <p><b>35158</b></p>	GENERAL INFORMATION
 <p>6 3/8" 3 1/2" 1 1/4"</p> <p><b>35159</b></p>	 <p>9 3/4" 4 3/8" 3 5/8" 2 1/4"</p> <p><b>35163</b></p>	 <p>9 1/2" 4" 3" 3 3/4" 1 1/4" 9 1/4"</p> <p><b>35274</b></p>	 <p>1 1/4" 11 1/4" 4 3/8" 5 3/4" 2 1/4" 9 3/8"</p> <p><b>35276</b></p>	PASSENGER CAR
 <p>7 1/4" 9 1/4" 1 1/4"</p> <p><b>35502</b></p>	 <p>10 7/8" 1 1/4" 5 7/8"</p> <p><b>35511</b></p>	 <p>10" 1 1/4" 4 1/4" 4 1/2"</p> <p><b>35724</b></p>	 <p>1 1/4" 10 7/8" 6" 1 3/4"</p> <p><b>35766</b></p>	LIGHT TRUCK
 <p>4 1/2" 11 1/2" 2 1/2" 1 1/4"</p> <p><b>36153</b></p>	 <p>1 1/2" 5 3/4" 11 3/8" 2 1/4"</p> <p><b>36163</b></p>	 <p>4 1/2" 10" 5 1/2" 5 1/2"</p> <p><b>36234</b></p>	 <p>11" 4 1/2" 1 1/2" 1 1/4" 2 3/4"</p> <p><b>36360</b></p>	MUFFLER SPECS.
 <p>9 7/8" 4 3/8" 2 1/8" 1 1/8" 1 1/4"</p> <p><b>36372</b></p>	 <p>1 5/8" x 1" 11 1/8" 5 5/8" 3 3/4" 1 1/4"</p> <p><b>36375</b></p>	 <p>9 1/8" 7 7/8" 4 5/8" 1 1/4" 1 1/4"</p> <p><b>36376</b></p>	 <p>10" 5 3/4" 1 1/4" 4 7/8" 2 5/8"</p> <p><b>36380</b></p>	OPTIONAL MUFFLERS
				CONVERTER SPECS.
				ACCESSORIES
				FOOTNOTES

NOTE: Units shipped individually, unless otherwise noted.

# ACCESSORIES

## BRACKETS

 <p><b>35018</b> 50/Carton</p>	 <p><b>35308</b> 50/Carton</p>	 <p><b>35309</b> 50/Carton</p>	 <p><b>35312</b> 50/Carton</p>
 <p><b>35327</b> 50/Carton</p>	 <p><b>35328</b> 50/Carton</p>	 <p><b>35396</b> 50/Carton</p>	 <p><b>35397</b> 50/Carton</p>

# ACCESSORIES

## BRACKETS

 <p>35003</p>	 <p>35019 25/Carton - Bulk</p>	 <p>35098 100/Carton - Bulk</p>	 <p>35125</p>	GENERAL INFORMATION
 <p>35148</p>	 <p>35333 25/Carton - Bulk</p>	 <p>35358</p>	 <p>35362</p>	PASSENGER CAR
 <p>35463</p>	 <p>35662</p>	 <p>35674 50/Carton - Bulk</p>	 <p>35940</p>	LIGHT TRUCK
 <p>36121</p>				MUFFLER SPECS.
				OPTIONAL MUFFLERS
				CONVERTER SPECS.
				ACCESSORIES
				FOOTNOTES

NOTE: Units shipped individually, unless otherwise noted.

# ACCESSORIES

## INSULATORS

<p><b>35017</b></p>	<p><b>35029</b></p>	<p><b>35038</b> 25/Carton (35119 - Individual No.)</p>	<p><b>35087</b> 25/Carton</p>
<p><b>35088</b> 25/Carton (35351 - Individual No.)</p>	<p><b>35091</b> 25/Carton (35362 - Individual No.)</p>	<p><b>35093</b> 25/Carton</p>	<p><b>35111</b></p>
<p><b>35114</b></p>	<p><b>35120</b></p>	<p><b>35143</b></p>	<p><b>35145</b></p>
<p><b>35149</b></p>	<p><b>35182</b></p>	<p><b>35206</b></p>	<p><b>35212</b></p>
<p><b>35229</b></p>	<p><b>35230</b></p>	<p><b>35296</b></p>	<p><b>35375</b></p>



## INSULATORS

 <p><b>35385</b></p>	 <p><b>35391</b> 50/Carton (35352 - Individual No.)</p>	 <p><b>35460</b></p>	 <p><b>35466</b></p>
 <p><b>35473</b></p>	 <p><b>35637</b></p>	 <p><b>35646</b></p>	 <p><b>35719</b></p>
 <p><b>35725</b></p>	 <p><b>35728</b></p>	 <p><b>35750</b></p>	 <p><b>35811</b></p>
 <p><b>35911</b></p>	 <p><b>35918</b></p>	 <p><b>35951</b></p>	 <p><b>36221</b></p>
 <p><b>36229</b></p>	 <p><b>36230</b></p>		

GENERAL INFORMATION

PASSENGER CAR

LIGHT TRUCK

MUFFLER SPECS.

OPTIONAL MUFFLERS

CONVERTER SPECS.

ACCESSORIES

FOOTNOTES

# ACCESSORIES

## MISC. ACCESSORIES

<p>35010</p>	<p>35015</p>	<p>35031</p>	<p>35123</p>
<p>35126</p>	<p>35129</p>	<p>35133</p>	<p>35138</p>
<p>35144</p>	<p>35181</p>	<p>35183</p>	<p>35186</p>
<p>35192</p>	<p>35199</p>	<p>35218</p>	<p>35231</p>
<p>35232</p>	<p>35233</p>	<p>35235</p>	<p>35241</p>

# ACCESSORIES

## MISC. ACCESSORIES

 <p>35242</p>	 <p>35245</p>	 <p>35248</p>	 <p>35259</p>
 <p>35262</p>	 <p>35281</p>	 <p>35286</p>	 <p>35287</p>
 <p>35313</p>	 <p>35317</p>	 <p>35320</p>	 <p>35339</p>
 <p>35340</p>	 <p>35412</p>	 <p>35430</p>	 <p>35452</p>
 <p>35462</p>	 <p>35475</p>	 <p>35509</p>	 <p>35510</p>

GENERAL INFORMATION

PASSENGER CAR

LIGHT TRUCK

MUFFLER SPECS.

OPTIONAL MUFFLERS

CONVERTER SPECS.

ACCESSORIES

FOOTNOTES

NOTE: Units shipped individually, unless otherwise noted.

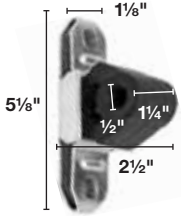
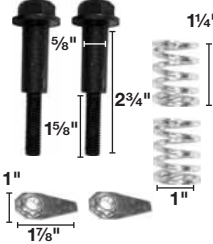
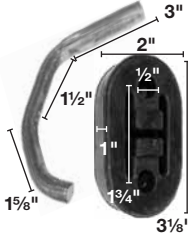
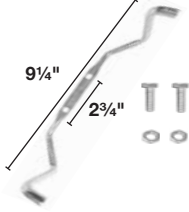
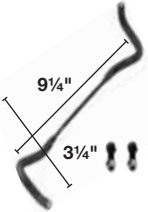
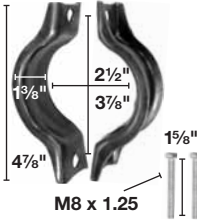


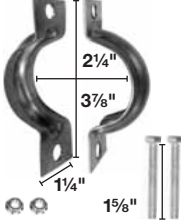
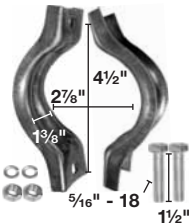
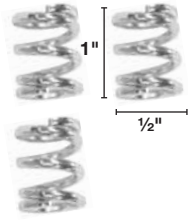



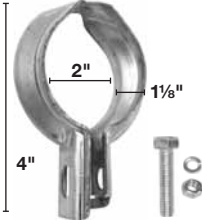

# ACCESSORIES

## MISC. ACCESSORIES

<p>35525</p>	<p>35527</p>	<p>35564</p>	<p>35625</p>
<p>35639</p>	<p>35648</p>	<p>35702</p>	<p>35706</p>
<p>35711</p>	<p>35723</p>	<p>35755</p>	<p>35767</p>
<p>35802</p>	<p>35815</p>	<p>35816</p>	<p>35870</p>
<p>35884</p>	<p>35885</p>	<p>35893</p>	<p>35941</p>

# ACCESSORIES

## MISC. ACCESSORIES

 <p>36122</p>	 <p>36129</p>	 <p>36152</p>	 <p>36222</p>
 <p>36223</p>	 <p>36228</p>	 <p>36364</p>	 <p>36377</p>
 <p>36378</p>	 <p>36402</p>	 <p>36404</p>	 <p>36454</p>
 <p>36463</p>	 <p>36515</p>	 <p>36519</p>	 <p>36521</p>

GENERAL INFORMATION

PASSENGER CAR

LIGHT TRUCK

MUFFLER SPECS.

OPTIONAL MUFFLERS

CONVERTER SPECS.

ACCESSORIES

FOOTNOTES

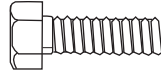
# ACCESSORIES

## MOUNTING HARDWARE

English parts are zinc plated and Metric parts are black

### CAP SCREWS—English—grade 5

Part No.	Size	Carton Qty.
35065*	5/16" x 18 x 1"	100
35066	5/16" x 18 x 1 1/2"	100
35067	5/16" x 18 x 2"	100
35068*	3/8" x 16 x 1"	100
35069	3/8" x 16 x 1 1/2"	100
35070	3/8" x 16 x 2"	100
35650	3/8" x 16 x 3"	100



### CAP SCREWS—Metric—grade 8

Part No.	Size	Pitch	Carton Qty.
35080*	8mm x 20mm	1.25	25
35081*	8mm x 40mm	1.25	25
35082*	10mm x 30mm	1.25	25
35083*	10mm x 20mm	1.25	25
35084*	10mm x 40mm	1.25	25

\* Fully Threaded

### MANIFOLD STUDS—English

Part No.	Size	Carton Qty.
35059	7/16" — 14 / 7/16" — 20 x 2 1/4"	25
35060	3/8" — 16 / 3/8" — 16 x 2 1/2"	25
35061	3/8" — 24 / 3/8" — 16 x 2 3/4"	25
35653#	3/8" — 16 / 3/8" — 16 x 2 1/2"	25
35655	3/8" — 16 / 7/8" — 16 x 3 1/4"	25
35656	7/16" — 14 / 7/16" — 14 x 3 1/2"	25



# With Finder End

### MANIFOLD STUDS—Metric

Part No.	Size	Pitch	Carton Qty.
35062	8mm/8mm x 38mm	1.25/1.25	25
35025	10mm/10mm x 38mm	1.25/1.25	25

### SHEET METAL SCREWS

Part No.	Size	Carton Qty.
35056	5/16" x 1 1/4"	100
35652	3/8" x 1"	100
35058	3/8" x 1 1/2"	100



### SELF TAPPING SCREWS

Part No.	Size	Carton Qty.
35057	5/16" x 1 1/2"	100



### LOCK WASHERS

Part No.	Size	Carton Qty.
35052	5/16"	100
35053	3/8"	100
35054	7/16"	100



### HEX NUTS—English

Part No.	Size	Carton Qty.
35074	5/16" — 18"	100
35075	5/16" — 16"	100
35076	5/16" — 14"	100
35085	5/16" — 24"	100
35086	5/16" — 20"	100
35902*#	5/16" — 16"	25



\* Brass # High Style

### HEX NUTS—Metric

Part No.	Size	Pitch	Carton Qty.
35077	8mm	1.25	50
35078	10mm	1.50	50
35079	10mm	1.25	50

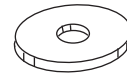
### FLAT WASHERS

Part No.	Size	O.D.	Carton Qty.
35904	5/16"	1 1/16"	250
35905	3/8"	1 3/16"	250
35906	7/16"	5 9/64"	250



### FENDER WASHERS

Part No.	Size	O.D.	Carton Qty.
35050	5/16"	1 1/4"	100



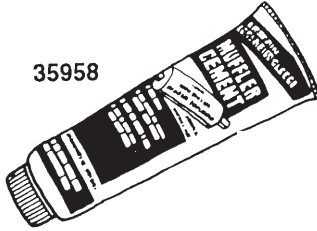
### THREAD/PITCH CHARTS

Dia.	Threads/Inch	
	USS <sup>1</sup>	SAE <sup>2</sup>
5/16"	18	24
3/8"	16	24
7/16"	14	20

Dia.	Pitch	
	Std.	Fine
8mm	1.25	1.00
10mm	1.50	1.25

1 Coarse 2 Fine

35958

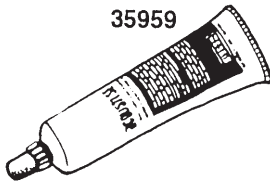


## Muffler Cement

35958

Consists of iron-reinforced material tested to 1200° F. Effective for sealing exhaust joints subject to elevated temperatures - such as catalytic converters. Available in 16 oz. tubes only. Order in Qty. of 12.

35959



## Sealing Compound

35959

Stops sound leaks and prevents dangerous exhaust gas leakage to 900° F. Ideal for "out-of-round" muffler and pipe connections. Easy to apply. Available in 5 oz. tubes. Order in Qty. of 12.



35729  
35165  
35187

## Pipe Hooks

35729 - Up to 2½" Diameter.

35165 - For 2¾" to 4" Diameter.

35187 - For 5" to 6" Diameter.

Packaged 50 to a box, these hooks provide an economical and easy method to storing exhaust and tail pipes.

GENERAL  
INFORMATION

PASSENGER  
CAR

LIGHT  
TRUCK

MUFFLER  
SPECS.

OPTIONAL  
MUFFLERS

CONVERTER  
SPECS.

ACCESSORIES

FOOTNOTES

## FRENCH FOOTNOTES

ID	du dia Description	ID	du dia Description
●	Nouveau numéro.	44	Si le tuyau avant d'É.O. est réutilisé, le tuyau de raccord n°41951 est requis.
◎	Tuyau à lame d'air. L'aspect peut être différent du tuyau d'É.O. La lame d'air entre les tuyaux agit comme isolant contre la chaleur.	45	Le système d'échappement d'ÉO est complètement soudé. Des adaptateurs additionnels et la coupe des tuyaux d'ÉO peuvent être nécessaires pour compléter l'installation.
⊗	À écran thermique soudé.	46	Requiert un silencieux n°21282.
▲	Disponibilité limitée.	47	Conforme à OBDII, tel qu'exigé par le CARB.
◆	Si c'est un ensemble soudé, remplacer toutes les pièces requises.	48	Avec ressort à lames arrière.
#	Modifications et/ou pièces additionnelles requises.	49	Tuyau de sortie latéral. Le modèle d'É.O. pour les zones avec loi anti-bruit est la sortie du tuyau latéral arr. droit.
1	Joint d'étanchéité en amiante n°31500 aussi disponible.	50	Bouchon de sonde d'oxygène n°35299 requis sur les modèles 1994-95.
2	Aussi disp., l'isolateur n°35261 pour rempl. la section de courroie usée du support d'É.O.	51	Les deux pièces sont requises.
3	Peut nécessiter 35574 - ensemble de tuyaux d'injection d'air pour l'installation.	52	Moteur V304 seulement.
4	Requiert une bride n°35408 de 2 po.	53	Sauf empattement de 139 po à codes de frein à main 04272 et 04282 et empat. de 169 po. à codes de trans. auxil.13522 et 13524.
5	Requiert une bride n°35413 de 2¼ po.	54	Moteur à essence V345.
6	Requiert une bride n°35414 de 2½ po.	55	Les deux pièces doivent être remplacées.
7	Exc. familiale.	56	Convertisseur de première qualité OBDII. Légal pour utilisation dans l'État de Californie.
8	Familiale seulement.	57	Aussi disponible, le support universel n°35210.
9	Compatible avec les normes fédérales/EPA concernant l'émission des véhicules	58	Inclut le raccord EGT.
10	Ne peut pas légalement être vendu en vue d'installation sur des véhicules immatriculés dans l'État de Californie.	59	Aussi disponible, le support universel n°35209.
11	Sauf dans les zones où il y a une loi anti-bruit.	60	Acier inoxydable type 409.
12	Le rivet doit être enlevé par forage du support d'É.O.	61	Couper à longueur requise.
13	Remplacement de la structure et de l'attache du support de type d'É.O.	62	Convertisseur à montage direct, le tuyau n°45165 fait partie du convertisseur.
14	Le rivet doit être enlevé par perçage du support d'É.O.	63	Réutiliser l'écran thermique d'ÉO. Des modifications peuvent être nécessaires.
15	Couper 2½ po de la sortie.	64	Inclut le nécessaire de boulon de ressort n°35129.
16	Le remplacement du silencieux nécessite le remplacement du tuyau de rallonge en H.	65	Couper 1½ po du bout de l'entrée.
17	Mesurer le vieux système pour déterminer la longueur requise.	66	Coude et bride dans la boîte.
18	Couper 4 po de la sortie.	67	Utiliser le bouchon de sonde d'oxygène n°35299 à l'entrée. Si l'orifice de O2 n'est pas requis.
19	Moteur à essence V266 et 304.	68	Requiert un silencieux n°22329.
20	Requiert un tuyau de rallonge n°44621 si le convertisseur d'É.O. de 21 po est remplacé.	69	Moteur V266 seulement.
21	Couper 2 po de la sortie.	70	Étiquette d'identification du moteur code « W » (Windsor) ou « C » (Cleveland) situé sous le boulon de fixation de la bobine d'allumage.
22	Comprend un joint d'étanchéité.	71	Moteur à essence V392.
23	Joint d'étanchéité en amiante n°31400 aussi disponible.	72	Convertisseur à montage direct, le tuyau d'entrée fait partie du convertisseur.
24	Requiert une bride de 2½ po n°35337.	73	Sauf suspension extra-robuste.
25	Remplace plusieurs convertisseurs d'ÉO. Seuls les convertisseurs défectueux doivent être remplacés. Voir le guide d'installation de convertisseurs catalytiques.	74	Compatible avec les normes californiennes/des 50 États concernant l'émission des véhicules.
26	Doit utiliser l'écrou adaptateur fileté n°36339.	75	Requiert (1) bride n°35408 de 2 po pour fixer à l'attache sur le tuyau extérieur.
27	Peut nécessiter un adaptateur de sonde de température.	76	À convertisseur à lit de billes simple.
28	Sauf le contrôle du son.	77	Access. extra-robuste. Recommandé en cas de température excessive des gaz d'échapp.
29	Installer le bouchon fourni dans le tuyau de prise d'air avant.	78	Il n'est pas nécessaire d'utiliser un support de poids d'amortissement.
30	Le tuyau en Y doit être coupé à ½ pouce du devant de la flasque. (voir illustration Direct-Fit).	79	À coque de convertisseur de 21 po.
31	L'attache de support inutilisée peut être coupée.	80	Couper 8½ de l'entrée.
32	Couper 16 po de l'entrée si empattement de 115 po.	81	Couper 16 po de l'entrée sur empattement de 114 po.
33	Avant le n° de série Q80,001.	82	Le tuyau inclut le silencieux auxiliaire.
34	Avec contrôle du son.	83	Après CH-D1008082-D2003193.
35	Utiliser le bouchon de sonde d'oxygène n°35299 sur modèles Calif. seulement jusqu'à 5/00 et sur modèles Federal et Calif. jusqu'à 6/00.	84	Sauf Calif. 1975-76.
36	Couper 15 po de l'entrée si empattement de 110 po.	85	S'ajuste au tuyau du silencieux auxiliaire d'origine seulement.
37	Compatible avec toutes les normes concernant l'émission des véhicules	86	Sur modèles plus vieux; l'attache est soudée sur le dessus du tuyau.
38	Après série Q80,001.	87	À entrée simple.
39	Si l'orifice de la sonde O2 est requise, enlever le bouchon.	88	Modèles récents; l'attache est soudée sous le tuyau.
40	Couper 20¼ po de l'entrée. Utiliser la pièce de 20¼ po.	89	À entrée double.
41	Aussi disponible, le joint n°31351 en acier fritté.	90	Trans. manuelle.
42	Le support de tuyau universel n°35600 peut être utilisé sur la plupart des modèles de support de tuyau arrière.	91	Raccord lisse à l'entrée.
43	Excluant châssis surbaissés, freins pneumatiques, autobus scolaires et véhicules à cabine double.	92	Transmission auto. seulement.
		93	À contrôles électroniques du moteur.
		94	Le remplacement est une unité séparée, le joint d'étanchéité 31512 est inclus.



# FRENCH FOOTNOTES

ID	du dia Description	ID	du dia Description
95	Peut nécessiter 2 ressorts 35281 à l'entrée.	153	Modèles à écrans thermiques, utiliser l'écran n°35567 et 2 courroies n°35564
97	Sur modèles 1987-88 « couper l'attache.	154	Couper 18 po de l'entrée sur empattement de 109 po.
98	Jeter l'attache ouverte d'É.O.	155	Sur modèles à échap. horizontal et tuyau de sortie horizontal.
99	Sauf sur châssis bas et renforcé, code 10492 et trans. auxil. codes 13522, 13523 et 13524.	156	Sur modèles à tuyau arr. de 2¼ po de D.E. Le silencieux et le tuyau arr. doivent être remplacés.
100	Convertisseur Ultra.	157	Boucher le raccord du tuyau d'air si nécessaire, à l'aide du bouchon de tuyau standard de ¾ po.
101	À convertisseur monolithique à lit double.	158	Requiert un connecteur n°41965.
102	Couper l'attache.	159	Doit enlever le boulon du bas de l'amortisseur et relever l'amortisseur pour une bonne installation, puis reboulonner l'amortisseur.
103	Empattement de 138 po requiert une bride n°35408 de 2 po.	160	PBV de moins de 8500.
104	Couper le bout de la sortie à la longueur requise si nécessaire.	161	Sur les modèles à châssis large, utiliser le n°41956 sur les sorties de tuyau arrière.
105	Requiert un adaptateur n° 41970 à la sortie du côté.	162	Réutiliser la bague du manchon.
106	Couper l'entrée à la longueur requise si nécessaire.	163	Contient du flexible.
107	Couper le bout de la sortie de 7 po pour un empattement de 124 po.	164	152 et 196 de cylindrée.
108	Non requis pour toutes les applications.	165	Pour 2002, les deux pièces sont requises.
109	Pour les modèles 1994 turbo, 35595 doit être utilisé et allongé de 1¼ po après la sortie de 42212.	166	Aussi disponible, la bride de 4 po chromée n° 35776.
110	Doit être monté à l'envers.	167	Flasque inclus avec le tuyau.
111	Couper 2 po de l'entrée.	168	Réutiliser le flasque d'É.O.
112	Couper 3 po de la sortie sur berline.	169	S/prise de force.
113	Couper 16 po de l'entrée sur empattement de 117 po.	170	Couper le support de fixation sur les modèles 1994.
114	Pour modèles de Californie 2002-04, enlever la tige de suspension.	171	Requiert un connecteur n°41956.
115	Tuyau d'acier aluminisé.	172	RÉutiliser liembout di...O.
116	Acier inoxydable poli, section arrière.	173	Tuyau de réglage di.O. non requis.
117	Couper 18 po de la sortie sur empattement de 106 po.	174	Couper 34 po de la sortie pour ajuster, sauf cabine double.
118	Utiliser le trou inférieur de montage pour fixer l'attache.	175	À mini-convertisseur à oxygène.
119	Réutiliser l'écran thermique d'É.O.	176	Joint de la sonde à oxygène.
120	Nécessite un ensemble de montage 36447 pour l'installation des tuyaux d'échappement arrière.	177	1986 après le châssis G2021147, G3015681, G7024052.
121	Sauf codes 13451 et 13454.	178	Requiert 1 boulon à tête hexagonale M10 X 1,5 X 1 po.
122	Aucun support de fixation.	179	Doit être monté avec des boulons à l'attache.
123	1980 avec surmultiplicateur auto.	180	Réutiliser l'ensemble de bride à contrepoids. Installer comme l'É.O.
124	Couper 2½ du bout de la sortie.	181	Le fil d'attache soudé sur le devant du sil. auxil. n'est pas utilisé sur ce modèle, pour modèles 1990.
125	Sauf moteur à essence V345 avant le ch,ssis SB351057.	182	Sauf sur 351 de cylindrée.
126	Modèle récent à attache soudée à 3 po de l'entrée.	183	Modèles 1988 avec collecteur en fonte.
127	Le support peut être démonté sur les modèles à moteur 2,0 litres.	184	Sur berlines, couper 3½ po de la sortie.
130	Ancien modèle à support soudé à 20 po de l'entrée.	185	Rallonge de tuyau arrière s/roues doubles.
131	Rallonge de tuyau arrière à roues doubles.	186	Sauf modèles MB300 et MB400 à roues arrière doubles.
132	PBV de moins de 1100.	187	Le boulon à épaulement d'É.O. n'est pas requis.
133	Joint d'étanchéité en fer fritté.	188	Dans le cas de trans. manuelle, couper 7/8 po de la sortie.
134	PBV de moins de 9000.	189	Le trou de ¾ po de diamètre DOIT être percé par le grand trou dans le flasque du capteur afin que le capteur puisse être utilisé.
135	Tuyau à attache de type tige.	190	Assembler l'attache au silencieux avant de fixer l'isolateur.
136	Empattement de 124 po requiert une bride n°35413 de 2¼ po.	191	Il faut enlever le rivet par forage de l'attache fixée au véhicule.
137	Requiert un bouchon n°35299 sur modèle 1995 à trans. Auto.	192	Il faut couper le bout muni d'une rondelle de retenue.
138	Requiert une bride de 2 po n° 35408 pour fixer la courroie de mise à la terre.	193	Code de trans. n°13422.
139	Empattement de 159,5 et 164,5 po seulement.	194	Sur modèles de Calif., un trou de 0,62 po dia. doit être percé dans le tuyau par le trou du flasque du RGE.
140	Couper 1½ po de l'entrée sur modèle 1986.	195	Sauf sur modèles 1988 avec collecteur en fonte.
141	Sauf mini-convertisseur à oxygène.	196	Couper 3 po de la sortie si le tuyau de sortie chromé n°35596 est utilisé.
142	À convertisseur monolithique à lit double.	197	Réutiliser un ens. de sangle de serrage à contrepoids si nécessaire. Installer comme l'É.O.
143	L'apparence du tuyau est différente de celle de l'É.O.; Disp. de réglage non requis.	198	Requiert un tuyau arrière n°40812.
144	Sauf modèles 1980 à attache soudée à l'arrière du silencieux.	199	Requiert un tuyau arrière n°46630.
145	La batterie et l'écran doivent être démontés pour avoir accès au flasque d'entrée. Ne pas utiliser de chalumeau si la batterie est dans le véhicule.	200	Réutiliser l'attache d'É.O.
146	Empattement de 164,5 po seulement.	201	Intentionnellement plat pour le dégagement.
147	Si l'installation d'un capteur est requise, percer un trou de ½ po dans le tuyau.	202	Pour 2003, les deux pièces sont requises.
148	Couper 14 po de la sortie pour cab.2 portes à châssis à ridelles.	203	Le support peut être enlevé s'il n'est pas nécessaire.
149	Après le 20-1-75.	204	Tuyau d'entrée inclus a/le silencieux.
150	Si la sonde d'oxygène d'est pas utilisée, le bouchon n°35299 est requis.	205	Les modèles 1992-93 n'utilisent pas de soupape. Laisser le soufflet de caoutchouc du silencieux d'É.O. inséré dans le coffre.
151	Tuyau d'É.O. de série.	206	Remplace le modèle en 2 pièces d'É.O.
152	Empat. de 101 po seulement.		

GENERAL INFORMATION

PASSENGER CAR

LIGHT TRUCK

MUFFLER SPECS.

OPTIONAL MUFFLERS

CONVERTER SPECS.

ACCESSORIES

FOOTNOTES

## FRENCH FOOTNOTES

ID	du dia Description	ID	du dia Description
207	Requiert l'utilisation d'un bouchon de tuyau stand. de 3/8 po pour l'adaptateur du tube d'air.	259	Convertisseur UltraEx en option - Charge de métaux extra précieux.
208	Requiert le démontage de la traverse du châssis pour l'installation, remonter la traverse après l'installation.	260	Réutiliser les isolateurs d'É.O.
209	Sur modèles P314 et P318 seulement.	262	SUB. 1976.
210	Couper le support arrière.	263	1975 seulement.
211	Remplace les convertisseurs d'É.O. de gauche et droite, avant et arrière.	264	hors-tout de l'ensemble 41 1/4 po.
212	Utiliser sur modèles à silencieux auxil. seulement.	265	Toutes les pièces doivent être remplacées en même temps.
213	Pour modèles à joint d'étanchéité, utiliser un joint n°31400 à bague de collecteur d'É.O.	271	Couper 20 po de la sortie.
214	Pour installer le silencieux, jeter l'attache ouverte de type d'É.O. et installer l'attache n°35715 à la sortie du silencieux.	277	Couper 10 po du bout non-entaillé sur empat. de 160 po et 4 po du bout non-entaillé sur empat.de 165,5 po..
215	Boucher le raccord de capteur, si nécessaire, utiliser le bouchon 35299.	287	Calif. 1977 seulement.
216	Convient aux modèles avec joint de collecteur.	291	Sauf 1975-76, cylindrée de 350, carb. 4 corps.
217	Convient aux modèles sans joint de collecteur.	293	Couper 30 po de la sortie sur empat. de 131,5 po.
218	L'adaptateur inclus dans l'emballage sert à connecter le 16071 à l'échappement d'É.O.	297	Code de moteur n°7062.
219	Convient aux modèles 2500HD. Ne convient pas aux 2500 réguliers.	298	Sauf le code de moteur n°7062.
220	Premier modèle à attache profilée.	299	Utiliser le support 36373 avant 2-92.
221	Modèle récent.	310	Couper 26 po de la sortie pour empat. de 135,5 po.
222	Vieux modèle, jusqu'à 825342.	328	Utilisé avec silencieux n°22339.
223	Deuxième modèle à support de fixation.	329	Utilisé avec silencieux n°22288.
224	Couper à 1 po de l'entrée et de la sortie.	333	Requiert un tuyau arrière n°44812.
225	Inclut la bride.	337	Si la sonde est requise, percer un trou de 0,5 po dans le tuyau à la prise de la sonde.
226	Conçu pour être utilisé avec un silencieux et un tuyau arrière Walker.	343	Sauf 10C (TDM) à carburateur 4 corps.
227	Réutiliser le support à bride d'É.O.	344	À code 804ebk, le second réservoir monté du côté droit relocalisé.
228	Ne convient pas au silencieux d'É.O.	351	Remplace l'attache d'É.O.
229	Le crochet avant d'É.O n'est pas requis.	356	Pour les options de tuyau flexible, voir page 650. Couper à la longueur désirée.
230	Sauf T800 à trans. auxil. et essieu avec DLV (sldd).	361	Pour d'autres choix de brides, voir page 648.
231	1986 avant le châssis G2021146, G3015680, G7024051.	362	Transmission automatique surmultipliée à 4 rapports électroniques.
232	1972, avant la série 2S550784 (modèles fabr. aux É.-U.) avant série 2J553951 (mod. fabr. au Canada).	363	Le remplacement requiert un tuyau intermédiaire.
233	À coque de convertisseur de 14 po.	364	Le remplacement requiert un tuyau arrière.
234	PBV de moins de 10,000.	365	Le remplacement requiert un silencieux.
235	Le joint 31638 et la bride 35794 sont nécessaires pour compléter l'installation.	366	Le boulon à épaulement d'É.O. n'est pas requis.
236	Sauf C900 et CT1000 ; 1970-71.	367	Requiert (1) bride n°35413 de 2 1/4 po pour fixer le tuyau extérieur.
237	PNBV de plus de 3 750 lb.	368	L'attache d'É.O. n'est pas requise.
238	Cylindrée de 152.	369	Requiert un support n°36369.
239	Utiliser l'adaptateur 41968 lors de l'installation du convertisseur 16137 au résonateur d'É.O.	370	Peut nécessiter une attache n°35158.
240	Exige le produit 43648 pour empattement de 141 pouces.	371	Requiert (2) n°41947 sur les modèles à châssis large.
241	Sur modèles à échap. double, utiliser (2) silencieux n°21475.	372	Requiert (1) n°42596 sur les modèles à châssis large.
242	Utiliser l'adaptateur 51065 pour ajuster avec 55170.	375	Silencieux pour usage ordinaire.
243	Utiliser l'adaptateur 51065 pour ajuster avec 54413 et 54414.	376	Silencieux extra-robuste.
244	Inclut le collecteur.	384	Sur empat. de 139 po, couper 24 po du bout de la sortie.
245	Utiliser la bague de réduction 41974 pour connecter avec le tuyau du convertisseur d'É.O.	387	Requiert n°35940.
246	Couper pour ajuster à l'empattement de 2930 mm.	388	Requiert n°35532.
247	Utiliser la bague de réduction 41965 pour connecter avec le tuyau du convertisseur d'É.O.	396	Requiert (2) isolateurs n°35296, ne pas réutiliser les isolateurs d'É.O.
248	N'inclut pas le collecteur.	401	Remplacer les convertisseurs avant et arrière d'É.O., seuls les convertisseurs défectueux peuvent être remplacés.
249	Pour code ang. W, utiliser l'adaptateur 41965.	402	Le tuyau en Y doit être coupé 1/2 po à l'arrière de la face du flasque. Voir le catalogue de convertisseur.
250	Montage vertical.	403	Installer le bouchon fourni dans la prise d'air avant sur les modèles 88-91.
251	Montage horizontal de 3 1/2 po.	404	Installer le bouchon fourni dans la prise d'air avant sur les modèles 88-89 à prise d'air simple.
252	Montage horizontal de 4 po.	405	Installer le bouchon fourni dans la prise d'air avant sur les modèles 88-89 à double prise d'air.
253	Entrée et sortie du convertisseur de 3 pouces.	409	Remplace les convertisseurs de gauche et de droite d'É.O. Seuls les convertisseurs défectueux peuvent être remplacés.
254	Entrée à flasque et sortie de 3 pouces.	417	Utiliser le bouchon 35299 si nécessaire.
255	Lors du raccordement à un tuyau É.O., utilisez 41963.	501	Nécessite une (1) bride 35336.
256	Lors du raccordement à un tuyau É.O., utilisez 41960.	502	Requiert une attache n°35265, (2) brides n°35408 et un tuyau de sortie n°41740.
257	Seuls les convertisseurs défaillants peuvent être remplacés. Pour raccorder un résonateur ou un convertisseur à une pièce É.O., coupez à l'endroit approprié.	503	Peut nécessiter 1 vis autotaraudeuse.
258	Avec joint d'étanchéité n°31723.	504	Requiert un écran n°35569 et (2) courroies n° 35564.
		505	Requiert un écran n°35567 et (2) courroies n° 35564.
		506	Requiert une bague n°41962 et (1) bride de 2 1/4 po n°35413 en extra.

# FRENCH FOOTNOTES

ID	du dia Description	ID	du dia Description
507	Requiert une attache n°35568 et (1) bride de 2 po n°35408 en extra.	566	Requiert un support n°35209.
508	Requiert une courroie d'attache n°35724.	567	Requiert un tuyau de rallonge n°41709 et (1) bride de 2 po n°35408 en extra.
509	Requiert un tuyau de sortie n°41740 et une bride de 2 po n°35408.	568	Nécessite une bague 41945 et une bride supplémentaire 35408 de 2 po.
510	Requiert une attache n°35108 et un tuyau de sortie n°41013 à la sortie.	569	Le silencieux à sortie simple remplace le silencieux à sortie double. Tuyau arrière du côté droit non nécessaire.
511	Requiert un support n°35103.	570	Requiert un tuyau de sortie n°41134. Peut nécessiter l'attache n°35265.
512	Requiert une attache n°36163.	571	Nécessite le crochet 35209 avec bride 35408 de 2 po.
513	Le silencieux a un écran thermique soudé.	572	Requiert une attache n°35098 et l'adaptateur n°41944 à la sortie.
514	Requiert un tuyau de rallonge n°43840.	574	Requiert un support n°35103 et un connecteur n°41966. (Couper à la longueur voulue).
515	Requiert un support n°35004 et un tuyau de sortie n°41013.	575	Requiert un tuyau n°43840 à l'entrée. (Couper à la longueur voulue).
516	Requiert une bague n°41959 et (1) bride de 2 po n°35408 en extra.	576	Pour le guide d'installation et les pièces additionnelles requises, consulter le tableau des équivalences à la section des produits de performance.
517	Requiert une attache n°35167.	577	Requiert un tuyau de rallonge n°41708 et (1) bride de 2¼ po n°35413 en extra.
518	Requiert l'attache n°35717.	578	Le silencieux à sortie simple remplace la sortie double. Requiert un tuyau d'entrée n°42803.
519	Requiert l'adaptateur n°41954 à la sortie.	579	Requiert un tuyau de sortie n°41299 et (1) bride de 2 po n°35408 en extra.
520	Requiert un tuyau de sortie n°41736 et (1) bride de 2 po n°35408 en extra.	580	Requiert un tuyau n°41966. Couper à la longueur voulue.
521	Requiert l'attache n°36386.	581	Le silencieux à sortie simple remplace le silencieux à sortie double. Embout 42735 nécessaire.
522	Requiert l'attache n°35003.	582	Requiert un tuyau de rallonge n°41706 et (1) bride de 2½ po n°35414 en extra.
523	Requiert l'attache n°35265.	583	Tuyau arrière inclus. Nécessite support 35724.
524	Requiert les tuyaux arrière n°52172 et 52173.	584	Requiert une attache n°35098, un écran n°35567 et (2) courroies n°35564. 586 Requiert une attache
525	Requiert le tuyau arrière n°41342.	586	Requiert une attache n°35501.
526	Requiert l'attache n°35333.	589	Le silencieux économique Pro-Fit peut nécessiter des modifications pour compléter l'installation.
527	Nécessite l'embout 41422 et la bride 35408 de 2 po.	591	Modifications ou pièces additionnelles nécessaires. Doit utiliser l'écrou-adaptateur fileté 36339.
528	Requiert un tuyau de sortie n°41742 et (1) bride de 2 po n°35408 en extra.	592	Pièces requises pour effectuer l'installation d'un silencieux universel
529	Requiert n°18291 sur les modèles 2 portes et n°18486 sur les modèles 4 portes.	622	Requiert une attache n°35511.
530	Requiert le tuyau d'entrée n°42803.	623	Requiert les bagues n°35254 et 35255.
532	Requiert la courroie d'attache n°35186.	653	Requiert l'adaptateur n°41956 et 1 bride n°35413 de 2¼ po en extra.
533	Requiert la courroie d'attache n°36372.	671	Utiliser une attache n°35914 à la place du n°35186, ou utiliser le n°35687 à la place du n°35917.
534	Requiert les bagues n°35254 et 35255 à l'entrée.	674	Peut nécessiter une attache n°35265.
535	Requiert un tuyau de sortie n°41794 et (1) bride de 1¼ po n°35406 en extra.	700	Flasque de réparation de convertisseur catalytique.
536	Requiert un tuyau de sortie n°41718 et (1) bride de 1¼ po n°35406 en extra.	827	Nécessite tuyau de sortie 41741 et une bride 35406 de 1æ†po.
537	Requiert un tuyau de sortie n°41013 et (1) bride de 2 po n°35408 en extra.	900	Silencieux Mega-Flow Noisebraker.
541	Requiert l'attache n°35568, l'écran n°35567 et (2) courroies n°35564.	901	Mega-Flow.
542	Requiert l'attache n°35568.	903	Requiert un tube d'air n°35588 et 2 brides n°35592.
544	Requiert la bague n°35253 à l'entrée et la bague n°35265 à la sortie.		
545	Requiert l'attache n°35003 et le tuyau de sortie n°41206 à la sortie.		
546	Requiert la bague n°35253 à la sortie.		
548	Nécessite le support 35712, l'embout 41737 et une bride supplémentaire 35408 de 1¼ po.		
550	Requiert l'adaptateur n°41962 à la sortie.		
551	Requiert l'adaptateur n°41959 à la sortie		
552	Requiert l'adaptateur n°41955 à la sortie.		
553	Requiert des bagues n°35254 et 35255 à la sortie et un tuyau de sortie n° 41299 et (1) une bride n°35408 (2 po) en extra.		
554	Requiert une attache n°35687 ou 35914.		
555	Nécessite 2 embouts 41796 et 2 brides supplémentaires 35408 de 2 po.		
556	Requiert une attache n°35502.		
559	Requiert une rondelle de sécurité de 3/8 po, un boulon de 3/8 po-16X1 po, un écrou de 3/8 po-16.		
560	Requiert un support n°35103 et un tuyau de sortie n°41013 à la sortie.		
561	Jeter (1) tuyau arrière.		
562	Silencieux à sortie simple remplace la double sortie. Utiliser le tuyau désigné comme tuyau arrière A.		
563	Un silencieux à sortie simple remplace celui à sortie double.		
564	Requiert une attache n°35168.		
565	Requiert une bague n°41700 et (1) bride de 2¼ po n°35413 en extra.		

GENERAL INFORMATION

PASSENGER CAR

LIGHT TRUCK

MUFFLER SPECS.

OPTIONAL MUFFLERS

CONVERTER SPECS.

ACCESSORIES

FOOTNOTES

## SPANISH FOOTNOTES

ID	NOTAS DE PIE PAGINA	ID	NOTAS DE PIE PAGINA
●	Nuevo número.	42	El soporte colgante del tubo Universal 35600 puede sustituirse en la mayoría de las aplicaciones del soporte colgante del tubo trasero.
⊙	Tubo de separación. El aspecto puede ser diferente al tubo original. El espacio entre los tubos actúa como aislante térmico.	43	Excep. chasis bajo, frenos neumáticos, autobuses escolares y cabinas dobles.
⊕	Con protector térmico soldado.	44	Si vuelve a utilizar el tubo delantero original, necesitará el conector 41951.
▲	Disponibilidad limitada.	45	El sistema de escape original está completamente soldado. Para completar la instalación pueden ser necesarios adaptadores adicionales y cortar los tubos originales. Necesita el silenciador 21282.
◆	Si el conjunto está soldado, sustituya todas las piezas necesarias.	46	Necesita el silenciador 21282.
#	Modificaciones y/u otras piezas necesarias.	47	Conforme con OBDII según los requisitos CARB.
△	Construcción con arcosoldadura muy resistente, aconsejada para uso comercial.	48	Con resorte de laminas trasero derecho
1	También disponible junta de asbesto 31500.	49	Tubo trasero de salida lateral. El modelo original para zonas sujetas a leyes contra el ruido es un tubo de salida trasera derecha.
2	También existe el aislador 35261 para sustituir la sección de la tira desgastada del soporte colgante original.	50	Se necesita tapón del sensor de oxígeno 35299 para los modelos de 1994-95.
3	Puede necesitar el conjunto de inyección de aire 35574 para la instalación.	51	Ambas piezas son necesarias.
4	Necesita la abrazadera 35408 (2").	52	Sólo motor V304.
5	Necesita la abrazadera 35413 (2¼").	53	Menos distancia entre ejes de 139" con freno de estacionamiento código 04272 y 04282 y distancia entre ejes de 169" con transmisión auxiliar código 13522 y 13524.
6	Necesita la abrazadera 35414 (2½").	54	Motor de gasolina V345.
7	Excep. Camioneta Station Wagon.	55	Hay que sustituir ambas piezas.
8	Sólo rancheras.	56	Convertidor OBDII de calidad superior. Legal en el estado de California.
9	Compatible con vehículos que cumplen con los requisitos de emisiones federales/EPA	57	También disponible el soporte colgante Universal 35210.
10	No es legal para la venta en vehículos con licencia en el estado de California.	58	Incluye empalme EGT.
11	Menos zonas sujetas a leyes contra el ruido.	59	Soporte colgante universal 35209 también disponible.
12	El remache debe perforarse fuera del soporte colgante de tipo original.	60	Acero inoxidable de tipo 409.
13	Sustitución de tejido y soporte por soporte colgante de tipo original.	61	Corte según sea necesario.
14	El remache debe perforarse fuera del soporte colgante de tipo original.	62	Convertidor Direct Fit, tubo 45165 pieza del convertidor.
15	Corte 2½" en la salida.	63	Vuelva a utilizar el protector térmico original. Quizás haya que hacer alguna modificación.
16	La sustitución del silenciador exige cambiar el tubo prolongador en H.	64	Incluye juego de pernos de resorte 35129.
17	Mida el antiguo sistema para calcular la longitud necesaria.	65	Corte 1½" en el extremo de la entrada.
18	Corte 4" en la salida.	66	Codo y abrazadera en la caja.
19	Motores de gasolina V266 y 304.	67	Utilice el tapón del sensor de oxígeno 35299 en el Puerto O2 del extremo de entrada si no se necesita.
20	Necesita el tubo prolongador 44621 si se sustituye el convertidor original de 21".	68	Necesita el silenciador 22329.
21	Corte 2" en la salida.	69	Sólo motores V266.
22	Incluye empaque.	70	Código de la etiqueta de identificación del motor "W" (Windsor) o "C" (Cleveland) situado debajo del perno que sujeta la bobina de encendido.
23	También disponible junta de asbesto 31400.	71	Motores de gasolina V392.
24	Necesita la abrazadera 35337 (2½").	72	Convertidor Direct Fit, el tubo de entrada forma parte del convertidor.
25	Sustituye a numerosos convertidores originales. Sólo pueden sustituirse los convertidores con fallas. Véase la guía de instalación de convertidores catalíticos.	73	Menos suspensión muy resistente.
26	Debe utilizar una tuerca de adaptación roscada 36339.	74	Compatible con vehículos que cumplen con los requisitos de emisiones de California/50 estados
27	Puede necesitar el adaptador del sensor de temperatura.	75	Necesita 1 abrazadera 35408 (2") para sujetar en el soporte en el tubo exterior.
28	Menos control sonido.	76	Con convertidor en bolas de lecho sencillo.
29	Instale el tapón provisto en la toma de aire delantera.	77	Accesorio muy resistente, recomendado para temperatura excesiva de gases de escape.
30	Hay que cortar ½" del tubo en Y desde la parte delantera de la brida. (véase la ilustración Direct-Fit)	78	Soporte colgante para peso de humedecedor, no debe utilizarse.
31	El soporte del colgador no utilizado puede cortarse.	79	Con cubierta del convertidor de 21".
32	Corte 16" en la entrada con distancia entre ejes de 115".	80	Corte 8½" en la entrada.
33	Antes de la serie Q80,001.	81	Corte 16" en la entrada con distancia entre ejes de 114".
34	Con control de sonido.	82	El tubo incluye el resonador.
35	Utilice tapón del sensor de oxígeno 35299 en Calif. Sólo en aplicaciones de hasta 5/00 y en aplicaciones federales y de Calif. desde 6/00.	83	Después de CH-D1008082-D2003193.
36	Corte 15" en la entrada con distancia entre ejes de 110".	84	Menos Calif. de 1975-76.
37	Compatible con vehículos que cumplen con todos los requisitos de emisiones	85	Va sólo con el tubo del resonador original.
38	Después de la serie Q80,001.	86	Primer modelo; soporte soldado en la parte superior del tubo.
39	Si se necesita el puerto del sensor O2, quite el tapón.		
40	Corte 20¾" en la entrada. Utilice una pieza de 20¾".		
41	También existe junta de hierro sinterizado 31351.		

## SPANISH FOOTNOTES

ID	NOTAS DE PIE PAGINA	ID	NOTAS DE PIE PAGINA
87	Con entrada sencilla.	145	Hay que quitar la batería y el protector para tener acceso al reborde de entrada. No utilice soplete con la batería en el vehículo.
88	Último modelo; soporte soldado en la base del tubo.	146	Sólo con distancia entre ejes de 164½".
89	Con entrada doble.	147	Si es necesario instalar un sensor, taladre un agujero de ½" en el tubo en el empalme.
90	Trans. manual.	148	Corte 14" en la salida para cabinas de 2 puertas con carrocería de plataforma de teleros.
91	Casquillo liso a la entrada.	149	Después de 1-20-75.
92	Sólo transmisión automática.	150	Si no se usa el sensor de oxígeno, se necesita el tapón 35299.
93	Con controles del motor electrónicos.	151	Tubo original de serie.
94	El repuesto es una unidad de 2 partes; junta 31512 incluida.	152	Sólo con distancia entre ejes de 101".
95	Puede necesitar 2 resortes 35281 en la entrada.	153	Modelos con protectores térmicos, utilice el protector 35567 y 2 tiras 35564.
97	Para los modelos de 1987-88 "Corte el soporte".	154	Corte 18" en la entrada con distancia entre ejes de 109".
98	Deseche el soporte de horquilla original.	155	Para modelos con escape horizontal y tubo trasero horizontal.
99	Menos bastidor bajo y código 10492 reforzado y códigos 13522, 13523 y 13524 con transmisión auxiliar.	156	En los modelos con tubo trasero con 2¼" de diámetro exterior, el silenciador y el tubo trasero deben sustituirse.
100	Convertidor Ultra.	157	Tape el empalme del tubo de aire de ser necesario, utilice el tapón de tubo estándar de ¾".
101	Con convertidor monolítico de doble lecho.	158	Necesita el conector 41965.
102	Corte el soporte.	159	Para instalarse correctamente debe quitarse el perno inferior del amortiguador y sacar el amortiguador; luego debe volverse a instalar el perno en el amortiguador.
103	Distancia entre ejes de 138", necesita la abrazadera 35408 (2").	160	PNBV de hasta 8500.
104	Corte el extremo de salida a la longitud deseada, de ser necesario.	161	Para modelos con carrocería ancha, utilice 41956 en salidas de tubo trasero.
105	Necesita el adaptador 41970 en la salida izquierda.	162	Vuelva a utilizar la pieza del casquillo.
106	Corte el extremo de entrada a la longitud deseada, de ser necesario.	163	Contiene policombustible.
107	Corte el extremo de salida 7" con distancia entre ejes de 124".	164	Cilindrada de 152 y 196.
108	No es necesario para todas las aplicaciones.	165	Para los modelos de 2002 se necesitan ambas piezas.
109	Para los modelos turbo de 1994, debe usarse 35595 y alargarse 1¾" tras la salida de 42212	166	También disponible 4 abrazaderas cromadas 35776.
110	Debe instalarse hacia atrás.	167	Brida incluida con el tubo.
111	Corte 2" en la entrada.	168	Vuelva a utilizar la brida original.
112	Corte 3" en la salida para modelos Sedan.	169	Sin toma de fuerza.
113	Corte 16" en la entrada con distancia entre ejes de 117".	170	Cortar el soporte de la varilla en los modelos de 1994.
114	Para aplicaciones 2002-04 de California retire el soporte colgante de la varilla.	171	Necesita el conector 41956.
115	Tubo de acero totalmente aluminado.	172	Vuelva a usar la boquilla original.
116	Sección trasera de acero inoxidable pulido.	173	Tubo de ajuste original innecesario.
117	Corte 18" en la entrada con distancia entre ejes de 106".	174	Corte 34" en la salida para adaptarlo, menos en cabina doble.
118	Utilice un agujero de montaje más bajo para sujetar el soporte.	175	Con miniconvertidor de óxidos.
119	Vuelva a utilizar el protector térmico original.	176	Junta del sensor O2.
120	Necesita 1 conjunto de montaje 36447 para instalar tubos traseros.	177	1986 después de chasis G2021147, G3015681, G7024052.
121	Menos códigos 13451 y 13454.	178	Necesita 1 perno de cabeza hexagonal M10 X 1.5 X 1".
122	Sin soporte de montaje.	179	Debe instalarse con pernos en el soporte.
123	1980 con transmisión sobremultiplicada automática.	180	Vuelva a utilizar el conjunto de la abrazadera de contrapeso. Instalación idéntica a la del equipo original.
124	Corte 2½" en el extremo de entrada.	181	El soporte del hilo soldado en la parte delantera del resonador no se utiliza en esta aplicación para los modelos de 1990.
125	Menos motores de gasolina V345 antes del chasis SB351057.	182	Menos cilindrada 351.
126	Último modelo con soporte soldado a 3" desde la entrada.	183	Modelos de 1988 con colector de hierro colado.
127	El soporte puede quitarse en los modelos con motor de 2.0 l.	184	Para modelos Sedan, corte 3½" en la salida.
130	Primer modelo con soporte soldado de 20" desde la entrada.	185	Prolongador de tubo trasero con ruedas dobles.
131	Prolongador de tubo trasero con ruedas dobles.	186	Menos los modelos MB300, MB400 con ruedas traseras dobles.
132	PNBV de hasta 11,000.	187	Perno de reborde original innecesario.
133	Junta de hierro sinterizado.	188	Para trans. manual corte 7/8" en la salida.
134	PNBV de hasta 9,000.	189	DEBE taladrarse un agujero de un diámetro de 5/8" a través del orificio grande en la brida del sensor, de modo que el sensor pueda usarse.
135	Tubo con soporte tipo varilla.	190	Instale el soporte en el silenciador antes de sujetar el aislador.
136	Distancia entre ejes de 124", necesita la abrazadera 35413 (2¼").	191	Es necesario taladrar el remache en el soporte fijado al vehículo.
137	Necesita el tapón 35299 para modelos de trans. auto. de 1995.		
138	Necesita la abrazadera 35408 de 2" para sujetar la tira de conexión a tierra.		
139	Sólo con distancia entre ejes de 159½" y 164½".		
140	Corte 1½" en la entrada para 1986.		
141	Sin miniconvertidor de óxidos.		
142	Con convertidor monolítico de doble lecho.		
143	Tube de aspecto diferente al original; no necesita ajuste.		
144	Menos modelos de 1980 con soporte soldado a la parte trasera del silenciador.		

GENERAL INFORMATION

PASSENGER CAR

LIGHT TRUCK

MUFFLER SPECS.

OPTIONAL MUFFLERS

CONVERTER SPECS.

ACCESSORIES

FOOTNOTES

## SPANISH FOOTNOTES

ID	NOTAS DE PIE PAGINA	ID	NOTAS DE PIE PAGINA
192	Es necesario cortar el extremo de la arandela de sujeción.	241	Para modelos con sistemas dobles, use silenciadores 21475 (2).
193	Código de transmisión 13422.	242	Use el adaptador 51065 para instalarlo con la pieza 55170.
194	En las aplicaciones para California debe perforarse un agujero de 0.62" de diámetro en el tubo a través del agujero de la brida de recirculación de gases de escape.	243	Use el adaptador 51065 para instalarlo con las piezas 54413 y 54414.
195	Menos modelos de 1988 con colector de hierro colado.	244	Incluye el colector.
196	Corte 3" en la salida si se utiliza la boquilla de cromo 35596.	245	Use el casquillo reductor 41974 para conectar con el tubo del convertidor original.
197	Vuelva a utilizar el conjunto de la cincha de contrapeso donde proceda. Instalación igual que la original.	246	Corte para adaptar la distancia entre ejes corta de 2930 mm.
198	Necesita el tubo trasero 40812.	247	Use el casquillo reductor 41965 para conectar con el tubo del convertidor original.
199	Necesita el tubo trasero 46630.	248	No incluye el colector.
200	Vuelve a utilizar el soporte original.	249	Para el código de motor W utilice el adaptador 41965.
201	Plano intencionalmente para dejar espacio.	250	Instalación vertical.
202	Para los modelos de 2003 se necesitan ambas piezas.	251	Instalación horizontal a 3½".
203	Puede quitarse el soporte si no se necesita.	252	Instalación horizontal a 4".
204	Tubo de entrada incluido en el silenciador.	253	Entrada y salida de convertidor de 3 pulgadas.
205	Los modelos 1992-93 no usan válvula. Deje el manguito de caucho del equipo original introducido en el lugar previsto para ello.	254	Entrada con pestaña y salida de 3 pulgadas.
206	Sustituye el modelo original de 2 piezas.	255	Cuando lo conecte a un tubo de equipo original, utilice el 41963.
207	Necesita utilización del tapón del tubo estándar de ¾" para el adaptador del tubo de aire.	256	Cuando lo conecte a un tubo de equipo original, utilice el 41960.
208	Necesita que se quite el travesaño del chasis para la instalación; vuelva a colocar el travesaño tras la instalación.	257	Sólo se pueden reemplazar los convertidores que hayan fallado. Para conectar un resonador o un convertidor a una pieza de equipo original, corte en la ubicación apropiada.
209	Sólo los modelos P314 y P318.	258	Con junta 31723.
210	Corte el soporte trasero.	259	Convertidor UltraEx opcional - carga extra de metales preciosos.
211	Sustituye los convertidores delanteros y traseros izquierdos y derechos originales.	260	Reutilice los aisladores de equipo original.
212	Para usar sólo en los modelos con resonadores.	262	Suburban 1976.
213	Para los modelos con junta, use la junta 31400 con casquillo de colector original.	263	Sólo 1975.
214	Para instalar el silenciador deseche el soporte de horquilla del equipo original e instale el soporte 35715 en la salida del silenciador.	264	Ensamblaje de 41¼" pulgadas de longitud total.
215	Ajuste del sensor del tapón, de necesitarse e tapón 35299.	265	Todas las piezas se deben reemplazar juntas.
216	Va con los modelos con junta de colector.	271	Corte 20" en la salida.
217	Va con los modelos sin junta de colector.	277	Corte 10" en el extremo no entallado con distancia entre ejes de 160" y 4" desde el extremo no entallado para distancia entre ejes de 165½".
218	Debe usarse el adaptador incluido en la caja para conectar la pieza 16071 con el escape original.	287	Sólo modelos de California de 1977.
219	Va con los modelos 2500HD; no va con vehículos livianos.	291	Menos cilindrada de 350 de 1975-76 con carburador de 4 cuerpos.
220	Modelo uno con soporte doblado.	293	Corte 30" en la salida con distancia entre ejes de 131½".
221	Último modelo.	297	Motor código 7062.
222	Primer modelo, hasta 825342.	298	Menos motor código 7062.
223	Modelo dos con soporte de varilla.	299	Utilice el soporte 36373 para los vehículos fabricados antes de febrero del 92.
224	Corte 1" en la entrada y en la salida.	310	Corte 26" en la salida con distancia entre ejes de 135½".
225	Incluye abrazadera.	328	Se usa con silenciador 22339.
226	Pensado para usarse con silenciador y tubo trasero de Walker.	329	Se usa con silenciador 22288.
227	Vuelva a usar el soporte de la abrazadera original.	333	Necesita el tubo trasero 44812.
228	No irá con el silenciador original.	337	Si se necesita sensor, perfore un agujero de 0.50 en el tubo en el empalme del sensor.
229	El soporte colgante delantero original no es necesario.	343	Menos 10C (TDM) con carburador de 4 cuerpos.
230	Menos T800 con transmisión auxiliar y eje sldd.	344	Con código 804ebk, segundo depósito de instalación lateral reubicado en la derecha.
231	1986 antes de chasis G2021146, G3015680, G7024051.	351	Sustituye el soporte original.
232	1972, antes de la serie 2S550784 (modelos hechos en EUA) antes de la serie 2J553951 (modelos hechos en Canadá).	356	Para opciones de conductos flexibles, véase la página 650. Corte a medida.
233	Con cubierta del convertidor de 14".	361	Para otras opciones de abrazadera, véase la página 648.
234	PNBV de hasta 10,000.	362	Transmisión electrónica sobremultiplicada automática de 4 velocidades.
235	Junta 31638 y abrazadera 35794 necesarias para terminar la instalación.	363	La sustitución exige un tubo intermedio.
236	Menos C900 y CT1000 de 1970-71.	364	La sustitución exige un tubo trasero.
237	Más de 3,750 de PNBV.	365	La sustitución exige un silenciador.
238	Cilindrada de 152.	366	Perno de reborde original innecesario.
239	Utilice el adaptador 41968 cuando instale el convertidor 16137 en el resonador de equipo original.	367	Necesita 1 abrazadera 35413 (2¼") para sujetar al tubo exterior.
240	Requiere el 43648 para una distancia entre ruedas de 141 pulgadas.	368	Soporte original innecesario.

# SPANISH FOOTNOTES

ID	NOTAS DE PIE PAGINA	ID	NOTAS DE PIE PAGINA
369	Necesita el soporte colgante 36369.	544	Necesita el casquillo 35253 en la entrada y el casquillo 35265 en la salida.
370	Puede necesitar el soporte 35158.	545	Necesita el soporte 35003 y la boquilla 41206 en la salida.
371	Necesita 2 piezas 41947 para modelos de carrocería ancha.	546	Necesita el casquillo 35253 en la salida.
372	Necesita 1 pieza 42596 para modelos de carrocería ancha.	548	Necesita el soporte 35712, la boquilla 41737 y 1 abrazadera más 35408 (1¾").
375	Silenciador de resistencia normal.	550	Necesita el adaptador 41962 en la salida.
376	Silenciador de gran resistencia.	551	Necesita el adaptador 41959 en la salida.
384	Para distancia entre ejes de 139", corte 24" en el extremo de salida.	552	Necesita el adaptador 41955 en la salida.
387	Necesita 35940.	553	Necesita los casquillos 35254 y 35255 en la salida, la boquilla 41299 y 1 abrazadera más 35408 de 2".
388	Necesita 35532.	554	Para minicamionetas utilice el soporte 35687 o 35914.
396	Necesita 2 aisladores 35296, no vuelva a utilizar los aisladores originales.	555	Necesita 2 boquillas 41796 y 2 abrazaderas más 35408 (2").
401	Sustituye los convertidores originales delanteros y traseros; sustituya sólo los convertidores malogrados.	556	Necesita el soporte 35502.
402	El tubo en Y debe cortarse ½" detrás de la parte delantera de la brida. Véase el catálogo de convertidores.	559	Necesita una arandela de seguridad de ¾ 16 pernos de 1" x ¾" y 16 tuercas de ¾".
403	Instale el tapón provisto en la toma de aire delantera en los modelos 88-91.	560	Necesita el soporte colgante 35103 y la boquilla 41013 en la salida.
404	Instale el tapón provisto en la toma de aire delantera en los modelos 88-89 con toma de aire sencilla.	561	Deseche 1 tubo trasero.
405	Instale el tapón provisto en la toma de aire delantera en los modelos 88-89 con toma de aire doble.	562	Utilice el tubo designado como tubo trasero "A".
409	Sustituye los convertidores izquierdos y derechos originales. Sustituya sólo los convertidores descompuestos.	563	El silenciador con una sola salida sustituye al de dos salidas
417	Utilice el tapón 35299 si es necesario.	564	Necesita el soporte 35168.
501	Necesita 1 abrazadera 35336.	565	Necesita el casquillo 41700 y 1 abrazadera 35413 (2¼") más.
502	Necesita el soporte 35265, 2 abrazaderas 35408 y la boquilla 41740.	566	Necesita el soporte colgante 35209.
503	Puede necesitar 1 tornillo autorroscante.	567	Necesita el tubo prolongador 41709 y 1 abrazadera 35408 (2") más.
504	Necesita el protector 35569 y 2 tiras 35564.	568	Necesita el casquillo 41945 y 1 abrazadera más 35408 de 2".
505	Necesita el protector 35567 y 2 tiras 35564.	569	El silenciador con una sola salida sustituye al de dos salidas. No se necesita el tubo trasero derecho.
506	Necesita el casquillo 41962 y 1 abrazadera 35413 (2¼") más.	570	Necesita la boquilla de salida 41134. Puede necesitar el soporte 35265.
507	Necesita el soporte 35568 y 1 abrazadera 35408 (2") más.	571	Necesita el soporte colgante 35209 con la abrazadera 35408 de 2".
508	Necesita el soporte de tira 35724.	572	Necesita el soporte 35098 y el adaptador 41944 en la salida.
509	Necesita la boquilla 41740 y 1 abrazadera 35408 (2").	574	Necesita el soporte colgante 35103 y el conector 41966. (Corte según sea necesario).
510	Necesita el soporte 35108 y la boquilla 41013 en la salida.	575	Necesita el tubo 43840 en la entrada. (Corte según sea necesario).
511	Necesita el soporte colgante 35103.	576	Para las instrucciones de instalación y las demás piezas necesarias, vea la tabla de correspondencia en la sección Productos de Calidad.
512	Necesita el soporte 36163.	577	Necesita el tubo prolongador 41708 y 1 abrazadera 35413 (2¼") más.
513	El silenciador tiene un protector térmico soldado.	578	El silenciador de salida sencillo sustituye la salida doble. Necesita el tubo de entrada 42803.
514	Necesita el tubo prolongador 43840.	579	Necesita la boquilla 41299 y 1 abrazadera 35408 (2") más.
515	Necesita el soporte colgante 35004 y la boquilla de salida 41013.	580	Necesita el tubo 41966. Corte para adaptarlo.
516	Necesita el casquillo 41959 y 1 abrazadera 35408 (2") más.	581	El silenciador con una sola salida sustituye al de dos salidas. No se necesita la boquilla 42735.
517	Necesita el soporte 35167.	582	Necesita tubo de prolongación y 1 abrazadera más 35413 de 2".
518	Necesita el soporte 35717.	583	Tubo trasero incluido. Necesita el soporte 35724.
519	Necesita el adaptador 41954 en la salida.	584	Necesita el soporte 35098, el protector 35567 y 2 tiras 35564.
520	Necesita la boquilla 41736 y 1 abrazadera 35408 (2") más.	586	Necesita el soporte 35501.
521	Necesita el soporte 36386.	589	El silenciador Economy Pro-Fit puede necesitar modificaciones para terminar la instalación.
522	Necesita el soporte 35003.	591	Pueden ser necesarias modificaciones y/o piezas adicionales. Debe usar la tuerca del adaptador roscado 36339.
523	Necesita el soporte 35265.	592	Piezas para completar la instalación del silenciador universal
524	Necesita los tubos traseros 52172 y 52173.	622	Necesita el soporte 35511.
525	Necesita el tubo trasero 41342.	623	Necesita los casquillos 35254 y 35255.
526	Necesita el soporte 35333.	653	Necesita el adaptador 41956 y 1 abrazadera 35413 (2¼") más.
527	Necesita la boquilla 41422 y la abrazadera 35408 de 2".	671	Para minicamionetas utilice el soporte 35914 en vez del 35186 o el 35687 en vez del 35917.
528	Necesita la boquilla 41742 y 1 abrazadera 35408 (2") más.		
529	Necesita 18291 para los modelos de 2 puertas y 18486 para los modelos de 4 puertas.		
530	Necesita el tubo de entrada 42803.		
532	Necesita el soporte de tira 35186.		
533	Necesita el soporte de tira 36372.		
534	Necesita los casquillos 35254 y 35255 en la entrada.		
535	Necesita la boquilla 41794 y 1 abrazadera 35406 (1¾") más.		
536	Necesita la boquilla 41718 y 1 abrazadera 35406 (1¾") más.		
537	Necesita la boquilla 41013 y 1 abrazadera 35408 (2") más.		
541	Necesita el soporte 35568, el protector 35567 y 2 tiras 35564.		
542	Necesita el soporte 35568.		

GENERAL INFORMATION

PASSENGER CAR

LIGHT TRUCK

MUFFLER SPECS.

OPTIONAL MUFFLERS

CONVERTER SPECS.

ACCESSORIES

FOOTNOTES

## SPANISH FOOTNOTES

ID	NOTAS DE PIE PAGINA
674	Puede necesitar el soporte 35265.
700	Brida de reparación del convertidor catalítico.
827	Necesita el tubo de salida 41741 y 1 abrazadera de 1¾".
900	Silenciador Mega-Flow Noisebraker.
901	Mega-Flow.
903	Necesita el tubo de aire 35588 y 2 abrazaderas 35592.



**NOTES:**

---

**NOTES:**

---

**NOTES:**

---

**NOTES:**

---

**NOTES:**

---

**NOTES:**

---



## KNOW YOUR EXHAUST PRODUCTS

Install only premium-quality aftermarket parts from trusted full-service suppliers

### TODAY'S AFTERMARKET

- The automotive Aftermarket is being flooded with low-cost, low-quality replacement parts
- Popular branded automotive parts, sourced from AASA full-service suppliers, are threatened by direct importing, line purchasing and other outsourcing methods
- Jobbers and installers may take for granted the essential services provided by full-line suppliers, including sales representation, cataloging, training and technical support

### DIRECT-IMPORT DRAWBACKS

- Low-quality replacement parts could pose a potential threat to installer and consumer safety
- The importer of record assumes the legal liability for direct import products
- Off-shore suppliers of these low-quality import parts may not provide the essential product services offered by full-line suppliers
- Trusted brand names may be undercut, and permanently forced out of the Aftermarket
- Just one failed repair can drive customers to consider their dealer as the only reliable source for parts and service
- The independent Aftermarket may be permanently damaged

## Connaissez bien vos produits d'échappement

N'installez que des pièces de remplacement de première qualité provenant de fournisseurs reconnus et offrant un service complet

### Le marché secondaire actuel

- Le marché secondaire des pièces d'automobiles est inondé de pièces de remplacement à bas prix et de faible qualité
- Les marques populaires de fournisseurs membres de l'AASA qui offrent un service complet sont menacées par les importations directes, les achats en bloc de lignes complètes ainsi que d'autres méthodes d'approvisionnement extérieur
- Les détaillants et installateurs peuvent tenir pour acquise la prestation de services complets des fournisseurs offrant une couverture complète, c'est-à-dire des représentants, des catalogues, la formation et le soutien technique

### Les inconvénients de l'importation directe

- Les pièces de remplacement de faible qualité peuvent être dangereuses pour les installateurs et les consommateurs
- L'importateur attitré assume la responsabilité légale des produits d'importation directe
- Les fournisseurs étrangers de pièces importées de faible qualité n'offrent pas nécessairement les services essentiels pour ces produits, qui sont toutefois offerts par les fournisseurs ayant une couverture complète
- Des marques reconnues peuvent être mises à l'écart puis disparaître définitivement du marché secondaire
- Une seule mauvaise réparation peut convaincre un consommateur que le seul garagiste digne de confiance est son concessionnaire
- Le marché secondaire indépendant peut ainsi subir des dommages permanents

## Conozca las productos de escape

Instale únicamente piezas del mercado de accesorios de alta calidad de proveedores de servicio completo confiables

### El mercado de accesorios de hoy en día

- El mercado de accesorios de automóvil está siendo inundado con piezas de repuesto de baja calidad y bajo costo
- Las piezas de automóviles de marcas populares, obtenidas de proveedores de servicio completo AASA, están amenazadas por la importación directa, la compra en línea y otros métodos de tercerización
- Los intermediarios y los instaladores pueden dar por sentados los servicios esenciales brindados por los proveedores de línea completa, inclusive representación de ventas, catalogación, capacitación y asistencia técnica

### Inconvenientes de las importaciones directas

- Las piezas de repuesto de baja calidad podrían plantear una amenaza potencial para la seguridad del instalador y del consumidor
- El importador nominal asume la responsabilidad legal por los productos de importación directa
- Los proveedores extraterritoriales de estas piezas de importación de baja calidad no pueden proveer los servicios esenciales para los productos ofrecidos por los proveedores de línea completa
- Los nombres de marca confiables pueden ser perjudicados y forzados permanentemente fuera del mercado de accesorios
- Una sola reparación fallida puede llevar a los clientes a considerar que su distribuidor es la única fuente confiable de piezas y servicio
- El mercado independiente de accesorios puede ser dañado permanentemente

## Safe & Sound®

G U A R A N T E E

## G A R A N T I E

S é c u r i t é - S o n o r i t é ®

## G A R A N T Í A D E

S e g u r i d a d y P r o t e c c i ó n ®

### Exclusive Safe & Sound® Guarantee

We are so confident that you will be satisfied with Walker® premium exhaust products, we offer this exclusive Safe & Sound® Guarantee

### 90-DAY RISK-FREE TRIAL OFFER\*

Try our premium exhaust products for 90 days. If, for any reason, the qualifying products\* don't live up to your expectations within the first 90 days, replace the products and we will refund your original product's purchase price (less any discounts and / or rebates), plus labor (up to \$50 per axle).

### QUALIFYING PRODUCTS:

\*Walker® Quiet-Flow®SS Mufflers, Walker® Quiet-Flow®SS Muffler Assemblies, Walker® Mega-Flow® Commercial Vehicle Mufflers

DynoMax® VT™, Ultra Flo™ SS, Ultra Flo™ Welded and Super Turbo™ Performance Mufflers, and DynoMax® Stainless Steel Cat-Back Systems

Offer limited to the purchase of one (1) Walker® Muffler or Muffler Assembly, two (2) DynoMax® Mufflers or Dual Muffler Assembly. This offer does not include units improperly installed or substituted. Valid only on vehicles used for private, non-commercial use and may be withdrawn at any time.

### La garantie exclusive Sécurité-Sonorité®

Nous avons tellement confiance que vous serez satisfait des produits d'échappement de première qualité Walker® que nous offrons la garantie exclusive Sécurité-Sonorité®

### Offre d'essai sans risque de 90 jours\*

Essayez nos produits d'échappement de première qualité pendant 90 jours. Si, pour une raison quelconque, les produits admissibles\* ne satisfont pas à vos attentes au bout de 90 jours après leur achat, remplacez le produit et nous vous rembourserons le prix d'achat original du produit (déduction faite de toute remise et / ou rabais), plus les coûts de main-d'œuvre (jusqu'à 50 \$ par essieu).

### Produits admissibles :

\*Silencieux Quiet-Flow®SS de Walker®, ensembles de silencieux Quiet-Flow®SS de Walker®, silencieux pour véhicules commerciaux Mega-Flow® de Walker®

Silencieux de performance DynoMax® VT™, Ultra Flo™ SS, Ultra Flo™ soudé et Super Turbo™, et les pièces DynoMax® en acier inoxydable situées après le catalyseur

Offre limitée à l'achat d'un (1) silencieux ou ensemble de silencieux Walker®, de deux (2) silencieux ou un (1) ensemble de silencieux double de DynoMax®. Cette offre n'inclut pas les unités mal installées ou substituées. Cette offre est valide seulement sur les véhicules utilisés à des fins privées et non commerciales et peut être retirée en tout temps.

### Garantía exclusiva de Seguridad y Protección®

Estamos tan seguros de que usted quedará satisfecho con los productos de escape de alta calidad Walker®, que ofrecemos esta garantía exclusiva de seguridad Safe & Sound®

### Oferta de prueba sin riesgo durante 90 días\*

Pruebe nuestros productos de escape de alta calidad durante 90 días. Si por cualquier motivo los productos que califiquen\* no cumplen con sus expectativas dentro de los primeros 90 días, reemplace los productos y le reembolsaremos el precio de compra de su producto original (menos cualquier descuento y / o reembolso) y además la mano de obra (hasta \$50 por eje).

### Productos que califican:

\*Silenciadores Walker® Quiet-Flow®SS, ensamblajes de silenciador Walker® Quiet-Flow®SS, silenciadores para vehículos comerciales Walker® Mega-Flow®

Amortiguadores de alto rendimiento DynoMax® VT™, Ultra Flo™ SS, Ultra Flo™ soldados y Super Turbo™, y sistemas de acero inoxidable DynoMax® Cat-Back

Oferta limitada a la compra de un (1) silenciador o ensamblaje de silenciador Walker®, dos (2) silenciadores DynoMax® o un (1) ensamblaje de silenciador dual. Esta oferta no incluye las unidades instaladas o sustituidas inapropiadamente. La oferta es válida solamente en vehículos utilizados para uso privado no comercial y se podrá retirar en cualquier momento.

For questions about this offer, please visit  
Pour toute question concernant cette offre, veuillez visiter  
En el caso de preguntas sobre esta oferta, sírvase visitar

[www.walkerexhaust.com](http://www.walkerexhaust.com),

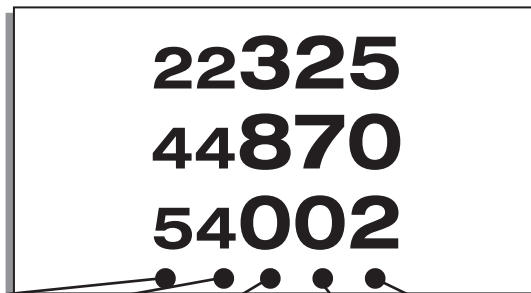
or contact our Customer Service Department at  
ou communiquer avec notre service à la clientèle au  
o contactar a nuestro Departamento de Servicio al Cliente llamando al

**1 (734) 384-7898**



# Le système de numérotation à 5 chiffres et son fonctionnement:

Notre système de numérotation à 5 chiffres, combiné à notre système d'étiquetage de tuyau par code de couleur, vous offre le programme de stockage d'inventaire de pièces de systèmes d'échappement le plus efficace à ce jour! Le système à 5 chiffres indique où chaque pièce du système d'échappement devrait être stockée, alors que le code de couleur du tuyau aide au stockage de l'inventaire et à la « préparation des commandes ». Il est aussi conforme aux recommandations du Conseil des Publicitaires Automobiles.



## Les deux premiers chiffres

Les deux premiers chiffres de notre système de numérotation à 5 chiffres indiquent exactement à quelle catégorie appartient un numéro pièce spécifique; c.-à-d. un article de la série 21000 représente un silencieux, les numéros 35000, des accessoires et les séries 40000/50000 représentent des numéros de tuyaux.

## Deuxième chiffre

Pour ce qui est de l'échappement et des tuyaux arrière, le deuxième chiffre indique aussi la longueur approximative d'un tuyau. Un numéro de tuyau 41000 / 51000 n'excède pas 1 pied (30 cm) de longueur tel qu'indiqué par le deuxième chiffre (1); un numéro de tuyau 42000 / 52000 mesure plus d'un pied mais moins de deux pieds, etc

## Troisième chiffre

Le troisième chiffre a une signification similaire dans le cas des numéros de pièces de tuyaux en H et en Y. Par exemple, un tuyau n° 40200 / 50200 n'excède pas deux pieds de longueur alors qu'un tuyau n° 43000 / 53000 n'excède pas trois pieds etc.

## Les chiffres restants

Les chiffres restants aident au stockage en séquence des pièces dans chaque catégorie.

## La séquence complète

Ci-dessous, les catégories spécifiques comprises dans le système de numérotation à 5 chiffres:

### En boîte

#### 15100-16799

Convertisseurs catalytiques, ensembles de pièces de convertisseurs

#### 17200-17799

Produits de performance turbo (incluant Super Turbo, Ultra-Flo et les silencieux)

#### 18100-18180

Silencieux universels

#### 18181-18499, 18550-18599, 18800-18850

Silencieux à montage direct

#### 21100-22799

Silencieux de première qualité (jusqu'à une longueur de 40 po (1 M))

#### 22800-22999

Silencieux de première qualité (plus de 40 po / 1M de longueur)

#### 24000-24499

Glasspacks

#### 28000-29999

Cheminées chromées, plaques de protection de silencieux, cages, articles nécessitant une manutention spéciale

#### 31000-31999

Joint d'étanchéité et flasques

#### 33000-34299

Colliers en vrac

#### 35000-35999, 36101-36199

Colliers, attaches, supports de fixation, isolateurs, courroies et écrans

#### 36000-36100, 36200-36999

Articles promotionnels

#### 92000-93000

Convertisseurs universels Ultra Hors boîte

### Uncartoned

#### 40000-40026, 50001-50015

Tuyau flexible

#### 40050-40199, 50050-50199

Silencieux de première qualité

#### 40200-40999, 50200-50999

Tuyaux en H et en Y et tuyaux (difficiles à stocker)

#### 41000-49999, 51000-59999

Tuyaux d'échappement et arrière, tuyaux droits et ensembles de silencieux/tuyaux soudés

### CalCat Convertisseurs

#### 80000-81499

Convertisseurs universels et à montage direct CalCat, non conformes à OBDII

#### 81500-84999

Convertisseurs universels et à montage direct CalCat, conformes à OBDII

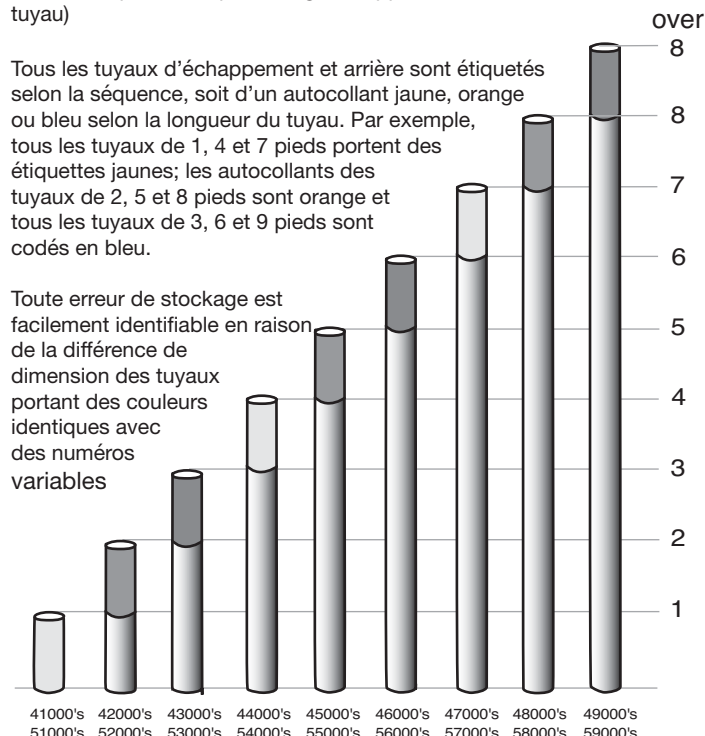
## Le code de couleur

Le code de couleur est un atout de plus à notre système de stockage d'inventaire à 5 chiffres pour les tuyaux. Tous les tuyaux sont étiquetés soit avec un autocollant vert, jaune, orange ou bleu. La séquence de stockage des tuyaux s'effectue selon le système de code de couleur de l'étiquette et de numérotation du tuyau.

	Vert	Jaune	Orange	Bleu
40200	41000	42000	43000	
	44000	45000	46000	
	47000	48000	49000	
50200	51000	52000	53000	
	54000	55000	56000	
	57000	58000	59000	

## Mode de fonctionnement

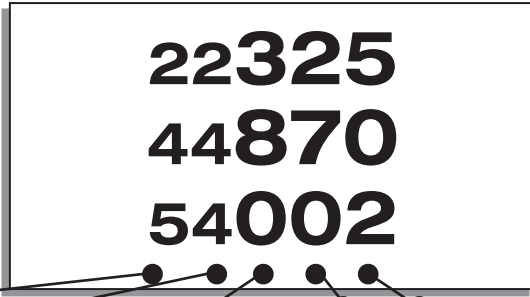
- Tous les tuyaux en H et en Y portent un autocollant vert, peu importe la longueur du tuyau. (le 3<sup>e</sup> chiffre du numéro de pièce indique la longueur approximative du tuyau)
- Tous les tuyaux d'échappement et arrière sont étiquetés selon la séquence, soit d'un autocollant jaune, orange ou bleu selon la longueur du tuyau. Par exemple, tous les tuyaux de 1, 4 et 7 pieds portent des étiquettes jaunes; les autocollants des tuyaux de 2, 5 et 8 pieds sont orange et tous les tuyaux de 3, 6 et 9 pieds sont codés en bleu.



Toute erreur de stockage est facilement identifiable en raison de la différence de dimension des tuyaux portant des couleurs identiques avec des numéros variables

# El sistema de numeración de 5 dígitos y cómo funciona:

¡Nuestro sistema de numeración de 5 dígitos, combinado con el etiquetado de los tubos codificado por colores, le ofrece el programa de almacenamiento en existencias de piezas de sistemas de escape más eficiente disponible hoy en día! El sistema de 5 dígitos indica realmente dónde se debe almacenar cada pieza de sistema de escape, mientras que la codificación por colores de los tubos ayuda en el almacenamiento de existencias y la "recogida para servir pedidos". También cumple con las recomendaciones del Consejo de Anunciantes de Productos de Automóvil.



## Los dos primeros dígitos

Los dos primeros dígitos de nuestro sistema de numeración de piezas con 5 dígitos indican exactamente a qué categoría pertenece un número de pieza en particular, es decir, 21000 es un silenciador, los números 35000 son accesorios y los números 40000 / 50000 son tubos.

## El segundo dígito

Para los tubos de escape y los tubos finales de escape, el segundo dígito indica también la longitud aproximada de un tubo. Un tubo con un número 41000 / 51000 no mide más de un pie de longitud, tal y como lo indica el segundo dígito uno (1); un tubo con un número 42000 / 52000 mide más de un pie de longitud pero menos de dos pies, etc.

## El tercer dígito

El tercer dígito es similarmente significativo sólo en los números de pieza de tubos H e Y. Por ejemplo, un tubo 40200 / 50200 no mide más de dos pies de longitud, mientras que un tubo 40300 / 50300 no mide más de tres pies de longitud, etc.

## Los dígitos restantes

Los dígitos restantes ayudan en el almacenamiento secuencial de piezas dentro de cada categoría

## Secuencia completa

A continuación se indican las categorías específicas del sistema de numeración de cinco dígitos:

### Embalados en caja de cartón

**15100-16799**

Convertidores catalíticos, kits de piezas de convertidor

**17200-17799**

Producto de alto rendimiento turbo (incluye Super Turbo, Ultra-Flo y silenciadores)

**18100-18180**

Silenciadores universales

**18181-18499, 18550-18599, 18800-18850**

Silenciadores de ajuste directo

**21100-22799**

Silenciadores de alta calidad (hasta 40 pulgadas de longitud)

**22800-22999**

Silenciadores de alta calidad (más de 40 pulgadas de longitud)

**24000-24499**

Glasspacks

**28000-29999**

Tubos cromados tipo chimenea, protectores de silenciador, jaulas, artículos que requieren manejo especial

**31000-31999**

Empaques y pestañas

**33000-34299**

Abrazaderas a granel

**35000-35999, 36101-36199**

Abrazaderas, colgadores, soportes, aisladores, correas y protectores

**36000-36100, 36200-36999**

Artículos promocionales

**92000 - 93000**

Convertidores Ultra Universal

No embalados en caja de cartón

### Uncartonized

**40000-40026, 50001-50015**

Tubos flexibles

**40050-40199, 50050-50199**

Silenciadores de alta calidad

**40200-40999, 50200-50999**

Tubos H e Y y tubos (difíciles de almacenar)

**41000-49999, 51000-59999**

Tubos de escape y tubos finales de escape, tubos rectos y ensamblajes soldados de silenciador/tubo.

### CalCat Convertidores

**80000 - 81499**

Convertidores CalCat Non-OBDII Universal y Direct-Fit

**81500 - 84999**

Convertidores CalCat OBDII Universal y Direct-Fit

## Codificación por colores

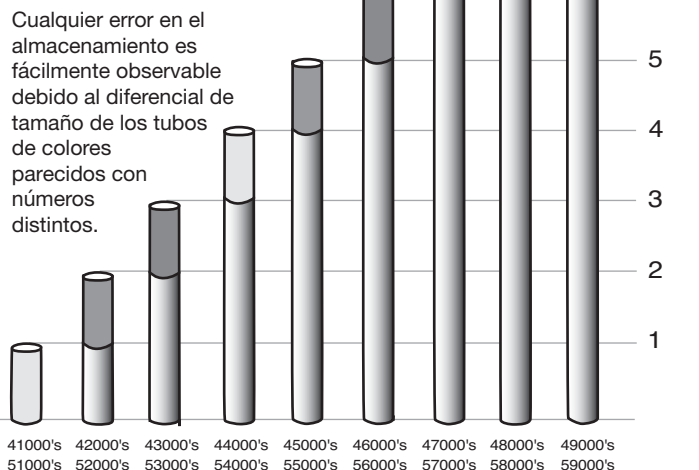
La codificación por colores es una ventaja adicional de nuestro sistema de almacenamiento de existencias de 5 dígitos para los tubos. Todos los tubos están etiquetados con cinta adhesiva verde, amarilla, naranja o azul. La secuencia de colocación de los tubos en los estantes se realiza de acuerdo con el color de la etiqueta del tubo y el número de tubo.

40200	41000	42000	43000
	44000	45000	46000
50200	47000	48000	49000
	51000	52000	53000
	54000	55000	56000
	57000	58000	59000
Verde	Amarillo	Naranja	Azul

## Cómo funciona

- Todos los tubos H e Y están etiquetados con cinta adhesiva verde, independientemente de la longitud del tubo. (El 3er dígito del número de pieza indica la longitud aproximada del tubo.)

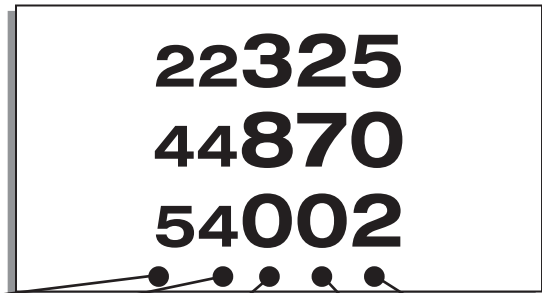
- Todos los tubos de escape y todos los tubos finales de escape están etiquetados secuencialmente con cinta adhesiva amarilla, naranja o azul, dependiendo de la longitud del tubo. Por ejemplo, todos los tubos de 1, 4 y 7 pies tienen etiquetas amarillas; los tubos de 2, 5 y 8 pies son naranjas, y todos los tubos de 3, 6 y 9 pies están codificados en azul.



Cualquier error en el almacenamiento es fácilmente observable debido al diferencial de tamaño de los tubos de colores parecidos con números distintos.

# The 5 Digit Numbering System and how it works:

Our 5 digit numbering system, combined with color coded pipe labeling, offers you the simplest and most efficient exhaust system parts inventory stocking program available today! The 5 digit system actually dictates where every exhaust system part should be stored, while the pipe color coding aids in inventory storage and "order picking". It also complies with Automotive Advertisers and Council recommendations.



## First Two Digits

The first two digits of our 5 digit part numbering system indicate exactly which category a particular part number belongs, i.e., a 21000 is a muffler, 35000 numbers are accessories, and 40000 / 50000 numbers are pipes.

## Second Digit

For exhaust and tail pipes, the second digit also indicates the approximate length of a pipe. A 41000 / 51000 number pipe is no longer than one foot as indicated by a second digit one (1); a 42000 / 52000 pipe number is longer than one foot but shorter than two feet, etc.

## Third Digit

The third digit is similarly significant in H and Y pipe part numbers only. For example, a 40200 / 50200 pipe is no longer than two feet, while a 40300 / 50300 pipe is no longer than three feet, etc.

## Remaining Digit

The remaining digits aid in the sequential stocking of parts within each category.

## Complete Sequence

Following are the specific categories within the five digit numbering system:

### Cartonized

**15100-16799**

Catalytic Converters, Converter Parts Kits

**17200-17799**

Turbo Performance Product (includes Super Turbo, Ultra-Flo Mufflers and Kits)

**18100-18180**

Universal Mufflers

**18181-18499, 18550-18599, 18800-18850**

Direct Fit Mufflers

**21100-22799**

Premium Mufflers (up to 40" in length)

**22800-22999**

Premium Mufflers (over 40" in length)

**24000-24499**

Glasspacks

**28000-29999**

Chrome Stack Pipes, Muffler Shields, Cages, Items that require special handling

**31000-31999**

Gaskets and Flanges

**33000-34299**

Bulk Clamps

**35000-35999, 36101-36199**

Clamps, Hangers, Brackets, Insulators, Straps and Shields

**36000-36100, 36200-36999**

Promotional Items

**37000-37999**

Jobber Racking

**92000-93999**

Ultra Universal Converters

### Uncartonized

**40000-40026, 50001-50015**

Flexible Tubing

**40050-40199, 50050-50199**

Premium Mufflers

**40200-40999, 50200-50999**

H & Y Pipes and "Difficult to Stock" Pipes

**41000-49999, 51000-59999**

Exhaust and Tail Pipes, Straight Tubing, and Muffler/Pipe Welded Assemblies

### CalCat Converters

**80000-81499**

CalCat Non-OBDDII Universal and Direct-Fit Converters

**81500-84999**

CalCat OBDDII Universal and Direct-Fit Converters

Printed in U.S.A.

## Color Coding

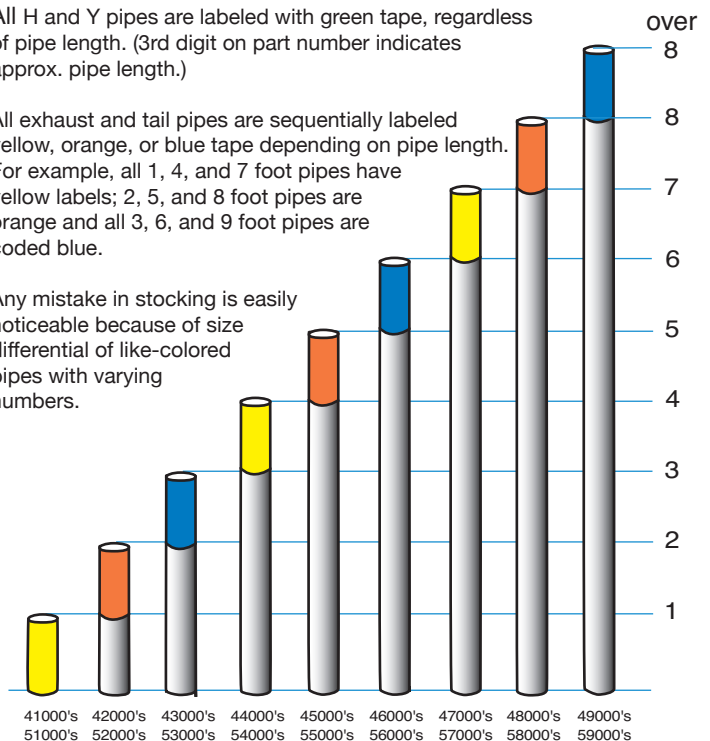
Color coding is an additional plus to our 5 digit inventory stocking system for pipes. All pipes are labeled with either green, yellow, orange, or blue tape. The pipe racking sequence is accomplished according to pipe label color and pipe number.



## How it Works

- All H and Y pipes are labeled with green tape, regardless of pipe length. (3rd digit on part number indicates approx. pipe length.)
- All exhaust and tail pipes are sequentially labeled yellow, orange, or blue tape depending on pipe length. For example, all 1, 4, and 7 foot pipes have yellow labels; 2, 5, and 8 foot pipes are orange and all 3, 6, and 9 foot pipes are coded blue.

Any mistake in stocking is easily noticeable because of size differential of like-colored pipes with varying numbers.



# INDUSTRY-LEADING PRODUCT SUPPORT

## LIMITED LIFETIME WARRANTY

Walker® warrants qualifying exhaust products\* against defects and wear-out when used on private passenger cars and light trucks under normal operating conditions for as long as such original purchaser owns the vehicle on which they were originally installed.

Tenneco's obligation under this warranty is limited to replacement of the worn-out or defective product with the same product in accordance with this warranty. Cost of removal and installation are not included, and any incidental and consequential damages are excluded under this warranty, regardless of when the failure occurs.

This warranty has no cash value. This warranty does not apply to products which have been modified, improperly applied or installed on vehicles used for commercial or racing purposes.

To make a claim under this warranty, return the worn-out or defective product with the dated original receipt to the dealer or retailer from whom it was purchased or to a Tenneco dealer for verification and exchange under this warranty.

## QUALIFYING PRODUCTS:

\*Walker® Quiet-Flow®SS Mufflers and Walker® Quiet-Flow®SS Muffler Assemblies  
DynoMax® VT™, Ultra Flo™ SS, Ultra Flo™ Welded and Super Turbo™ Performance Mufflers, and DynoMax® Stainless Steel Cat-Back Systems

## WALKER® CATALYTIC CONVERTERS:

Walker® Standard Catalytic Converters carry the following warranty:

**25,000-mile** catalytic performance warranty  
**5-year / 50,000-mile** structural integrity warranty

Walker® Ultra® Catalytic Converters carry the following warranty:

**25,000-mile** catalytic performance warranty  
**5-year / 50,000-mile** structural integrity warranty

Walker® CalCat® Catalytic Converters carry the following warranty:

**50,000-mile** catalytic performance warranty  
**5-year / 50,000-mile** structural integrity warranty

## COMMERCIAL WARRANTY:

Tenneco warrants to the original purchaser its Walker® Mega-Flow® Heavy Duty Mufflers installed on vehicles used for commercial purposes in vertical applications against defects and wear-out for 4 years from date of purchase or 500,000 miles, whichever occurs first.

## THRUSH® PERFORMANCE MUFFLERS:

Thrush® mufflers carry a 90-day limited warranty against defects in materials or craftsmanship. Any modifications to the product or use inconsistent with the intended application voids this warranty. Parts and labor are not covered.

Information or assistance regarding a warranty claim may be obtained by writing:

Vous pouvez obtenir de l'information ou de l'aide concernant une réclamation en vertu de la garantie en écrivant à :

Se puede obtener información o asistencia sobre un reclamo de garantía escribiendo a:

**Warranty Department / Tenneco**  
**One International Drive • Monroe, MI 48161**

or contact our Customer Service Department at • ou communiquer avec notre service à la clientèle au : • o contacte a nuestro Departamento de Servicio al Cliente llamando al **1 (734) 384-7898**



**EPA-Compliant States and Canada**  
États se conformant aux normes de l'EPA, et Canada  
Estados que cumplen con los requisitos EPA y Canadá

**1 (734) 384-7830**

M - F, 8:30 am - 5:30 pm EST  
De 8 h 30 à 17 h 30 HNE du L au V  
L - V, 8:30 am - 5:30 pm Hora del Este (EST)

[www.walkerexhaust.com](http://www.walkerexhaust.com)

# Le meilleur soutien technique de l'industrie

## Garantie limitée à vie

Walker® garantit les produits d'échappement admissibles\* contre les défauts et l'usure, lorsqu'utilisés sur des voitures de tourisme et camions légers privés dans des conditions d'utilisation normales pendant aussi longtemps que l'acheteur possède le véhicule sur lequel ils ont été originalement installés.

L'obligation de Tenneco en vertu de cette garantie est limitée au remplacement d'un produit usé ou défectueux par le même produit. Les coûts d'enlèvement et d'installation ne sont pas couverts et tous dommages accessoires ou consécutifs sont exclus de cette garantie, sans égard au moment où la défaillance se produit.

Cette garantie n'a aucune valeur monétaire et ne s'applique pas aux produits modifiés, mal utilisés ou installés sur des véhicules utilisés à des fins commerciales ou pour la course.

Pour faire une réclamation en vertu de cette garantie, veuillez retourner le produit usé ou défectueux avec la facture originale datée à l'installateur / détaillant qui vous a vendu le produit, pour confirmation de la défaillance et le remplacement en vertu des modalités de cette garantie.

## Produits admissibles :

\*Silencieux Quiet-Flow®SS de Walker® et ensembles de silencieux Quiet-Flow®SS de Walker®

Silencieux de performance DynoMax® VT™, Ultra Flo™ SS, Ultra Flo™ soudé et Super Turbo™, et les pièces DynoMax® en acier inoxydable situées après le catalyseur

## Convertisseurs catalytiques Walker® :

Les convertisseurs catalytiques standards de Walker® sont couverts par la garantie suivante :

Garantie de performance catalytique de **40 000 km**  
Garantie sur l'intégrité structurelle de **5 ans / 80 000 km**

Les convertisseurs catalytiques Ultra® de Walker® sont couverts par la garantie suivante :

Garantie de performance catalytique de **40 000 km**  
Garantie sur l'intégrité structurelle de **5 ans / 80 000 km**

Les convertisseurs catalytiques CalCat® de Walker® sont couverts par la garantie suivante :

Garantie de performance catalytique de **80 000 km**  
Garantie sur l'intégrité structurelle de **5 ans / 80 000 km**

## Garantie commerciale :

Tenneco garantie à l'acheteur initial les silencieux pour poids lourds Mega-Flow® de Walker® installés sur des véhicules utilisés à des fins commerciales en (applications verticales) contre les défauts et l'usure pendant 4 ans à partir de la date d'achat, ou 800 000 km, la période la plus courte étant retenue.

## Silencieux de performance Thrush® :

Les silencieux Thrush® offrent une garantie limitée de 90 jours contre les défauts de matériaux ou de fabrication. Toute modification au produit ou utilisation divergeant avec l'application prévue annule cette garantie. Les pièces et la main d'œuvre ne sont pas couvertes par la garantie.

# Asistencia de producto líder de la industria

## Garantía limitada de por vida

Walker® garantiza los productos de escape que califiquen\* contra defectos y desgaste cuando se utilicen en automóviles de pasajeros y camiones ligeros privados en condiciones de operación normales, durante todo el tiempo que dicho comprador original sea dueño del vehículo en el cual dichos productos se instalaron originalmente.

La obligación de Tenneco bajo esta garantía está limitada al reemplazo del producto desgastado o defectuoso con el mismo producto de acuerdo con esta garantía. El costo de la remoción y la instalación no está incluido, y todo daño incidental y emergente está excluido bajo esta garantía, independientemente de cuando ocurra la falla.

Esta garantía no tiene valor en efectivo. Esta garantía no se aplica a los productos que hayan sido modificados o que hayan sido aplicados o instalados incorrectamente en vehículos utilizados para propósitos comerciales o de carreras.

Para presentar un reclamo bajo esta garantía, devuelva el producto desgastado o defectuoso, con el recibo original fechado, al distribuidor o minorista al que fue comprado, o a un distribuidor de Tenneco, para realizar la verificación y el intercambio bajo esta garantía.

## Productos que califican:

\*Silenciadores Walker® Quiet-Flow®SS y ensamblajes de silenciador Walker® Quiet-Flow®SS

Silenciadores de alto rendimiento DynoMax® VT™, Ultra Flo™ SS, Ultra Flo™ soldados y Super Turbo™ y sistemas de acero inoxidable DynoMax® Cat-Back

## Convertidores catalíticos Walker® :

Los convertidores catalíticos estándar Walker® llevan la siguiente garantía:

Garantía de rendimiento catalítico de **25,000 millas**  
Garantía de integridad estructural de **5 años / 50,000 millas**

Los convertidores catalíticos Walker® Ultra® llevan la siguiente garantía:

Garantía de rendimiento catalítico de **25,000 millas**  
Garantía de integridad estructural de **5 años / 50,000 millas**

Los convertidores catalíticos Walker® CalCat® llevan la siguiente garantía:

Garantía de rendimiento catalítico de **50,000 millas**  
Garantía de integridad estructural de **5 años / 50,000 millas**

## Garantía comercial:

Tenneco garantiza al comprador original sus silenciadores de uso pesado Walker® Mega-Flow® en vehículos utilizados para propósitos comerciales en aplicaciones verticales contra defectos y desgaste durante 4 años a partir de la fecha de compra o 500,000 millas, lo que ocurra primero.

## Silenciadores de alto rendimiento Thrush® :

Los silenciadores Thrush® llevan una garantía limitada de 90 días contra defectos de materiales o de fabricación. Cualquier modificación al producto o uso incoherente con la aplicación prevista anula esta garantía. Las piezas y la mano de obra no están cubiertas.